

**3/29/12
EDUCATION
OVERVIEW:
DEPARTMENT OF
EDUCATION AND
EARLY
DEVELOPMENT**

<TARGET><BILL></BILL><SUBJECT>3-29-12 EDUCATION OVERVIEW
DEPARTMENT OF EDUCATION AND EARLY
DEVELOPMENT</SUBJECT><COMM>HFIN27</COMM></TARGET>

Alaska State Legislature
HOUSE FINANCE COMMITTEE

Agenda

1:30PM

Thursday, March 29, 2012

Overview of Education

Department of Education & Early Development

Les Morse, Deputy Commissioner, Department of Education and
Early Development

Other Invited Testimony:

Via teleconference:

Education Summit Overview

Mayor Dan Sullivan, Anchorage

In Person:

Saving Alaska's Small Off-the-Road System High Schools

Jerry Covey, JSC Consulting

3/29/12

SEAN PARNELL, GOVERNOR

Department of Education & Early Development
Office of the Commissioner

*Goldbelt Place
801 West Tenth Street, Suite 200
P.O. Box 110500
Juneau, Alaska 99811-0500
(907) 465-2800
(907) 465-4156 Fax*

March 29, 2012

The Honorable Bill Stoltze
The Honorable Bill Thomas, Jr.
Co-Chairs, House Finance Committee
Alaska House of Representatives
Capitol, Room 519
Juneau, Alaska 99801

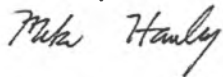
Dear Co-Chairs Stoltze and Thomas:

Attached is the response to two questions raised during the State Board of Education & Early Development Board Chair, Esther Cox's presentation at a hearing of the House Finance Committee on March 28, 2012. The questions and responses are below.

1. Rep. Gara asked if there was an increase to contracts for MEHS and he also asked if there was an increase in state funding to pay for those increases that resulted from the contract settlement.
 - No. At the time the FY13 budget was submitted, the increased costs for teacher salaries were not known. If the costs were known, there would have been an increase in the Interagency Receipt Authority (I/A) for MEHS but the actual revenue stream would be dependent on the foundation formula dollars that flow through to MEHS based on the BSA as is the case with other school districts. This would create a condition where MEHS has budgeted authority to pay for the increases but would be unable to receive additional funding without a change to the BSA or receive funding outside the formula along with the other school districts.
 - MEHS has two categories, the residential program and the academic program. The employees that work under the residential side of MEHS are supported in part with state GF as are other state employees in the various bargaining units and those positions received an increase in the Governor's budget. The employees that work for the academic program, including teachers, are supported through the state foundation formula. MEHS gets foundation funding for the operation of the school and this support is reflected in the budget as part of the total I/A authority.

Please let me know if there any additional questions or if the department can follow-up with members in another way.

Sincerely,



Mike Hanley
Commissioner

3/29/12

SEAN PARNELL, GOVERNOR

Department of Education & Early Development
Office of the Commissioner

*Goldbelt Place
801 West Tenth Street, Suite 200
P.O. Box 110500
Juneau, Alaska 99811-0500
(907) 465-2800
(907) 465-4156 Fax*

March 28, 2012

The Honorable Bill Stoltze
The Honorable Bill Thomas, Jr.
Co-Chairs, House Finance Committee
Alaska House of Representatives
Capitol, Room 519
Juneau, Alaska 99801

Dear Co-Chairs Stoltze and Thomas:

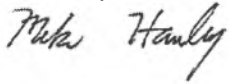
Attached are the responses to questions raised during the department's Responsibility & Accountability presentation at a hearing of the House Finance Committee on March 26, 2012. The questions and responses are below.

1. Reps. Edgmon and Guttenberg asked for a breakdown on classroom spending, energy costs, etc from school district budgets. Attachment A on email attachment list.
2. Rep. Fairclough asked for the number of certified teachers at each school. That list is attached. Additionally, she asked about teacher contracts and the department does not have access to those documents. Attachment B on email attachment list.
3. Rep. Fairclough requested information related to the \$150,000 senior citizen primary or permanent residence exemption.
 - Senior citizens receive a primary/permanent residence exemption from general taxation on the first \$150,000 of assessed real property value per AS 29.45.030(e). This exemption is not included in the state assessors Full and True value, so education mils are not applied to the \$150,000 reduction.
 - However, the Full and True value is based upon the concept that it reflects the entire value (100%) of all property within the municipal boundaries that could be taxed by the municipality. Even if the municipality has chosen to exempt certain aspects of some property, those property values are reflected at 100% in the Full and True value. The assessed value of the property as it exists as of January 1 of the tax year will be reflected (100%) in the full value determination.

4. Rep. Thomas wanted to know if Mt. Edgecumbe teachers are part of the tenure statute. The answer is yes.

Please let me know if there any additional questions or if the department can follow-up with members in another way.

Sincerely,

A handwritten signature in cursive script that reads "Mike Hanley".

Mike Hanley
Commissioner

3/29/12

ALASKA DEPARTMENT OF EDUCATION AND EARLY DEVELOPMENT

General Fund (School Operating Fund) Expenditures -- FY 2011 Actuals -- Instructional Functions
 TOTALS BY SCHOOL DISTRICT
 Compiled from Fiscal Year 2011 Actuals

February 23, 2012

SCHOOL DISTRICT		INSTRUCTION	SPECIAL EDUCATION INSTRUCTION	SPECIAL EDUCATION SUPPORT	SUPPORT SERVICES STUDENTS	SUPPORT SERVICES INSTRUCTION	SCHOOL ADMIN.	SUB-TOTAL
ALASKA GATEWAY	REAA	\$ 3,710,460	\$ 462,748	\$ 110,563	\$ 19,938	\$ 480,295	\$ 259,022	\$ 5,043,026
ALEUTIAN REGION	REAA	691,005	70,599	97,261	0	65,213	19,831	943,909
ALEUTIANS EAST	C&B	3,609,986	481,606	57,653	0	794,681	349,625	5,293,551
ANCHORAGE	C&B	284,745,354	77,734,107	27,925,650	30,682,201	25,348,552	24,067,110	470,502,974
ANNETTE ISLAND	REAA	3,817,428	252,217	67,824	81,166	38,851	401,245	4,658,731
BERING STRAIT	REAA	22,071,507	2,983,362	652,433	478,476	3,847,857	1,576,774	31,610,409
BRISTOL BAY	C&B	1,836,007	231,926	0	72,786	116,122	151,789	2,408,630
CHATHAM	REAA	1,427,418	318,154	76,386	2,395	173,492	301,295	2,299,140
CHUGACH	REAA	1,869,965	86,167	11,378	29,009	503,727	67,557	2,567,803
COPPER RIVER	REAA	2,918,444	732,302	157,267	650,510	161,295	318,229	4,938,047
CORDOVA	C&B	3,169,403	346,002	35,560	155,406	303,439	300,195	4,310,005
CRAIG	C&B	2,798,863	376,678	210,581	193,655	1,192,969	255,737	5,028,483
DELTA GREELY	REAA	5,285,991	1,040,671	97,962	322,361	938,017	411,126	8,096,128
DENALI	C&B	3,680,383	478,297	199,220	25,885	417,895	292,561	5,094,241
DILLINGHAM	C&B	3,539,389	930,435	222,361	214,895	751,071	367,934	6,026,085
FAIRBANKS	C&B	94,339,637	21,238,644	7,351,847	11,405,004	10,871,139	7,127,341	152,333,612
GALENA	C&B	11,247,239	480,327	59,303	2,855,702	2,209,682	857,508	17,709,761
HAINES	C&B	2,340,323	979,100	0	95,971	130,160	283,321	3,828,875
HOONAH	C&B	1,258,708	369,346	73,782	126,010	168,961	75,519	2,071,326
HYDABURG	C&B	706,453	143,426	11,261	0	179,567	103,823	1,144,530
IDITAROD	REAA	2,394,404	48,488	135,797	6,927	587,987	205,508	3,379,111
JUNEAU	C&B	31,766,634	11,913,680	3,077,884	3,109,064	3,472,016	2,778,130	56,117,398
KAKE	C&B	903,342	153,705	0	76,343	170,101	81,005	1,384,496
KASHUNAMIUT	REAA	2,767,345	335,545	59,739	126,577	670,485	203,052	4,162,743
KENAI PENINSULA	C&B	59,783,730	14,494,765	5,016,857	3,892,993	2,341,670	6,216,908	91,746,923
KETCHIKAN	C&B	15,269,322	3,579,720	833,170	876,328	1,563,099	1,642,071	23,763,710
KLAWOCK	C&B	1,626,040	348,150	0	48,423	68,818	165,231	2,256,662
KODIAK	C&B	20,805,891	3,796,093	2,198,404	1,402,583	2,806,270	1,970,895	32,980,136
KUSPUK	REAA	4,644,289	371,031	14,664	902	120,268	562,758	5,713,912
LAKE & PENINSULA	C&B	4,915,258	847,631	120,675	158,437	1,458,131	822,521	8,322,653
LOWER KUSKOKWIM	REAA	39,601,155	7,462,786	1,292,431	1,559,683	7,953,466	5,290,201	63,159,722
LOWER YUKON	REAA	14,853,076	3,083,564	245,520	1,417,417	6,953,477	2,500,868	29,053,922
MAT-SU	C&B	88,624,028	30,250,438	10,481,707	8,786,925	7,648,889	8,668,554	154,460,541
NENANA	C&B	3,565,829	529,783	0	1,019,485	483,485	145,643	5,744,225
NOME	C&B	4,530,162	428,258	45,828	419,897	909,793	486,821	6,820,759
NORTH SLOPE	C&B	23,709,109	2,646,343	639,100	2,181,111	3,131,077	3,465,916	35,772,656
NORTHWEST ARCTIC	C&B	16,135,468	3,622,628	237,919	599,952	1,463,575	2,697,517	24,757,059
PELICAN	C&B	191,241	19,327	26,693	0	46,918	18,523	302,702
PETERSBURG	C&B	3,390,136	1,015,621	304,756	0	633,755	432,419	5,776,687
PRILOF	REAA	1,110,684	56,956	2,368	0	375,921	61,626	1,607,555
SAINT MARY'S	C&B	1,279,152	122,356	28,360	24,925	141,704	165,448	1,761,945
SITKA	C&B	9,424,808	2,984,325	502,748	620,789	337,078	1,157,230	15,026,978
SKAGWAY	C&B	869,787	164,209	8,945	61,066	69,722	103,760	1,277,479
SOUTHEAST ISLAND	REAA	2,045,955	295,565	4,121	0	703,070	285,024	3,333,735
SOUTHWEST REGION	REAA	4,971,066	956,076	344,658	300,260	2,057,942	615,637	9,245,639
TANANA	C&B	366,818	57,570	0	0	49,733	70,585	544,706
UNALASKA	C&B	4,163,988	403,226	94,985	128,385	358,848	162,202	5,311,634
VALDEZ	C&B	6,134,020	1,484,695	257,958	333,300	784,048	600,622	9,594,643
WRANGELL	C&B	2,848,348	341,606	122,625	38,643	219,122	323,020	3,893,364
YAKUTAT	C&B	1,316,246	100,586	0	0	132,738	150,884	1,700,454
YUKON FLATS	REAA	2,975,634	480,142	109,103	138,771	1,194,853	262,641	5,161,144
YUKON-KOYUKUK	REAA	6,631,498	701,057	229,018	326,862	1,708,287	850,422	10,447,144
YUPIIT	REAA	4,240,831	629,944	95,013	309,781	1,098,402	409,029	6,783,000
STATEWIDE TOTALS		\$ 842,919,257	\$ 203,460,983	\$ 63,949,338	\$ 75,377,189	\$ 100,407,733	\$ 81,160,203	\$ 1,367,274,703

ALASKA DEPARTMENT OF EDUCATION AND EARLY DEVELOPMENT

General Fund (School Operating Fund) Expenditures -- FY 2011 Actuals -- Non Instructional Functions
 TOTALS BY SCHOOL DISTRICT
 Compiled from Fiscal Year 2011 Actuals

SCHOOL DISTRICT	SCHOOL ADMIN SUPPORT	DISTRICT ADMIN.	DIST. ADMIN SUPPORT	OPERATIONS & MAINT.	STUDENT ACTIVITIES	COMMUNITY SERVICES	DEBT SERVICE	TOTAL EXPENDITURES W/O TRANSFERS	FINANCING & FUND TRANSFERS	TOTAL EXPENDITURES & TRANSFERS	FOUNDATION ADM	Expenditures per ADM
ALASKA GATEWAY	\$ 138,432	\$ 289,223	\$ 278,313	\$ 1,910,274	\$ 68,208	\$ 0	\$ 0	\$ 7,727,476	\$ 988,494	\$ 8,715,970	384.80	\$ 20,082
ALEUTIAN REGION	0	122,912	96,767	340,998	0	0	0	1,504,586	0	1,504,586	30.65	49,089
ALEUTIANS EAST	153,291	445,508	335,272	1,517,445	273,405	0	0	8,018,472	388,090	8,406,562	245.00	32,728
ANCHORAGE	16,577,348	4,693,594	19,559,172	77,111,860	6,125,019	508,686	0	595,078,653	0	595,078,653	48,613.23	12,241
ANNETTE ISLAND	99,363	408,472	362,975	697,747	286,564	0	0	6,513,852	442,780	6,956,632	275.75	23,622
BERING STRAIT	302,965	895,262	934,195	9,689,626	1,489,888	0	0	44,922,345	6,777,940	51,700,285	1,653.60	27,166
BRISTOL BAY	90,807	256,480	253,820	768,563	65,393	0	131,803	3,975,496	65,018	4,040,514	160.05	24,839
CHATHAM	79,770	225,882	208,135	602,691	64,508	0	0	3,480,126	211,095	3,691,221	157.25	22,131
CHUGACH	0	146,988	205,547	335,298	0	0	0	3,255,634	296,016	3,551,650	254.45	12,795
COPPER RIVER	230,606	207,818	432,407	1,685,231	133,757	0	0	7,627,866	268,158	7,896,024	471.68	16,172
CORDOVA	170,748	231,423	216,141	802,377	241,997	0	0	5,972,691	200,000	6,172,691	337.75	17,684
CRAIG	167,909	175,402	145,313	1,110,026	268,189	0	0	6,895,322	19,694	6,915,016	624.03	11,050
DELTA GREELY	441,432	378,289	369,610	1,979,322	179,146	51,325	0	11,495,252	59,784	11,555,036	894.95	12,845
DENALI	139,512	242,184	285,850	1,274,566	99,543	0	150,615	7,286,511	0	7,286,511	721.15	10,104
DILLINGHAM	154,633	267,222	378,627	1,094,645	323,156	0	0	8,244,368	335,198	8,579,566	478.70	17,222
FAIRBANKS	4,886,739	2,209,647	9,089,887	24,153,731	2,634,885	0	601,883	195,910,384	1,552,370	197,462,754	14,238.23	13,759
GALENA	725,742	832,305	920,269	3,973,743	247,593	392,668	0	24,802,081	741,494	25,543,575	3,813.54	6,504
HAINES	127,044	193,132	212,053	742,342	40,000	0	0	5,143,446	285,000	5,428,446	305.15	16,855
HOONAH	144,359	86,699	195,033	442,844	82,895	165,478	0	3,188,634	-224	3,188,410	120.70	26,418
HYDABURG	14,141	134,246	79,665	407,923	148,989	0	0	1,929,494	45,852	1,975,346	62.65	30,798
IDITAROD	64,656	211,256	302,562	1,483,430	32,611	0	0	5,473,626	756,004	6,229,630	313.03	17,486
JUNEAU	2,863,441	911,067	3,478,961	7,459,005	575,015	90,114	0	71,495,001	738,500	72,233,501	4,982.63	14,349
KAKE	48,628	159,125	149,898	431,257	77,957	0	0	2,251,361	70,180	2,321,541	85.40	26,363
KASHUNAMIUT	110,053	426,313	360,335	998,459	42,334	0	0	6,100,237	375,443	6,475,680	305.95	19,939
KENAI PENINSULA	4,130,405	977,921	5,391,467	20,215,124	2,116,977	0	0	124,578,817	-362,104	124,216,713	9,025.06	13,804
KETCHIKAN	872,990	336,794	800,601	4,574,861	477,979	0	0	30,826,935	0	30,826,935	2,150.81	14,333
KLAWOCK	42,448	325,223	119,616	387,326	112,542	0	0	3,243,817	619,115	3,862,932	136.80	23,712
KODIAK	955,999	1,429,589	2,314,240	6,162,480	860,921	0	0	44,703,365	159,582	44,862,947	2,543.27	17,577
KUSPUK	213,507	402,414	296,528	2,441,933	173,533	0	0	9,241,827	278,156	9,519,983	348.55	26,515
LAKE & PENINSULA	75,752	611,090	476,796	3,296,222	439,556	0	122,439	13,344,508	1,028,728	14,373,236	327.30	40,771
LOWER KUSKOKWIM	2,095,428	741,646	2,423,480	14,463,963	1,528,391	0	32,555	84,445,185	3,908,190	88,353,375	3,995.15	21,137
LOWER YUKON	672,373	1,311,595	1,629,069	8,465,762	1,436,435	0	0	42,569,156	5,572,108	48,141,264	1,964.05	21,674
MAT-SU	8,687,576	1,505,164	10,523,189	20,190,876	3,617,914	85,175	0	199,070,435	0	199,070,435	16,964.56	11,734
NENANA	256,438	262,166	347,352	1,115,207	141,839	0	0	7,867,227	143,198	8,010,425	1,063.18	7,400
NOME	89,473	269,174	588,682	2,527,443	267,186	62,284	0	10,625,001	629,825	11,254,826	680.25	15,619
NORTH SLOPE	1,114,450	1,324,229	2,488,608	11,519,622	2,478,339	0	0	54,697,904	2,857,693	57,555,597	1,612.30	33,925
NORTHWEST ARCTIC	931,871	1,225,378	1,571,821	10,026,393	1,463,682	0	109,467	40,085,671	0	40,085,671	1,776.08	22,570
PELICAN	57,504	26,159	83,129	126,849	21,732	0	0	618,075	0	618,075	12.00	51,506
PETERSBURG	181,247	298,432	203,144	1,255,560	216,920	0	0	7,931,990	513,623	8,445,613	485.83	16,327
PRIIBLOF	103,262	111,056	207,818	590,664	26,908	0	0	2,647,263	0	2,647,263	86.85	30,481
SAINT MARYS	112,567	213,556	117,360	545,470	162,509	0	0	2,913,407	797,825	3,711,232	176.50	16,507
SITKA	645,717	617,910	625,595	2,021,382	305,686	24,739	0	19,268,007	148,422	19,416,429	1,299.18	14,831
SKAGWAY	74,302	166,068	136,012	298,758	0	0	0	1,952,619	81,500	2,034,119	78.40	24,906
SOUTHEAST ISLAND	24,309	239,380	210,918	723,360	130,616	0	0	4,662,318	582,962	5,245,280	158.85	29,350
SOUTHWEST REGION	185,210	263,868	980,903	3,229,088	348,526	0	0	14,253,234	2,210,529	16,463,763	627.45	22,716
TANANA	25,282	72,215	104,934	232,950	24,470	0	0	1,004,557	75,000	1,079,557	41.45	24,235
UNALASKA	200,267	375,328	262,863	922,410	322,439	28,111	0	7,423,052	105,000	7,528,052	406.75	18,250
VALDEZ	187,115	414,248	296,142	2,122,239	30,117	0	41,112	12,685,616	863,000	13,548,616	675.90	18,768
WRANGELL	198,753	224,052	244,191	717,779	207,244	657	0	5,486,040	40,359	5,526,399	339.25	16,171
YAKUTAT	44,845	137,946	100,759	403,140	12,312	0	0	2,399,466	0	2,399,466	119.25	20,121
YUKON FLATS	142,752	597,298	430,976	2,670,223	113,848	0	0	9,116,241	210,819	9,327,060	246.65	36,960
YUKON-KOYUKUK	580,630	568,292	559,951	2,093,144	69,994	0	0	14,319,155	95,618	14,414,773	1,325.92	10,799
YUPIIT	130,266	627,517	348,979	2,707,620	187,388	0	0	10,784,770	177,068	10,961,838	450.40	23,945
STATEWIDE TOTALS	\$50,764,357	\$29,826,157	\$72,735,930	\$267,061,249	\$30,797,055	\$1,409,237	\$1,189,874	\$1,821,058,562	\$ 35,652,121	\$1,856,411,664	128,648	\$ 1,128,885

3/29/12

District Name	School Name	Teacher FTE
Alaska Gateway	Alaska REACH Academy	0.90
Alaska Gateway	Dot Lake School	1.90
Alaska Gateway	Eagle Community School	2.00
Alaska Gateway	Mentasta Lake School	1.84
Alaska Gateway	Tanacross School	2.80
Alaska Gateway	Tetlin School	2.20
Alaska Gateway	Tok School	16.00
Alaska Gateway	Walter Northway School	3.80
Alaska Gateway Total		31.44
Aleutian Region	Adak School	2.00
Aleutian Region	Yakov E. Netsvetov School	2.00
Aleutian Region Total		4.00
Aleutians East	Akutan School	2.00
Aleutians East	Cold Bay School	2.00
Aleutians East	False Pass School	1.00
Aleutians East	King Cove School	12.00
Aleutians East	Nelson Lagoon School	2.00
Aleutians East	Sand Point School	14.00
Aleutians East Total		33.00
Anchorage	Abbott Loop Elementary	24.95
Anchorage	Airport Heights Elementary	24.59
Anchorage	Alaska Native Cultural Charter School	13.16
Anchorage	Alpenglow Elementary	31.03
Anchorage	Aquarian Charter School	20.50
Anchorage	Aurora Elementary	23.42
Anchorage	Avail School	5.85
Anchorage	Bartlett High School	81.82
Anchorage	Baxter Elementary	25.78
Anchorage	Bayshore Elementary	32.83
Anchorage	Bear Valley Elementary	23.39
Anchorage	Benson Secondary/S.E.A.R.C.H.	17.84
Anchorage	Birchwood ABC Elementary	21.63
Anchorage	Bowman Elementary	30.85
Anchorage	Campbell Elementary	24.40
Anchorage	Central Middle School of Science	37.19
Anchorage	Chester Valley Elementary	14.65
Anchorage	Chinook Elementary	34.58
Anchorage	Chugach Optional Elementary	13.54
Anchorage	Chugiak Elementary	28.09
Anchorage	Chugiak High School	61.37
Anchorage	Clark Middle School	68.00
Anchorage	College Gate Elementary	25.73
Anchorage	Continuation School	1.94
Anchorage	Creekside Park Elementary	28.20
Anchorage	Crossroads School	1.92
Anchorage	Denali Elementary	26.78

District Name	School Name	Teacher FTE
Anchorage	Dimond High School	86.55
Anchorage	Eagle Academy Charter School	8.90
Anchorage	Eagle River Elementary	24.07
Anchorage	Eagle River High School	41.21
Anchorage	East High School	109.72
Anchorage	Fairview Elementary	31.18
Anchorage	Family Partnership Charter School	12.59
Anchorage	Fire Lake Elementary	24.30
Anchorage	Frontier Charter School	2.00
Anchorage	Girdwood School	11.30
Anchorage	Gladys Wood Elementary	27.08
Anchorage	Goldenview Middle School	48.90
Anchorage	Government Hill Elementary	27.77
Anchorage	Gruening Middle School	37.61
Anchorage	Hanshew Middle School	49.77
Anchorage	Highland Tech High Charter School	11.55
Anchorage	Homestead Elementary	23.87
Anchorage	Huffman Elementary	22.45
Anchorage	Inlet View Elementary	14.42
Anchorage	Kasuun Elementary	29.25
Anchorage	Kincaid Elementary	30.53
Anchorage	King Career Center	27.97
Anchorage	Klatt Elementary	22.18
Anchorage	Lake Hood Elementary	26.58
Anchorage	Lake Otis Elementary	26.82
Anchorage	McLaughlin Secondary School	16.94
Anchorage	Mears Middle School	52.71
Anchorage	Mirror Lake Middle School	42.00
Anchorage	Mountain View Elementary	27.40
Anchorage	Mt. Spurr Elementary	17.12
Anchorage	Muldoon Elementary	32.95
Anchorage	Nicholas J. Begich Middle School	66.13
Anchorage	North Star Elementary	30.97
Anchorage	Northern Lights ABC K-8 School	29.06
Anchorage	Northwood ABC	28.23
Anchorage	Nunaka Valley Elementary	18.05
Anchorage	Ocean View Elementary	26.58
Anchorage	O'Malley Elementary	19.60
Anchorage	Orion Elementary School	24.31
Anchorage	Polaris K-12 School	26.94
Anchorage	Ptarmigan Elementary	30.75
Anchorage	Rabbit Creek Elementary	25.10
Anchorage	Ravenwood Elementary	25.03
Anchorage	Rilke Schule Charter School	17.29
Anchorage	Rogers Park Elementary	35.42
Anchorage	Romig Middle School	48.89

District Name	School Name	Teacher FTE
Anchorage	Russian Jack Elementary	30.81
Anchorage	S.A.V.E. High School	11.77
Anchorage	Sand Lake Elementary	35.66
Anchorage	Scenic Park Elementary	23.20
Anchorage	Service High School	89.05
Anchorage	South Anchorage High School	73.45
Anchorage	Spring Hill Elementary	21.05
Anchorage	Steller Secondary School	15.20
Anchorage	Susitna Elementary	27.40
Anchorage	Taku Elementary	27.24
Anchorage	Trailside Elementary	28.70
Anchorage	Tudor Elementary	22.60
Anchorage	Turnagain Elementary	27.88
Anchorage	Ursa Major Elementary	27.48
Anchorage	Ursa Minor Elementary	18.12
Anchorage	Wendler Middle School	42.48
Anchorage	West High School	85.14
Anchorage	Whaley School	54.03
Anchorage	William Tyson Elementary	35.10
Anchorage	Williwaw Elementary	24.15
Anchorage	Willow Crest Elementary	28.82
Anchorage	Winterberry School	12.18
Anchorage	Wonder Park Elementary	24.44
Anchorage Total		2950.02
Annette Island	Charles R. Leask Sr. Middle School	6.15
Annette Island	Metlakatla High School	10.60
Annette Island	Richard Johnson Elementary	8.55
Annette Island Total		25.30
Bering Strait	Aniguiin School	10.30
Bering Strait	Anthony A. Andrews School	16.40
Bering Strait	Brevig Mission School	11.30
Bering Strait	Diomedea School	4.30
Bering Strait	Gambell School	16.30
Bering Strait	Hogarth Kingeekuk Sr. Memorial School	18.30
Bering Strait	James C. Isabell School	9.40
Bering Strait	Koyuk-Malimiut School	10.30
Bering Strait	Martin L. Olson School	6.30
Bering Strait	Shaktoolik School	8.40
Bering Strait	Shishmaref School	17.40
Bering Strait	Tukurngailnguq School	17.40
Bering Strait	Unalakleet School	17.80
Bering Strait	Wales School	5.30
Bering Strait	White Mountain School	8.30
Bering Strait Total		177.50
Bristol Bay	Bristol Bay Middle/High School	7.03
Bristol Bay	Naknek Elementary	7.97

District Name	School Name	Teacher FTE
Bristol Bay Total		15.00
Chatham	Angoon School	6.93
Chatham	Chatham Correspondence	0.10
Chatham	Gustavus School	5.85
Chatham	Klukwan School	1.71
Chatham	Tenakee Springs School	0.90
Chatham Total		15.49
Chugach	Chenega Bay School	3.00
Chugach	FOCUS Homeschool	4.00
Chugach	Tatitlek Community School	3.00
Chugach	Whittier Community School	2.85
Chugach Total		12.85
Copper River	Chistochina School	0.01
Copper River	Copper Center School	4.00
Copper River	Glennallen Elementary	7.94
Copper River	Glennallen Jr/Sr High School	9.45
Copper River	Kenny Lake School	9.31
Copper River	Slana School	1.00
Copper River	Upstream Learning Correspondence	0.50
Copper River Total		32.21
Cordova	Cordova Jr/Sr High School	11.65
Cordova	Mt. Eccles Elementary	12.85
Cordova Total		24.50
Craig	Craig Alternative High School	0.09
Craig	Craig Elementary	15.56
Craig	Craig High School	9.33
Craig	Craig Middle School	6.41
Craig	PACE Correspondence	3.68
Craig Total		35.07
Delta-Greely	Delta Cyber School	1.66
Delta-Greely	Delta Junction Elementary	17.50
Delta-Greely	Delta Junction Sr. High School	13.41
Delta-Greely	Delta-Greely Home School	1.25
Delta-Greely	Fort Greely School	17.85
Delta-Greely	Gerstle River School	2.00
Delta-Greely	New Horizons High School	1.09
Delta-Greely Total		54.76
Denali	Anderson School	3.83
Denali	Cantwell School	3.69
Denali	Denali PEAK	2.30
Denali	Tri-Valley School	14.22
Denali Total		24.04
Dillingham	Dillingham Correspondence School	0.05
Dillingham	Dillingham Elementary	19.10
Dillingham	Dillingham Middle/High School	19.10
Dillingham Total		38.25

District Name	School Name	Teacher FTE
Fairbanks	Alternative Learning Systems	0.20
Fairbanks	Anderson Elementary	16.33
Fairbanks	Anne Wien Elementary	24.05
Fairbanks	Arctic Light Elementary	31.31
Fairbanks	Badger Road Elementary	28.56
Fairbanks	Barnette Magnet School	24.20
Fairbanks	Ben Eielson Jr/Sr High School	33.29
Fairbanks	Chinook Montessori Charter School	7.25
Fairbanks	Crawford Elementary	17.91
Fairbanks	Denali Elementary	22.48
Fairbanks	Effie Kokrine Charter School	9.00
Fairbanks	Fairbanks B.E.S.T.	1.00
Fairbanks	Fairbanks Youth Facility	4.00
Fairbanks	Hunter Elementary	22.29
Fairbanks	Hutchison High School	25.49
Fairbanks	Joy Elementary	26.45
Fairbanks	Ladd Elementary	27.34
Fairbanks	Lathrop High School	67.10
Fairbanks	Nordale Elementary	21.35
Fairbanks	North Pole Elementary	25.39
Fairbanks	North Pole High School	42.90
Fairbanks	North Pole Middle School	42.60
Fairbanks	Pearl Creek Elementary	27.75
Fairbanks	Randy Smith Middle School	23.00
Fairbanks	Ryan Middle School	24.30
Fairbanks	Salcha Elementary	7.45
Fairbanks	Star of the North Secondary School	11.50
Fairbanks	Tanana Middle School	34.50
Fairbanks	Ticasuk Brown Elementary	28.46
Fairbanks	Two Rivers School	7.75
Fairbanks	University Park Elementary	29.74
Fairbanks	Watershed Charter School	10.00
Fairbanks	Weller Elementary	31.19
Fairbanks	West Valley High School	59.10
Fairbanks	Woodriver Elementary	25.96
Fairbanks Total		841.19
Galena	Galena Interior Learning Academy (GILA)	12.70
Galena	Interior Distance Education of Alaska (IDEA)	29.65
Galena	Sidney C. Huntington Elementary	7.92
Galena	Sidney C. Huntington Jr/Sr High School	10.33
Galena Total		60.60
Haines	Haines Elementary	13.89
Haines	Haines High School	8.92
Haines	Haines Home School	0.49
Haines	Mosquito Lake Elementary	1.00
Haines Total		24.30

District Name	School Name	Teacher FTE
Hoonah	Hoonah Elementary	6.20
Hoonah	Hoonah Jr/Sr High School	6.30
Hoonah Total		12.80
Hydaburg	Hydaburg Correspondence School	0.17
Hydaburg	Hydaburg School	7.83
Hydaburg Total		8.00
Iditarod	Blackwell School	1.00
Iditarod	David Louis Memorial School	4.43
Iditarod	Distance Learning/Corresp. Ctr.	0.98
Iditarod	Holy Cross School	4.00
Iditarod	Innoko River School	1.96
Iditarod	McGrath School	4.16
Iditarod	Takotna Community School	1.36
Iditarod	Top of the Kuskokwim School	1.63
Iditarod Total		19.52
Juneau	Auke Bay Elementary	21.53
Juneau	Dzantik'i Heeni Middle School	30.34
Juneau	Floyd Dryden Middle School	36.00
Juneau	Gastineau Elementary	22.03
Juneau	Glacier Valley Elementary	26.03
Juneau	Harborview Elementary	34.28
Juneau	HomeBRIDGE	1.00
Juneau	Johnson Youth Center	3.80
Juneau	Juneau Community Charter School	5.82
Juneau	Juneau-Douglas High School	47.20
Juneau	Mendenhall River Community School	28.28
Juneau	Riverbend Elementary	24.03
Juneau	Thunder Mountain High School	37.60
Juneau	Yaakoosge Daakahidi Alt. H.S.	8.20
Juneau Total		326.14
Kake	Kake Elementary & High School	9.20
Kake Total		9.20
Kashunamiut	Chevak School	26.00
Kashunamiut Total		26.00
Kenai Peninsula	Aurora Borealis Charter School	11.60
Kenai Peninsula	Chapman School	9.70
Kenai Peninsula	Connections	16.26
Kenai Peninsula	Cooper Landing School	1.17
Kenai Peninsula	Fireweed Academy	7.50
Kenai Peninsula	Homer Flex School	4.00
Kenai Peninsula	Homer High School	24.85
Kenai Peninsula	Homer Middle School	14.55
Kenai Peninsula	Hope School	1.41
Kenai Peninsula	Kachemak Selo School	7.97
Kenai Peninsula	Kaleidoscope School of Arts & Sciences	14.90
Kenai Peninsula	Kalifornsky Beach Elementary	25.73

District Name	School Name	Teacher FTE
Kenai Peninsula	Kenai Alternative High School	7.06
Kenai Peninsula	Kenai Central High School	32.85
Kenai Peninsula	Kenai Middle School	23.83
Kenai Peninsula	Marathon School	1.09
Kenai Peninsula	McNeil Canyon Elementary	10.90
Kenai Peninsula	Moose Pass School	2.39
Kenai Peninsula	Mt. View Elementary	32.50
Kenai Peninsula	Nanwalek School	7.66
Kenai Peninsula	Nikiski Middle/Senior High School	29.93
Kenai Peninsula	Nikiski North Star Elementary	26.45
Kenai Peninsula	Nikolaevsk School	7.32
Kenai Peninsula	Ninilchik School	13.33
Kenai Peninsula	Paul Banks Elementary	16.00
Kenai Peninsula	Port Graham School	3.53
Kenai Peninsula	Razdolna School	6.32
Kenai Peninsula	Redoubt Elementary	26.25
Kenai Peninsula	River City Academy	5.00
Kenai Peninsula	Seward High School	11.97
Kenai Peninsula	Seward Middle School	6.15
Kenai Peninsula	Skyview High School	21.73
Kenai Peninsula	Soldotna Elementary	22.52
Kenai Peninsula	Soldotna High School	30.62
Kenai Peninsula	Soldotna Middle School	25.10
Kenai Peninsula	Soldotna Montessori Charter School	10.45
Kenai Peninsula	Spring Creek School	3.80
Kenai Peninsula	Sterling Elementary	14.28
Kenai Peninsula	Susan B English School	5.01
Kenai Peninsula	Tebughna School	5.19
Kenai Peninsula	Tustumena Elementary	13.80
Kenai Peninsula	Voznesenka School	10.40
Kenai Peninsula	West Homer Elementary	15.30
Kenai Peninsula	William H. Seward Elementary School	19.90
Kenai Peninsula Total		608.27
Ketchikan	Fast Track	0.40
Ketchikan	Fawn Mountain Elementary	21.00
Ketchikan	Houghtaling Elementary	26.00
Ketchikan	Ketchikan Charter School	10.70
Ketchikan	Ketchikan High School	36.20
Ketchikan	Ketchikan Regional Youth Facility	1.00
Ketchikan	Point Higgins School	16.00
Ketchikan	Revilla Jr/Sr High School	8.10
Ketchikan	Schoenbar Middle School	19.00
Ketchikan	Tongass School of Arts and Sciences Charter School	9.40
Ketchikan Total		147.80
Klawock	Klawock City School	15.13

District Name	School Name	Teacher FTE
Klawock Total		15.13
Kodiak Island	Akhiok School	1.60
Kodiak Island	Chiniak School	1.20
Kodiak Island	Danger Bay School	1.27
Kodiak Island	East Elementary	20.17
Kodiak Island	Karluk School	1.10
Kodiak Island	Kodiak High School	43.10
Kodiak Island	Kodiak Island Correspondence	1.50
Kodiak Island	Kodiak Middle School	31.99
Kodiak Island	Larsen Bay School	2.48
Kodiak Island	Main Elementary	17.66
Kodiak Island	North Star Elementary	16.67
Kodiak Island	Old Harbor School	3.24
Kodiak Island	Ouzinkie School	2.74
Kodiak Island	Peterson Elementary	15.15
Kodiak Island	Port Lions School	2.38
Kodiak Total		162.25
Kuspuk	Aniak Jr/Sr High School	2.57
Kuspuk	Auntie Mary Nicoli Elementary	5.84
Kuspuk	Crow Village Sam School	1.74
Kuspuk	George Morgan Sr. H.S.	1.50
Kuspuk	Gusty Michael School	1.12
Kuspuk	Jack Egnaty Sr. School	1.98
Kuspuk	Johnnie John Sr. School	1.58
Kuspuk	Joseph S. & Olinga Gregory Elementary	4.00
Kuspuk	Zackar Levi Elementary	2.50
Kuspuk Total		22.83
Lake and Peninsula	Chignik Bay School	2.00
Lake and Peninsula	Chignik Lagoon School	3.00
Lake and Peninsula	Chignik Lake School	2.00
Lake and Peninsula	Egegik School	2.00
Lake and Peninsula	Igiugig School	2.25
Lake and Peninsula	Kokhanok School	5.00
Lake and Peninsula	Levelock School	0.05
Lake and Peninsula	Meshik School	2.75
Lake and Peninsula	Newhalen School	4.00
Lake and Peninsula	Nondalton School	8.00
Lake and Peninsula	Perryville School	5.00
Lake and Peninsula	Pilot Point School	3.00
Lake and Peninsula	Tanalian School	2.00
Lake and Pen Total		41.05
Lower Kuskokwim	Akiuk Memorial School	5.63
Lower Kuskokwim	Akula Elitnaurvik School	7.58
Lower Kuskokwim	Anna Tobeluk Memorial School	13.00
Lower Kuskokwim	Arviq School	1.20
Lower Kuskokwim	Ayagina'ar Elitnaurvik	10.26

District Name	School Name	Teacher FTE
Lower Kuskokwim	Ayaprun Elitnaurvik	12.00
Lower Kuskokwim	Ayaprun School	8.10
Lower Kuskokwim	Bethel Alternative Boarding School	4.00
Lower Kuskokwim	Bethel Regional High School	33.00
Lower Kuskokwim	Bethel Youth Facility	3.00
Lower Kuskokwim	Chaputnguak School	10.58
Lower Kuskokwim	Chief Paul Memorial School	14.09
Lower Kuskokwim	Eek School	6.09
Lower Kuskokwim	Gladys Jung Elementary	20.50
Lower Kuskokwim	Joann A. Alexie Memorial School	8.25
Lower Kuskokwim	Ket'acik/Aapalluk Memorial School	16.00
Lower Kuskokwim	Kuinerrarmiot Elitnaurviat	13.50
Lower Kuskokwim	Kwigillingok School	7.00
Lower Kuskokwim	Lewis Angapak Memorial School	10.23
Lower Kuskokwim	Mikelnguut Elitnaurviat	20.00
Lower Kuskokwim	Nelson Island Area School	14.04
Lower Kuskokwim	Nightmute School	8.32
Lower Kuskokwim	Nuniwarmiut School	3.33
Lower Kuskokwim	Paul T. Albert Memorial School	9.23
Lower Kuskokwim	Qugcuun Memorial School	3.19
Lower Kuskokwim	Rocky Mountain School	6.05
Lower Kuskokwim	William Miller Memorial School	7.05
Lower Kuskokwim	Z. John Williams Memorial School	10.68
Lower Kuskokwim Total		285.90
Lower Yukon	Alakanuk School	16.00
Lower Yukon	Emmonak School	17.00
Lower Yukon	Hooper Bay School	29.00
Lower Yukon	Ignatius Beans School	18.00
Lower Yukon	Kotlik School	13.00
Lower Yukon	Marshall School	10.00
Lower Yukon	Pilot Station School	13.00
Lower Yukon	Pitkas Point School	2.00
Lower Yukon	Russian Mission School	8.00
Lower Yukon	Scammon Bay School	16.00
Lower Yukon	Sheldon Point School	6.00
Lower Yukon Total		148.00
Matanuska-Susitna	Academy Charter School	15.33
Matanuska-Susitna	American Charter Academy	13.99
Matanuska-Susitna	Beryozova School	1.00
Matanuska-Susitna	Big Lake Elementary	23.99
Matanuska-Susitna	Birchtree Charter School	15.20
Matanuska-Susitna	Burchell High School	18.89
Matanuska-Susitna	Butte Elementary	18.00
Matanuska-Susitna	Colony High School	56.02
Matanuska-Susitna	Colony Middle School	33.00
Matanuska-Susitna	Cottonwood Creek Elementary	19.99

District Name	School Name	Teacher FTE
Matanuska-Susitna	Finger Lake Elementary	19.99
Matanuska-Susitna	Fred and Sara Machetanz Elementary School	25.50
Matanuska-Susitna	Fronteras Charter School	12.00
Matanuska-Susitna	Glacier View School	4.75
Matanuska-Susitna	Goose Bay Elementary	26.00
Matanuska-Susitna	Houston High School	22.98
Matanuska-Susitna	Houston Middle School	21.49
Matanuska-Susitna	Iditarod Elementary	20.00
Matanuska-Susitna	John Shaw Elementary	22.49
Matanuska-Susitna	Knik Elementary School	20.50
Matanuska-Susitna	Larson Elementary	22.50
Matanuska-Susitna	Mat-Su Career & Tech Ed High School	29.99
Matanuska-Susitna	Mat-Su Central School	11.98
Matanuska-Susitna	Mat-Su Day School	8.00
Matanuska-Susitna	Mat-Su Youth Facility	0.96
Matanuska-Susitna	Meadow Lakes Elementary	26.00
Matanuska-Susitna	Midnight Sun Family Learning Center	7.48
Matanuska-Susitna	Palmer High School	42.98
Matanuska-Susitna	Palmer Middle School	33.50
Matanuska-Susitna	Pioneer Peak Elementary	19.00
Matanuska-Susitna	Sherrod Elementary	22.99
Matanuska-Susitna	Snowshoe Elementary	21.50
Matanuska-Susitna	Susitna Valley High	14.48
Matanuska-Susitna	Sutton Elementary	4.50
Matanuska-Susitna	Swanson Elementary	24.98
Matanuska-Susitna	Talkeetna Elementary	7.00
Matanuska-Susitna	Tanaina Elementary	22.00
Matanuska-Susitna	Teeland Middle School	36.98
Matanuska-Susitna	Trapper Creek Elementary	1.50
Matanuska-Susitna	Twindly Bridge Charter School	3.00
Matanuska-Susitna	Valley Pathways	9.49
Matanuska-Susitna	Wasilla High School	65.50
Matanuska-Susitna	Wasilla Middle School	43.99
Matanuska-Susitna	Willow Elementary	7.50
Matanuska-Susitna Total		898.91
Mount Edgecumbe	Mt. Edgecumbe High School	22.50
Mount Edgecumbe Total		22.50
Nenana	CyberLynx Correspondence Program	6.02
Nenana	Nenana City School	15.72
Nenana Total		21.74
Nome	Anvil City Science Academy	2.50
Nome	Extensions Correspondence	0.05
Nome	Nome Elementary	28.55
Nome	Nome Youth Facility	1.00
Nome	Nome-Beltz Jr/Sr High	17.60
Nome Total		49.70

District Name	School Name	Teacher FTE
North Slope	Alak School	15.00
North Slope	Barrow High School	18.50
North Slope	Eben Hopson Middle School	18.49
North Slope	Fred Ipalook Elementary	36.00
North Slope	Harold Kaveolook School	10.00
North Slope	Kali School	10.00
North Slope	Kiita Learning Community	3.50
North Slope	Meade River School	11.00
North Slope	Nuiqsut Trapper School	12.10
North Slope	Nunamiut School	10.00
North Slope	Tikigaq School	22.00
North Slope Total		166.59
Northwest Arctic	Ambler School	5.50
Northwest Arctic	Aqqaluk High/Noorvik Elementary	12.20
Northwest Arctic	Buckland School	11.90
Northwest Arctic	Davis-Ramoth School	15.00
Northwest Arctic	Deering School	4.00
Northwest Arctic	June Nelson Elementary	22.00
Northwest Arctic	Kiana School	10.00
Northwest Arctic	Kobuk School	5.00
Northwest Arctic	Kotzebue Middle/High School	22.64
Northwest Arctic	McQueen School	8.00
Northwest Arctic	Napaaqtugmiut School	11.00
Northwest Arctic	Shungnak School	6.91
Northwest Arctic Total		134.15
Pelican	Pelican School	1.75
Pelican Total		1.75
Petersburg	Mitkof Middle School	8.81
Petersburg	Petersburg High School	12.52
Petersburg	Rae C. Stedman Elementary	13.24
Petersburg Total		34.57
Pribilof	St George School	1.00
Pribilof	St Paul School	7.50
Pribilof Total		8.50
Saint Mary's	Saint Mary's School	13.90
Saint Mary's Total		13.90
Sitka	Baranof Elementary	19.75
Sitka	Blatchley Middle School	23.25
Sitka	Keet Gooshi Heen Elementary	29.00
Sitka	Pacific High School	4.00
Sitka	Sitka Correspondence	1.00
Sitka	Sitka High School	23.95
Sitka Total		100.95
Skagway	Skagway School	9.00
Skagway Total		9.00
Southeast Island	Barry Craig Stewart Kasaan School	1.15

District Name	School Name	Teacher FTE
Southeast Island	Edna Bay School	1.15
Southeast Island	Hollis School	1.10
Southeast Island	Howard Valentine Coffman Cove School	1.55
Southeast Island	Naukati School	2.25
Southeast Island	Port Alexander School	2.10
Southeast Island	Port Protection School	1.15
Southeast Island	SE Island Correspondence	0.10
Southeast Island	Thorne Bay School	8.55
Southeast Island	Whale Pass School	1.70
Southeast Island Total		20.80
Southwest Region	Aleknagik School	3.50
Southwest Region	Chief Ivan Blunka School	13.10
Southwest Region	Clarks Point School	0.75
Southwest Region	Koliganek School	6.50
Southwest Region	Manokotak School	12.80
Southwest Region	Togiak School	17.10
Southwest Region	Twin Hills School	2.00
Southwest Region	William "Sonny" Nelson School	2.00
Southwest Region Total		57.75
Tanana	Maudrey J. Sommer School	4.00
Tanana Total		4.00
Unalaska	Eagle's View Elementary School	16.20
Unalaska	Unalaska Jr/Sr High School	15.17
Unalaska Total		31.37
Valdez	George H Gilson Jr. H.S.	8.27
Valdez	Hermon Hutchens Elementary	24.84
Valdez	Valdez High School	16.86
Valdez Total		49.97
Wrangell	Alaska Virtual Academy	0.05
Wrangell	Evergreen Elementary	9.42
Wrangell	Stikine Middle School	5.47
Wrangell	Wrangell High School	7.83
Wrangell Total		22.77
Yakutat	Yakutat School	11.50
Yakutat Total		11.50
Yukon Flats	Arctic Village School	4.00
Yukon Flats	Circle School	2.00
Yukon Flats	Cruikshank School	1.00
Yukon Flats	Fort Yukon School	15.00
Yukon Flats	John Fredson School	4.50
Yukon Flats	Stevens Village School	1.00
Yukon Flats	Tsuk Taih School	3.00
Yukon Flats	Yukon Flats Distance Education Program	0.10
Yukon Flats Total		30.60
Yukon-Koyukuk	Allakaket School	4.50
Yukon-Koyukuk	Andrew K. Demoski School	5.50

District Name	School Name	Teacher FTE
Yukon-Koyukuk	Ella B. Verneti School	2.00
Yukon-Koyukuk	Gladys Dart School	0.75
Yukon-Koyukuk	Jimmy Huntington School	8.50
Yukon-Koyukuk	Johnny Oldman School	2.00
Yukon-Koyukuk	Kaltag School	3.50
Yukon-Koyukuk	Merrelaine A Kangas School	4.50
Yukon-Koyukuk	Minto School	4.50
Yukon-Koyukuk	Raven Correspondence School	13.50
Yukon-Koyukuk Total		49.25
Yupiit	Akiachak School	17.00
Yupiit	Akiak School	12.25
Yupiit	Tuluksak School	15.00
Yupiit Total		44.25

3/29/12

SAVING ALASKA'S SMALL OFF-THE-ROAD SYSTEM HIGH SCHOOLS

JERRY COVEY
MARCH 22, 2012

JSC CONSULTING, LLC
OUTCOMES YOU CAN BUILD ON

2070 Courage Circle, Anchorage, Alaska 99507
Phone: 907-522-4558 • Cell: 907-440-6500 • Fax: 907-522-4421
Email: jsc@gc.net • Web: www.jscconsulting.com

TABLE OF

CONTENTS

PAGE	TITLE
1	OVERVIEW CHALLENGES THE PLAYING FIELD HAS CHANGED DRAMATICALLY
2	OFF-THE-ROAD SYSTEM HIGH SCHOOL DATA PERFORMANCE DATA
3	WHAT SMALL OFF-THE-ROAD SYSTEM HIGH SCHOOLS NEED DELIVERY OPTIONS
4	WHERE DO WE GO FROM HERE <ul style="list-style-type: none">• RESIDENTIAL LEARNING CENTERS• BENEFITS OF ESTABLISHING REGIONALLY-BASED RESIDENTIAL LEARNING CENTERS
4-5	PROGRAMS THAT WORK SHOULD BE FUNDED BY THE LEGISLATURE
6	RECOMMENDATIONS TO STATE POLICY MAKERS
7	ATTACHMENTS
8-15	• SAMPLE: OFF-THE-ROAD SYSTEM SMALL HIGH SCHOOLS
16	• SAMPLE: OFF-THE-ROAD SYSTEM DISTRICT WIDE GRADUATION RATES 2010-11
	• SAMPLE: ON-THE-ROAD SYSTEM DISTRICT WIDE GRADUATION RATES 2010-11
17	• 2010-11 GRADUATION RATES BY SUBGROUP
18-19	• ALASKA STANDARDS-BASED ASSESSMENT RESULTS FOR 2011 RANK ORDERING OF SCHOOL DISTRICTS BASED ON DISTRICT- AS-A-WHOLE PERCENTAGE OF STUDENTS PROFICIENT IN LANGUAGE ARTS AND MATH

OVERVIEW

The post Molly Hooch vision of small off-the-road system (OTRS) high schools that would educate students on par with on-the-road system high schools has never been realized. Thirty-six years after its creation, Alaska's system of small rural OTRS high schools deliver, for the most part, a second-rate education that denies rural students the educational opportunities their on-the-road system counterparts enjoy.

Changes in state education policy, citizen migration from rural to urban areas, soaring education delivery costs, and competition from other state-funded education systems have pulled the rug out from under small OTRS high schools. As a result, with few exceptions, these schools perform academically far below expectations and fail to prepare thousands of students for effective adulthood roles. The vast majority of students attending these schools are Alaska Native.

Stretched beyond their capability and unable to deliver programs that meet the academic and career and technical education needs of their students, these schools face a future that looks much like their past. If small OTRS high schools are to realize the success envisioned by the Molly Hooch Consent Decree, they need a lifeline from the state NOW.

CHALLENGES

Small OTRS high schools are challenged by low student achievement, diseconomies of scale, high costs of education delivery, high drop-out rates, and competition from state funded residential high schools and distance education programs. Additionally, the education workforce in these schools is generally weaker with fewer highly-qualified teachers and the rate of educator turnover is often more than double that of on-the-road system high schools. Teachers in small OTRS high schools are spread thin just to teach the minimal requirements for graduation and have few resources at their disposal to deliver much needed advanced academic, enrichment, and career and technical education courses.

THE PLAYING FIELD HAS CHANGED DRAMATICALLY

Whether intended or not, changes in state education policy have undermined the foundation of these schools. With the exception of state education standards and the construction of new schools, Alaska's system of small rural OTRS high schools has remained largely unchanged since its inception in 1976; however, the environment these schools operate in has changed dramatically.

When they were built, small OTRS high schools had the full support of the legislature, adequate funding, no competition from residential high schools, and the only distance

education program was the correspondence school operated by the Alaska Department of Education.

Unfortunately, that level of support was short lived. Beginning in the 1980s with the reopening of Mt. Edgecumbe High School, the subsequent addition of Nenana's Residential High School, the Galena Interior Learning Academy, and at last count 30 statewide correspondence programs operated by local school districts, OTRS high schools have lost thousands of students, millions of dollars in operating revenue, and face challenges they are unable to address.

While it is not possible or desirable to roll-back the clock on changes in our education delivery system, it is necessary and important to respond to unmet needs that are a direct result of state education policy changes.

OTRS HIGH SCHOOL SIZE DATA

Pages 8-15 of this paper identifies 131 small OTRS high schools with a total enrollment of 2,662 students. The enrollment of these 131 high schools are as follows:

- 57 schools have 1-10 students;
- 21 schools have 11-20 students;
- 15 schools have 21-30 students;
- 16 schools have 31-40 students;
- 22 schools have 41-60 students.

Of the 2,662 students in the above schools, 95.38% are Alaska Natives. The high schools these students attend are the smallest and most remote with the most limited curriculum and among the lowest achievement levels in the state.

PERFORMANCE DATA

The Family Educational Rights and Privacy Act (FERPA) prevents the release of information that may cause any student to be personally recognizable. As a result, it is difficult to obtain detailed student achievement from small OTRS schools.

The last two pages of this paper presents two standards-based assessment charts: *2011 K-12 Performance of all school districts in Rank Order Based on District-as-a-Whole Percentage of Students Proficient in Language Arts and Mathematics*. OTRS schools are shown in yellow. The charts confirm that with few exceptions, OTRS school districts are among the lowest achieving in the state.

Another measure, *2012 Alaska Performance Scholarship Outcomes Report* shows that few Alaska Native students were able to participate in this state program. Data collection methods and FERPA requirements make it impossible to know which school districts many students were from.

Alaska Performance Scholarship Eligibility and Recipients by Ethnicity (Sample)

Total	Public School Graduates	Eligible Count	% of Graduates Eligible
Caucasian (White)	4,764	1,807	37.9
Alaska Native/ American Indian	1,463	122	8.3

Caucasian students are four and one-half times more likely to be academically eligible for the APS than are Alaska Native/American Indian students, at 37.9% versus 8.3%.

Source: APS Report page 8.

WHAT SMALL OTRS HIGH SCHOOLS NEED

The short answer is opportunities for students.

Leveling the educational playing field for small OTRS high schools will require providing students access to learning environments comparable to those offered by higher performing on-the-road high schools and residential high schools.

OTRS high school students need opportunities to participate in advanced academics and career and technical education programs including the ability to access courses provided by large high schools, regional training centers, apprenticeship programs, and college campuses.

DELIVERY OPTIONS

Advances in technology are providing opportunities for cost effective distance delivery of quality programs to students, and many small OTRS high schools are using them to augment their programs. That said, distance delivery and technology cannot replace learning opportunities that require infrastructure, access to hands-on learning, equipment, external partnerships, larger groups of students, and other resources that are not available in small rural high schools.

WHERE DO WE GO FROM HERE

Small rural high schools are an important part of Alaska's education delivery system and are vital to the health and stability of rural communities. It is clearly in the state's best interest to support these high schools and augment the quality of education they are able to deliver.

RESIDENTIAL LEARNING CENTERS

Regionally-based residential learning centers in rural or urban hub communities are able to capitalize on existing infrastructure such as large high schools, regional training centers, college campuses, and regionally-based employers to deliver short- and long-term academic, career and technical education programs, apprenticeship, and other programs that offer critical learning opportunities. Opportunities such as these can only be provided to OTRS high school students in residential settings. These centers could operate on a year-around basis.

BENEFITS OF ESTABLISHING REGIONALLY-BASED RESIDENTIAL LEARNING CENTERS

1. Students attending small rural high schools would have nearby access to short- and long-term courses and programs that their local school is unable to deliver.
2. State education funding would remain in a student's home district or region.
3. Rural school districts could collaborate and partner with other school districts and private sector organizations on course delivery and cost-sharing arrangements.
4. Students participating in these programs would have direct access to post-secondary technical centers, university campuses, and apprenticeship opportunities that train local students for local jobs.
5. Courses, including practical hands-on learning that is important to life in rural Alaska, can be delivered on a year-round basis.
6. Increased academic opportunities would help prepare more students for the Alaska Performance Scholarship Program.

PROGRAMS THAT WORK SHOULD BE FUNDED BY THE LEGISLATURE

In the absence of state action to address the needs of students attending OTRS high schools, four school districts have developed programs and obtained funding from other sources to meet student academic, social, and career and technical education needs that cannot be addressed in small high-school settings.

Outstanding examples of long-standing short-term residential programs are the Northwestern Alaska Career and Technical Education Center (NACTEC) operated by

Nome City Schools and Bering Strait School District and Chugach School District's Voyage to Excellence (VTE) program.

Chugach's VTE program provides an outstanding example of the power of residential programs:

- In operation for 15 years, serving over 1,700 students;
- Serves 250 students annually from six (6) rural school districts;
- 98% high school graduation rate for participants in last eight (8) years;
- 92% enter post secondary, military, or workforce;
- Collaborates with other organizations including NACTEC, Alaska Construction Academies, Alaska Military Youth Academy, Alaska Works, AVTEC, UAA, UAF, and APU;
- Over 70 business partners including Chugach AK Corp, Alyeska Pipeline, Providence Hospital, Totem Ocean Trailer Express, Conoco Phillips, AVTEC, Job Corps, and AK Native Medical Center.

For more information on the NACTEC and VTE programs, go to www.nacteconline.org and www.chugachschoools.com.

VTE and NACTEC have procured and operated facilities without state support and have provided students with high-quality short-term residential programs. Additionally, they actively partner with other rural school districts to make programs available to their students.

Northwest Arctic Borough School District currently relies on a grant to operate a magnet school that includes the Alaska Technical Center and Chukchi College as partners. Together they deliver programs for students in grades 11-14 that prepare students for careers in rural Alaska. The program needs a dormitory to serve students from across Alaska. Go to www.nwarctic.org for more information on Star of the Northwest Magnet School.

Lower Kuskokwim School District operates a program called RANSEP, using grant funds from the Rasmuson Foundation. The district partners with the University of Alaska Anchorage's Alaska Native Science and Engineering Program (ANSEP) to deliver coursework that prepares students for entry into the ANSEP program. RANSEP is currently dependent on a residential boarding home program and unable to grow because it lacks a dormitory to serve more students. See www.lksd.org for additional RANSEP information.

The school districts referenced above are outstanding examples of what could be happening throughout rural Alaska. Quality programs delivered regionally by school districts could be made available to all rural high-school students.

Programs such as those referenced above should be supported by the state. Dormitories should be constructed as needed and residential funding provided.

RECOMMENDATIONS TO STATE POLICY MAKERS

1. Approve the construction of residential facilities for rural hub school districts that are currently operating magnet schools and/or residential boarding-home programs (Northwest Arctic Borough School District and Lower Kuskokwim School District).
2. Approve, fund, and support expansion of regionally-based district-operated short- and long-term residential programs that are currently operated without state funding (Chugach School District and Nome/Bering Strait School Districts).
3. Contract for regional surveys of rural high-school students, parents, educators, school-board members, employers, and community leaders to determine interest in residential programs in regional hub communities that deliver needed short- and long-term programs that meet the needs of students, employers, and communities.
4. Revisit the stipend amount for residential programs and fund all existing and new short- and long-term residential programs at a level that is equitable based on the cost of delivery.

ATTACHMENTS

PAGE	TITLE
8-15	SAMPLE: OFF-THE-ROAD SYSTEM (OTRS) SMALL HIGH SCHOOLS <i>SOURCE: 2011 REPORT CARD TO THE PUBLIC, ALASKA DEPARTMENT OF EDUCATION AND EARLY DEVELOPMENT</i>
16	SAMPLE: OFF-THE-ROAD SYSTEM DISTRICT WIDE GRADUATION RATES 2010-2011 SAMPLE: ON-THE-ROAD SYSTEM DISTRICT WIDE GRADUATION RATES 2010-2011 <i>SOURCE: ALASKA DEPARTMENT OF EDUCATION AND EARLY DEVELOPMENT</i>
17	2010-2011 GRADUATION RATES BY SUBGROUP <i>ALASKA DEPARTMENT OF EDUCATION AND EARLY DEVELOPMENT</i>
18	ALASKA STANDARDS-BASED ASSESSMENT RESULTS FOR 2011 RANK ORDERING OF SCHOOL DISTRICTS BASED ON DISTRICT-AS-A-WHOLE PERCENTAGE OF STUDENTS PROFICIENT IN LANGUAGE ARTS <i>JAMES W. ELLIOTT, Ph. D.</i>
19	ALASKA STANDARDS-BASED ASSESSMENT RESULTS FOR 2011 RANK ORDERING OF SCHOOL DISTRICTS BASED ON DISTRICT-AS-A-WHOLE PERCENTAGE OF STUDENTS PROFICIENT IN MATH <i>JAMES W. ELLIOTT, Ph. D.</i>

SAMPLE: OFF-THE-ROAD SMALL HIGH SCHOOLS

<u>DISTRICT</u>	<u>SCHOOLS</u>	<u>GRADES</u>				<u>ENROLLMENT</u>	
Aleutian Region Schools (2)		9	10	11	12	Total HS	AK Native
	Adak	0	1	0	2	3	2
	Yakov E. Netsvetov	0	2	0	1	3	3
	Totals:					6	5
Aleutian East Borough Schools (6)		9	10	11	12	Total HS	AK Native
	Akutan	1	1	1	0	3	3
	Cold Bay	0	1	0	1	2	1
	False Pass	0	2	0	0	2	1
	King Cove	4	4	13	6	27	25
	Nelson Lagoon	1	2	2	0	5	4
	Sand Point	5	6	5	7	23	20
	Totals:					62	54
Bering Strait Schools (15)		9	10	11	12	Total HS	AK Native
	Aniguiin	8	3	4	5	20	19
	Anthony A. Andrews	9	1	9	11	30	29
	Brevig Mission	4	9	4	10	27	26
	Diomedes	2	4	2	1	9	9
	Gambel	15	12	11	14	52	51
	Hogarth Kingeekuk	15	16	16	12	59	59
	James C. Isabell	7	6	3	2	18	17
	Koyuk-Malemiut	8	4	4	5	21	21
	Martin L. Olson	3	3	4	2	12	12
	Shaktoolik	3	6	3	3	15	15
	Shishmaref	12	9	7	8	36	36
	Tukurngailnguq	10	13	13	17	53	53
	Unalakleet	6	14	10	11	41	38
	Wales	0	2	1	2	5	5
	White Mountain	2	3	3	1	9	7
	Totals:					407	397

SAMPLE: OFF-THE-ROAD SMALL HIGH SCHOOLS

<u>DISTRICT</u>	<u>SCHOOLS</u>	<u>GRADES</u>				<u>ENROLLMENT</u>	
		9	10	11	12	<u>Total HS</u>	<u>AK Native</u>
Chatham Schools	(3)	9	10	11	12	Total HS	AK Native
	Angoon	7	5	4	6	22	21
	Gustavus	4	3	2	0	9	2
	Tenakee Springs	0	0	0	1	1	1
	Totals:					32	24
Chugach Schools	(2)	9	10	11	12	Total HS	AK Native
	Chenega Bay	0	2	2	3	7	6
	Tatitlek	1	3	1	3	8	7
	Totals:					15	13
Galena City Schools	(1)	9	10	11	12	Total HS	AK Native
	Sidney Huntington	8	6	7	11	32	25
	Totals:					32	25
Iditarod Area	(7)	9	10	11	12	Total HS	AK Native
	Blackwell	1	2	0	0	3	3
	David-Louis	4	2	0	0	6	5
	Holy Cross	3	0	3	4	10	10
	Innoko River	2	0	0	1	3	3
	McGrath	6	2	3	1	12	9
	Takotna	1	0	1	2	4	4
	Top of the Kuskokwim	1	1	1	1	4	4
	Totals:					42	38

SAMPLE: OFF-THE-ROAD SMALL HIGH SCHOOLS

<u>DISTRICT</u>	<u>SCHOOLS</u>	<u>GRADES</u>				<u>ENROLLMENT</u>	
Kuspuk Schools (6)		9	10	11	12	Total HS	AK Native
	Aniak	9	11	7	10	37	28
	Crow Village Sam	1	2	1	7	11	11
	George Morgan Sr.	12	8	7	14	41	41
	Gusty Michael	2	0	0	1	3	3
	Jack Egnaty Sr.	0	0	0	3	3	3
	Johnnie John Sr.	4	3	0	2	9	9
	Totals:					104	95

Lake & Peninsula Borough Schools (13)	9	10	11	12	Total HS	AK Native
Chignik Bay	1	1	1	2	5	3
Chignik Lagoon	1	0	4	0	5	5
Chignik Lake	5	4	1	3	13	13
Egigik	1	0	3	0	4	4
Iguigig	0	1	0	1	2	2
Kokhanok	3	1	4	1	9	9
Levelock	2	3	2	2	9	9
Meshik	3	1	2	4	10	8
Newhalen	4	7	5	8	24	24
Nondalton	2	0	3	1	6	6
Perryville	3	2	1	1	7	6
Pilot Point	0	2	1	3	6	6
Tanalian	1	1	3	1	6	2
Totals:					106	97

SAMPLE: OFF-THE-ROAD SMALL HIGH SCHOOLS

<u>DISTRICT</u>	<u>SCHOOLS</u>	<u>GRADES</u>				<u>ENROLLMENT</u>	
Lower Kuskokwim Schools (21)		9	10	11	12	Total HS	AK Native
	Akuik Memorial	11	5	3	1	20	20
	Akula Elitnaurvik	12	7	2	2	23	23
	Anna Tobeluk	23	2	3	3	31	31
	Ayagina'ar Elitnaurvik	22	7	4	3	36	35
	Ayaprun	14	11	4	6	35	35
	Bethel Alternative	10	9	8	6	33	31
	Chaputnguak	16	14	7	10	47	47
	Chief Paul	12	15	10	17	54	54
	Eek	9	0	8	0	17	17
	Joann A. Alexie	11	7	3	5	26	26
	Ket'acik/Aapalluk	19	16	3	11	49	49
	Kuinerrarmiut	25	7	8	3	43	43
	Kwigillingok	13	5	10	4	32	32
	Lewis Angapak	19	6	5	9	39	39
	Nightmute	8	2	2	4	16	16
	Nuniwarmuit	3	0	0	3	6	6
	Paul T. Albert	16	8	9	6	39	39
	Qugcuun Memorial	0	2	3	3	8	8
	Rocky Mt.	9	3	0	5	17	17
	William Miller	15	0	0	2	17	17
	Z. John Williams	7	4	7	9	27	27
		Totals:				615	612
Lower Yukon Schools (7)		9	10	11	12	Total HS	AK Native
	Alakanuk	9	9	17	16	51	51
	Emmonak	16	10	17	12	55	55
	Marshall	7	10	5	13	35	34
	Pilot Station	9	7	10	4	30	30
	Russian Mission	10	4	7	12	33	33
	Scammon Bay	14	16	10	16	56	56
	Sheldon Point	1	1	3	5	10	10
		Totals:				270	269

SAMPLE: OFF-THE-ROAD SMALL HIGH SCHOOLS

<u>DISTRICT</u>	<u>SCHOOLS</u>	<u>GRADES</u>				<u>ENROLLMENT</u>	
North Slope Borough Schools (8)		9	10	11	12	Total HS	AK Native
	Alak	6	8	9	10	33	33
	Harold Kaveolook	4	5	4	4	17	17
	Kali	5	7	4	7	23	22
	Kiita Learning Center	1	14	14	28	57	47
	Meade River	2	2	7	7	18	18
	Nuiqsut	3	4	4	8	19	18
	Nunamiut	2	6	3	4	15	14
	Tikigaq	6	7	10	19	42	28
	Totals:					224	197

<u>DISTRICT</u>	<u>SCHOOLS</u>	<u>GRADES</u>				<u>ENROLLMENT</u>	
Northwest Arctic Borough Schools (10)		9	10	11	12	Total HS	AK Native
	Ambler	10	1	1	2	14	14
	Aqqaluk	22	8	13	3	46	45
	Buckland	15	10	13	14	52	52
	Davis-Ramoth	20	10	9	5	44	44
	Deering	4	1	3	2	10	10
	Kiana	8	7	12	4	31	31
	Kobuk	4	2	4	0	10	10
	McQueen	9	11	5	8	33	33
	Napaaqtugmiut	13	11	11	7	42	39
	Shungnak	5	5	3	2	15	14
	Totals:					297	292

<u>DISTRICT</u>	<u>SCHOOLS</u>	<u>GRADES</u>				<u>ENROLLMENT</u>	
Pelican City Schools (1)		9	10	11	12	Total HS	AK Native
	Pelican	1	3	2	3	9	8
	Totals:					9	8

<u>DISTRICT</u>	<u>SCHOOLS</u>	<u>GRADES</u>				<u>ENROLLMENT</u>	
Pribilof Island Schools (1)		9	10	11	12	Total HS	AK Native
	St. Paul	7	1	11	4	23	23
	Totals:					23	23

SAMPLE: OFF-THE-ROAD SMALL HIGH SCHOOLS

<u>DISTRICT</u>	<u>SCHOOLS</u>	<u>GRADES</u>				<u>ENROLLMENT</u>	
St. Mary's Schools (1)		9	10	11	12	Total HS	AK Native
	St. Mary's	22	12	7	6	47	44
		Totals:				47	44
Southeast Island Schools (7)		9	10	11	12	Total HS	AK Native
	Barry Craig Stewart Kasaan	1	0	0	0	1	1
	Edna Bay	1	0	1	0	2	0
	Hollis	0	0	0	2	2	1
	Howard Valentine	1	0	0	0	1	0
	Naukati	1	2	1	2	6	0
	Port Alexander	0	0	2	0	2	2
	Port Protection	0	3	1	2	6	1
		Totals:				20	5
Southwest Region Schools (3)		9	10	11	12	Total HS	AK Native
	Chief Ivan Blunka	18	11	10	17	56	56
	Koliganek	7	6	3	3	19	18
	Manokotak	16	8	9	14	47	47
		Totals:				122	121
Tanana Schools (1)		9	10	11	12	Total HS	AK Native
	Maudrey J. Sommer	1	1	1	3	6	5
		Totals:				6	5

SAMPLE: OFF-THE-ROAD SMALL HIGH SCHOOLS

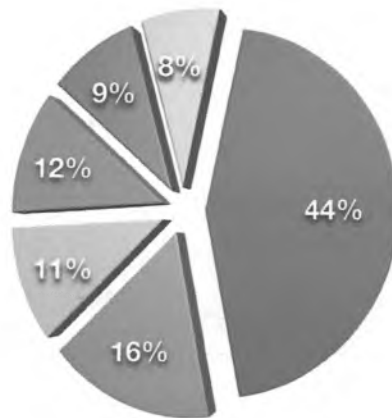
<u>DISTRICT</u>	<u>SCHOOLS</u>	<u>GRADES</u>				<u>ENROLLMENT</u>	
Yukon Flats Schools (6)		9	10	11	12	Total HS	AK Native
	Arctic Village	4	2	1	5	12	12
	Cruikshank	1	0	1	3	5	5
	Fort Yukon	11	8	4	4	27	27
	John Fredson	1	1	0	1	3	3
	Stevens Village	1	0	0	0	1	1
	Tsuk Taih	0	1	0	1	2	0
	Totals:					50	48
Yukon Koyukuk Schools (7)		9	10	11	12	Total HS	AK Native
	Allakaket	0	4	3	2	9	9
	Andrew K. Demoski	3	1	2	3	9	9
	Gladys Dart	1	0	0	0	1	1
	Jimmy Huntington	8	5	2	9	24	22
	Johnny Oldman	2	3	2	2	9	9
	Kaftag	2	1	1	2	6	6
	Merrelaine E. Kangas	1	0	2	4	7	6
	Totals:					65	62
Yupit Schools (3)		9	10	11	12	Total HS	AK Native
	Akiachak	16	13	15	6	50	48
	Akiak	12	3	2	2	19	18
	Tuluksak	9	13	11	6	39	39
	Totals:					108	105

SMALL HIGH SCHOOL SIZE DATA

Total high school students: 2,662
Total Native students: 2,539
% AK Native students: 95.38%

131 Total High Schools in Sample Number of high schools with...

1-10 students: 57
11-20 students: 21
21-30 students: 15
31-40 students: 16
41-50 students: 12
51-60 students: 10



- High schools with 1-10 students
- High schools with 11-20 students
- High schools with 21-30 students
- High schools with 31-40 students
- High schools with 41-50 students
- High schools with 51-60 students

***GRADUATION RATES 2010-11**

SAMPLE: OFF-THE-ROAD SYSTEM

Aleutian East	61.11
Bering Strait	55.00
Chatham	76.92
Galena City	100.00
Iditarod	52.63
Kuspuk	56.52
Lake & Peninsula	50.00
Lower Kuskokwim	40.86
Lower Yukon	42.95
North Slope	58.82
Northwest Arctic	48.72
Pribilof Islands	60.00
St. Mary's	84.62
Southwest Region	50.00
Yukon Flats	36.36
Yukon Koyukuk	42.76
Yupit	33.33

***GRADUATION RATES 2010-11**

SAMPLE: CITY AND/OR

ON-THE-ROAD SYSTEM

Anchorage	72.00
Copper River	80.65
Cordova	94.12
Delta-Greely	57.47
Denali Borough	50.00
Fairbanks	71.21
Juneau	71.73
Mat-Su	67.78
Petersburg	80.00
Unalaska	91.67
Valdez	83.33
Wrangell	83.87

*Information from Alaska Department of Education and Early Development

2010-2011 Graduation Rates by Subgroup

	2011 Graduates in 4-Year Cohort	2011 Members in 4-Year Cohort	2011 Cohort Graduation Rate (4 yr)
Statewide	7,186	10,564	68.0%
Male	3,512	5,497	63.9%
Female	3,674	5,067	72.5%
African American	261	413	63.2%
Alaska Native	1,105	2,180	50.7%
American Indian	73	133	54.9%
AK Nat./Amer. Ind.	1,178	2,313	50.9%
Asian/Pac. Islander	632	854	74.0%
Caucasian	4,379	5,825	75.2%
Hispanic	368	592	62.2%
Two or More Races	368	567	64.9%
Students w Disabs	445	1,105	40.3%
Students wo Disabs	6,741	9,459	71.3%
LEP Students	411	992	41.4%
Econ Disabled	2,027	3,628	55.9%

The 2011 4-year cohort group includes all students who first entered grade nine in 2007-2008, attended a public high school in Alaska during the cohort period, and did not transfer to a private school or to a public school outside Alaska, or die before the end of the 2010-2011 school year.

The 2011 4-year cohort graduation rate is calculated by dividing the number of graduates in the cohort group (numerator) by the number of students in the cohort group (denominator).

	2011 Graduates in 5-Year Cohort	2011 Members in 5-Year Cohort	2011 Cohort Graduation Rate (5 yr)
Statewide	7,888	11,239	70.2%
Male	3,801	5,656	67.2%
Female	4,087	5,583	73.2%
African American	243	401	60.6%
Alaska Native	1,406	2,414	58.2%
American Indian	75	136	55.1%
AK Nat./Amer. Ind.	1,481	2,550	58.1%
Asian/Pac. Islander	647	864	74.9%
Caucasian	4,700	6,228	75.5%
Hispanic	401	595	67.4%
Two or More Races	416	601	69.2%
Students w Disabs	532	1,101	48.3%
Students wo Disabs	7,356	10,138	72.6%
LEP Students	573	1,102	52.0%
Econ Disabled	2,267	3,572	63.5%

The 2011 5-year cohort group includes all students who first entered grade nine in 2006-2007, attended a public high school in Alaska during the cohort period, and did not transfer to a private school or to a public school outside Alaska, or die before the end of the 2010-2011 school year.

The 2011 5-year cohort graduation rate is calculated by dividing the number of graduates in the cohort group (numerator) by the number of students in the cohort group (denominator).

Alaska Standards-Based Assessment Results for 2011
 Rank Ordering of School Districts Based on District-as-a-Whole Percentage of Students
 Proficient in Language Arts (LA)

