

HB

421

<target><bill>HB 421</bill><subject>HB
421</subject><comm>SFIN26</comm></target>

SENATE FINANCE COMMITTEE REPORT

DATE: 4/16/10

FURTHER:

DATE TURNED
IN TO OFFICE: _____

Finance Committee considered HOUSE BILL NO. 421

HB 421 PUBLIC EMPLOYEE SALARIES

"An Act relating to the compensation of certain public officials, officers, and employees not covered by collective bargaining agreements; and providing for an effective date."

and recommends:

- be replaced with SCS or CS _____ (_____)
- adopt previous SCS or CS _____ (_____)
- attached amendment(s)
- adopt _____ Letter of Intent
- further referral to _____ Committee

SENATE BILL:
 Same Title
 New Title

HOUSE BILL:
 Same Title
 Technical Title Change
 New Title w/ SCR # _____








NEW FISCAL NOTE(S):

Department	Date	Fiscal	Indet.	Zero	FN#

PREVIOUS FISCAL NOTE(S):

Department	Date	Fiscal	Indet.	Zero	FN#
CRT	4/7	✓			2
OMB	4/10	✓			3
LEG	4/14	✓			4

APPROPRIATION - no fiscal note

SIGNATURES AND RECOMMENDATIONS:	PRINTED LAST NAME	DO PASS	DO NOT PASS	NO REC	AMEND
	Huggins	✓			
	Thomas	✓			
	Ellis	✓			
	Olson			✓	
	Ellis	X			
CO-CHAIR: 		✓			
CO-CHAIR: 		 		3/5	

FISCAL NOTE

STATE OF ALASKA
2010 LEGISLATIVE SESSION

Fiscal Note Number: 4
Bill Version: HB 421
(H) Publish Date: 4/14/10

Identifier (file name): HB421-LEG-LEG-03-30-10 Dept. Affected: Legislature
Title: "An Act relating to the compensation of certain public officials, officers, and employees not covered by collective..." RDU: All
Sponsor: House Rules by Request of the Governor Component: All
Requester: House Finance Committee Component Number: _____

Expenditures/Revenues (Thousands of Dollars)

Note: Amounts do not include inflation unless otherwise noted below.

	Appropriation Required	Information						
		FY 2011	FY 2011	FY 2012	FY 2013	FY 2014	FY 2015	FY 2016
OPERATING EXPENDITURES								
Personal Services	741.8		1,503.4	2,285.4				
Travel								
Contractual								
Supplies								
Equipment								
Land & Structures								
Grants & Claims								
Miscellaneous								
TOTAL OPERATING	741.8	0.0	1,503.4	2,285.4	0.0	0.0	0.0	0.0

CAPITAL EXPENDITURES								
-----------------------------	--	--	--	--	--	--	--	--

CHANGE IN REVENUES ()								
-------------------------------	--	--	--	--	--	--	--	--

FUND SOURCE (Thousands of Dollars)

	FY 2011	FY 2011	FY 2012	FY 2013	FY 2014	FY 2015	FY 2016
1002 Federal Receipts							
1003 GF Match							
1004 GF	741.8		1,503.4	2,285.4	0.0	0.0	0.0
1005 GF/Program Receipts							
1037 GF/Mental Health							
Other Interagency Receipts							
TOTAL	741.8	0.0	1,503.4	2,285.4	0.0	0.0	0.0

Estimate of any current year (FY2010) cost: _____

POSITIONS

	FY 2011	FY 2011	FY 2012	FY 2013	FY 2014	FY 2015	FY 2016
Full-time							
Part-time							
Temporary							

ANALYSIS: (Attach a separate page if necessary)

This fiscal note reflects salary increases for non-covered Legislative Branch employees. Beginning in FY2011 salaries are increased by 2% and an additional 2% in FY2012, and another 2% in FY2013.

Prepared by: Karla Schofield, Deputy Director
Division: Legislative Affairs Agency
Approved by: Pamela Varni, Executive Director
Legislative Affairs Agency

Phone 465-6626
Date/Time 4/14/10 1:02 PM
Date 4/14/2010

FISCAL NOTE

STATE OF ALASKA
2010 LEGISLATIVE SESSION

Fiscal Note Number: 3
Bill Version: HB 421
(H) Publish Date: 4/14/10

Identifier (file name): _____ Dept. Affected: Exec. Branch
Title Public Employee Salaries RDU _____
Sponsor Rules Committee Component _____
Requester Governor Component Number _____

Expenditures/Revenues (Thousands of Dollars)

Note: Amounts do not include inflation unless otherwise noted below.

	Appropriation Required	Information						
		FY 2011	FY 2011	FY 2012	FY 2013	FY 2014	FY 2015	FY 2016
OPERATING EXPENDITURES								
Personal Services	4,048.9		8,171.9	12,916.1	12,916.1	12,916.1	12,916.1	
Travel								
Contractual	133.4		402.6	558.9	558.9	558.9	558.9	
Supplies								
Equipment								
Land & Structures								
Grants & Claims								
Miscellaneous								
TOTAL OPERATING	4,182.3	0.0	8,574.5	13,475.0	13,475.0	13,475.0	13,475.0	13,475.0

CAPITAL EXPENDITURES								
-----------------------------	--	--	--	--	--	--	--	--

CHANGE IN REVENUES ()								
-------------------------------	--	--	--	--	--	--	--	--

FUND SOURCE (Thousands of Dollars)

	FY 2011	FY 2011	FY 2012	FY 2013	FY 2014	FY 2015	FY 2016
1002 Federal Receipts	389.9		807.8	1,272.5	1,272.5	1,272.5	1,272.5
1003 GF Match							
1004 GF	1,903.2		3,897.9	6,082.6	6,082.6	6,082.6	6,082.6
1005 GF/Program Receipts							
1037 GF/Mental Health							
Other Funds	1,889.2		3,871.8	6,119.9	6,119.9	6,119.9	6,119.9
TOTAL	4,182.3	0.0	8,577.5	13,475.0	13,475.0	13,475.0	13,475.0

Estimate of any current year (FY2010) cost: _____

POSITIONS

Full-time							
Part-time							
Temporary							

ANALYSIS: (Attach a separate page if necessary)

This reflects the salary increases for non-covered Executive Branch employees for FY11 - FY13. Beginning in FY11 salaries are increased by 2.0%, in FY12 an additional 2% and in FY13 an additional 2%.

All of the electronic transactions have been transmitted to the Legislative Finance Division. A report showing amounts per department for FY11 is attached.

Prepared by: Lena Simmons, Operating Budget Coordinator
Division: Office of Management and Budget
Approved by: Karen J. Rehfeld, Director
Office of Management and Budget

Phone 465-4697
Date/Time 4/10/10 5:50 PM
Date 4/10/10

GF/Fed/Other Summary by Department
HB 421 and SB 310 Non-Union Public Employee Salaries

Scenario: FY2011 Sal Inc Noncovered 2% (8073)

Department	GF	Federal	Other	Total	PFT	PPT	NP	Positions	Total
Department of Administration	447.9	0.0	85.3	533.2	0	0	0	0	0
Department of Commerce, Community, and Economic Development	109.2	89.8	293.0	492.0	0	0	0	0	0
Department of Corrections	52.8	0.0	0.0	52.8	0	0	0	0	0
Department of Education and Early Development	31.1	4.7	149.8	185.6	0	0	0	0	0
Department of Environmental Conservation	12.3	6.1	6.1	24.5	0	0	0	0	0
Department of Fish and Game	45.0	3.3	82.8	131.1	0	0	0	0	0
Office of the Governor	296.1	1.5	11.0	308.6	0	0	0	0	0
Department of Health and Social Services	104.9	51.8	118.4	275.1	0	0	0	0	0
Department of Labor and Workforce Development	21.3	11.6	35.1	68.0	0	0	0	0	0
Department of Law	506.3	2.2	235.3	743.8	0	0	0	0	0
Department of Military and Veterans Affairs	21.0	2.6	2.6	26.2	0	0	0	0	0
Department of Natural Resources	119.4	4.7	119.5	243.6	0	0	0	0	0
Department of Public Safety	28.6	0.0	4.0	32.6	0	0	0	0	0
Department of Revenue	79.3	211.6	653.6	944.5	0	0	0	0	0
Department of Transportation/Public Facilities	28.0	0.0	92.7	120.7	0	0	0	0	0
Total:	1,903.2	389.9	1,889.2	4,182.3	0	0	0	0	0

FISCAL NOTE

STATE OF ALASKA
2010 LEGISLATIVE SESSION

Fiscal Note Number: 2
Bill Version: HB 421
(H) Publish Date: 4/14/2010

Identifier (file name): _____ Dept. Affected: _____
Title An act relating to compensation for certain... RDU Alaska Court System
Sponsor _____ Component Alaska Court System
Requester Rules by Request Component Number _____

Expenditures/Revenues (Thousands of Dollars)

Note: Amounts do not include inflation unless otherwise noted below.

	Appropriation Required	Information						
		FY 2011	FY 2011	FY 2012	FY 2013	FY 2014	FY 2015	FY 2016
OPERATING EXPENDITURES								
Personal Services	1,346.0	1,346.0	2,741.5	4,128.2	4,128.2	4,128.2	4,128.2	
Travel								
Contractual								
Supplies								
Equipment								
Land & Structures								
Grants & Claims								
Miscellaneous								
TOTAL OPERATING	1,346.0	1,346.0	2,741.5	4,128.2	4,128.2	4,128.2	4,128.2	

CAPITAL EXPENDITURES								
-----------------------------	--	--	--	--	--	--	--	--

CHANGE IN REVENUES ()								
-------------------------------	--	--	--	--	--	--	--	--

FUND SOURCE (Thousands of Dollars)

1002 Federal Receipts								
1003 GF Match								
1004 GF	1,323.8	1,323.8	2,696.4	4,059.5	4,059.5	4,059.5	4,059.5	
1005 GF/Program Receipts								
1037 GF/Mental Health	22.2	22.2	45.1	68.7	68.7	68.7	68.7	
Other Interagency Receipts								
TOTAL	1,346.0	1,346.0	2,741.5	4,128.2	4,128.2	4,128.2	4,128.2	

Estimate of any current year (FY2010) cost: _____

POSITIONS

Full-time								
Part-time								
Temporary								

ANALYSIS: (Attach a separate page if necessary)

This fiscal note reflects salary increases for non-covered judicial branch employees. Beginning in FY2011 salaries are increased by 2% and an additional 2% in FY2012 and another 2% in FY2013. The FY11 amounts required for each entity are as follows: Appellate Courts - \$114.8; Trial Courts - \$1,045.7; Administration - \$144.1; Therapeutic Courts - \$22.2; Judicial Council - \$14.7; Judicial Conduct - \$4.5.

Prepared by: C. S. Christensen III, Deputy Administrative Director
Division: Alaska Court System
Approved by: C. S. Christensen III for Christine Johnson, Administrative Director
Alaska Court System

Phone 907-463-4736
Date/Time 4/7/10 at 1:00 P.M.
Date 4/7/2010

STATE CAPITOL
PO Box 110001
Juneau, Alaska 99811-0001
907-465-3500
fax: 907-465-3532



550 West 7th Avenue #1700
Anchorage, Alaska 99501
907-269-7450
fax 907-269-7463
www.gov.alaska.gov
Governor@alaska.gov

Governor Sean Parnell
STATE OF ALASKA

March 25, 2010

The Honorable Mike Chenault
Speaker of the House
Alaska State Legislature
State Capitol, Room 208
Juneau, AK 99801-1182

Dear Speaker Chenault,

Under the authority of Art. III, Sec. 18, of the Alaska Constitution, I am transmitting a bill relating to State employees' compensation.

This bill will revise the salary schedule for State employees who are not covered by collective bargaining agreements. Specifically, the bill will provide for two percent increases in fiscal years 2011, 2012, and 2013. These increases are consistent with the State's parameters for negotiations with the labor unions that represent employees in collective bargaining units. The bill will cover employees in the executive, legislative, and judicial branches.

I urge your prompt and favorable action on this measure.

Sincerely,

A handwritten signature in black ink that reads "Sean Parnell".

Sean Parnell
Governor

Enclosure

STATE OF ALASKA

SEAN PARNELL, GOVERNOR

DEPARTMENT OF ADMINISTRATION

P.O. BOX 110200
JUNEAU, ALASKA 99811-0200

ANNETTE KREITZER, COMMISSIONER

PHONE: (907) 465-2200
FAX: (907) 465-2135

April 15, 2010

The Honorable Bert Stedman
Alaska State Legislature
State Capitol, Room 516
Juneau, AK 99801-1182

Dear Senator Stedman:

House Bill 421 was passed by the House today, April 15, 2010 and is pending referral to the Senate and the Finance Committee for consideration. This bill addresses compensation for public employees who are not covered by collective bargaining agreements.

The Department of Administration has recently completed negotiations on five separate labor contracts with unions representing over 12,000 classified state employees. Reports of the monetary terms of these agreements have been transmitted to the President of the Senate and the Speaker of the House.

This bill would provide a similar increase to approximately 3,000 employees in the Executive (~1,700), Legislative (~500) and Judicial (~800) branches who are paid based on the statutory pay schedule found in AS 39.27.011. Specifically, the bill would increase the statutory pay schedule by 2% in each of the next three fiscal years, beginning on July 1, 2010 (FY11-12-13).

I respectfully request that upon referral, HB 421 be scheduled for hearing in the Senate Finance Committee as early as possible.

Thank you for your consideration of this request.

Sincerely,



Annette Kreitzer

GF/Fed/Other Summary by Department
HB 421 and SB 310 Nonunion Public Employee Salary

Scenario: FY2011 Sal Inc Noncovered 2% (8073)

Department	GF	Federal	Other	Total	PFT	PPT	NP	Positions	Total
Department of Administration	447.9	0.0	85.3	533.2	0	0	0	0	0
Department of Commerce, Community, and Economic Development	109.2	89.8	293.0	492.0	0	0	0	0	0
Department of Corrections	52.8	0.0	0.0	52.8	0	0	0	0	0
Department of Education and Early Development	31.1	4.7	149.8	185.6	0	0	0	0	0
Department of Environmental Conservation	12.3	6.1	6.1	24.5	0	0	0	0	0
Department of Fish and Game	45.0	3.3	82.8	131.1	0	0	0	0	0
Office of the Governor	296.1	1.5	11.0	308.6	0	0	0	0	0
Department of Health and Social Services	104.9	51.8	118.4	275.1	0	0	0	0	0
Department of Labor and Workforce Development	21.3	11.6	35.1	68.0	0	0	0	0	0
Department of Law	506.3	2.2	235.3	743.8	0	0	0	0	0
Department of Military and Veterans Affairs	21.0	2.6	2.6	26.2	0	0	0	0	0
Department of Natural Resources	119.4	4.7	119.5	243.6	0	0	0	0	0
Department of Public Safety	28.6	0.0	4.0	32.6	0	0	0	0	0
Department of Revenue	79.3	211.6	653.6	944.5	0	0	0	0	0
Department of Transportation/Public Facilities	28.0	0.0	92.7	120.7	0	0	0	0	0
Total:	1,903.2	389.9	1,889.2	4,182.3	0	0	0	0	0