

**HB**

**326**

<target><bill>HB 326</bill><subject>HB  
326</subject><comm>SFIN26</comm></target>

# SENATE FINANCE COMMITTEE REPORT

DATE: 3/30/10

FURTHER:

DATE TURNED  
IN TO OFFICE: \_\_\_\_\_

**Finance Committee** considered CS FOR HOUSE BILL NO. 326(FIN)

## HB 326 SUPPLEMENTAL/OTHER APPROPRIATIONS

"An Act making supplemental appropriations and other appropriations; amending appropriations; repealing appropriations; making appropriations to capitalize funds; and providing for an effective date."

and recommends:

- be replaced with  SCS or  CS \_\_\_\_\_ (\_\_\_\_\_)
- adopt previous  SCS or  CS \_\_\_\_\_ (\_\_\_\_\_)
- attached amendment(s)
- adopt \_\_\_\_\_ Letter of Intent
- further referral to \_\_\_\_\_ Committee

<b>SENATE BILL:</b>	
<input type="checkbox"/>	Same Title
<input type="checkbox"/>	New Title
<hr/>	
<b>HOUSE BILL:</b>	
<input type="checkbox"/>	Same Title
<input type="checkbox"/>	Technical Title Change
<input type="checkbox"/>	New Title w/ SCR # _____








**NEW FISCAL NOTE(S):**

Department	Date	Fiscal	Indet.	Zero	FN#

**PREVIOUS FISCAL NOTE(S):**

Department	Date	Fiscal	Indet.	Zero	FN#

APPROPRIATION - no fiscal note

SIGNATURES AND RECOMMENDATIONS:	PRINTED LAST NAME	DO PASS	DO NOT PASS	NO REC	AMEND
	Huggins	<input checked="" type="checkbox"/>			
	Thomas	<input checked="" type="checkbox"/>			
	EGAN	<input checked="" type="checkbox"/>			
	ELLIS	<input checked="" type="checkbox"/>			
	OLSON	<input checked="" type="checkbox"/>			
CO-CHAIR: 	Hoffman	<input checked="" type="checkbox"/>			
CO-CHAIR: 	Stedman	<input checked="" type="checkbox"/>			

**FY10 Supplemental Bill--HB326**

**Governor to House**

Shaded indicates Change from Governor's Request

	Unrestricted GF	Designated GF	Other State Funds	Federal	Total
Total	(1,928.5)	-	175.0	81.4	(1,672.1)
Operating	(3,603.5)	-	175.0	81.4	(3,347.1)
Transfers	1,650.0	(175.0)	-	-	1,475.0

**Governor's Request**

	Unrestricted GF	Designated GF	Other State Funds	Federal	Total
Total	1,625,665.9	93.7	2,927.2	55,600.9	1,684,287.7
Operating	1,06,887.3	93.7	2,848.2	55,600.9	165,430.1
Transfers	1,518,603.6	175.0	79.0	-	1,518,857.6

**House**

	Unrestricted GF	Designated GF	Other State Funds	Federal	Total
Total	1,623,737.4	93.7	3,102.2	55,682.3	1,682,615.6
Operating	103,283.8	93.7	3,023.2	55,682.3	162,083.0
Transfers	1,520,453.6	-	79.0	-	1,520,532.6

**Governor's Request**

Date	Sec	Appropriation	Allocation	Description	Funding Multiplier	Unrestricted GF	Designated GF	Other State Funds	Federal	Total
1-Feb	1	Administration	Office of Administrative Hearings	Tax appeal case cost increase - 27 open cases as of January 2010, driving a need to keep all Administrative Law Judge positions filled.	1	407,062.3	93.7	2,448.2	55,600.9	165,605.1
1-Feb	1	Administration	Elected Public Officers Retirement System Benefits	Elected Public Officers' Retirement System - total of 38 members (retirees and survivors) - increased costs due to jurisdiction benefit increases based on the salaries of the position from which a member retired.	1	250.0	-	-	-	250.0
18-Mar	1	Administration	Office of Public Advocacy	Increased operating costs - During FY 2010, OPA has experienced a significant spike in case assignments throughout the state. In the first two quarters of this fiscal year, the agency has seen a 21% increase in case assignments over the same time period in FY 2009. The most notable areas of increase are as follows: criminal defense representation, 47% child advocacy representation in Child in Need of Aid (CINA) cases, 20% parental representation in CINA cases, 30%. This amounts to 869 more new cases than over the same time period last year. Due to unexpectedly high growth in the guardianship caseload of 11.6% in FY 2009, the agency added a public guardian position during this fiscal year. Also during FY 2010, to meet the needs of abused and neglected children in the Yukon-Kuskokwim Delta, the agency is issuing a contract for additional guardian ad litem services due to an 18.3% increase in CINA cases during FY 2009. <b>3/19: GovAMD decrease of \$315.0</b>	1	550.0	-	-	-	550.0
18-Mar	1	Administration	Office of Public Advocacy	Supplemental authorization is needed to accept and spend federal grant funds for the Court Appointed Special Advocate (CASA) program, awarded to the Office of Public Advocacy, after the end of the last legislative session. <b>3/19: GovAMD increase of \$17.0.</b>	1	-	-	44.6	44.6	44.6

						<b>House</b>				
						Unrestricted GF	Designated GF	Other State Funds	Federal	Total
						101,283.8	93.7	3,023.2	55,682.3	162,083.0
						85.0	-	-	-	85.0
						250.0	-	-	-	250.0
						550.0	-	-	-	550.0
						-	-	-	44.6	44.6

B	D	E	F	G	K	L	M	N	O	P	Q	R	S	T	U	V	W	X	
House																			
Governor's Request																			
Date	Sec	Appropriation	Allocation	Description	Funding Multiplier	Unrestricted GF	Designated GF	Other State Funds	Federal	Total	Unrestricted GF	Designated GF	Other State Funds	Federal	Total				
321																			
322																			
323																			
324	1-Feb	1	Administration	Public Defender Agency	1	107,082.3	93.7	2,848.2	55,600.9	165,625.1	105,283.8	93.7	3,023.2	55,682.3	162,085.0				
				Increased operating costs - The PD has experienced significant increases in caseloads throughout the state in all types of cases in the first and second quarters of FY2010 as compared to the same period in FY2009. All cases statewide are up approximately 10%, felonies are up 15%, and misdemeanors are up 11%. Anchorage felonies are up 16% and misdemeanors are up 8%. Northern Region cases are up 25%, felonies are up 37%, and misdemeanors are up 10%. Overall that means there are 1,000 more new cases assigned already this year than for the same period last year.		800.0						800.0							
328	1-Feb	1	Administration	Motor Vehicles	1				100.0	100.0					100.0				
				Federally mandated programming improvements to the National Motor Vehicle Information System - funded via a Department of Justice grant.															
330	1-Feb	1	Administration	Motor Vehicles	1				191.8	191.8					191.8				
				Purchase of current technology, digital driver's license printers to replace outdated and increasingly irreplaceable 2004-purchased printers.															
331	1-Feb	1	Commerce, Community & Econ Dev	Insurance Operations	1		77.1			77.1					77.1				
				Print, mail and legal costs have increased \$300.0 in two years. The division is statutorily required to provide notification of changes in rules, regulations and policies to occupational licensees. The tremendous increase in increases over the last several years has brought with it increased need for legal counsel. The increase will allow the Division of Insurance to provide basic core functions necessary to ensure a level of consumer protection.															
332	1-Feb	1	Corrections	Director's Office	1	2,409.6				2,409.6					2,409.6				
				Coverage of projected shortfalls in 24-hour facilities - fuel and utility costs and commodities (innate food, clothing, bedding, institutional cleaning supplies, etc.)															
333	1-Feb	1	Corrections	Wildwood Correctional Center	1	484.4				484.4					484.4				
				Operating costs, Wildwood Correctional Center 22-bed prefabricated offender housing unit - opening February 2010 - covers partial-year costs for filling six existing vacant positions.															
334	1-Feb	1	Corrections	Physical Health Care	1	4,650.1				4,650.1					4,650.1				
				The Department of Corrections is obligated to deliver essential medical care to incarcerated offenders. The department is requesting a supplemental of \$4,650.1 for increased inmate health care costs that includes fees-for-service and Inmate Health Care staff cost overages due to overtime for 24-hour medical coverage. There has been a dramatic increase in catastrophic cases in FY2010, as well as increases in general medical costs.															
335	1-Feb	1	Education & Early Dev	Special Schools	1	180.0				180.0					180.0				
				Pupil transportation services from Mat-Su to the Alaska School for the Deaf, housed in the Russian Jack Elementary, Hanalei Middle School and East High School of the Anchorage area.															
336	1-Feb	1	Environmental Conservation	Laboratory Services	0.5	260.0				260.0					260.0				
				Moved from language to numbers section. Coverage of lab maintenance and service contract shortfalls, in lieu of elimination of 1-5 filled positions - an action which would seriously compromise public health and result in the likely shutdown of the State Lab within a year.															
337																			

	B	D	E	F	G	K	L	M	N	O	P	Q	R	S	T	U	V	W	X
	House																		
	Governor's Request																		
	Date	Sec	Appropriation	Allocation	Description	Funding Multiplier	Unrestricted GF	Designated GF	Other State Funds	Federal	Total	Unrestricted GF	Designated GF	Other State Funds	Federal	Total			
321																			
322																			
323																			
324	1-Feb	1	Fish and Game	Wildlife Conservation Special Projects	Decrease excess EVOS authority and increase Stationary Designated Program Receipts (SDPR) authority by \$150.0 to a) accept two grants from the National Fish and Wildlife Foundation (NFWF) during the spring of 2009 to support the following research projects: Dall Sheep ecology within northern Alaska, and Reduce conflicts between Grizzly bears and old-tow-employment within northern Alaska; and b) work with the Mahabaska-Sashina Borough to complete some stream improvements at Reflections Lake in the Palmer Hay Flats. EVOS funding is being reduced as the Harlequin Duck research by the division was not funded by the EVOS Trustee Council for new work during FY 10.	1	107,062.3	93.7	2,848.2	55,500.9	165,035.1	101,283.8	93.7	3,023.2	65,682.3	162,083.0			
336	1-Feb	1	Fish and Game	Wildlife Conservation Special Projects		1			150.0		150.0			150.0		150.0			
338	17-Feb	1	Fish and Game	Habitat	The Division of Habitat is seeking an FY2010 federal fund supplemental for remediation of a petroleum diesel spill that occurred in Helms Creek on Adak Island on January 11, 2010. The additional authority will allow the division to accept national Pollution Funds Center funds from the U.S. Coast Guard and the Department of Commerce for natural Resource Damage Assessment (NRDA) work associated with this spill.	1				100.0	100.0				100.0				
340	22-Mar	1	Fish and Game	Central Region	Kusilof River Small Outmigration counts & the Big Lake Small outmigration count projects	1											75.0		
341	1-Feb	1	Governor	Elections	Offset increased operating costs - coverage of costs for two filed petitions, Dept. Law legal fees for the Nick case, printing and supply purchases specific to the one-election-year, additional election worker training costs, increased postage and printing costs, and annual maintenance of optical scan units.	1	477.0				477.0					477.0			
342	1-Feb	1	Health & Social Services	Children's Services Management	Replace unallowable interagency receipts for Medicaid School Based Claims, without which the division will be unable to meet program operating costs.	1	165.0				165.0					165.0			
343	1-Feb	1	Health & Social Services	Front Line Social Workers	Replace unallowable interagency receipts for Medicaid School Based Claims, without which the division will be unable to meet program operating costs.	1	955.3				955.3					955.3			
344	1-Feb	1	Health & Social Services	Health Facilities Survey	Funding to cover shortfall, operating costs - provision of mandated state and federal oversight of state health facilities' licenses - renewal, denial, suspension or revocation as needed - to promote safe and adequate treatment of individuals in state facilities.	1	396.1				396.1					396.1			
345	1-Feb	1	Health & Social Services	Health Planning and Infrastructure	Funding to replace loss of federal revenues - to cover provision of health care data and policy analysis related to access to services, health insurance coverage, utilization of services, health workforce and industry analysis - and management of the stationery required Comprehensive Integrated Mental Health Plan.	1	575.0				575.0					575.0			
346	1-Feb	1	Health & Social Services	McLaughlin Youth Center	Funding to cover projected shortfall, mandated client medical services costs - supplemental to be redistributed among four Division of Juvenile Justice facilities.	1	136.0				136.0					136.0			
347	1-Feb	1	Health & Social Services	McLaughlin Youth Center	Funding to cover projected personal services shortfall due to higher than anticipated premium pay costs.	1	130.6				130.6					130.6			
348	1-Feb	1	Health & Social Services	Probation Services	Funding to cover projected personal services shortfall due to an actual vacancy factor lower than budgeted, and need to cover a loss of SDPR revenues funding one position only through 12/31/09.	1	300.0				300.0					300.0			
349																			

	B	D	E	F	G	K	L	M	N	O	P	Q	R	S	T	U	V	W	X
	House																		
	Governor's Request																		
	Date	Sec	Appropriation	Allocation	Description	Funding Multiplier	Unrestricted GF	Designated GF	Other State Funds	Federal	Total	Unrestricted GF	Designated GF	Other State Funds	Federal	Total			
321																			
322																			
323	1-Feb	1	Health & Social Services	Energy Assistance Program	Increased federal authority to accept an increase in federal Low Income Home Energy Assistance Program revenues, as announced by the National Energy Assistance Director's Association.	1	107,082.3	93.7	2,848.2	55,600.9	165,695.1	103,283.8	93.7	3,023.2	55,682.3	162,083.0			
324	1-Feb	1	Health & Social Services	Women, Children and Family Health	Replace unutilized interagency receipts for Medicaid School Based Claims, without which the division will be unable to meet program operating costs.	1	347.8	-	-	-	347.8	347.8	-	-	-	347.8			
330	1-Feb	1	Health & Social Services	State Medical Examiner	Unanticipated costs due to caseload increase - will cover one additional autopsy technician, one medical transcriptionist, and increased costs for body transport.	1	300.0	-	-	-	300.0	300.0	-	-	-	300.0			
332	1-Feb	1	Health & Social Services	General Relief/Temporary Assisted Living	Additional funding to meet projected increase in both number of clients and service costs within the General Relief program - FY 2010 actuals are 15% above those of FY 2009 - applicant eligibility review and other cost containment measures in place.	1	3,800.0	-	-	-	3,800.0	3,800.0	-	-	-	3,800.0			
333	1-Feb	1	Health & Social Services	Senior and Disabilities Administration	Costs associated with compliance with the Centers for Medicaid and Medicare Services' approved Consent Action Plan - personal service costs for necessary nonpermanent positions, travel costs connected to conducting assessments under Medicaid Waivers, and modification of the management information system.	1	-	-	-	590.0	590.0	-	-	-	590.0	590.0			
334	1-Feb	1	Health & Social Services	Admin Support Services	Replace unutilized interagency receipts for unavoidable costs under federally funded RSAs within the department, to stabilize funding for centralized Administrative Support Services.	1	590.0	-	-	-	590.0	590.0	590.0	-	-	-	590.0		
335	1-Feb	1	Health & Social Services	Admin Support Services	Funding to replace unutilized federal revenues and cover increased personal service costs for this centralized function - unfunded costs would otherwise either be passed to divisions, resulting in a displacement of core program services, or IT staffing and workload would have to be significantly cut.	1	295.0	-	-	-	295.0	295.0	295.0	-	-	-	295.0		
336	25-Mar	1	Health & Social Services	Admin Support Services	3/25: Amended	1	700.0	-	-	-	700.0	700.0	-	-	-	-	700.0		
337	25-Mar	1	Health & Social Services	Information Technology Services	3/25: Amended	1	1,050.0	-	-	-	1,050.0	1,050.0	-	-	-	-	1,050.0		
338	1-Feb	1	Health & Social Services	Behavioral Health Medicaid Services	Medicaid growth - 17% enrollment expansion from October 2008 to December 2009 compounded by growth in utilization of Medicaid services by those enrolled - exceeding projections used to construct the original FY 2010 Governor's Request.	1	-	-	-	3,482.2	3,482.2	-	-	-	3,482.2	3,482.2			
339	15-Mar	1	Health & Social Services	Behavioral Health Medicaid Services	Medicaid GP savings due to increased unemployment rate in Alaska, resulting in an increase in ARRA funding related to Medicaid. The increased PMAP rate will apply to the period of Jan. 1, 2010 - June 30, 2010.	1	-	-	-	1,824.0	1,824.0	-	-	-	1,824.0	1,824.0			
340	15-Mar	1	Health & Social Services	Behavioral Health Medicaid Services	3/19: GovAMID increase of \$937.9	1	-	-	-	-	-	-	-	-	-	-			
341	15-Mar	1	Health & Social Services	Behavioral Health Medicaid Services	Medicaid GP savings due to increased unemployment rate in Alaska, resulting in an increase in ARRA funding related to Medicaid. The increased PMAP rate will apply to the period of Jan. 1, 2010 - June 30, 2010.	1	3,228.9	-	-	-	3,228.9	3,228.9	3,228.9	-	-	-	3,228.9		
342	15-Mar	1	Health & Social Services	Children's Medicaid Services	3/19: GovAMID decrease of \$78.5	1	-	-	-	-	-	-	-	-	-	-	-		
343	15-Mar	1	Health & Social Services	Children's Medicaid Services	Medicaid GP savings due to increased unemployment rate in Alaska, resulting in an increase in ARRA funding related to Medicaid. The increased PMAP rate will apply to the period of Jan. 1, 2010 - June 30, 2010.	1	-	-	-	78.5	78.5	-	-	-	-	-	78.5		
344	15-Mar	1	Health & Social Services	Children's Medicaid Services	3/19: GovAMID increase of \$78.5	1	-	-	-	-	-	-	-	-	-	-	-		

	B	D	E	F	G	K	L	M	N	O	P	Q	R	S	T	U	V	W	X
	House																		
	Governor's Request																		
	Date	Sec	Appropriation	Allocation	Description	Funding Multiplier	Unrestricted GF	Designated GF	Other State Funds	Federal	Total	Unrestricted GF	Designated GF	Other State Funds	Federal	Total			
321																			
322																			
323																			
324	19-Mar	1	Health & Social Services	Children's Medicaid Services	In analyzing year to date expenditures, the department has identified surplus general fund to the Children's Medicaid Services component. This Medicaid service is primarily for behavioral residential services that are being expended as part of the Bring the Kids Home effort, however the expansion is occurring at a slower pace than had been anticipated when the FY10 budget was developed.	1	107,082.3 (2,200.0)	93.7	2,848.2	55,600.3	165,595.1 (2,200.0)	103,283.8 (2,200.0)	93.7	3,023.2	55,682.3	162,983.0 (2,200.0)			
364	15-Mar	1	Health & Social Services	Adult Preventative Dental Medicaid Services	3/19: GovAMD decrease of \$2,200.0 Medicaid GF savings due to increased unemployment rate in Alaska, resulting in an increase in ARRA funding related to Medicaid. The increased FMAP rate will apply to the period of Jan 1, 2010 - June 30, 2010.	1	(37.6)	-	-	-	(37.6)	(37.6)	-	-	-	-	(37.6)		
365	15-Mar	1	Health & Social Services	Adult Preventative Dental Medicaid Services	3/19: GovAMD decrease of \$37.6 Medicaid GF savings due to increased unemployment rate in Alaska, resulting in an increase in ARRA funding related to Medicaid. The increased FMAP rate will apply to the period of Jan 1, 2010 - June 30, 2010.	1	-	-	-	37.6	37.6	-	-	-	37.6	37.6			
366	5-Mar	1	Health & Social Services	Health Care Medicaid Services	3/19: GovAMD increase of \$37.6 Medicaid GF savings due to retrospective FMAP increase related to Medicare Part D Clawback repayments to CMS.	1	-	-	-	-	-	(7,500.0)	-	-	-	(7,500.0)			
367	1-Feb	1	Health & Social Services	Health Care Medicaid Services	Medicaid growth - 17% enrollment expansion from October 2008 to December 2009 compounded by growth in utilization of Medicaid services by those enrolled - exceeding projections used to construct the original FY2010 Governor's Request.	1	-	-	-	29,823.3	29,823.3	-	-	-	29,823.3	29,823.3			
368	15-Mar	1	Health & Social Services	Health Care Medicaid Services	Medicaid GF savings due to increased unemployment rate in Alaska, resulting in an increase in ARRA funding related to Medicaid. The increased FMAP rate will apply to the period of Jan 1, 2010 - June 30, 2010.	1	-	-	-	10,980.1	10,980.1	-	-	-	10,980.1	10,980.1			
369	15-Mar	1	Health & Social Services	Health Care Medicaid Services	3/19: GovAMD increase of \$3,493.7 Medicaid GF savings due to increased unemployment rate in Alaska, resulting in an increase in ARRA funding related to Medicaid. The increased FMAP rate will apply to the period of Jan 1, 2010 - June 30, 2010.	1	29,802.0	-	-	-	29,802.0	29,802.0	-	-	-	-	29,802.0		
370	1-Feb	1	Health & Social Services	Senior and Disabilities Medicaid Services	3/19: GovAMD decrease of \$3,493.7 Medicaid growth - 17% enrollment expansion from October 2008 to December 2009 compounded by growth in utilization of Medicaid services by those enrolled - exceeding projections used to construct the original FY2010 Governor's Request.	1	-	-	-	1,043.2	1,043.2	-	-	-	1,043.2	1,043.2			
371	15-Mar	1	Health & Social Services	Senior and Disabilities Medicaid Services	Medicaid GF savings due to increased unemployment rate in Alaska, resulting in an increase in ARRA funding related to Medicaid. The increased FMAP rate will apply to the period of Jan 1, 2010 - June 30, 2010.	1	-	-	-	4,564.7	4,564.7	-	-	-	4,564.7	4,564.7			
372	15-Mar	1	Health & Social Services	Senior and Disabilities Medicaid Services	3/19: GovAMD increase of \$2,551.1 Medicaid GF savings due to increased unemployment rate in Alaska, resulting in an increase in ARRA funding related to Medicaid. The increased FMAP rate will apply to the period of Jan 1, 2010 - June 30, 2010.	1	3,801.3	-	-	-	3,801.3	3,801.3	-	-	-	-	3,801.3		
373	1-Feb	1	Law	Deputy Attorney General's Office	3/19: GovAMD increase of \$2,551.1 Legal analysis and litigation on items not budgeted - Crisis ship study, Kelling Supreme Court appeal, PERL bankruptcy, and others	1	964.2	-	-	-	964.2	964.2	-	-	-	-	964.2		
374																			

B	D	E	F	G	K	L	M	N	O	P	Q	R	S	T	U	V	W	X				
House																						
Governor's Request																						
Date	Sec	Appropriation	Allocation	Description	Funding Multiplier	Unrestricted GF	Designated GF	Other State Funds	Federal	Total	Unrestricted GF	Designated GF	Other State Funds	Federal	Total	Unrestricted GF	Designated GF	Other State Funds	Federal	Total		
321																						
322																						
323																						
324																						
325	25-Mar	1	Law	Civil Division Oil, Gas & Mining	1	107,082.3	93.7	2,848.2	55,806.9	165,605.1	103,283.8	93.7	3,023.2	65,682.3	162,083.0	(984.0)						
326																						
327	1-Feb	1	Natural Resources	Gas Pipeline Implementation	1	537.6				537.6	537.6											
328																						
329																						
330	1-Feb	1	Natural Resources	Large Project Permitting	1	85.0				85.0	85.0											
331	1-Feb	1	Natural Resources	Gas Pipeline Implementation	1	35,371.4				35,371.4	35,371.4											
332																						
333																						
334																						
335	19-Mar	1	Public Safety	Special Projects	1																	
336																						
337	1-Feb	1	Public Safety	Prisoner Transportation	1	300.0				300.0	300.0											
338	1-Feb	1	Revenue	Treasury Division	1			50.0		50.0			50.0									
339	1-Feb	1	Revenue	Alaska Retirement Management Board	1			8.8		8.8			8.8									
340																						

	B	D	E	F	G	K	L	M	N	O	P	Q	R	S	T	U	V	W	X
	House																		
	Governor's Request																		
	Date	Sec	Appropriation	Allocation	Description	Funding Multiplier	Unrestricted GF	Designated GF	Other State Funds	Federal	Total	Unrestricted GF	Designated GF	Other State Funds	Federal	Total			
322																			
323																			
324	1-Feb	1					107,062.3	93.7	2,946.2	55,600.9	165,605.1	103,263.3	93.7	3,023.2	55,602.3	162,083.0			
325	1-Feb	1							28.3		28.3			28.3		28.3			
326	1-Feb	1							12.5		12.5			12.5		12.5			
327	1-Feb	1							0.3		0.3			0.3		0.3			
328	1-Feb	1							0.1		0.1			0.1		0.1			
329	1-Feb	1	Revenue	Alaska Retirement Management Board Custody and Management Fees	Reduced authorization is requested to reflect a decline in management fees resulting from a reduction in actively managed large cap publicly traded stocks as well as a decrease in management fees resulting from manager terminations due to organizational and performance issues and renegotiated contracts at a lower rate. The request represents the potential savings to the State by establishing and funding a new in-house investment Officer in the Treasury Division to make asset allocation decisions rather than contracting with external managers.	1			(584.6)		(584.6)			(584.6)		(584.6)			
330	1-Feb	1							(256.3)		(256.3)			(256.3)		(256.3)			
331	1-Feb	1							(7.1)		(7.1)			(7.1)		(7.1)			
332	1-Feb	1	Revenue	Permanent Fund Dividend Division	Postage and printing costs for an unanticipated and necessary additional public outreach about the change from hard copy PFD applications to the web version. During this transitional year, however, the division has encountered the need for additional public notification and outreach about the changes that had not initially been anticipated.	1			(2.0)		(2.0)			(2.0)		(2.0)			
333	1-Feb	1	Revenue	Child Support Services Division	One-time fund source change from Receipt Supported Services to federal incentive receipt authority. The Child Support Services Division (CSSD) earned additional federal incentive receipts in FY2008 for meeting or exceeding federal performance standards. The division received notification on December 17, 2009 that additional PFD08 incentive dollars had been earned.	1				217.7		217.7			217.7		217.7		
334	1-Feb	1	Revenue	Administrative Services	The Department of Revenue's servers crashed on 9/20/2009, affecting the Permanent Fund Dividend Application Information System (DAIS), the Tax On Hours system, and State Treasury systems. The need to bring all 3 systems back online was critical. As a result, the department entered into an emergency agreement with Microsoft to provide problem resolution services and assist in bringing the systems back online.	1	60.1	(217.7)			(157.6)	60.1	60.1	(217.7)		(157.6)			
335	1-Feb	1	Revenue	Administrative Services	The Department of Revenue maintains significant server and database infrastructures that include the Permanent Fund Dividend Division, the Tax Division, and the State Treasury Division. These systems use Microsoft Windows Server, SQL production and test databases VMware, and two NetApp storage filers in Juicau and Anchorage. In order for the department to provide the appropriate level of reliability and operational support, these systems need best practices defined and implemented for security, change control, documentation, backups, disaster recovery, and planning. This request is to fund the following two contracts: Disaster Recovery and Security Procedures Backup Support - \$70.0 Windows Server, SQL Server, and Help Desk Support - \$30.0	0	100.0				100.0	100.0					100.0		
336	1-Feb	1																	

	B	D	E	F	G	K	L	M	N	O	P	Q	R	S	T	U	V	W	X	
	House																			
	Governor's Request																			
	Date	Sec	Appropriation	Allocation	Description	Funding Multiplier	Unrestricted GF	Designated GF	Other State Funds	Federal	Total	Unrestricted GF	Designated GF	Other State Funds	Federal	Total				
321																				
322																				
323																				
324	1-Feb	1	Transportation	Central Region Support Services	Legal Costs Related to Nikishka Beach Road Case The Department of Transportation and Public Facilities (DOT&PF) contends that Offshore Systems Kenai (OSK) is illegally engaged in the obstruction, control and closure of public access to and through Nikishka Beach Road which is a public road owned and operated by DOT&PF. OSK has established a guard shack and gate to prevent access to the road and beach in response to U.S. Coast Guard requirements that they secure and protect OSK's facility from trespass, vandalism, theft, etc. The case began in late FY08 and a trial has taken place; however the Judge has still not issued a ruling on the trial. We have incurred \$45.5 in legal costs through December 2009. If a "Notice of Appeal" is not filed, the estimated amount needed for the Department of Law to complete post trial work is approximately \$15.0 for a total of \$60.5 in FY10.	0	107,082.3	60.5	2,848.2	85,600.9	165,605.1	60.5	93.7	2,848.2	85,600.9	165,605.1				
396	18-Mar	1	Transportation	Central Region Support Services	Central Region Support Services is requesting \$240.0 GF supplemental funding for additional costs related to the Environmental Protection Agency's (EPA) enforcement action against the Department of Transportation and Public Facilities. Sec 286E, Ch 11 SLA 08 PJ05 L29 (SB256), as amended by Section 1418 of Ch 14 SLA 09 P22 L14 (HB113), provided \$500.0 as a multi-car operating appropriation for defense costs related to EPA's allegations of multiple violations of the Clean Water Act. The unspent amount of \$173.9 earned into FY10. Projected expenses for FY10 are \$413.9, leaving a shortfall of approximately \$240.0 primarily for Department of Law expenses. The Department anticipates that negotiations will continue, however, it is unknown at this time when a settlement may be reached. If a settlement cannot be reached, pre-trial motions will be taken to move the case forward to trial which increase costs substantially. Additional funding will be needed if the case goes to trial. 3/19: Gov-AMD increase of \$240.0	1	240.0				240.0					240.0				
397	1-Feb	1	Transportation	Program Development	Road Weather Information System (RWIS) Maintenance Costs State funding will provide the resources to conduct critical maintenance work on the Department's Road Weather Information System (RWIS) program. The funding is necessary to maintain the RWIS software, equipment and a network of forty-nine (49) environmental sensor stations (ESS) strategically located along the highway system. Each ESS provides weather sensor data (temperature, wind speed, wind direction, relative humidity, pavement and sub-surface temperatures) and camera images. RWIS maintenance activities are not eligible for federal dollars and without adequate funding there is a potential risk of the entire RWIS network becoming inoperable.	0.571428571	175.0				175.0						175.0			
398																				

	B	D	E	F	G	K	L	M	N	O	P	Q	R	S	T	U	V	W	X
	House																		
	Governor's Request																		
	Date	Sec	Appropriation	Allocation	Description	Funding Multiplier	Unrestricted GF	Designated GF	Other State Funds	Federal	Total	Unrestricted GF	Designated GF	Other State Funds	Federal	Total			
321																			
322																			
323																			
324	25-Mar	1	Transportation	Statewide Design and Engineering Services	Clean Water Act Compliance The department's actions, or inactions, resulting from repair work in response to the flooding on the Kernal Peninsula in 2002 and storm water violations involving Department of Transportation and Public Facilities contractors on three Central region projects in 2005 and 2006, resulted in non-compliance allegations by federal agencies. Under the current schedule of proposed settlement terms, the department will be required to meet compliance requirements by mid June 2010. In order to meet these requirements, the department requests \$553.0 in general funds for storm water staff training, annual reporting requirement and related costs, and a civil penalty. <b>3/25: Amendment increase of \$256.5</b>	1	107,062.3	93.7	2,446.2	95,600.9	165,005.1	103,283.8	93.7	3,023.2	65,692.3	162,083.0			
398	1-Feb	1	Transportation - Fleet	State Equipment - Fleet	Increased Operational Costs for Pans, Commodities, Services, and Fuel Purchases Travel - Travel is required to support the repair and preventive maintenance programs for vehicles and equipment at trail airports and highways. Due to the unprecedented increase in fuel costs, airfares throughout the state were increased, having a direct impact on maintaining existing services. Services - Costs continue to stay at higher levels than currently reflected in the component's budget for the shipment of freight such as parts, commodities, vehicles and equipment, the mission of the program is seriously impacted. Additional costs for vendor repairs are also being passed along to the State by the contractors. Commodities - Fuel costs and necessary consumables paid by the State Equipment Fleet and billed to the corresponding executive branch agencies have increased substantially since FY07. An increase in budget authority is required based on the projected use of these services through historical data. Parts and other commodities used by the State have also increased in cost.	1			2,706.7		2,706.7						2,706.7		
400	1-Feb	1	Transportation - Facilities	Northern Region Facilities	Galena Maintenance Facility Operating and Maintenance Costs The FY09 operating budget contained a \$110.0 increment to maintain a maintenance building at Galena that was transferred to the Department from the U.S. Air Force. That funding level was based upon completion of some aggressive cost saving measures which would be accomplished as part of a capital project for energy improvements. The project is scheduled for completion in the summer of 2010. FY 10 estimated expenditures are \$209.9, leaving a projected shortfall of \$99.9.	1	98.9				98.9						98.9		
401	25-Mar	1	Transportation - Highways and Aviation	Central Region Highways and Aviation	Enhancement of Clean Water Act - Environmental Protection Agency (EPA) Street Sweeping and Permit Compliance Costs Additional funding is required to meet the minimum requirements of the Environmental Protection Agency (EPA) Municipal Separate Storm Sewer System (MS4) Permit. The MS4 permit will go into effect on February 1, 2010. The EPA's MS4 permit increases the street sweeping requirements that are above and beyond the current MS4 permit, monitoring various aspects of the permit and reporting to EPA with regards to the permit. The FY2011 Governor's budget request includes \$1,036.1 for these new ongoing requirements. <b>3/25: Amended</b> <b>3/19: GovAMD increase of \$432.0</b>	1	1,036.1				1,036.1						1,036.1		
402																			

	B	D	E	F	G	K	L	M	N	O	P	Q	R	S	T	U	V	W	X
	House																		
	Governor's Request																		
	Date	Sec	Appropriation	Allocation	Description	Funding Multiplier	Unrestricted GF	Designated GF	Other State Funds	Federal	Total	Unrestricted GF	Designated GF	Other State Funds	Federal	Total			
321																			
322																			
323																			
324	25-Mar	1	Transportation	Northern Region Highways and Aviation	Legal Costs for Material Site Law suits Due to ongoing lawsuits filed by one of the regional active corporations for alleged infringement on their land and rights of way, we have incurred excessive costs again this year for Department of Law attorneys. None of the these lawsuits filed have yet gone to court so the total cost is unknown. Additional funding for \$150.0 is based on the amount expended to date for attorneys and expert witnesses. 3/25; Amended	1	107,062.3 150.0	93.7	2,448.2	55,600.9	165,605.1 150.0	103,283.6 150.0	93.7	3,023.2	55,612.3	167,083.9 150.0			
403	1-Feb	1	Transportation	Southeast Region Highways and Aviation	Transportation Security Agency Requirements - Door Lock System and Fingerprint Machine To continue to meet Transportation Security Agency requirements a new security access door lock system needs to be installed for the Sitka Airport Terminal. The control system for these doors is outdated and has become unreliable. A replacement system is estimated to cost \$300. Transportation Security Administration regulations require the Department to fingerprint all badge holders at our certified airports. The existing fingerprint machine is out of date and has become unreliable. A new machine is estimated to cost \$115.	1	44.9	-	-	-	44.9	44.9	-	-	-	-	44.9		
404	1-Feb	1	Transportation	Whittier Access and Tunnel	Bid Protest Costs for Whittier Tunnel Operations Contract A bidder protested the award of a contract for operation of the Whittier Tunnel Facility. This resulted in unplanned attorney and hearing officer costs which will continue until a settlement is reached. The Department of Law has billed \$12.0 for attorney services through November 2009, and we estimate \$8.0 of additional legal fees for the remainder of FY10. The Department of Administration has billed \$11.7 for a hearing officer, we anticipate needing approximately \$18.3 (\$3.0 on average) for additional mediation services through June. It is unknown whether there will be additional expenses associated with this litigation such as potential settlement costs.	1	50.0	-	-	-	50.0	50.0	50.0	-	-	-	-	50.0	
405	1-Feb	1	Transportation	Whittier Access and Tunnel	Increased Operating Costs and Reduced Toll Revenue at the Whittier Tunnel Additional funding is necessary to fund the operation of the Whittier Tunnel Facility for the remainder of FY10. Additional costs were incurred for cable repair, railroad crossing fees, increased State Equipment Fleet equipment replacement fees, CPT adjustments for the current contract, and additional roadway maintenance work leading up to the tunnel. In addition to increased costs, toll revenues have declined due to economic conditions, reduced cruise ship dockings, and gasoline prices.	1	385.0	-	-	-	385.0	385.0	385.0	-	-	-	-	385.0	
406	1-Feb	1	Alaska Court System	Administration and Support	Appropriation of a settlement the State received on a claim for prepaid phone card long distance charges.	1	35.5	-	-	-	35.5	35.5	-	-	-	-	35.5		
407	26-Mar	1	Statewide	Statewide	The appropriations made in this section are contingent on the ratification of the collective bargaining agreement by the membership of the Public Employees Local 71, for the labor, trades and crafts.	1	2,563.2	-	-	-	2,563.2	2,563.2	-	-	-	-	2,563.2		
408																			
409	26-Mar	1																	
410	26-Mar	1																	
411	26-Mar	1																	
412	1-Feb	2																	

	B	D	E	F	G	K	L	M	N	O	P	Q	R	S	T	U	V	W	X
House																			
Governor's Request																			
Date	Sec	Appropriation	Allocation	Description	Funding Multiplier	Unrestricted GF	Designated GF	Other State Funds	Federal	Total	Unrestricted GF	Designated GF	Other State Funds	Federal	Total				
321																			
322																			
323																			
324	28-Mar	4	Administration	Office of the Commissioner	1	107,682.3	93.7	2,848.2	55,800.9	165,605.1	103,283.8	93.7	3,023.2	55,802.3	162,083.0				
				The sum of \$12,770 is appropriated from the general fund to the Department of Administration, office of the commissioner, as a lump sum payment to the union directed health trust, to implement the terms of the collective bargaining agreement for the Teachers' Education Association of Mt. Edgecumbe, for the fiscal year ending June 30, 2010.		12.8					12.8					12.8			
413	22-Mar	99	Community, Commerce and Economic Development	Community & Regional Affairs	1						250.0				250.0				
				Grant to the World Trade Center to fund events occurring in FY10 and FY11.															
414	22-Mar	99	Community, Commerce and Economic Development	Community & Regional Affairs	1						(250.0)				(250.0)				
				Grant to the World Trade Center to fund events occurring in FY10 and FY11.															
415	1-Feb	5	Corrections	Corrections Academy	1						9.0				9.0				
				Funding to implement the interest arbitration decision dated March 19, 2009, establishing monetary terms of the collective bargaining agreement with the Alaska Correctional Officers Association, for the fiscal year ending June 30, 2010.															
416	1-Feb	5	Corrections	Immute Transportation	1						23.8				23.8				
417	1-Feb	5	Corrections	Anchorage Correctional Complex	1									32.7	32.7				
418	1-Feb	5	Corrections	Anchorage Correctional Complex	1						436.9				436.9				
419	1-Feb	5	Corrections	Anvil Mountain Correctional Center	1						97.6				97.6				
420	1-Feb	5	Corrections	Combined Island Mountain Correctional Center	1						205.6				205.6				
421	1-Feb	5	Corrections	Faipants Correctional Center	1						277.0				277.0				
422	1-Feb	5	Corrections	Kachikan Correctional Center	1						175.7				175.7				
423	1-Feb	5	Corrections	Lemon Creek Correctional Center	1						156.7				156.7				
424	1-Feb	5	Corrections	Matanuska-Susitna Correctional Center	1						88.1				88.1				
425	1-Feb	5	Corrections	Palmer Correctional Center	1						230.9				230.9				
426	1-Feb	5	Corrections	Spring Creek Correctional Center	1						1,205.0				1,205.0				
427	1-Feb	5	Corrections	Wasikwood Correctional Center	1						235.7				235.7				
428	1-Feb	5	Corrections	Yukon-Kuskokwim Correctional Center	1						103.8				103.8				
429	1-Feb	5	Corrections	Point MacKenzie Correctional Farm	1						58.5				58.5				

B	D	E	F	G	K	L	M	N	O	P	Q	R	S	T	U	V	W	X
Date	Sec	Appropriation	Allocation	Description	Funding Multiplier	Unrestricted GF	Designated GF	Other State Funds	Federal	Total	Unrestricted GF	Designated GF	Other State Funds	Federal	Total			
321																		
322																		
323																		
324	1-Feb	5	Corrections	Institution Director's Office	1	107,062.3	92.7	2,848.2	55,600.9	165,603.1	103,283.8	92.7	3,023.2	55,682.3	167,083.0			
											7,046.2				7,046.2			
431	1-Feb	5	Corrections	Institution Director's Office	1									81.4	81.4			
432	1-Feb	6	Health & Social Services	Probation Services	1	0.2				0.2	0.2				0.2			
433	1-Feb	7	Labor & Workforce Dev	Workforce Investment Board	0	85.0				85.0								
434	25-Mar	8	Law	Deputy Attorney General's Office	1	1,459.7				1,459.7	1,459.7				1,459.7			
435	19-Mar	9	Natural Resources	Claims permits and leases	1						40.0				40.0			
436	1-Feb	10	Public Safety	Special Projects	1				97.0	97.0					97.0			
437	1-Feb	12	Fund Capitalization	Disaster Relief Fund	1	5,000.0				5,000.0	5,000.0				5,000.0			
438	22-Mar	13	Natural Resources	Agriculture Revolving Loan Program Administration	1						(800.0)				(800.0)			
439	17-Feb	9	Natural Resources	Oil & Gas Development	1	175.0				175.0			175.0		175.0			
440	1-Feb	15			1													
441																		

B	D	E	F	G	K	L	M	N	O	P	Q	R	S	T	U	V	W	X
House																		
Governor's Request																		
Date	Sec	Appropriation	Allocation	Description	Funding Multiplier	Unrestricted GF	Designated GF	Other State Funds	Federal	Total	Unrestricted GF	Designated GF	Other State Funds	Federal	Total			
321																		
322																		
323																		
324	1-Feb	Debt Service	International Airport Revenue Bonds	Alaska International Airport System Debt Refinance. Implement recommendations by the State's bond counsel to minimize the amount of revenue needed to be collected from airport customers and to meet debt service coverage ratios required under the bond resolution rate covenant. This request will allow the International Airport System to meet the technical requirements of the bond resolution rate covenant while also minimizing the amount of revenue needed from rates and fees.	1	107,082.3	93.7	2,442.2 (10,000.0)	55,600.9	165,695.1 (10,000.0)	103,283.8	93.7	3,023.2	55,682.3	162,982.0 (10,000.0)			
442	1-Feb							10,000.0		10,000.0					10,000.0			
443	25-Mar	Salary and Benefits Adjustments	Labor, Trades and Crafts	The supplemental budget appropriations made in sec. 1 of this Act include amounts for salary and benefit adjustments for Public Employees Local 71 for the labor trades crafts unit for the fiscal year ending June 30, 2010.	1													
444	22-Mar			Add language to sweep excess general funds into the SBR.	1													
445	1-Feb	Revenue	Treasury Division	Fund Source Change for Constitutional Budget Reserve and Investment Management Section 27(c), ch. 12, S.L.A. 2009, is amended to read: (c) The sum of \$1,673,000 is appropriated from the general fund budget reserve fund (art. IX, sec. 17, Constitution of the State of Alaska) to the Department of Revenue, treasury division, for operating costs related to management of the budget reserve fund for the fiscal year ending June 30, 2010.	1	(1,673.0)				(1,673.0)					(1,673.0)			
446	1-Feb	19(c)		Add language to access the budget reserve fund (AS 37.05.540) to balance the FY 2010 budget, if necessary.	1	1,673.0				1,673.0					1,673.0			
447	1-Feb	19(b)			1													
448	1-Feb	19(e)		Section 43(c), ch. 15, S.L.A. 2009, is repealed. That section reads: (c) The amount calculated to be available for appropriation under art. IX, sec. 17(b), Constitution of the State of Alaska, for fiscal year 2010 is appropriated under art. IX, sec. 17(b), Constitution of the State of Alaska, from the budget reserve fund to the general fund. The administration is proposing to reop. in full the amount owed to the constitutional budget reserve fund in FY 2010, and does not want to draw any amount from the fund. Current calculations indicate the above section is not necessary.	1													
449																		
450				Section 43(c), ch. 15, S.L.A. 2009, is repealed.	1													
451				Lapse Provisions	1													
452				Retroactivity-Section 7 of this Act is retroactive to June 30, 2009.	1													
453	25-Mar	11(e)	Marine Highway System	This Act takes effect April 18, 2010. Excess fuel trigger allocation reapportioned for additional service to the Aleutian Chain in FY10	1						(650.0)				(650.0)			
454	25-Mar	11(e)	Marine Highway System	Excess fuel trigger allocation reapportioned for additional service to the Aleutian Chain in FY10	1						650.0				650.0			
455	25-Mar	11(b)	Marine Highway System	Excess fuel trigger allocation reapportioned for additional service to the Aleutian Chain in FY11	1						(3,600.0)				(3,600.0)			
456																		

	B	D	E	F	G	K	L	M	N	O	P	Q	R	S	T	U	V	W	X			
	<b>House</b>																					
	<b>Governor's Request</b>																					
	Unrestricted GF	Designated GF	Other State Funds	Federal	Total	Funding Multiplier	Unrestricted GF	Designated GF	Other State Funds	Federal	Total	Unrestricted GF	Designated GF	Other State Funds	Federal	Total	Unrestricted GF	Designated GF	Other State Funds	Federal	Total	
321																						
322																						
323																						
324																						
	25-Mar	11(b)	Transportation	Marine Highway System	Excess fuel trigger allocation reapportioned for additional service to the Aleutian Chain in FY11	1	107,082.3	93.7	2,448.2	55,600.9	165,095.1	105,283.8	93.7	3,023.2	55,682.3	162,083.0	3,600.0					3,600.0
457																						
	25-Mar	11(c)	Transportation	Marine Highway System	Projected excess fuel trigger allocation.	1																
458																						
	1-Feb	99			Extend lapse date from 2/28/2010 to 6/30/2010 for SLA 2009 Ch. 14, Sec. 19 - \$8,389.0 for the development of an in-state natural gas pipeline - so that development work may continue.	0																
459																						
460																						
461																						
462																						
	<b>House Finance Committee</b>																					
	<b>Governor's Request</b>																					
	Unrestricted GF	Designated GF	Other State Funds	Federal	Total	Funding Multiplier	Unrestricted GF	Designated GF	Other State Funds	Federal	Total	Unrestricted GF	Designated GF	Other State Funds	Federal	Total	Unrestricted GF	Designated GF	Other State Funds	Federal	Total	
463																						
464																						
465	1-Feb	13(e)	Fund Transfers	Public Education Fund (Savings)	Fully capitalize the Public Education Fund for the projected FY2011 need for Foundation Formula \$1,053,147.4 and Pupil Transportation \$63,839.2.	1	1,518,603.6		78.0		1,518,681.6	1,520,453.6		78.0		1,520,531.6	1,116,986.8					1,116,986.8
466	1-Feb	18	Fund Transfers	Constitutional Budget Reserve Fund	Full Reapportionment of the Constitutional Budget Reserve	1	401,617.0				401,617.0	401,617.0				401,617.0						401,617.0
					The amount necessary for full repayment of the amounts owed the budget reserve fund (art. IX, sec. 17, Constitution of the State of Alaska), as of June 30, 2010, estimated to be \$401,617,000, is appropriated from the general fund to the budget reserve fund (art. IX, sec. 17, Constitution of the State of Alaska).																	
467	22-Mar	13(c)	Natural Resources	Agriculture Revolving Loan Program Administration	Amend "Sec. 18(b), Ch. 30, SLA07, P148, L16 (FY07-FY10) - "The sum of \$600,000 is appropriated from the general fund to the Department of Natural Resources for assistance to the Creamery Corporation, dba Matanuska Milk Dairy." Re-appropriate to the Agr. Revolving Loan Program Admin.	1						600.0				600.0						600.0
468	1-Feb	13(b)	Fund Transfers	Small Business Economic Development Revolving Loan Fund	Match for federal EDA funds transferred from the Kenai Peninsula Economic Development District - transfer \$79.0 from Revolving Fund to Small Business Economic Development Loan Fund - allows for receipt of \$231.3 EDA federal grant funds.	1			79.0		79.0					79.0						79.0
469	25-Mar	11	Fund Transfers	Marine Highway System Fund	Projected excess fuel trigger allocation.	1																
470																						
471																						
472																						
473																						
	<b>House Finance Committee</b>																					
	<b>Governor's Request</b>																					
	Unrestricted GF	Designated GF	Other State Funds	Federal	Total	Funding Multiplier	Unrestricted GF	Designated GF	Other State Funds	Federal	Total	Unrestricted GF	Designated GF	Other State Funds	Federal	Total	Unrestricted GF	Designated GF	Other State Funds	Federal	Total	
474																						
475																						
476	1-Feb	14(f)	Natural Resources	Fire Suppression Activity	AR 37313-09 Fire General Fund	1	18,062,507.8				18,062,507.8	18,062,507.8				18,062,507.8	10,287,678.2					10,287,678.2
477	1-Feb	14(b)	Commerce, Community and Economic Development	Alaska Energy Authority Owned Facilities	AR 29005-08 Alaska Energy Authority Owned Facilities	1	13.0				13.0					13.0						13.0
478																						

	B	D	E	F	G	K	L	M	N	O	P	Q	R	S	T	U	V	W	X					
	Date	Sec	Appropriation	Allocation	Description	Funding Multiplier	Governor's Request													House				
							Unrestricted GF	Designated GF	Other State Funds	Federal	Total	Unrestricted GF	Designated GF	Other State Funds	Federal	Total								
321																								
322																								
323	1-Feb	14(b)	Education and Early Development	Student and School Achievement	AR 17722-07 Student and School Achievement	1	107,082.3	293.1	2,443.2	55,000.9	165,608.1	103,283.8	93.7	3,023.2	65,622.3	162,013.0								
324	1-Feb	14(b)	Health and Social Services	Unbudgeted RSA	AR 27708-03 DAS DMA Unbudgeted RSA for Staff Support	1	140.4			140.4		0.1				0.3								
479	1-Feb	14(b)	Health and Social Services	Unbudgeted RSA	AR 22710-09 Alaska Commission on Aging Unbudgeted RSA	1	11.0			11.0														
480	1-Feb	14(b)	Health and Social Services	Unbudgeted RSA	22716-03 DFPYS DMA Unbudgeted RSA	1	0.3			0.3														
481	1-Feb	14(b)	Health and Social Services	Unbudgeted RSA	AR 22791-08 Alaska Rural EMS Optimization Project Unbudgeted RSA	1	259.5			259.5		0.3				0.3								
482	1-Feb	14(b)	Health and Social Services	Behavioral Health Administration	AR 23125-05 Behavioral Health Administration	1	5,482.8			5,482.8		5.5				5.5								
483	1-Feb	14(b)	Health and Social Services	Health Planning and Infrastructure	AR 23932-08 Health Planning and Infrastructure	1	633.8			633.8		0.6				0.6								
484	1-Feb	14(b)	Health and Social Services	Information Technology Services	AR 23934-06 Information Technology Services	1	4.8			4.8														
485	1-Feb	14(b)	Health and Social Services	Epidemiology	AR 23101-05 Epidemiology	1	295,357.0			295,357.0		295.4				295.4								
486	1-Feb	14(b)	Health and Social Services	Certification and Licensing	AR 23608-05 Certification and Licensing	1	31,701.5			31,701.5		31.7				31.7								
487	1-Feb	14(b)	Health and Social Services	Medicaid State Programs	AR 23115-04 Medicaid State Programs	1	1,380,444.0			1,380,444.0		1,380.4				1,380.4								
488	1-Feb	14(b)	Health and Social Services	Medicaid School Based Administrative Claims	AR 231928-05 Medicaid School Based Administrative Claims	1	221,280.0			221,280.0		221.3				221.3								
489	1-Feb	14(b)	Health and Social Services	Medicaid School Based Administrative Claims	AR 231928-06 Medicaid School Based Administrative Claims	1	2,283,323.0			2,283,323.0		2,283.3				2,283.3								
490	1-Feb	14(b)	Health and Social Services	Medicaid School Based Administrative Claims	AR 231928-07 Medicaid School Based Administrative Claims	1	3,060,891.0			3,060,891.0		3,060.7				3,060.7								
491	1-Feb	14(b)	Health and Social Services	Medicaid School Based Administrative Claims	AR 231928-08 Medicaid School Based Administrative Claims	1	7,182.3			7,182.3		7.2				7.2								
492	17-Feb	14(b)	Public Safety	Public Safety	AR 47545-09 AST Detachments Unbudgeted RSAs	1																		
493	1-Feb	14(b)	Alaska Court System	RSA	AR 76560-08 Domestic Violence VAWA RSA	1	322.5			322.5		0.3				0.3								
494	1-Feb	14(b)	Corrections	Corrections	AR 50662-05 Anchorage Correctional Complex	1	409,334.2			409,334.2		409.3				409.3								
495	1-Feb	14(c)	Corrections	Probation and Parole Director's Office	AR 50760-07 Probation and Parole Director's Office	1	2,881.2			2,881.2		2.7				2.7								
496	1-Feb	14(c)	Education and Early Development	Program Administration	AR 18005-04 Program Administration	1	22,884.5			22,884.5		22.7				22.7								
497	1-Feb	14(c)	Labor and Workforce Development	Employment Services	AR 28500-02 Employment Services	1	39.4			39.4														
498	1-Feb	14(c)	Labor and Workforce Development	Labor Market Information	AR 28190-05 Labor Market Information	1	281.0			281.0		0.3				0.3								
499	1-Feb	14(c)	Labor and Workforce Development	Independent Living Rehabilitation	AR 28230-03 Independent Living Rehabilitation	1	648.5			648.5		0.6				0.6								
500	1-Feb	14(c)	Labor and Workforce Development	Unemployment Insurance	AR 28510-04 Unemployment Insurance	1	442.8			442.8		0.4				0.4								
501	1-Feb	14(c)	Labor and Workforce Development	Unemployment Insurance	AR 28510-05 Unemployment Insurance	1	14,592.6			14,592.6		14.6				14.6								
502	1-Feb	14(c)	Labor and Workforce Development	Unemployment Insurance	AR 28510-07 Unemployment Insurance	1	3,582.2			3,582.2		3.6				3.6								
503																								

B	D	E	F	G	K	L	M	N	O	P	Q	R	S	T	U	V	W	X
321																		
322																		
323																		
324																		
504	17-Feb	14(c)	Labor and Workforce Development	Unemployment Insurance	AR 28510-07	Unemployment Insurance	1											
505	1-Feb	14(c)	Labor and Workforce Development	Unemployment Insurance	AR 28510-08	Unemployment Insurance	1	150.0					0.2					0.2
506	17-Feb	14(c)	Labor and Workforce Development	Unemployment Insurance	AR 28510-08	Unemployment Insurance	1	(150.0)					(0.2)					(0.2)
507	1-Feb	14(c)	Labor and Workforce Development	Capital	AR 27790-08	North Pacific Fisheries Disaster - Aid RSA	1	4,400.0					4.4					4.4
508	1-Feb	14(c)	Revenue	Long Term Care Ombudsman Office	AR 15510-07	Long Term Care Ombudsman Office	1	7,004.2					7.0					7.0
509	1-Feb	14(c)	Transportation and Public Facilities	Capital	61086-10	Federal Transit Administration Grants	1	2.2										2.2
510	1-Feb	14(c)	Transportation and Public Facilities	Capital	AR 58096-10	Cooperative Reimbursable Projects	1	28.7										28.7
511	1-Feb	14(c)	Transportation and Public Facilities	Capital	AR 58622-11	Cooperative Reimbursable Projects	1	0.4										0.4
512	1-Feb	14(c)	Transportation and Public Facilities	Capital	AR 58662-11	Federal Transit Administration Grants	1	0.7										0.7
513	1-Feb	14(c)	Transportation and Public Facilities	Capital	AR 59198-11	Alaska Marine Highway Terminal - Alaska Marine Highway System Headquarters Building, Grounds, and Renovation	1	0.2										0.2
514	1-Feb	14(c)	Transportation and Public Facilities	Capital	58640-10	Alaska Mobility Coalition	1	0.1										0.1
515	1-Feb	14(c)	Transportation and Public Facilities	Capital	AR 60252-10	Cooperative Reimbursable Projects	1	0.8										0.8
516	1-Feb	14(c)	Transportation and Public Facilities	Capital	AR 61213-12	Federal Transit Administration Grants	1	0.2										0.2
517	1-Feb	14(c)	Transportation and Public Facilities	Capital	AR 61009-10	Federal Transit Administration Grants	1	14,254.0					14.3					14.3
518	1-Feb	14(c)	Transportation and Public Facilities	Capital	AR 61812-10	Coffman Cove/Wrangell/Ferry and Ferry Facilities	1	0.2										0.2
519	1-Feb	14(c)	Transportation and Public Facilities	Capital	AR 63203-10	Surface Transportation Preconstruction	1	0.1										0.1
520	1-Feb	14(c)	Transportation and Public Facilities	Capital	AR 61617-10	Federal Transit Administration Grants	1	2.0										2.0
521	1-Feb	14(c)	Transportation and Public Facilities	Capital	AR 61961-10	Statewide: Various Airports Runway, and Helipad Lighting	1	205.1					0.2					205.1
522	1-Feb	14(c)	Transportation and Public Facilities	Capital	AR 62139-10	Alaska Marine Highway: Prince William Sound Fast Vehicle Ferry	1	1.2										1.2
523	1-Feb	14(c)	Transportation and Public Facilities	Capital	AR 62598-10	Kodiak: Relief Lane Reconstruction	1	1,083.0					1.1					1,083.0
524	1-Feb	14(c)	Transportation and Public Facilities	Capital	AR 62656-10	Cooperative Reimbursable Projects	1											

House

Governor's Request