

**2/5/10
OVERVIEW
STATE
BONDING
& DEBT**

<target><bill></bill><subject>2-5-10 OVERVIEW STATE BONDING
and DEBT</subject><comm>SFIN26</comm></target>

ALASKA PUBLIC DEBT



STATE OF ALASKA
Sean Parnell, Governor

Department of Revenue

January 2010

ALASKA PUBLIC DEBT

2009-2010

**State of Alaska
Sean Parnell, Governor**

**Department of Revenue
Patrick S. Galvin, Commissioner
Deven J. Mitchell, State Debt Manager**

**This publication was prepared
by Treasury Division**

January 2010

State of Alaska
ALASKA PUBLIC DEBT
2009-2010

Table of Contents

I. Types of Alaska Public Debt	1
A. State Debt	1
B. State Supported Debt	2
C. State Guaranteed Debt	2
D. State Moral Obligation Debt	3
E. State Revenue and University Debt	3
F. State Agency Debt	3
G. State Agency Collateralized or Insured Debt	4
H. Municipal Debt	4
I. Industrial Development Bonds (IDB's)	4
II. Issuers of Alaska Public Debt	6
A. State of Alaska	6
B. State Agencies (Alphabetically)	14
C. Alaska Aerospace Development Corporation	14
D. Alaska Energy Authority	14
E. Alaska Housing Finance Corporation	17
F. Alaska Industrial Development and Export Authority	25
G. Alaska Medical Facility Authority	30
H. Alaska Municipal Bond Bank	31
I. Alaska Railroad Corporation	35
J. Alaska Student Loan Corporation	36
K. University of Alaska	37
L. Municipal Debt	38
III. Supplementary Information	46
A. State Debt Capacity	46
B. Public Pension Systems Liabilities	52
C. Credit Ratings of State	53
D. Private Activity Bond Ceiling	54
E. State Bond Committee	55

State of Alaska
ALASKA PUBLIC DEBT
2009-2010

TABLES

1.1	State of Alaska State and State Agency Debt Summary.....	5
2.1	General Obligation Bonds Annual Debt Service.....	6
2.2	State of Alaska General Obligation Bonds Authorized, Issued, and Outstanding.....	7
2.3	State of Alaska General Obligation Bond Sales.....	8
2.4	State of Alaska General Obligation Bond Issues.....	9
2.5	General Obligation Debt Issued by Purpose.....	10
2.6	State of Alaska Lease-Purchase Financing Issued and Outstanding.....	11
2.7	International Airports System Debt Issued and Outstanding.....	12
2.8	International Airports System Revenue Bonds.....	13
2.9	Alaska Energy Authority Debt Issued and Outstanding.....	17
3.0	Alaska Housing Finance Corporation Debt Issued.....	18
3.1	Alaska Housing Finance Corporation Debt Issued and Outstanding by Type of Debt.....	19
3.2	Alaska Housing Finance Corporation Collateralized Debt Obligations.....	20
3.3	State Obligations on Alaska Housing Finance Corporation Debt.....	22
3.4	Alaska Housing Finance Corporation Debt Outstanding (Includes the Public Housing Division of AHFC, Formerly ASHA).....	23
3.5	Alaska Industrial Development and Export Authority Type of Debt Issued.....	29
3.6	Alaska Industrial Development and Export Authority Debt Issued and Outstanding.....	30
3.7	Alaska Municipal Bond Bank General Obligation Bond Outstanding Loans to Municipalities.....	32
3.8	Alaska Municipal Bond Bank Summary of Bonds Types Issued and Outstanding.....	33
3.9	Alaska Municipal Bond Bank Debt Issued and Outstanding.....	34
4.0	Alaska Student Loan Corporation Debt Issued and Outstanding.....	37
4.1	University of Alaska Debt Issued and Outstanding.....	38
4.2	Municipal General Obligation Bonds Outstanding.....	39
4.3	Per Capita Municipal and State General Obligation Debt.....	39
4.4	Municipal G.O. Debt, Population and Valuation.....	40
4.5	Alaska Municipal Debt Issued and Outstanding.....	42
4.6	Alaska Municipal Debt Outstanding by Issuer.....	43
4.7	Proration of State Reimbursement of Municipal School Debt.....	44
4.8	State of Alaska Ratio of General Obligation Bond Debt Service To Expenditures and Unrestricted Revenues.....	47
4.9	State of Alaska Debt Service on State Supported Debt.....	49
5.0	State of Alaska Debt Service to Unrestricted Revenues.....	50
5.1	State of Alaska Ratio of State General Obligation Debt to Property Values.....	51
5.2	State of Alaska Retirement System's Financial Status.....	53
5.3	State of Alaska Credit Rating History.....	53
5.4	Alaska Private Activity Bond Cap Allocations Use and Carryforwards – Last Five Years.....	54

I. Types of Alaska Public Debt

The State has liability or potential exposure for repayment of principal and interest nine categories. In descending order of the State's liability, the types of obligations are:

- State Debt
- State Supported Debt
- State Guaranteed Debt
- State Moral Obligation Debt
- State and University Revenue Debt
- State Agency Debt
- State Agency Collateralized or Insured Debt
- Municipal Debt
- Industrial Development Bonds

On the following pages, each type of State obligation is briefly discussed and defined. Table 1.1 summarizes Alaska's \$9.3 billion of public debt by type.

In Section II, Alaska issuers of public debt are described, and detailed statistical tables are provided for each issuer.

A. State Debt

State Debt includes revenue anticipation notes (RAN's) and general obligation bonds (GOB's). The full faith, credit and resources of the State are pledged to the payment of principal and interest on this debt. If future State revenues are insufficient to make the required principal and interest payments to bondholders and noteholders, the State is legally required by its contract with bondholders and noteholders to raise taxes in order to meet these obligations.

1. Revenue Anticipation Notes (RAN's)

Short-term State borrowing in anticipation of revenues is permitted under AS 43.08.010. RAN's may be issued and renewed from time to time, but all such notes, renewals and interest thereon shall be paid from revenues by the end of the fiscal year following the year in which the notes were issued. The full faith, credit, resources, and taxing power of the State are pledged to the payment of RAN's and interest thereon. To further secure such payment, and if necessary to effect advantageous borrowing to the State, collateral may also be pledged.

There are no State RAN's issued or outstanding at June 30, 2009.

2. General Obligation Bonds (GOB's)

The State Constitution provides that GOB's must be authorized by law and ratified by the voters. Generally, the Constitution permits authorization of GOB's only for capital improvements. The legal provisions regarding GOB's are contained in Section 8, Article IX of the Alaska Constitution and AS 37.15, the State Bonding Act. The amount and timing of a bond sale must be approved by the State Bond Committee. There is no statutory limit on the amount of State GOB's that may be authorized. \$151,639,941 in authorized GOB's remain unissued at June 30, 2009.

The State has issued GOB's 51 times since statehood, raising almost \$2.2 billion. In addition, the State assumed the outstanding debt of the Territory of Alaska as GOB's of the State. In 1959, the Territorial debt was \$2.9 million. As of June 30, 2009, the State had \$502.8 million in GOB's outstanding.

In April 2003 the State Bond Committee sold State of Alaska GOB's Series A \$359.1 million and Series B \$102.8 million. The Series B bonds are eligible for federal reimbursement of debt service. Accordingly, in

addition to the general obligation pledge of the State of Alaska, this portion of the bonds also have a pledge of the Federal Highway Administration receipts of the State.

The interest cost on State bond issues is determined by several factors, the major factor being the general level of interest rates in the economy. However, the credit rating assigned to an issuer and the investor perception of credit worthiness are also important factors. The State's credit rating improved from Baa1/A in 1973 to Aa2/AA+/AA in 2009. A significant factor behind the credit rating is the value and extended life of the State's oil-based revenues combined with significant reserve positions and slow steady economic growth.

B. State Supported Debt

State Supported Debt is debt for which the ultimate source of payment is, or may include, appropriations from the State's General Fund. The debt does not have the full faith and credit of the State pledged to it but, it may have the full faith and credit of another public issuer, as in the case of municipal school debt.

State Supported Debt is not considered debt under the Alaska Constitution because the State's payments on the debt obligations, even if they are the subject of a contractual commitment, are subject to annual legislative appropriation. As a result, voter approval of such debt is not required.

State Supported Debt includes lease-purchase financing obligations (structured as certificates of participation (COP's)), the share of municipal G.O. bonds issued for school construction which is reimbursable by the State, the portion of university or municipal G.O. bonds issued for certain capital projects which is reimbursable by the State, and Capital Leases the State has entered for the Atwood Office Building and Parking Garage with AHFC and the Anchorage Jail with the Municipality of Anchorage. Additionally, in January 2009 the State entered into a lease supporting \$244.3 million of bonds issued to fund the Goose Creek Correctional Center.

Historically, State Supported Debt has been authorized by voter referendum as in the case of municipal school debt, by law as in the case of the University, by legislative resolution pursuant to AS 37.05.280 (now repealed) as in the case of ASHA, and by action of the State Bond Committee as in the case of some COP's.

In 1986, legislation increased legislative control over lease-financing. Chapter 106, SLA 1986, effective January 1, 1988, requires approval by law of any executive branch lease-financing agreements with annual lease payments exceeding \$1 million. Chapter 73, SLA 1992, effective September 14, 1992, adds the requirement of approval by law of leases with total lease payments exceeding \$10 million. Chapter 75, SLA 1994, effective June 7, 1994, generally requires prior legislative approval of all lease-purchase agreements, other than the refinancing of outstanding balances on existing lease purchase agreements and certain University of Alaska transactions.

At June 30, 2009, State Supported Debt was \$1,349.8 million as shown in Table 1.1.

C. State Guaranteed Debt

In the 1982 general election, voters approved an amendment to Article IX, Section 8 of the Alaska Constitution that permits the State to guarantee unconditionally as a general obligation of the State, the payment of principal and interest on revenue bonds issued by AHFC for the purpose of purchasing mortgage loans made for residences of qualifying veterans. This is the only purpose for which State Guaranteed Bonds may be issued. Because the bonds are general obligations of the State, they must be authorized by law, ratified by the voters, and approved by the State Bond Committee. In five elections from 1982 through 2002 voters approved propositions authorizing \$2.7 billion of State Guaranteed Bonds for veterans' mortgages.

These bonds are known to investors as "double-barreled" because there are two distinct forms of security behind the bonds. Their first lien is on the revenue stream generated by payments on the mortgage loans made from bond sale proceeds. Additional security to bondholders is provided by the general obligation pledge of the State to make the required debt service payments in the event that revenues are insufficient. In recognition of the creditworthiness of the veterans' bonds, they have been rated AAA; higher than the State G.O. bonds.

The constitutional amendment permitting the State general obligation pledge on veterans' mortgage bonds was necessary only to gain tax-exempt status for the bonds. The Mortgage Subsidy Bond Tax Act passed by Congress in 1980 restricted the ability of states or public corporations to sell tax-exempt housing bonds above specified ceilings unless they were also general obligations of the issuing state and the proceeds were used for housing loans for veterans. After the 1980 legislation and before the 1982 constitutional amendment, AHFC had been issuing more expensive taxable bonds for veterans' as well as non-veterans' loans.

Because of the strong support behind the bonds, independent of the State's general obligation pledge, this debt is not counted by the rating agencies as general obligation debt. However, if problems in meeting debt service on veterans' bonds were to arise, the bonds would be treated as general obligation debt for credit rating purposes.

At June 30, 2009, State Guaranteed Debt was \$383.9 million, as shown on Table 1.1.

D. State Moral Obligation Debt

This type of debt consists of bonds issued by State agencies which are secured, in part, by a reserve fund to which is attached a discretionary replenishment provision. Such a reserve fund is typically called a capital reserve fund. The discretionary replenishment provision typically reads:

The chairman of the authority (or corporation) shall annually, no later than January 1, certify in writing to the Governor and the Legislature the amount, if any, required to restore the capital reserve fund to the capital reserve fund requirement. The Legislature may appropriate to the authority (or corporation) the amount certified by the chairman of the authority (or corporation). Nothing in this section creates a debt or liability of the state.

A capital reserve fund is generally equal in size to the maximum amount of debt service required in any year. Alaska's discretionary replenishment provision means that if the reserve fund should fall below its required level, the State Legislature may, but is not legally required to, appropriate funds sufficient to restore the capital reserve fund to its required level. The most likely reason that such a reserve fund would fall short of the required level is if agency revenues were insufficient to meet a given debt service payment and the reserve fund had to be used to make the payment.

The authority to issue moral obligation bonds is contained in the enabling legislation of Alaska Aerospace Development Corporation, Alaska Housing Finance Corporation, Alaska Industrial Development and Export Authority, Alaska Student Loan Corporation, Alaska Municipal Bond Bank, and Alaska Energy Authority. Such authority is not granted to the other State agencies.

At June 30, 2009, State Moral Obligation Debt was \$1,250.0 million, as shown in Table 1.1.

E. State Revenue and University Debt

This type of debt Issued by the State on behalf of the Sportfish Program and the Alaska International Airport System or by the University is secured only by revenues derived from the issuing enterprise. Revenue Debt is not a general obligation of the State or the University and does not require voter approval. Such debt is authorized by law and issued by the University or by the State Bond Committee. This type of debt includes International Airports Revenue Bonds, Sport Fish Revenue Bonds, various University Revenue Bonds and Notes, and Toll Facilities Revenue Bonds.

At June 30, 2009, State Revenue and University Debt was \$767.5 million, as shown on Table 1.1.

F. State Agency Debt

State Agency Debt is secured by revenues generated from the use of bond proceeds or the assets of the agency issuing the bonds. The debt is not a general obligation of the State nor does the State provide security for the debt in any other manner, i.e., by appropriations, guarantees, or moral obligation pledges. The State has, however, appropriated funds to subsidize the interest rate to the borrower in the case of much of the AHFC debt listed as State Agency Debt in Table 1.1.

Nevertheless, if default threatened on any such State Agency Debt, there is some possibility the State would provide relief. The ties between these agencies and the State -- such as their statutory origin and authority, subjection to the executive budget act and State contracting procedures, cabinet membership on boards, legislative approval of bond issuance, and, most fundamentally, achievement of their missions as a political goal of the State -- may mean that the State has or will take responsibility for such debt even though it has no legal liability. A default on any State Agency Debt would probably affect ratings and interest costs on all State and State Agency and certain municipal debt.

The exception to the expectation of State response in the event of a default is the Tobacco Settlement Asset Backed Bonds issued by the Northern Tobacco Securitization Corporation. These bonds were deliberately structured without any implication of State support to divest the State of a portion of its position with the settlement. Investors in these bonds have received a commensurately higher yield than for other types of State Agency Debt.

At June 30, 2009, State Agency Debt was \$744.4 million, as shown on Table 1.1.

G. State Agency Collateralized or Insured Debt

As security for this type of debt, the State agency pledges mortgage loans or other securities which may be 100% insured or guaranteed by another party of superior credit standing. This upgrades the credit rating on the debt and lowers the interest cost. It also makes very remote any likelihood of the State having to assume responsibility for the debt. The details of such debt are explained in the section on AHFC.

At June 30, 2009, State Agency Collateralized or Insured Debt was \$2,698.0 million, as shown on Table 1.1.

H. Municipal Debt

Political subdivisions within the State of Alaska are termed "municipalities." The five categories of municipality are home rule city, general law city, home rule borough, general law borough, and unified municipality.

Alaska municipalities had 2.4 billion in general obligation bonds outstanding at June 30, 2009. Alaska municipalities' general obligation debt has increased several hundred million over the last five years, but still remains below its peak of \$2.67 billion reached in 1986.

In addition to general obligation debt that is supported by local taxes, cities and boroughs may issue debt that is supported by the revenues generated by the project financed through the issuance of debt. At June 30, 2009, approximately \$874.4 million in municipal revenue bonds was outstanding. These revenue bonds accounted for 26.5% of all local debt outstanding in Alaska.

I. Industrial Development Bonds (IDB's)

The City of Valdez, Alaska issued approximately \$1.7 billion of Industrial Development Bonds (IDB's), from 1976 - 1986, to finance construction of the Trans Alaska Pipeline System. These bonds, repaid solely by revenues from major oil companies, are not obligations of the State of Alaska or the City of Valdez. These Industrial Development Bonds are not included in the amounts of Alaska public debt in this publication.

TABLE 1.1
State and State Agency Debt by Type at 6/30/09
 \$ (millions)

	principal outstanding	interest to maturity	total debt service to maturity
State Debt			
State of Alaska General Obligation Bonds	\$ 502.8	\$ 201.8	\$ 704.6
State Supported Debt			
Lease-Purchase Financings	51.4	11.8	63.2
State Reimbursement of Municipal School Debt Service	920.6	354.7	1,275.3
State Reimbursement of capital projects	50.1	32.8	84.8
Capital Leases	327.7	248.6	576.3
Total State Supported Debt	<u>1,349.8</u>	<u>647.9</u>	<u>1,999.6</u>
State Guaranteed Debt			
Alaska Housing Finance Corporation State Guaranteed Bonds (Veterans' Mortgage Program)	<u>383.9</u>	<u>295.7</u>	<u>679.6</u>
State Moral Obligation Debt			
Alaska Municipal Bond Bank:			
1976 General Resolution General Obligation Bonds	231.2	85.7	316.9
2005 General Resolution General Obligation Bonds	285.3	138.2	423.5
1998-2004 General Revenue Bonds	59.7	37.0	96.7
Alaska Energy Authority:			
Power Revenue Bonds #1 through #5	113.7	46.7	160.4
Utility Revenue Bonds (Including Refundings City and Borough of Sitka)	37.5	14.3	51.8
Alaska Student Loan Corporation Student Loan Revenue Bonds	429.9	201.6	631.5
Alaska Student Loan Corporation Student Capital Project Revenue Bonds	92.7	16.2	108.9
Total State Moral Obligation Debt	<u>1,250.0</u>	<u>539.8</u>	<u>1,789.8</u>
State Revenue Debt			
Sportfish Revenue Bonds	57.7	24.4	82.1
International Airports Revenue Bonds	<u>581.8</u>	<u>321.3</u>	<u>903.1</u>
University of Alaska Debt			
University of Alaska Revenue Bonds	105.8	49.1	154.9
University Indebtedness to AK Housing Finance Corporation (5)	19.6	2.9	22.5
Note Payable - Endowment Investment Property	0.0	0.0	0.0
Installment Contracts	2.6	0.3	3.0
Total University of Alaska Debt	<u>128.0</u>	<u>52.3</u>	<u>180.4</u>
Total State Revenue and University Debt	<u>767.5</u>	<u>398.1</u>	<u>1,165.6</u>
State Agency Debt			
Alaska Housing Finance Corporation:			
Commercial Paper	150.0	N/A	150.0
Alaska Municipal Bond Bank Coastal Energy Loan Bonds	11.0	0.0	11.0
Alaska Railroad	196.0	64.0	260.0
Northern Tobacco Securitization Corporation			
2000 & 2001 Tobacco Settlement Asset-Backed Bonds	387.4	559.6	947.0
Total State Agency Debt	<u>744.4</u>	<u>623.6</u>	<u>1,368.0</u>
State Agency Collateralized or Insured Debt			
Alaska Housing Finance Corporation:			
Collateralized Home Mortgage Bonds & Mortgage Revenue Bonds:			
1997 Through 2009 (First Time Homebuyer Program)	1,259.4	1,135.5	2,394.9
General Mortgage Revenue Bonds 1999 through 2002	230.9	261.8	492.7
Housing Development Bonds 1999 through 2004	293.4	230.9	524.3
General Housing Purpose Bonds 1992 and 2003 and 2005	290.6	244.2	534.8
Government Purpose Bonds 1997 & 2001	162.5	60.0	222.5
State Capital Project Bonds, 2002-2007	263.1	161.7	424.8
State Building Lease Bonds, 1999 Series A	6.0	0.5	6.5
Alaska Industrial Development and Export Authority:			
Revolving Fund and Refunding Revolving Fund Bonds	111.2	11.3	122.5
Power Revenue Bonds, First Series (Snettisham Hydro Project)	80.9	67.1	148.0
Total State Agency Collateralized or Insured Debt	<u>2,698.0</u>	\$ <u>2,173.0</u>	\$ <u>4,871.0</u>
Total State and State Agency Debt	<u>7,696.5</u>		
Municipal Debt			
School G.O. Debt	1,310.2	\$ N/A	\$ N/A
Other G.O. Debt	1,113.4	N/A	N/A
Revenue Debt	874.4	N/A	N/A
Total Municipal Debt	<u>3,297.9</u>		
Less: State Reimbursable School Debt Reported by Municipalities	-920.6		
Less: State Capital Leases Reported by Conduit	-327.7		
Less: Alaska Municipal Bond Bank debt included in municipal debt *	-410.4		
Total Alaska Public Debt	<u>\$ 9,335.7</u>		

TABLE 1.1 (Continued)
State and State Agency Debt by Type at 6/30/09

NOTES

- 1. University debt owed to AHFC is double counted in detail, but eliminated from Total Alaska Public Debt
 - * Reimbursable school G.O. debt is included in "state supported debt"
 - Capital Leases are included in State Agency Collateralized or Insured Debt
 - State Reimbursement of Capital Projects is included in University and Municipal Debt
- Sources: 2009 annual reports and financial statements of AHFC, AMBBA, AIDEA, AEA, U of A, AKRR, and directly from agencies.

II. Issuers of Alaska Public Debt

In Section I, the nine types of Alaska public debt are described. In this section, the issuers of Alaska public debt are described. Issuers include the State, State Agencies and University, and Municipalities.

At June 30, 2009, total public debt of Alaska issuers stood at \$9.3 billion, as follows:

	\$ <u>(millions)</u>
State of Alaska Revenue and GO Debt	1,142.3
State Supported Debt	1,349.8
State Agencies and University Debt	5,204.3
Municipalities Debt	3,298.0
Less duplicate reporting *	(1,658.7)
Total Alaska Public Debt	\$ <u>9,335.7</u>

* \$410.4 million of Alaska Municipal Bond Bank debt issued to purchase municipal debt, \$920.7 million State reimbursable debt, and \$327.7 million in capital leases.

A. State of Alaska

State debt includes general obligation bonds, International Airport System revenue bonds, sport fish revenue bonds, toll facility revenue bonds, and revenue anticipation notes.

1. General Obligation Debt

Tables 2.1-2.5 below summarize the State's general obligation debt issued and outstanding.

TABLE 2.1
General Obligation Bonds Annual Debt Service
 \$ (thousands)

	<u>payments due during year ending 6/30/09</u>		
balance outstanding at 6/30/09	principal	interest	total
\$502,845	\$ 26,220	\$ 17,645	\$ 43,865

Source: Department of Revenue bond documents

TABLE 2.2
General Obligation Bonds Authorized, Issued, and Outstanding
 \$ (thousands)

fiscal year	authorized	issued	outstanding at 6/30
1957	\$ 2,932	-	-
1958	-	\$ 1,290	\$ 1,290
1959	-	1,642	2,932
1960	-	-	2,902
1961	30,500	-	2,806
1962	-	13,975	23,405
1963	17,325	14,429	30,336
1964	-	7,865	37,614
1965	7,000	-	36,737
1966	-	-	35,535
1967	62,585	31,585	65,872
1968	13,185	26,000	90,094
1969	44,700	19,000	105,333
1970	-	32,231	133,834
1971	146,200	69,380	195,203
1972	-	53,445	238,943
1973	124,500	47,000	274,578
1974	-	31,000	293,114
1975	189,575	112,300	392,508
1976	-	82,915	462,923
1977	200,981	80,000	530,008
1978	-	85,000	596,213
1979	271,355	100,000	670,503
1980	-	-	631,723
1981	289,712	125,000	701,178
1982	-	200,000	842,413
1983	-	185,000	946,183
1984	-	78,000	924,008
1985	-	-	816,148
1986	(993)	-	706,883
1987	-	-	598,503
1988	-	-	489,818
1989	(2,500)	-	386,091
1990	-	-	290,531
1991	-	-	213,032
1992	-	-	159,383
1993	-	-	108,020
1994	-	-	78,192
1995	-	-	57,971
1996	-	-	39,101
1997	-	-	24,206
1998	-	-	10,891
1999	-	-	2,376
2000	-	-	-
2001	-	-	-
2002	-	-	-
2003	463,525	461,935	461,935
2004	-	-	461,935
2005	-	-	438,370
2006	-	-	414,250
2007	-	-	389,505
2008	-	-	364,065
2009	315,050	165,000	502,845
Total	\$ 2,175,632	\$ 2,023,992	

Source: Department of Administration, Comprehensive Annual Reports and Department of Revenue bond documents.

TABLE 2.3
General Obligation Bond Sales Since 1973

date of bonds	average life in years	effective interest rate	underlying ratings Moody's, Standard & Poor's, & Fitch Ratings
Jan. 13, 1973	15.30	5.12%	Baa1/A
Jan. 13, 1973	14.80	5.10%	Baa1/A
Aug. 1, 1973	16.70	5.80%	Baa1/A
Sept. 1, 1974	15.60	6.85%	A1/A
Feb. 1, 1975	14.60	5.98%	A1/A+
May 1, 1975	15.10	6.52%	A1/A+
Oct. 1, 1975	12.50	6.85%	A1/A+
Mar. 1, 1976	9.50	5.86%	A1/A+
July 1, 1976	9.50	5.80%	A1/A+
Feb. 1, 1977	9.50	5.08%	A1/A+
Oct. 1, 1977	7.00	4.50%	A1/A+
Apr. 1, 1978	7.00	4.86%	A1/A+
Jan. 1, 1979	5.50	5.52%	A1/A+
May 1, 1979	5.50	5.59%	A1/A+
July 1, 1980	5.50	5.76%	Aa/AA-
Apr. 1, 1982	5.00	9.98%	Aa/AA-
Nov. 1, 1982	5.00	7.72%	Aa/AA-
Oct. 1, 1983	5.00	7.47%	Aa/AA-
May 1, 1994	2.30	4.88%*	Aa/AA/AA
April 1, 2003	9.09	3.84%*	Aa2/AA/AA
April 14, 2009	12.22	4.06%	Aa2/AA+/AA

Source: Department of Administration and Department of Revenue

* True interest cost

TABLE 2.4
General Obligation Bond Issues \$ (thousands)

date	purpose	amount issued	ANIC ¹
June 1, 1958 ²	University of Alaska	\$ 1,290	2.97%
Aug. 1, 1958 ²	Military	65	3.09%
Dec. 1, 1958 ²	University of Alaska	537	3.51%
Dec. 1, 1958 ²	Military	1,040	3.25%
July 1, 1961	Transportation	12,500	3.56%
July 1, 1961	University of Alaska	1,200	3.54%
July 1, 1961	Airport	275	3.00%
July 1, 1962	Transportation	5,500	3.56%
July 1, 1962	University of Alaska	800	3.23%
July 1, 1962	Airport	275	2.94%
July 1, 1962	Hospital	354	2.94%
April 1, 1963	University of Alaska	2,650	3.33%
April 1, 1963	Education	2,700	3.33%
April 1, 1963	Airport	1,550	3.33%
April 1, 1963	Education	600	3.10%
Jan. 1, 1964	Various	7,865	3.56%
Oct. 1, 1966	Various	12,485	3.75%
Oct. 1, 1966	Various	2,600	3.75%
May 1, 1967	Various	16,500	4.50%
Sept. 1, 1967	Transportation	10,500	4.90%
April 1, 1968	Various	15,500	5.18%
Oct. 1, 1968	Various	10,500	5.24%
May 1, 1969	Transportation	8,500	5.73%
July 1, 1969	Various	10,500	5.69%
Sept. 1, 1969	Various	8,200	5.62%
Oct. 1, 1969	University	2,030	3.00%
Mar. 1, 1970	Various	11,501	5.49%
July 1, 1970	Various	12,900	5.91%
Sept. 1, 1970	Various	11,325	5.87%
Feb. 1, 1971	Various	21,325	5.07%
June 1, 1971	Various	18,880	6.03%
June 1, 1971	University	3,750	6.04%
June 1, 1971	University	1,200	6.00%
Feb. 1, 1972	Various	23,445	5.23%
May 1, 1972	Various	30,000	5.15%
Jan. 1, 1973	Transportation	20,000	5.12%
June 1, 1973	Various	27,000	5.10%
Aug. 1, 1973	Various	31,000	5.80%
Sept. 1, 1974	Various	30,000	6.85%
Feb. 1, 1975	Various	40,300	5.98%
May 1, 1975	Various	42,000	6.52%
Oct. 1, 1975	Various	42,915	6.85%
March 1, 1976	Various	40,000	5.86%
July 1, 1976	Various	40,000	5.80%
Feb. 1, 1977	Various	40,000	5.08%
Oct. 1, 1977	Various	40,000	4.50%
April 1, 1978	Various	45,000	4.86%
Jan. 1, 1979	Various	40,000	5.52%
May 1, 1979	Various	60,000	5.59%
July 1, 1980	Various	125,000	5.76%
April 1, 1982	Various	200,000	9.98%
Nov. 1, 1982	Various	185,000	7.72%
Oct. 1, 1983	Various	78,000	7.47%
May 1, 1994	Refunding	46,620	4.88%
April 1, 2003	Various	461,935	3.84%
April 14, 2009	Transportation	165,000	4.06%
Total ³		\$ 2,023,992	

¹ ANIC - Average Net Interest Cost, until October 1, 1983, TIC since

² State assumed obligation of Territory.

³ Excluded May 1, 1994 refunding bonds

Source: State Bond Committee records.

TABLE 2.5
General Obligation Debt
Issued by Purpose
 \$(thousands)

purpose	amount issued	percentage
Transportation	\$ 933,463	46.1%
Education	623,922	30.8%
Water and Sewer	135,640	6.7%
Fish, Game, and Recreation	93,099	4.6%
Public Safety (Fire and Corrections)	86,544	4.3%
Flood Control and Harbor Development	75,790	3.7%
Health and Housing	75,534	3.7%
Total	\$ 2,023,992	100.0%

Source: Bonded Debt Service, State of Alaska.

2. Lease-Purchase Financing

a. General

Lease-purchase financing involves the issuance, by a lessor, of debt which is secured by the lease payments from the lessee (State) and by the leased facilities.

Lease-purchase obligations and capital leases may provide for the acquisition of the property by the lessee by the end of the lease. Alternatively, the term of the lease, the lease payments, or purchase option price are such that the lessee (State) is considered the owner of the property for accounting, credit, or federal tax purposes from the outset of the lease. As a result, the interest portion of the lease payments is treated as tax-exempt interest income under the federal income tax.

A lease-purchase financing obligation may take the form of either revenue bonds or certificates of participation. In cases where the State is the lessee, the fact that the lease payments are subject to annual appropriations precludes the obligations from being considered State debt under the Constitution and thus requiring voter approval. However, because the debt obligation is paid from the State's General Fund, these obligations are counted by the rating agencies in measuring the State's debt burden.

b. Certificates of Participation (COP's)

Certificates of participation in rent (COP's) are similar to lease revenue bonds. The certificates represent fractional interests or shares in lease payments from lessees, in this case the State, and are sold to finance construction or purchase of the leased facilities. The issuer can be a private developer, public agency, or other party acting as lessor. It can be the State itself, utilizing a trustee to hold title to the property and serve as lessor.

COP's are payable solely from the annual lease payments made by the State. These payments are subject to legislative appropriation. Therefore, COP's are not considered State debt and are not subject to voter approval.

c. Capital Leases

The State is a lessee in four facilities that qualify as capital leases and have associated lease financing, the Atwood Building and parking garage financed by general obligation bonds of the Alaska Housing Finance Corporation, the Anchorage Jail financed by lease revenue bonds of the Municipality of Anchorage, and the Goose Creek Correctional Facility financed by lease revenue bonds of the Matanuska Susitna Borough. In these financings, legislation authorized the leases to be pledged as security. The State may acquire the Atwood

Building at the term of the lease, the State will own the Goose Creek Correctional Facility at the term of the lease, and the State will pay the full cost of the constructing the Anchorage Jail. Accordingly, the financings qualify as lease-purchase from an accounting, credit, or federal tax standpoint. In other state facility leases, the leases do not qualify as lease-purchases, and are called operating leases.

The following Table 2.6 summarizes issued and outstanding COPs.

TABLE 2.6
State of Alaska Lease-Purchase Financing
Outstanding \$ (thousands)

<u>Certificates of Participation (COP's)</u>				
	date	amount issued	6/30/2009	final maturity
Alaska Psychiatric Institute	4/15/2002	16,000	10,825	7/15/2016
Seafood and Food Safety Lab	8/1/2003	14,145	10,185	1/15/2019
Refunding Certificates of Participation 2005 A (1)	1/15/2005	25,725	10,190	2/15/2013
State Virology Laboratory Facility 2005 B	10/1/2005	24,000	20,215	2/1/2021
Total Certificates of Participation		<u>\$ 79,870</u>	<u>\$ 51,415</u>	

¹ The Fairbanks Courthouse and Palmer Fire Facility as well as portions of the Soldotna Maintenance Facility and Anchorage Health Lab were refunded in 2005
Source: Department of Revenue official statements

International Airport System Revenue Bonds

Bonds have been issued to finance improvements to the State's two international airports and are secured by a first lien on gross revenues derived from airport operations. The Commissioner of Transportation and Public Facilities is required by each bond resolution to fix and collect fees, charges, and rentals for the use of facilities of the International Airports sufficient each year to provide adjusted net revenues at least equal to 125 percent of debt service requirements during that year. Table 2.8 indicates that over the past ten fiscal years, adjusted net revenues have exceeded the amount required to pay debt service. In 2009, the State entered into a new rate and fee agreements with air carriers using the airports. The rents and fees calculated according to the agreements are airline terminal building rental rates, landing fees, international terminal docking fees, passenger loading bridge fees, and charges relating to federal inspection services. The agreements also establish procedures for review and adjustment of airline rents and fees for each fiscal year to ensure that revenues are sufficient to meet operations and maintenance expenses, debt service requirements of the revenue bonds and other funding requirements established by the resolution authorizing issuance of the revenue bonds.

The Alaska International Airport System bonds carry ratings of Aa3 by Moody's and AA- by Fitch Ratings.

The following Tables 2.7 and 2.8 provide additional information on the Airport Revenue Bonds.

TABLE 2.7
International Airports System
Debt Issued and Outstanding
 \$ (thousands)

revenue bonds	date	amount issued	outstanding at 6/30/09	interest rate (%)	final maturity
Series A	6/1/1968	\$ 7,000	-	5.69	6/1/1988
Series B	6/1/1969	2,225	-	6.39	6/1/1989
Series C	6/1/1971	6,500	-	7.23	6/1/1996
Series D	6/1/1973	8,500	-	5.85	6/1/1998
Series E	2/1/1975	10,600	-	7.48	6/1/1992
Series F	8/1/1983	28,000	-	9.46	8/1/1999
Series G	10/1/1986	38,000	(defeased)	7.80	10/1/2015
Series H	8/1/1993	15,690	-	4.50	10/1/1999
Series I	8/1/1993	34,755	(defeased)	5.67	10/1/2015
Series 1999 A	1/15/1999	162,500	122,910	4.99	10/1/2024
Series 1999 B	1/15/1999	16,675	4,545	4.87	10/1/2015*
Series 1999 C	10/1/1999	25,000	19,535	6.05	10/1/2024
Series 2002 A	4/1/2002	13,060	-	4.59	10/1/2007
Series 2002 B	4/1/2002	127,720	27,640	5.47	10/1/2015*
Series 2003 A	12/3/2003	73,025	53,190	4.64	10/1/2022
Series 2003 B	12/3/2003	21,900	21,900	5.12	10/1/2028
Series 2006 A	12/3/2003	118,975	106,770	4.41	10/1/2022
Series 2006 B	12/3/2003	70,760	70,760	4.61	10/1/2027
Series 2006 C	12/3/2003	50,000	-	Variable	10/1/2030
Series 2006 D*	12/3/2003	104,860	104,595	4.47	10/1/2027
Series 2009 A	1/6/2009	50,000	50,000	Variable	10/1/2030
Total Bonds		<u>\$ 935,745</u>	<u>\$ 581,845</u>		

The 2006 D bonds refunded portions of the 1999 B and 2002 B bonds shortening the final maturity

Source: State of Alaska financial statements, International Airports.

TABLE 2.8
International Airports System Revenue Bonds

fiscal year	net revenue (\$ millions)	debt service (\$ millions) ¹	ratio net revenues to debt service ²
1983	7.7	2.4	3.23
1984	9.1	1.5	6.16
1985	20.1	6.0	3.42
1986	22.4	5.5	4.10
1987	20.1	6.9	2.90
1988	28.9	8.3	3.47
1989	30.9	8.6	3.59
1990	21.4	8.6	2.49
1991	18.1	8.6	2.10
1992	12.0	8.6	1.41
1993	10.5	7.6	1.38
1994	10.6	2.8 ³	3.79
1995	15.6	5.6	2.79
1996	17.9	5.7	3.14
1997	19.7	5.7	3.46
1998	20.7	5.7	3.63
1999	16.3	5.7	2.86
2000	18.7	4.8	3.90
2001	37.4	12.8	2.92
2002	30.5	15.2	2.01
2003	33.9	17.6	1.93
2004	33.0	22.1	1.49
2005	48.7	31.1	1.57
2006	43.7	32.4	1.35
2007	58.4	45.4	1.29
2008	62.7	49.1	1.28
2009	27.2	17.9	1.52

1 Required coverage of 1.3 until 1999.

2 Since 1999 coverage of 1.25 is required.

Excludes debt service bonds which are defeased

Source: AIAS, Comprehensive Annual Report

3. Revenue Anticipation Notes (RAN's)

There have been no RAN's issued.

4. Toll Facilities' Revenue Bonds

Legislation enacted in 1984 authorizes the issuance of State revenue bonds for toll bridges, tunnels, highways, roads, crossings, and causeways. Under AS 37.15.610, the maximum amount of toll facilities bonds that may be issued is \$500 million. No bonds have been issued. Legislative approval of bonds to be issued and an appropriation of bond proceeds are required before any project proceeds.

Section 5 of Chapter 165, SLA 1988 mandates the construction of the Copper River highway as a toll facility subject to the availability of certain federal funds. The possible use of revenue bonds to finance all or part of the project has not been determined or approved by the Legislature.

B. State Agencies (Alphabetically)

1. Alaska Aerospace Development Corporation

The Alaska Aerospace Development Corporation was created in 1991 as a public corporation of the State. It is located for administrative purposes within the Department of Commerce and Economic Development and affiliated with the University of Alaska but with a separate and independent legal existence. The purpose of the Corporation is to allow the State to take a lead role in the exploration and development of space, to enhance human and economic development, to provide a unified direction for space-related economic growth, education, tourism, research development, and improve the entrepreneurial atmosphere in the State.

The Corporation may issue moral obligation bonds and otherwise incur indebtedness in order to pay the cost of a project or projects to construct or improve launch facilities or other space and aerospace projects or in order to provide money for the Corporation's purposes. Original bond issues in excess of \$1,000,000 each calendar year must have legislative approval. In addition, legislative approval is required if the annual debt service on all outstanding bonds issued and bonds proposed to be issued exceeds \$1,000,000 in a fiscal year. The Corporation has not issued any bonds.

2. Alaska Energy Authority

The Alaska Energy Authority (AEA) was created by the Alaska State Legislature in 1976 to finance, construct, and operate power production and transmission facilities. In May of 1993, the Alaska Legislature passed a bill which set in motion a fundamental change in the State's role in energy programs and oversight of State owned power projects.

In May of 1993, Governor Hickel signed legislation that substantially revised the duties and responsibilities of the independent corporate entity that was AEA and created a new Division of Energy within the Department of Community and Regional Affairs. Effective August 18, 1993, this new division took on the Authority's rural programs and planning as well as the responsibility and management for a number of small electrical and waste heat recovery systems located throughout Alaska. The Board of the Alaska Industrial Development and Export Authority (AIDEA) also became the Board of AEA and the ability to have employees was eliminated. AEA continues to exist as a public corporation responsible for, among other things, its outstanding bonds, but its ability to construct and acquire projects was eliminated.

From 1993 through mid-1999 AEA existed for the purpose of owning and operating power production and transmission facilities with original costs in excess of \$1 billion. AEA's assets currently include the Bradley Lake and Larsen Bay hydroelectric projects and the Alaska Intertie. The Four Dam Pool hydroelectric facilities (Swan Lake, Tyee Lake, Terror Lake and Solomon Gulch) were sold in January 2002.

Pursuant to legislation effective July 1, 1999, rural energy programs previously administered by the former Department of Community and Regional Affairs, Division of Energy, were transferred to AEA for administration as part of a larger reorganization of state agencies. Five general energy programs, including the rural energy programs originally part of AEA prior to the 1993 reorganization, comprising more than twenty smaller programs were moved to AEA.

a. Debt Issued and Outstanding

Legislation that became effective in August, 1981 established an Energy Program for Alaska administered by AEA. Under the Energy Program, AEA was able to acquire or construct power projects with money appropriated by the Legislature to the Power Development Fund. Debt issued under the Energy Program was secured by power sales contracts which provided that each project constructed under the program bears charges to service the debt based on its pro-rata share of the construction costs of all projects of the program.

AEA issued short-term debt in the amount of \$200 million to finance construction of three hydroelectric projects known as the Four Dam Pool Hydroelectric Projects under the Energy Program for Alaska. In 1984, a State appropriation was enacted to the Department of Commerce and Economic Development for a loan to AEA to refinance the short-term debt. A loan agreement eventually totaling \$192,847,000 was executed on September 27, 1984 to meet the following maturities of the short-term debt:

In 1982, AEA assumed \$44,858,858 of debt payable to the Rural Electrification Association (REA) in connection with the Solomon Gulch hydroelectric project, the fourth dam in the Four Dam Pool. At the same time that AEA assumed the REA debt, it deposited an amount with a trustee sufficient to defease the debt.

Legislation enacted into law in 1985 exempted Four Dam Pool wholesale power rates from provisions of the Energy Program for Alaska that tie rates to total debt issued under the program. As a result, power sales agreements effective October 28, 1985 were signed that provided the means for AEA to repay the State loans.

A new loan agreement for \$187,480,249 effective concurrently with the power sales agreements was executed providing for repayment of State loans at approximately 6 percent interest with a 45-year term. On September 22, 1986, the State lent AEA an additional \$1 million under the loan agreement to reimburse local communities for their costs in negotiating the power sales agreements. The loan was secured by the hydroelectric facilities of the Pool and any AEA revenues from power sales from the facilities.

In January 2002, pursuant to legislation enacted in 2000 and 2001, the Four Dam Pool projects were sold to The Four Dam Pool Power Agency, a joint action agency. At the time of sale the Agency's membership was composed solely of the utilities that purchase power from the Four Dam Pool projects. Under the terms of the Sale, the Agency was assigned all of AEA's interest and assumed all of AEA's obligations in the Four Dam Pool projects and the Power Sales agreement. As part of the transaction, the remaining balance of debt owed to the State was forgiven.

On November 20, 1985, \$267,500,000 of AEA bonds were issued to provide interim financing for a fifth project under the Energy Program for Alaska, the Bradley Lake hydroelectric project. The bonds were general obligations of the Authority and were secured by bank letters of credit and a capital reserve fund. The bonds were retired in fiscal year 1991.

Power Revenue Bonds, First and Second Series, were issued in September, 1989 and August, 1990, respectively. They were used to refund AEA's Variable Rate Demand Bonds for the long term financing of the construction costs of the Bradley Lake Hydroelectric Project.

On April 6, 1999 AEA issued \$59,485,000 of Power Revenue Refunding Bonds, Third Series, for the purpose of refunding \$59,110,000 of the First Series Bonds. The refunded First Series Bonds were called on July 1, 1999.

On April 13, 1999, AEA issued \$30,640,000 of Power Revenue Refunding Bonds, Fifth Series, for the purpose of refunding \$28,910,000 of the First Series Bonds. The refunded First Series Bonds were called on July 1, 1999.

On April 4, 2000, AEA issued \$47,710,000 of Power Revenue Refunding Bonds, Fourth Series, for the purpose of refunding \$46,235,000 of the Second Series Bonds. The refunded Second Series Bonds were called on July 1, 2000.

The bonds related to the Bradley Lake project are general obligations of AEA and have a capital reserve fund backed by the moral obligation of the State of Alaska. The project and all of the revenues derived by AEA from the operation of the Bradley Lake Project and all moneys, securities and funds (except the excess earnings fund), including a capital reserve fund, held or set aside are pledged and assigned to secure the payment of principal, redemption premium, if any, and interest on the Bradley Lake bonds. AEA has covenanted to notify the State Legislature of any failure to maintain the capital reserve fund at its required level. The bonds are further secured by bond insurance. AEA collects from each power purchaser a percentage share of annual project costs. A portion of the outstanding Bradley Lake bonds mature annually each July 1 through the year 2021 with interest rates ranging from 5.0% to 6.25% there are also capital appreciation bonds outstanding.

In 1991, a power sales agreement was signed between AEA and the City of Larsen Bay. Bonds totaling \$855,000 were issued to provide funds to complete the financing and construction of an earth filled dam to generate power for Larsen Bay. The bonds were secured by a letter of credit. In June 2002, all remaining outstanding bonds were defeased and the bonds were called on October 1, 2002.

In May 1992, AEA issued \$56,890,000 of tax-exempt bonds that allowed the City and Borough of Sitka (Sitka) to refinance its 1979 municipal bonds, resulting in significant debt service savings to Sitka. In November 1997, AEA issued \$22,080,000 of tax-exempt bonds to advance refund and defease \$20,145,000 of the Series 1992 bonds (collectively with the Series 1992 bonds, the Sitka Bonds). As of June 30, 2009, the outstanding balance was \$37,455,000.

The Sitka Bonds are special obligations of AEA secured under a trust indenture by and between AEA and US Bank Trust National Association as trustee and are payable solely from the sources provided under the trust indenture. They are equally and ratably secured by a pledge and assignment of the municipal revenue bonds of Sitka held by AEA under the trust indenture, the obligation of Sitka to make payments under its loan agreement with the AEA and the money and securities held under the trust indenture, including a capital reserve fund. AEA has covenanted to notify the State Legislature of any failure to maintain the capital reserve fund at its required level. The bonds are further secured by bond insurance.

The Sitka bonds do not constitute an indebtedness or other liability of the State, including AEA, and do not directly, indirectly or contingently obligate the State, including AEA, or any political subdivision thereof to levy any form of taxation for the payment of the bonds. Neither the full faith and credit nor the taxing power of the State, including AEA, or Sitka is pledged for the payment of the Sitka Bonds.

At June 30, 2009, AEA's outstanding debt was \$151.1 million, as shown below in Table 2.9.

TABLE 2.9
Alaska Energy Authority
Debt Issued and Outstanding
 \$ (thousands)

	date	amount issued	outstanding at 6/30/09	final maturity
Variable Rate Demand Note (Bradley Lake Hydroelectric Project)	9/7/1989	111,755	100	7/1/2021
Power Revenue Bonds, Second Series (Bradley Lake Hydroelectric Project)	8/28/1990	68,445	4,605	7/1/2010
Power Revenue Bonds, Third Series (Bradley Lake Hydroelectric Project)	4/6/1999	59,485	41,315	7/1/2017
Power Revenue Bonds, Fourth Series (Bradley Lake Hydroelectric Project)	4/4/2000	47,710	37,030	7/1/2021
Power Revenue Bonds, Fifth Series (Bradley Lake Hydroelectric Project)	4/13/1999	30,640	30,640	7/1/2021
Utility Revenue Bonds (City and Borough of Sitka)	5/14/1992	56,890	17,030	7/1/2015
Utility Revenue Refunding Bonds (City and Borough of Sitka)	11/25/1997	22,080	20,425	7/1/2020
Total		\$ 397,005	\$ 151,145	

Source: Alaska Energy Authority financial statements.

3. Alaska Housing Finance Corporation

The Alaska Housing Finance Corporation (AHFC) is a public corporation administratively located within the Department of Revenue but with a separate and independent legal existence. AHFC was chartered in 1971 to provide financing for low and moderate income housing and housing located in remote, underdeveloped, or blighted areas of the State. Effective July 1, 1992, the Alaska State Housing Authority (ASHA) was abolished and the duties assigned to it were transferred to the Alaska Housing Finance Corporation. Assets transferred to AHFC totaled \$94.2 million. Liabilities transferred were \$82.8 million, of which \$61 million represented bonds and notes payable.

Since 1980, when AHFC's powers were expanded by removing borrower income restrictions, the Corporation has emerged as a major supplier of mortgage funds in the State, in addition to being the largest issuer of debt (taxable and tax-exempt). Table 3.0 indicates the amounts of AHFC borrowing since 1973.

TABLE 3.0
Alaska Housing Finance Corporation
Debt Issued by Fiscal Year Ending June 30
 \$ (thousands)

fiscal year	debt issued
1973-1980	\$ 655,395
1981-1990	7,065,380
1991	806,104
1992	452,760
1993	200,000
1994	384,060
1995	365,000
1996	365,000
1997	599,836
1998	470,405
1999	92,365
2000	883,435
2001	409,670
2002	884,150
2003	382,710
2004	287,200
2005	412,730
2006	333,675
2007	1,192,873
2008	234,290
2009	287,640
Total	\$ 16,764,678

Source: Alaska Housing Finance Corporation

Includes AHFC sponsored conduit and subsidiary issued debt but not public

The bonds issued by AHFC are secured by the general obligation pledge of the Corporation and mortgages purchased with bond proceeds or, in the case of collateralized debt, by mortgage-backed securities as more fully explained below. AHFC subsidiary issued debt is not secured by the general obligation of the corporation but rather by pledged receipts paid to the state under the Master Settlement Agreement.

Additional security features on various AHFC debt obligations may include federal or private mortgage insurance on individual mortgage loans, mortgage pool insurance, bank loan facility or letter of credit arrangements in the event mortgage prepayments are less than anticipated by the bond redemption schedule, bond insurance, and the full faith and credit guarantee of the State on veterans' mortgage bonds.

a. Federal Tax-Exemption and Ceilings

The Federal Tax Reform Act of 1984 established a ceiling of \$302.5 million, in the case of Alaska, for annual issuance of qualified veterans' mortgage bonds on a tax-exempt basis. The Act also makes more restrictive the definition of those who qualify as veterans.

Since 1980, when the Mortgage Subsidy Bond Tax Act was enacted, Alaska also had been subject to a \$200 million annual ceiling on tax-exemption for qualified mortgage revenue bonds (AHFC Home Mortgage Bonds,

also known as AHFC's first-time home-buyer bonds). AHFC's allocation and usage of PAB is presented in Table 5.4.

b. Bond Authorization

AS 18.56.110(g) which took effect in FY 1982 placed a statutory ceiling on AHFC annual bond issuance for the first time. The annual issuance amount currently authorized is \$1,500 million.

c. Security for Debt

Included in the above amounts are State Guaranteed veterans' bonds which were authorized by law and the voters in the following amounts (in millions):

<u>Authorization Calendar Year</u>	<u>Authorized</u>	<u>Issued as of June 30, 2009</u>
1982	400.0	400.0
1983	500.0	500.0
1984	700.0	700.0
1986	600.0	600.0
2002	500.0	404.9
Total:	<u>3,200.0</u>	<u>2,605.4</u>

As of June 30, 2009, \$95.1 million of state guaranteed bonds remain unissued.

d. Debt Issued and Outstanding

Table 3.1 summarizes AHFC debt issued and outstanding by type of debt.

TABLE 3.1
ALASKA HOUSING FINANCE CORPORATION
Debt Issued and Outstanding by Type of Debt
\$(thousands)

	credit rating (1)	Debt Issued In FY 2009	Total debt issued	debt outstanding 6/30/09
Collateralized HMRB & Mortgage Revenue Bonds	Aaa/AAA/AAA (2)	242,640	2,839,113	\$ 1,259,380
Collateralized Bonds (Veterans Mortgage Program)	Aaa/AAA	45,000	1,740,385	383,865
General Mortgage Revenue Bonds 1999 Series A	Aaa/AAA/AAA	-	302,700	80,870
General Mortgage Revenue Bonds 2002 Series A	Aaa/AAA/AAA	-	150,000	150,000
Housing Development Bonds 1999 Series A-C	Aaa/AAA/AAA	-	56,755	6,810
Housing Development Bonds 2000 Series A&B	Aa2,VMIG 1/AA-,A-1+/AA+,F1+	-	62,450	36,485
Housing Development Bonds 2002 Series A-D	Aaa,VMIG-1/AAA,A-1/AAA,F	-	125,000	71,200
Housing Development Bonds 2004 Series A-C	Aaa,AAA,A/AAA,	-	127,210	74,960
Housing Development Bonds 2004 Series D	Aaa,AAA,A/AAA,	-	105,000	103,940
General Housing Purpose Bonds 1992 Series A	Aa/A+/AA	-	200,000	-
General Housing Purpose Bonds 2003 Series A-B	Aa/A+/AA	-	160,090	-
General Housing Purpose Bonds 2005 Series A	Aaa/AAA/AAA	-	143,235	139,655
General Housing Purpose Bonds 2005 Series B&C	Aaa/AAA/AAA	-	164,495	150,950
Governmental Purpose Bonds 1997 Series A	Aaa/AAA/AAA	-	33,000	20,600
Governmental Purpose Bonds 2001 Series A-D	Aaa,VMIG-1/AAA,A-1+/AAA,F-1+	-	370,170	141,900
State Capital Project Bonds 2002 Series A-C (2)	Aaa/AAA/AAA	-	107,710	72,725
State Capital Project Bonds 2006 Series A	Aaa/AAA/AAA	-	100,890	97,080
State Capital Project Bonds 2007 Series A-B	Aa2/AA/AA+	-	95,525	93,320
State Building Lease Bonds 1999	Aaa/AAA/AAA	-	40,000	6,005
Draw Down Bonds, 2007 A-D (5)	AA	-	132,790	-
Tobacco Settlement Asset-Backed Bonds, Series 2006 A-C(4)	Aa3/A/A+	-	411,988	387,393
Total		\$ 287,640	\$ 7,468,506	\$ 3,277,138

TABLE 3.1 (Continued)
ALASKA HOUSING FINANCE CORPORATION
Debt Issued and Outstanding by Type of Debt
 \$ (thousands)

NOTES:

1 Ratings from Moody's, Standard & Poor's, & Fitch

2 Ratings for Collateralized HMRB & Mortgage Revenue Bonds sold from 2007-2009 are Aa2/AA/AA+

Short-term debt outstanding	Credit rating as of 6/30/2009	Debt issued in FY 2009	Total Debt Issued	Debt outstanding at 6/30/09
Commercial Paper	P-1/A-1+/F-1+	N/A	N/A	150,000
Total				\$ 150,000

e. Collateralized and Insured Bonds

Collateralized bonds, which incorporate the guarantees of the Federal Home Loan Mortgage Corporation (FHLMC), the Federal National Mortgage Association (FNMA), and the Government National Mortgage Association (GNMA), should relieve concern about potential contingent liability to the State for that portion of AHFC indebtedness represented by such bonds. This is particularly reassuring in the case of State Guaranteed bonds (veterans' mortgage program) for which the full faith and credit of the State has been pledged.

The underlying conventional mortgages of AHFC's collateralized bonds issued during part or prior to July 1993 were exchanged for mortgage-backed certificates through FHLMC, FNMA or GNMA. The certificates, and the mortgage payments thereon, are pledged to the bond trustee as security for the bonds. FHLMC, FNMA, and GNMA guarantee that the certificate holder, in this case the bond trustee and thus the bondholders, will receive the principal and interest when due. As of September 1, 1004 all FNMA mortgage-backed certificates were redeemed and replaced by the underlying pooled mortgage loans.

Collateralized bonds lower the cost of funds to AHFC. Collateralized bonds issued after July 1993 are structured to achieve "Triple A" ratings on the basis of the pledged whole loan collateral. Table 3.2 lists collateralized obligations.

TABLE 3.2
Alaska Housing Finance Corporation
Collateralized Debt Obligations
 \$ (thousands)

issue	Tax Status	debt issued	date of bonds	guarantor	06/30/09 debt outstanding
Collateralized Bonds (Veterans Mortgage Program)					
1998 First/Second Series	Exempt	60,000	6/16/1998	*	12,320
1999 First Series	Exempt	110,000	10/28/1999	*	33,320
2000 First Series	Exempt	70,000	6/14/2000	*	17,875
2002 First Series	Exempt	50,000	4/4/2002	*	19,495
2005 First/Second Series	Exempt	160,000	12/29/2005	*	14,140
2006 First Series	Exempt	190,000	9/19/2006	*	185,140
2007 amd 2008 First Series	Exempt	57,885	12/18/2007	*	56,575
2008 Second Series	Exempt	57,885	12/18/2007	*	45,000
Total		755,770			383,865

TABLE 3.2 (Continued)
Alaska Housing Finance Corporation
Collateralized Debt Obligations
\$ (thousands)

issue	Tax Status	debt issued	date of bonds	guarantor	06/30/09 debt outstanding
Collateralized Home Mortgage Bonds & Mortgage Revenue Bonds					
1997 Series A	Exempt	159,999	12/4/1997	*	14,185
1998 Series A	Exempt	70,000	6/17/1998	*	22,795
1999 Series A	Exempt	200,000	11/17/1999	*	71,895
2000 Series A	Exempt	58,315	11/14/2000	*	28,920
2000 Series C	Exempt	68,785	11/14/2000	*	29,745
2001 Series A	Exempt	32,740	10/17/2001	*	18,965
2001 Series B	Exempt	104,450	10/17/2001	*	39,400
2002 Series A	Exempt	170,000	5/16/2002	*	168,275
2006 Series A	Exempt	98,675	1/26/2006	*	83,350
2006 Series B	Exempt	75,000	3/23/2006	*	65,020
2006 Series C	Exempt	75,000	7/20/2006	*	67,405
2007 Series A	Exempt	75,000	5/31/2007	*	75,000
2007 Series B	Exempt	75,000	5/31/2007	*	75,000
2007 Series C	Exempt	89,370	5/31/2007	*	87,215
2007 Series D	Exempt	89,370	5/31/2007	*	89,370
2008 Series A	Exempt	80,880	2/28/2008	*	80,880
2008 Series B	Exempt	80,880	9/30/2008	*	80,200
2009 Series C	Exempt	80,880	5/28/2009	*	80,880
2009 Series B	Exempt	80,880	5/28/2009	*	80,880
Total		<u>1,765,224</u>			<u>1,259,380</u>
General Mortgage Revenue Bonds					
Series 1999	Exempt	302,700	9/28/1999	*	80,870
Series 2002	Exempt	150,000	10/15/2002	*	150,000
Total		<u>452,700</u>			<u>230,870</u>
Governmental Purpose Bonds					
Series 1997	Exempt	33,000	12/3/1997	*	20,600
Series 2001 A,B	Exempt	170,170	8/2/2001	*	141,900
Total		<u>203,170</u>			<u>162,500</u>
Total AHFC Collateralized Debt		<u>\$ 3,176,864</u>			<u>\$ 2,036,615</u>

During 1985, FNMA decided that it would enter into additional agreements for purchase of AHFC mortgages only if FNMA would have recourse against AHFC for foreclosed properties. With recourse, AHFC's obligation is to buy back the mortgage loans on the foreclosed properties.

Even with recourse to AHFC, the FNMA guarantee still provides an extra layer of insulation for the State from any obligation on AHFC collateralized debt. In the case of collateralized veterans' bonds, the State's guarantee would not be called upon in the event of default on the bonds prior to a default by FNMA on its guarantee. With respect to any other type of collateralized bond, the State has no obligation to step in should AHFC's assets be insufficient to satisfy any recourse. As of September 1, 2004 all FNMA mortgage-backed certificates were redeemed and replaced by the underlying pooled mortgage loans.

AHFC has always been responsible for foreclosure losses on any mortgages supporting GNMA certificates. However, such losses are minimized by the fact that GNMA only guarantees certificates representing pools of mortgages which are FHA insured or VA guaranteed. With the exception of certain mortgage loans, FHLMC does not have recourse against AHFC for losses on foreclosure.

Some bonds of AHFC are subject to bond guaranty insurance. The bond guarantor assures the holder of the debt that interest and principal will be repaid. The effect of the bond guarantee is to provide security in addition to specifically pledged collateral and the pledge of AHFC unrestricted resources.

TABLE 3.3
State Obligations on
Alaska Housing Finance Corporation Debt
\$ (thousands)

	outstanding at 6/30/09
State General Obligation Guarantee	
Collateralized Bonds AAA/AAA	\$ 383,865
Total State Obligations On AHFC Debt	383,865

f. Mortgage Reorigination

Mortgage reorigination included in a bond indenture permits AHFC to use payments and prepayments on mortgage loans securing the bond issue to purchase new mortgage loans only to the extent the payments and prepayments are in excess of debt service requirements. The recycling of mortgage loans is also limited by the 10-year rule. Ordinarily, these excess revenues would be used to retire bonds. Reorigination gives AHFC the option of making new loans or retiring bonds.

In conjunction with this provision, the maturity of the bond issue is extended beyond the maturity of the mortgage loans. This allows additional mortgages to be added to the bond issue, which then extends the average mortgage maturities to more closely coincide with bond maturities.

The benefit of mortgage reorigination is that it provides continued access to a pool of funds at a known tax-exempt interest rate. It serves as a hedge against a rise in interest rates or a loss of federal tax-exemption on future bond issues.

In the case of Veterans' Mortgage Program Bonds, which are guaranteed by the State of Alaska, the bond indentures require AHFC to suspend reorigination for a calendar year if it receives written notification from the State Bond Committee prior to January 1 that reorigination would impair the ability of the Committee to sell State general obligation bonds on advantageous terms or risk a rating reduction on such bonds.

The Public Housing Division (formerly Alaska State Housing Authority (ASHA))

In 1992, under Ch. 4, FSSLA 1992, effective July 1, 1992, the Alaska State Housing Authority was abolished and the duties assigned were transferred to the Alaska Housing Finance Corporation. The Alaska State Housing Authority (ASHA), a public corporation of the State, was created in 1949 and authorized to: construct, operate, and manage low and moderate income housing projects; finance rental housing projects; engage in urban renewal programs; and construct and acquire public buildings for lease to the State.

a. Security for Bonds

ASHA had issued bonds which were secured by revenues from the projects financed, by ASHA's general assets, or by pledges of federal grants typically from the U.S. Department of Housing and Urban Development (HUD) for rent supplements on housing projects. The bonds are not general obligations of the State. ASHA was not authorized to issue bonds backed by a capital reserve fund which had the State's moral obligation attached.

b. Bond Authorization

ASHA financing of public building projects for lease to the State required approval by law pursuant to AS 18.55.100(d) which became effective September 4, 1986. Approval by law was not required for other types of ASHA projects or for bond issuance per se.

c. Housing Debt

ASHA had issued debt to finance low and moderate income rental housing. This debt was not considered to be State Supported Debt because the revenue pledged to retire the bonds did not rely on State appropriations.

ASHA's primary responsibility was to provide low income housing to eligible residents throughout the state. ASHA owned and operated subsidized housing programs sponsored by HUD such as Conventional Low Rent, Section 8 New Construction, Turnkey III Remote Housing, Mutual Help, Section 8 Additional Assistance, Section 8 Vouchers, and Section 8 Existing Housing.

d. Collateralized Bond

ASHA had issued FHA Insured Mortgage Revenue Bonds to provide loans to private developers for construction of multi-family rental housing. These were tax-exempt Qualified Private Activity Bonds by virtue of the projects reserving certain percentages of their units for low income tenants.

The FHA Insured Mortgage Revenue Bonds were not general obligations of ASHA but were backed solely by the mortgage payments from the borrower and FHA insurance in the event of the borrower's default. FHA absorbed losses on foreclosure.

The developers of the projects, financed by all but the 1982 and 1983 Series A Bonds, defaulted on their obligations under the mortgage loans by failing to fully pay principal and interest on the due date. The bond trustee applied for and received FHA insurance benefits. The insurance proceeds and bond reserves have been used to defease the bonds secured by the defaulted loans.

The following Table 3.4 summarizes all AHFC outstanding debt.

TABLE 3.4
Alaska Housing Finance Corporation
Debt Outstanding
\$ (thousands)

bond program	Date Delivered	Amount Issued	Outstanding at 6/30/09	TIC (%)	final maturity
Home Mortgage Bonds					
1997 Series A Mortgage Revenue Bonds	12/4/1997	159,999	14,185	5.529	2037
1998 Series A, Mortgage Revenue Bonds	6/17/1998	70,000	22,795	5.205	2035
1999 Series A, Mortgage Revenue Bonds	11/17/1999	200,000	71,895	5.978	2031
2000 Series A Mortgage Revenue Bonds	11/14/2000	58,315	28,920	5.929	2040
2000 Series C Mortgage Revenue Bonds	11/14/2000	68,785	29,745	5.929	2032
2001 Series A Mortgage Revenue Bonds	10/17/2001	32,740	18,965	5.211	2031
2001 Series B Mortgage Revenue Bonds	10/17/2001	104,450	39,400	5.211	2041
2002 Series A Home Mortgage Revenue Bonds	5/16/2002	170,000	168,275	4.553	2036
2006 Series A Home Mortgage Revenue Bonds	1/26/2006	98,675	83,350	4.623	2036
2006 Series B Home Mortgage Revenue Bonds	3/23/2006	75,000	65,020	4.048	2036

TABLE 3.4 (Continued)
Alaska Housing Finance Corporation
Debt Outstanding
\$ (thousands)

bond program	Date Delivered	Amount Issued	Outstanding at 6/30/09	TIC (%)	final maturity
2006 Series C Home Mortgage Revenue Bonds	7/20/2006	75,000	67,405	4.210	2037
2007 Series A Home Mortgage Revenue Bonds	5/31/2007	75,000	75,000	4.048	2041
2007 Series B Home Mortgage Revenue Bonds	5/31/2007	75,000	75,000	4.210	2041
2007 Series C Home Mortgage Revenue Bonds	5/31/2007	89,370	87,215	4.090	2038
2007 Series D Home Mortgage Revenue Bonds	5/31/2007	89,370	89,370	4.090	2041
2008 Series A Home Mortgage Revenue Bonds	2/28/2008	80,880	80,880	4.365	2038
2008 Series B Home Mortgage Revenue Bonds	9/30/2008	80,880	80,200	4.375	2038
2009 Series A Home Mortgage Revenue Bonds	5/28/2009	80,880	80,880	4.375	2040
2009 Series B Home Mortgage Revenue Bonds	5/28/2009	80,880	80,880	4.375	2040
Total		1,765,224	1,259,380		
State Guaranteed Bonds					
1998 First & Second Series, Collateralized	6/16/1998	60,000	12,320	5.405	2036
1999 First Series, Collateralized	10/28/1999	110,000	33,320	6.109	2039
2000 First Series, Collateralized	6/14/2000	70,000	17,875	6.319	2039
2002 First Series, Collateralized	4/4/2002	50,000	19,495	5.531	2034
2005 First & Second Series, Collateralized	12/29/2005	160,000	14,140	4.215	2035
2006 First Series, Collateralized	9/19/2006	190,000	185,140	4.700	2037
2007 and 2008 First Series, Collateralized	12/18/2007	57,885	56,575	5.023	2038
2008 Second Series, Collateralized	12/23/2008	45,000	45,000	1.100	2009
Total		742,885	383,865		
General Mortgage Revenue Bonds					
1999 Series A	9/28/1999	302,700	80,870	6.048	2049
2002 Series A	10/15/2002	150,000	150,000	4.798	2040
Total		452,700	230,870		
Housing Development Bonds					
1999 Series A (Non-AMT)(2)	12/9/1999	1,675	1,420	^6.007	2029
1999 Series B (AMT)(2)	12/9/1999	5,080	4,340	^6.119	2029
1999 Series C (Non-AMT; Governmental Purpose)(2)	12/9/1999	50,000	1,050	^5.925	2029
2000 Series B (Non-AMT)(2)	12/13/2000	41,705	36,485	N/A	2030
2002 Series A (AMT)(2)	9/5/2002	8,440	2,835	5.075	2033
2002 Series B (Non-AMT)(2)	9/5/2002	8,690	6,615	5.075	2022
2002 Series C (Non-AMT)(2)	9/5/2002	70,000	61,750	5.075	2032
2002 Series D (Non-AMT)(2)	9/5/2002	37,870	0	N/A	2037
2004 Series A (AMT)(2)	3/4/2004	33,060	29,465	4.541	2030
2004 Series (B)(2)	3/4/2004	52,025	45,495	4.541	2032
2004 Series D (Federally Taxable)(2)	12/16/2004	105,000	103,940	N/A	2043
Total		413,545	293,395		
Government Purpose Bonds					
1997 Series A	12/3/1997	33,000	20,600	N/A	2027
2001 Series A	8/2/2001	76,580	63,860	N/A	2030
2001 Series B	8/2/2001	93,590	78,040	N/A	2030
Total		203,170	162,500		
State Capital Project Bonds					
2002 Series A	12/5/2002	32,905	12,475	N/A	2012
2002 Series C	12/5/2002	60,250	60,250	N/A	2022
2006 Series A	10/25/2006	100,890	97,080	4.435	2040
2007 Series A	10/3/2007	42,415	40,805	4.139	2027
2007 Series B	10/3/2007	53,110	52,515	4.139	2029
Total		289,570	263,125		

TABLE 3.4 (Continued)
Alaska Housing Finance Corporation
Debt Outstanding
\$ (thousands)

bond program	Date Delivered	Amount Issued	Outstanding at 6/30/09	TIC (%)	final maturity
State Building Lease Bonds					
Series 1999	12/15/1999	40,000	6,005	5.551	2017
Total		40,000	6,005		
General Housing Purpose Bonds					
1992 Series A	10/22/1992	200,000	0	6.405	2023
2003 Series A	11/6/2003	143,995	0	N/A	2023
2003 Series B	11/6/2003	16,095	0	N/A	2023
2005 Series A	1/27/2005	143,235	139,655	4.780	2041
2005 Series B	5/18/2005	147,610	134,240	4.474	2030
2005 Series C	5/18/2005	16,885	16,710	4.474	2017
Total		667,820	290,605		
Draw Down Bonds					
2007 Series A	3/8/2007	71,005	0	N/A	2019
2007 Series C	3/8/2007	29,395	0	N/A	2019
2007 Series D	3/8/2007	32,390	0	N/A	2019
Total		132,790	0		
Total Long Term Debt		\$4,707,704	\$2,889,745		
Short-term Debt Outstanding					
Commercial Paper	Various	N/A	150,000	NA	VAR
Total Short-term Debt		\$ -	\$ 150,000		

Notes:

1 Collateral for these issues consists of AHFC Real Estate Owned Properties.

2 Multifamily bond issues.

* Stated interest rate.

^ Weighted Average Interest Rate

4. Alaska Industrial Development and Export Authority

The Alaska Industrial Development and Export Authority (AIDEA) is a public corporation administratively located in the Department of Commerce, Community and Economic Development but with separate and independent legal existence. Created in 1967, AIDEA promotes economic development within the State by:

- providing loans for industrial and commercial projects;
- owning and operating certain types of infrastructure facilities; and
- guaranteeing business loans and loans for export transactions.

Until 1990, AIDEA was able to and did issue bonds secured by a capital reserve fund with a State moral obligation. AIDEA currently has the ability to issue bonds with a State moral obligation on a capital reserve fund only if the bonds are issued to finance a power transmission intertie and are legislatively approved. AIDEA may issue bonds with reserve funds, but they will not have the moral obligation of the State of Alaska. AIDEA has no general obligation bonds with a capital reserve fund requirement outstanding. The Authority has covenanted that it will not incur any General Obligation indebtedness that will cause future estimated net income (as defined in the Amended and Restated Revolving Fund Bond Resolution) to be less than 150 percent

of the General Obligation Annual Debt Service requirements in each year and to take no action to cause its Unrestricted Surplus to be less than the lesser of \$200 million or the amount of General Obligation Indebtedness outstanding and in no event less than \$100 million. The full faith and credit of the Authority's Revolving Fund secures the bonds currently outstanding under the resolution.

During 1988, reductions in the cash flow from AIDEA's loan portfolio reduced projected debt service coverage below 150 percent. The reduced cash flow stemmed from loan delinquencies, modifications, and foreclosures associated with Alaska's economic recession. In response to the declining debt service coverage, AIDEA defeased \$78,295,000 of its Economic Development Bonds and Consolidated Bonds by deposit of \$91,269,000 of U.S. Treasury securities purchased with AIDEA's general assets into an irrevocable trust. None of the defeased bonds remain outstanding.

During 1994, AIDEA defeased \$23,840,000 of its tax-exempt Umbrella Bonds and its Taxable Umbrella Bonds, in order to improve its projected debt service coverage. None of the bonds chosen for the defeasance would have been eligible for refunding. None of the defeased bonds remain outstanding. AIDEA's underlying ratings on its bonds are A1 by Moody's (Moody's upgraded AIDEA's rating in December 2006 from A2) and AA- by Standard & Poor's (S&P upgraded AIDEA's rating in May 2008 from A-). All of AIDEA's outstanding Revolving Fund bonds are insured or secured by a direct pay letter of credit and had AAA ratings when they were sold.

AIDEA currently offers seven programs as follows:

i. Tax-Exempt Loan Participation Program

The Tax-Exempt Loan Participation Program can provide up to \$20 million for financing economic development projects. This program in the past was previously referred to as the "tax-exempt umbrella bond program" because many small projects financed under this program were grouped together when AIDEA issued bonds under an "umbrella". The bonds are tax-exempt by virtue of provisions in the federal tax code.

AIDEA does not directly loan money. Proceeds of the bonds or authority funds are used to purchase up to 90 percent of an eligible loan from financial institutions. The Tax-Exempt Loan Participation Program combines the previous Economic Development and Consolidated Bond Programs that were separate and which financed participations under and over \$1,000,000, respectively. No Tax-Exempt Bonds that funded loan participation purchases are outstanding.

ii. Taxable Loan Participation Program

In response to escalating federal restrictions on tax-exempt bonds, AIDEA implemented a taxable loan participation program. The program uses bonds or AIDEA funds to purchase loan participations. The provisions of the program are the same as for the Tax-Exempt Loan Participation Program except for the deletion of restrictions related to federal tax-exemption. This program was previously called the Taxable Umbrella Bond Program. The only bonds that have been issued under this program were issued in 1987 in the amount of \$14,540,000; the remaining amounts outstanding were defeased in 1994. None of the defeased bonds remain outstanding.

iii. Conduit Revenue Bond Program

Under the Conduit Revenue Bond program, AIDEA acts as a conduit in the sale and issuance of bonds', the bonds may be tax-exempt or taxable. The bonds are generally secured by the project, the private borrower and/or the project's revenue stream.

AIDEA does not participate financially in the Conduit Revenue Bond projects nor are the Authority's assets or credit pledged as security for the bonds. Bonds issued under this program are not obligations of the Authority or the State. They are obligations of the private borrower or project only. Furthermore, the State's moral obligation does not stand behind these bonds.

Historically, the program was utilized primarily by financial institutions in conjunction with loans to private borrowers; those bonds generally are sold by private placement to the financial institution originating the loan rather than by public sale. The original demand for the program arose partially from lenders wanting the tax exemption on interest income; the Tax Reform Act of 1986 eliminated the deductibility of bank interest expense allocable to holding of tax-exempt obligations and greatly reduced demand for the program from financial institutions. Recently, the program is being used to provide funds for IRC 501(c)(3) financings.

Most bonds under this program were tax-exempt by virtue of the small issue exemption and, more recently, are for qualified 501(c)(3) projects. A few have been exempt facility bonds. The exempt facility bonds and 501(c)(3) bonds are generally sold via public sale.

From inception to June 30, 2009, AIDEA has issued Revenue Bonds for 309 projects totaling \$1.14 billion. The Authority has legislative authorization to issue revenue bonds to finance power transmission interties to be owned by electric utilities in a collective amount not to exceed \$185.0 million.

iv. Development Finance Program

Alaska statutes authorize AIDEA to finance development projects that it intends to own and operate. The types of facilities the Authority may own or operate include those for use in manufacturing, natural resource extraction, transportation of products or materials, and infrastructure for tourism destination facilities.

Bonds for projects to be owned or operated by AIDEA may be secured by the project, project revenues, specific assets of AIDEA's economic development account, or AIDEA's general assets. They can be general obligations or revenue bonds of the Authority.

Legislation enacted in 1985 authorized this program and authorized a bond sale of up to \$175.0 million to provide financing for the DeLong Mountain Transportation Project. The Project consists of a road and port owned and operated by AIDEA to facilitate the development of the Red Dog and other mines in Northwest Alaska. In 1987, \$103.3 million of such bonds were issued, the remaining amount outstanding was redeemed in 1997.

The Legislature has enacted legislation authorizing the Authority to finance, design and construct or reconstruct additional Economic Development projects:

- (a) The Legislature authorized the issuance of up to \$25.0 million of bonds for the reconstruction of a public use ore terminal in Skagway, Alaska. A \$25.0 million bond issue was delivered in December 1990. All remaining outstanding bonds were called in April 2002.
- (b) The Legislature authorized the issuance of up to \$10.0 million of bonds for improvements to the City of Unalaska Marine Center. The project was completed in late 1991. Bonds totaling \$7.0 million were issued in December 1991 to finance the project. In May 2000 the City of Unalaska paid all remaining financial obligations related to the project, including providing for the retirement of all outstanding bonds and, in accordance with the terms of the agreement, the project was transferred to the City.
- (c) The Legislature authorized the issuance of up to \$85.0 million of bonds to finance the acquisition, design and construction of aircraft maintenance and air cargo/air transport support facilities located at the Anchorage International Airport. Construction of an aircraft maintenance facility began in August of 1992 and was completed in 1995. Bonds were issued in September, 1992 in the amount of \$28.0 million.

In June 2002, the Authority issued \$20,475,000 of refunding bonds for the purposes of refunding and defeasing the remaining outstanding bonds. The refunded bonds were called in July 2002.

- (d) AIDEA has \$55.0 million of remaining authorization (from the original \$85.0 million authorization discussed above) to issue bonds to finance the acquisition, design, and construction of aircraft

maintenance/air cargo/air transport support facilities located at the Ted Stevens Anchorage International Airport.

- (e) The 1990 Legislature authorized AIDEA to issue up to \$85.0 million of bonds to assist in the financing of a coal fired power plant near Healy, Alaska. On July 18, 1996, \$85.0 million of Variable Rate Revolving Fund Bonds were issued to finance a portion of the Healy Clean Coal Project. In May 1998, \$85.0 million of bonds were issued to refund the variable rate revolving fund bonds. The bonds were defeased in March 2008 and retired in April 2008.
- (f) The 1993 Legislature enacted legislation authorizing the Authority to issue bonds not to exceed \$50.0 million for a facility to be constructed in Anchorage for the offloading, processing, storage and transloading of seafood. The Authority purchased the Alaska Seafood International Project in September 1999 and sold the facility in 2005. No bond issuance is anticipated.
- (g) The 1993 Legislature also enacted legislation authorizing the Authority to issue bonds not to exceed \$50.0 million for a bulk commodity loading and shipping terminal to be located at Point MacKenzie and owned by AIDEA. The 1996 Legislature modified this legislation to require that the facility be located within Cook Inlet.
- (h) The 1995 Legislature authorized the Authority to issue up to \$20.0 million of bonds to finance the acquisition, design and construction of the Kodiak rocket launch complex and tracking station and the Fairbanks satellite ground station space park. The Authority does not currently anticipate that it will participate in financing the projects.
- (i) The 1996 Legislature authorized the Authority to issue up to \$85.0 million of bonds to finance the expansion, improvement and modification of the existing DeLong Mountain Transportation Project port facilities owned by the Authority. In 1997 the Authority issued \$150.0 million of Revolving Fund Bonds which included \$70.0 million for that purpose and \$80.0 million for the purpose of redeeming the 1987 DeLong Mountain Transportation Project Revenue Bonds. In February 2007, the Authority issued \$113,095,000 of refunding bonds for the purpose of refunding and defeasing, along with Authority funds, the remaining outstanding bonds. The defeased bonds were called in April 2007. In May 2008 the Authority issued \$107,385,000 of variable rate Revolving Fund Refunding Bonds for the purpose of refunding \$107,385,000 of Series 2007 A&B Revolving Fund Refunding Bonds and pay costs of issuance. The refunded bonds were redeemed in May 2008. At June 30, 2009 bonds totaling \$101.3 million were outstanding, with no State moral obligation attached.
- (j) The 1996 Legislature authorized the issuance of up to \$100.0 million of bonds for the acquisition of the Snettisham hydroelectric project from the Alaska Power Administration. On August 19, 1998 AIDEA issued \$100 million of tax-exempt revenue bonds to finance the acquisition of the project. There is no State moral obligation attached. In December 1999 the Authority defeased \$6,865,000 of the bonds using funds on hand (\$5,975,000 of the defeased bonds were outstanding at June 30, 2009). At June 30, 2009 \$80.9 million (excluding the defeased bonds) were outstanding.
- (k) The 1998 Legislature authorized the issuance of bonds (or other financing) up to: a) \$80.0 million to finance the expansion, improvement, and modification of the existing Red Dog Project port facilities and to finance the construction of new related facilities to be owned by AIDEA; b) \$30.0 million to finance the improvement and expansion of the Nome port facilities to be owned by AIDEA; and c) \$15.0 million to finance phase one construction and improvement of the proposed Hatcher Pass Ski Resort located in the Matanuska-Susitna Borough; in 2006 this authorization was modified and increased to \$25 million to finance the development of Hatcher Pass.
- (l) The 2004 Legislature authorized the issuance of up to \$20.0 million of bonds to finance the acquisition, development, improvement and construction of port and related facilities on Lynn Canal in Southeast Alaska, to be owned by the Authority.

v. Business and Export Assistance Program

The Business and Export Assistance Program (Guarantee Program) was authorized by the 1998 Legislature by merging the Business Assistance Program and the Export Assistance Program, authorized in 1988 and 1987, respectively. AIDEA's goal under the Guarantee Program is to encourage projects that help diversify Alaska's economy and provide or retain jobs for Alaskans. The Guarantee Program provides a guarantee up to 80% of the principal balance, not to exceed \$1 million, to the financial institution who made the loan. The guarantee also covers accrued interest on loans.

vi. Rural Development Initiative Fund Loan Program (RDIF)

The RDIF is a loan program designed to create job opportunities in rural Alaska by providing small businesses with capital that may not be available through conventional markets. This program provides loans for working capital, equipment, construction, or other commercial purposes. To be eligible for a loan under this program, the business must be Alaskan-owned and located in a community with a population of 5,000 or less that is not connected by road or rail to Anchorage or Fairbanks, or with a population of 2,000 or less that is connected by road or rail to Anchorage or Fairbanks. The Department on Commerce, Community and Economic Development, Division of Investment, administers the program for AIDEA.

vi. Small Business Economic Development Revolving Loan Fund Program

AIDEA's Small Business Economic Development Revolving Loan Fund Program provides financing to eligible applicants under the United States Economic Development Administration Long-Term Economic Deterioration program and the Sudden and Severe Economic Dislocation program. The Small Business Economic Development Revolving Loan Fund was created to receive loan fund grants from the United States Economic Development Administration. The Department of Commerce, Community and Economic Development, Division of Investments, administers the program for AIDEA.

a. Bond Authorization

AS 44.88.095 places a statutory ceiling of \$400 million per twelve month period on AIDEA bond issuances. Effective July 1, 2007 AS 44.88.095(g) requires legislative approval prior to the issuance of bonds, except refunding and conduit revenue bonds.

b. Debt Issued and Outstanding

AIDEA has issued \$1.18 billion of bonds with \$192.2 million outstanding as shown in Tables 3.5—3.6.

TABLE 3.5
Alaska Industrial Development and Export Authority
Type of Debt Issued
\$ (thousands)

calendar year	economic development bonds	consolidated bonds	umbrella bonds	taxable umbrella bonds	development bonds	revolving fund bonds
1981-1990	\$ 141,425	60,475	83,000	14,540	103,250	25,000
1991	-	-	-	-	-	7,000
1992	-	-	-	-	-	28,000
1993	-	-	-	-	-	25,265
1994	-	-	-	-	-	11,435
1995	-	-	-	-	-	17,845
1996	-	-	-	-	-	85,000
1997	-	-	-	-	-	150,000
1998	-	-	-	-	100,000	85,000

TABLE 3.5 (Continued)
Alaska Industrial Development and Export Authority
Type of Debt Issued
 \$ (thousands)

calendar year	economic development bonds	consolidated bonds	umbrella bonds	taxable umbrella bonds	development bonds	revolving fund bonds
1999	-	-	-	-	-	-
2000	-	-	-	-	-	-
2001	-	-	-	-	-	-
2002	-	-	-	-	-	20,475
2003	-	-	-	-	-	-
2004	-	-	-	-	-	-
2005	-	-	-	-	-	-
2006	-	-	-	-	-	-
2007	-	-	-	-	-	113,095
2008	-	-	-	-	-	107,385
2009	-	-	-	-	-	-
Total	\$ 141,425	\$ 60,475	\$ 83,000	\$ 14,540	\$ 203,250	\$ 675,500

TABLE 3.6
Alaska Industrial Development and Export Authority
Debt Issued and Outstanding
 \$ (thousands)

	Date	Amount Issued	Outstanding at 6/30/09
Development bonds			
Power Revenue Bonds, First Series (Snettisham Hydroelectric Project)	8/18/1998	100,000	80,945
Total		<u>100,000</u>	<u>80,945</u>
Revolving fund bonds			
Federal Express Maintenance Facility (Refunding)	6/20/2002	20,475	9,885
Red Dog Port Facility (Refunding)	5/29/2008	107,385	101,335
Total		<u>127,860</u>	<u>111,220</u>
Total Bonds		<u>\$ 227,860</u>	<u>\$ 192,165</u>

Source: Annual Report and Financial Statements, various years, AIDEA

C. Alaska Medical Facility Authority

The Alaska Medical Facility Authority is a public authority administratively located in the Department of Revenue with separate and independent legal existence. The Authority was created by the Legislature in 1978 to finance construction and improvements to medical facilities in the State. They are secured by lease payments on medical facilities mortgaged to the Authority. Bonds of the Authority do not require approval by law.

The authority issued two bonds. The first was \$12.0 million First Mortgage Hospital Revenue Bonds, Series 1979 issued for improvements to Fairbanks Memorial Hospital. The bonds were rated Baa1/BBB-. The second issue of \$2.1 million Alaska Medical Facility Authority Revenue Bond Series 1983 financed the

purchase of Careage North by the Greater Fairbanks Community Hospital Foundation. The bonds were privately placed with the seller and not rated.

The Series 1983 bonds were redeemed on June 22, 1989. The Series 1979 bonds were redeemed on March 1, 1990. The Authority has no bonds currently outstanding.

D. Alaska Municipal Bond Bank

The Alaska Municipal Bond Bank (Bond Bank) was created as a public corporation by the State in 1975 for the purpose of lending money to Alaska's governmental units for their capital projects. The Bond Bank is empowered to issue bonds, the proceeds of which are used to purchase bonds, notes or certificates of participation of State municipalities. Most of the Bond Bank bonds maintain a Capital Reserve Fund with the State's moral obligation attached. As of June 30, 2009 the total principal amount of outstanding bonds and notes of the Bond Bank was \$587,222,416. Of this total amount outstanding, \$516,555,000 represents general obligation bonds, \$59,705,000 represents revenue bonds, and \$10,962,416 represents notes issued under the Coastal Energy Loan Program. General obligation and revenue bonds are serviced by the Bond Bank and are secured, in part, by past State appropriations to the Bond Bank, certain revenue streams of the municipality borrowing the proceeds, and additional moneys of the Bond Bank placed in a statutory capital reserve fund. The Bond Bank is covenanted to notify the State legislature of any failure to maintain the capital reserve fund at their required levels. The State legislature may appropriate funds to the Bond Bank to restore capital reserve funds to required amounts. (See "Moral Obligation Debt"). The Coastal Energy Loan Program notes do not have a claim on any capital reserve funds of the Bond Bank and are payable solely from the payments of the municipalities participating in the Program.

a. Advantages to Municipalities

The advantages to Alaska's municipalities of using the Bond Bank are several. Interest rates are lower because of the additional security achieved through the structure of the Bond Bank as well as the diversification of risk achieved by pooling municipal bond issues through the Bond Bank. The Bond Bank's general obligation program is currently rated AA- by Fitch Ratings (the Fitch Rating was initiated in FY 2009) and A1 by Moody's Investor Service; while the revenue program is rated A by Standard and Poor's and A by Fitch Ratings. These are higher ratings than most of Alaska's municipalities can achieve independently. The Bond Bank, carrying the name of the State of Alaska and being a more frequent issuer, is better known than many of Alaska's smaller units of government. This enhances the marketability of the bonds to investors nationally.

b. Municipal Debt Purchased

The Bond Bank has assisted 41 of Alaska's municipalities obtain financing for capital projects. These communities are geographically distributed throughout Alaska and represent virtually all sectors of the State's economy.

TABLE 3.7
Alaska Municipal Bond Bank
Outstanding Loans to Municipalities
Funded with Bonds as of 6/30/2009

\$(thousands)

Governmental Unit	Outstanding Loan Amount	Percentage of Total
Northwest Arctic Borough	61,015	10.80%
City of Ketchikan	58,810	10.41%
City of Seward	45,630	8.08%
Kenai Peninsula Borough	42,909	7.60%
City & Borough of Juneau	37,745	6.68%
City & Borough of Sitka	34,410	6.09%
City of Unalaska	33,125	5.87%
Kodiak Island Borough	32,595	5.77%
Aleutians East Borough	30,670	5.43%
Ketchikan Gateway Borough	21,615	3.83%
City of Valdez	21,165	3.75%
City of Cordova	18,615	3.30%
Haines Borough	16,335	2.89%
City of Kodiak	14,865	2.63%
City of Dillingham	14,635	2.59%
City of Nome	13,766	2.44%
City of Petersburg	13,510	2.39%
City of Wasilla	9,340	1.65%
City of Fairbanks	7,560	1.34%
Lake and Peninsula Bor.	7,219	1.28%
St. Paul	6,006	1.06%
Municipality of Anchorage	4,960	0.88%
Municipality of Skagway	4,840	0.86%
City of Bethel	3,590	0.64%
City of Wrangell	2,979	0.53%
City of Palmer	2,085	0.37%
Inter-island Ferry Authority	1,360	0.24%
City of Adak	1,305	0.23%
City of North Pole	1,170	0.21%
City of Craig	650	0.12%
City of Homer	185	0.03%
City of Kaktovik	95	0.02%
Total	\$ 564,759	100.00%

Source: Alaska Municipal Bond Bank
Does not include reserve obligations

c. Security for Bonds

Municipal general obligation bonds are usually issued to finance facilities that do not generate revenue, such as schools, roads, public safety and municipal buildings. They are issued with the approval of the municipal voters and are secured by the full faith and credit of the municipality. Municipalities within the State of Alaska have no taxing limitations for debt service requirements.

The Bond Bank's historical mainstream program was created in 1976 by its General Bond Resolution that authorized the issuance of Bond Bank general obligation bonds to purchase general obligation bond issues of municipalities. A total of 84 general obligation bond series have been issued in order to secure funds to purchase \$930.2 million in municipal debt.

In Fiscal Year 2006 a new General Bond Resolution was approved authorizing the issuance of Bond Bank general obligation bonds to purchase loans for both general obligation and revenue bond issues of municipalities. This ability to combine revenue and general obligation loans has increased operational efficiency for the Bond Bank and the economic benefits to communities. As of June 30, 2009 a total of 13 bond issues have been issued using the 2005 General Bond Resolution for a total amount of \$308.1 million.

Bonds issued by the Bond Bank to purchase municipal general obligation bonds are secured by:

- Full faith and credit or revenue pledge of each respective community with no taxing limitation for the general bonded debt issued to the Bond Bank.
- The pooled debt service reserve fund founded per the bond resolution. The reserve fund generally is funded to the tax allowed maximum based on the Bond Bank bonds.
- The statutory Bond Bank reserve fund monies available and not pledged to bond issues, which may be used to restore the debt service reserve fund in the event of default.
- The statutory right of the Bond Bank, in the event of default, to demand and receive from a State agency any funds held by that agency which are payable to the defaulting municipality.
- The moral obligation of the State of Alaska to maintain the debt service reserves at their required levels.

c. Bond Authorization

The Bond Bank may not issue in excess of \$75 million in revenue bonds during any fiscal year without legislative approval.

AS 44.85.180(c) was enacted in 1975, limiting Bond Bank bonds outstanding at any time to \$150 million. This statute was amended in 1983, 1984, 2003, and 2006 to raise the limit to \$200 million, \$300 million, 500 million, and \$750 million respectively. Total Bond Bank bonds and notes outstanding as of June 30, 2009, were \$587.2 million. Thus, the limit on additional bond issuance at that time was \$162.8 million.

d. Bonds Issued and Outstanding

The types of Bond Bank Bonds issued and outstanding are summarized in Table 3.8.

TABLE 3.8
Alaska Municipal Bond Bank
Summary of Bonds Types Issued and Outstanding
\$ (thousands)

Type	Amount Issued	Outstanding at 6/30/09
General Obligation Bonds	\$ 1,030,070	\$ 516,555
Revenue Bonds	174,805	59,705
Coastal Energy Bonds	21,348	-
Coastal Energy Loan Fund	20,525	10,962
	<u>\$ 1,246,748</u>	<u>\$ 587,222</u>

The Coastal Energy Reserve and Loan Bonds are not general obligations of the Bond Bank and are payable only from bond payments received from the underlying communities. These bonds do not have the State's moral obligation attached.

A complete listing of debt issued by the Bond Bank and outstanding is found in Table 3.9.

TABLE 3.9
Alaska Municipal Bond Bank
Debt Issued and Outstanding
\$ (thousands)

	Date	Amount Issued	Outstanding at 6/30/09
1976 General Resolution General Obligation Bonds			
1998 Series A	4/1/1998	7,950	405
1998 Series B	12/1/1998	3,715	270
1999 Series A	4/1/1999	13,385	0
2000 Series A	3/1/2000	9,805	630
2000 Series B	5/15/2000	10,730	1,045
2000 Series C	8/1/2000	21,645	3,005
2000 Series D	10/1/2000	1,800	165
2000 Series E	11/15/2000	16,390	3,795
2000 Series F	11/15/2000	1,175	310
2001 Series A	8/1/2001	15,475	5,805
2001 Series B	10/15/2001	3,835	2,920
2002 Series A	5/1/2002	15,445	6,725
2002 Series B	8/15/2002	11,590	9,260
2003 Series A	2/12/2003	9,305	7,320
2003 Series C	5/22/2003	8,250	3,695
2003 Series D	8/7/2003	14,520	11,615
2003 Series E	9/30/2003	32,020	7,775
2003 Series F	10/15/2003	3,235	430
2003 Series G	1/6/2004	24,110	19,345
2004 Series A	2/5/2004	20,270	13,715
2004 Series B	4/8/2004	17,425	12,610
2004 Series C	7/21/2004	14,575	12,145
2004 Series D	12/1/2004	13,925	10,910
2005 Series A	3/22/2005	32,655	31,380
2005 Series B	5/4/2005	27,625	21,200
2005 Series C	10/4/2005	32,060	28,990
2006 Series A	2/9/2006	19,255	15,765
Total		402,170	231,230
2005 General Resolution General Obligation Bonds			
2005 Series One	10/20/2005	18,700	15,350
2006 Series One	6/21/2006	7,390	6,720
2006 Series Two	7/26/2006	40,265	38,985
2007 Series One	1/31/2007	26,735	26,175
2007 Series Two	4/5/2007	24,860	24,710
2007 Series Three	6/25/2007	14,715	14,455

TABLE 3.9 (Continued)
Alaska Municipal Bond Bank
Debt Issued and Outstanding
 \$ (thousands)

	Date	Amount Issued	Outstanding at 6/30/09
2007 Series Four	8/28/2007	15,625	15,160
2007 Series Five	11/20/2007	6,000	6,000
2008 Series One	4/15/2008	62,355	61,500
2008 Series Two	7/30/2008	19,700	19,245
2009 Series One	1/21/2009	26,730	26,730
2009 Series Two	4/9/2009	<u>30,295</u>	<u>30,295</u>
Total		293,370	285,325
Total General Obligation Bonds		<u>695,540</u>	<u>516,555</u>
Revenue Bonds			
1998 Series A Revenue Bonds	12/1/1998	13,210	3,355
1998 Series B Revenue Bonds	12/1/1998	2,525	185
1999 Series A Revenue Bonds	12/1/1999	1,865	90
2000 Series B Revenue Bonds	12/1/2000	3,000	400
2001 Series A Revenue Bonds	8/1/2001	1,725	1,205
2001 Series B Revenue Bonds	8/1/2001	2,525	1,785
2002 Series A Revenue Bonds	12/1/2002	6,250	3,450
2003 Series B Revenue Bonds	5/15/2003	19,000	16,980
2004 Series A Revenue Bonds	8/26/2004	28,845	27,295
2004 Series B Revenue Bonds	9/1/2004	<u>5,365</u>	<u>4,960</u>
Total Revenue Bonds		<u>84,310</u>	<u>59,705</u>
Coastal Energy Loan Fund			
City of Nome			
Port Authority	6/30/1996	5,000	4,957
City of St. Paul			
Fuel Tank Farm	6/30/1998	<u>6,006</u>	<u>6,006</u>
Total Coastal Energy Loans		<u>11,006</u>	<u>10,962</u>
Total Alaska Municipal Bond Bank Debt		<u>\$ 790,856</u>	<u>\$ 587,222</u>

Source: Alaska Municipal Bond Bank Authority

E. Alaska Railroad Corporation

Legislation signed into law during 1984 established the Alaska Railroad Corporation as a public corporation of the State to manage the Alaska Railroad upon its acquisition from the Federal Government until its possible transfer to private ownership. The corporation is administratively placed within the Department of Commerce and Economic Development. The corporation has the power to issue bonds if such issuance is approved by law. Bonds issued by the corporation would not bear the full faith and credit of the State. The Railroad is not authorized to issue State moral obligation bonds.

By Chapter 77, SLA 1994, the Railroad is authorized to issue revenue bonds in the principal amount of \$55.0 million for the construction and acquisition of the Alaska Discovery Center for the Ship Creek Project in Anchorage.

Chapter 71, SLA 2003 authorized the ARRC to issue up to \$17 billion in revenue bonds to finance the construction of a natural gas pipeline and related facilities, subject to an agreement with a third party to pay the debt service and other costs of the bonds. To date, no bonds have been issued.

Chapter 46, SLA 2004 authorized the ARRC to issue up to \$500 million in revenue bonds, subject to an agreement with a third party to pay the debt service, and other related bond costs, to finance the cost of extending its rail line to Fort Greely, Alaska. To date, no bonds have been issued.

Chapter 28, SLA 2006 authorized the ARRC to issue up to \$165 million in revenue bonds to finance rail transportation projects that qualify for federal financial participation. On August 22, 2006, the Alaska Railroad issued \$76.4 million in revenue bonds. On August 29, 2007, the Alaska Railroad issued the remaining \$88.6 million in revenue bonds.

Chapter 65, SLA 2007 authorized the Alaska Railroad to issue up to \$2.9 billion in revenue bonds to finance all or a portion of the Kenai gasification project and Port MacKenzie rail spur project, subject to an agreement with a third party to pay the debt service and other costs of the bonds. To date, no bonds have been issued.

F. Alaska Student Loan Corporation

Chapter 92, SLA 1987 created the Alaska Student Loan Corporation (ASLC), a public corporation administratively lodged in the Department of Education and Early Development but with a separate and independent legal existence. The Corporation's purpose is to lower costs for Alaskans pursuing education and training at a postsecondary level and for other qualified individuals attending postsecondary institutions in the State, through the financing of education loans. The security for the bonds consists of education loans and other assets of the Corporation. The bonds issued by ASLC carry the State's moral obligation as security. The bonds are not general obligations of the State or the Corporation.

Bonds issued by the ASLC are tax-exempt and generally subject to the Private Activity Bond (PAB) ceiling established by the Tax Reform Act of 1986.

Total bonds outstanding as of June 30, 2009 were \$552.6 million as shown in Table 4.0. The Education Loan Revenue Bonds are not insured. Senior series Education Loan Revenue Bonds are rated AAA by both Fitch and Standard & Poor's. Subordinate Series Education Loan Revenue Bonds (\$15.0 million) are rated A by both Fitch and Standard & Poor's. The 2004 Capital Project Revenue Bonds are insured by National Public Finance and have a Baa1 rating from Moody's and an A rating from Standard & Poor's. The 2005 Capital Project Revenue Bonds are insured by Assured Guaranty Municipal (formerly FSA, pending approval) and have a AA rating from Fitch and a AAA rating from Standard & Poor's.

TABLE 4.0
Alaska Student Loan Corporation
Debt Issued and Outstanding
 \$ (thousands)

Student Loan Revenue Bonds	Date	Amount Issued	Outstanding at 6/30/09	Final Maturity
2002 Series A	6/4/2002	47,500	21,100	6/1/2037
2002 Series B	6/4/2002	15,000	15,000	6/1/2037
2003 Series A-1	6/5/2003	16,500	16,500	6/1/2016
2003 Series A-2	6/5/2003	30,500	30,500	6/1/2038
2004 Series A-1	5/19/2004	45,500	45,500	4/1/2044
2004 Series A-2	5/19/2004	47,600	47,600	4/1/2044
2004 Series A-3	5/19/2004	22,015	22,015	6/1/2017
2005 Series A	7/28/2005	58,250	52,750	6/1/2018
2006 Series A-1	5/25/2006	30,000	30,000	6/1/2040
2006 Series A-2	5/25/2006	55,000	52,000	6/1/2018
2007 Series A-1	6/7/2007	41,500	41,500	6/1/2042
2007 Series A-2	6/7/2007	18,500	18,500	6/1/2019
2007 Series A-3	6/7/2007	49,000	37,000	6/1/2014
Capital Project Revenue Bonds				
2004 Series A	3/11/2004	75,140	45,155	7/1/2018
2005 Series A	3/30/2005	88,305	47,500	7/1/2014
		<u>\$ 640,310</u>	<u>\$ 522,620</u>	

Source: Alaska Student Loan Corp.

G. University of Alaska

In addition to the State issuing general obligation bonds to finance University related projects, the University issues notes and bonds for specific University purposes, some of which are secured by project revenues or University general revenues. Facilities that have been financed include Anchorage, Juneau and Fairbanks student centers student housing units, research facilities, student recreation centers, or utility system. Capital assets, net of debt amounted to \$705.4 million at June 30, 2009.

The University issued Housing System Bonds for housing and food service facility needs during the 1960's and early 1970's. Between 1960 and 1991, University of Alaska Heating Corporation issued bonds secured by lease payments made by the University from general fund appropriations. All of these bonds have been either repaid over time or defeased through issuance of University of Alaska General Revenue Bonds.

General Revenue Bonds Series G, H, J, K, L, M, N, and O are secured by a pledge of unrestricted current fund revenues generated from tuition, fees, recovery of indirect costs, sales and services to educational departments, miscellaneous receipts and auxiliaries. University general revenue bond debt is not a general obligation of the State nor does the State provide security for the debt in any other manner, i.e., by appropriations, guarantees, or moral obligation pledges.

Standard & Poor first assigned a credit rating of AA- to the University revenue bonds in November of 1992. In December 1993, Moody's assigned a rating of A1. In June 1997, both rating agencies affirmed the earlier ratings and added "stable outlook" to those ratings. As of June 30, 2009 the University had achieved credit ratings of AA3 with a stable outlook from Moody's Investors Service and AA- with a stable outlook from Standard & Poor's. These ratings are lower than the State's General Obligation Bonds due to the lesser security of University general revenues, a relatively small unrestricted endowment in relation to its operating budget, and the University's heavy dependence upon State appropriation. The funded trustee-held debt service reserve

requirement for general revenue bonds is approximately one half of peak annual debt service. Installment Contracts and Notes Payable have no such requirement.

Total debt issued by the University and outstanding is summarized on Table 4.1.

TABLE 4.1
University of Alaska
Debt Issued and Outstanding
\$ (thousands)

	Date	Amount	Principal Outstanding at 6/30/09	Interest to maturity	Total debt service to maturity	Final maturity
Revenue Bonds						
1998 Series H	12/17/1998	9,820	9,100	3,614	12,714	10/1/2023
1999 Series J	4/27/1999	14,295	6,460	1,511	7,971	10/1/2017
2002 Series K	7/31/2002	33,515	27,460	14,057	41,517	10/1/2028
2003 Series L	12/9/2003	9,970	7,120	3,875	10,995	10/1/2030
2004 Series M	1/8/2004	11,070	9,620	4,540	14,160	10/1/2028
2005 Series N	8/31/2005	24,355	22,880	10,767	33,647	10/1/2035
2008 Series O	1/31/2008	23,795	23,145	10,750	33,895	10/1/2033
Total		126,820	105,785	49,114	154,899	
Installment Contracts	varies	3,540	2,623	328	2,951	4/15/2017
Notes Payable						
Alaska Housing Corp	5/14/1997	30,000	19,605	2,896	22,501	2/1/2024
Endowment Investment Property	9/15/2006	4,646	-	-	-	9/15/2008
Total		34,646	19,605	2,896	22,501	
Total University Debt		\$ 165,006	\$ 128,013	\$ 52,338	\$ 180,351	

Source: University of Alaska

H. Municipal Debt

1. General Obligation Bonds

Alaskan municipalities had approximately \$2.424 billion in general obligation debt outstanding at the end of June, 2009. While there has been an increase of roughly \$300 million in Alaska municipalities' general obligation debt over the last five years, the current amounts remain below the peak of \$2.673 billion in 1986.

High levels of State appropriations for municipal capital projects beginning in FY 1981 depressed municipal bond issuance for most purposes. However, liberalization in FY 1978 of State reimbursement of municipal school debt to 80 percent or higher from a previous 50 percent greatly stimulated issuance for school construction. The other major element of municipal G.O. debt has been the capital construction program of the North Slope Borough. More recently several municipal school debt reimbursement authorizations at the 60-70% level, including a current authorization due to expire in FY 2011, have again stimulated borrowing at the local level.

When State reimbursement is netted out of municipal school debt, it becomes apparent that many Alaska municipalities have substantial debt capacity.

The following Table 4.2 summarizes municipal debt outstanding.

TABLE 4.2
Municipal General Obligation Bonds Outstanding
\$ (millions)

June 30	Amount	June 30	Amount	June 30	Amount
1975	\$ 351	1986	2,673.5	1998	1,774.7
1976	420.8	1987	2,463.9	1999	1,832.0
1977	519.5	1988	2,170.4	2000	1,603.0
1978	545.2	1989	1,966.9	2001	1,850.4
1979	768.5	1990	2,002.1	2002	1,980.9
1980	827.1	1991	1,854.8	2003	1,932.6
1981	1,091.0	1992	1,729.8	2004	2,107.2
1982	1,316.2	1993	1,814.0	2005	2,345.8
1983	1,619.1	1994	1,759.9	2006	2,357.8
1984	2,105.8	1995	1,901.6	2007	2,402.1
1985	2,084.0	1996	1,779.1	2008	2,397.9
Source: Alaska Taxable		1997	1,777.5	2009	2,423.6

2. General Obligation Debt Ratios

Table 4.3 present ratios of municipal debt to population and to the estimated full value of taxable property in Alaska. Alaska's sparse population leads to higher debt ratios than might be found in other states. The presence of enormous oil and gas property values in certain municipalities has been a significant contributor to higher debt capacity.

TABLE 4.3
Per Capita Municipal and State
General Obligation Debt
1985-2009

Year	Population (thousands)	Municipal Debt \$ (millions)	State of Alaska debt \$ (millions)	Total G.O. Debt \$ (millions)	Per Capita G.O. Debt (dollars)
1985	547,475	2,084	924	3,029	5,534
1986	572,029	2,673	706	3,380	5,910
1987	574,200	2,463	598	3,062	5,333
1988	575,982	2,170	489	2,660	4,619
1989	540,563	1,966	386	2,353	4,353
1990	545,774	2,002	290	2,292	4,201
1991	579,659	1,854	213	2,067	3,567
1992	585,000	1,729	156	1,886	3,225
1993	599,200	1,813	108	1,921	3,208
1994	606,278	1,759	78	1,838	3,032
1995	615,900	1,901	58	1,959	3,182

TABLE 4.3 (Continued)
Per Capita Municipal and State
General Obligation Debt
1985-2009

Year	Population	Municipal Debt	State of Alaska debt	Total G.O. Debt	Per Capita G.O. Debt
1996	619,100	1,779	39	1,818	2,937
1997	611,300	1,778	24	1,802	2,947
1998	621,400	1,775	11	1,786	2,874
1999	622,000	1,832	2	1,834	2,949
2000	622,000	1,603	-	1,603	2,577
2001	628,800	1,850	-	1,850	2,942
2002	634,892	1,981	-	1,981	3,120
2003	643,786	1,933	-	1,933	3,003
2004	643,786	2,107	462	2,569	3,991
2005	655,435	2,346	438	2,784	4,248
2006	663,661	2,358	414	2,772	4,177
2007	670,053	2,402	390	2,792	4,166
2008	676,987	2,398	364	2,762	4,080
2009	679,720	2,424	503	2,926	4,305

Source: Alaska Taxable

TABLE 4.4
Municipal G.O. Debt, Population and Valuation
6/30/2009

Boroughs and Cities within Boroughs	Population	Full Value Determination (thousands)	Per Cap Full Value	Municipal G.O. Debt (thousands)	Per Capita G.O. Debt
Aleutians East Borough	2,699	\$156,158	\$ 57,858	\$30,670	\$ 11,363
Municipality of Anchorage	284,994	\$35,128,864	\$ 123,262	\$1,234,415	4,331
Fairbanks North Star Borough	89,896	\$9,268,837	\$ 103,106	\$135,260	1,505
<i>City of Fairbanks</i>	30,367	\$2,998,889	\$ 98,755	\$7,560	249
<i>City of North Pole</i>	2,099	\$462,833	\$ 220,502	\$1,303	621
Haines Borough	2,310	\$327,494	\$ 141,772	\$16,534	7,158
City & Borough of Juneau	30,427	\$4,335,283	\$ 142,481	\$142,543	4,685
Kenai Peninsula Borough	52,990	\$8,133,670	\$ 153,494	\$20,164	381
<i>City of Seward</i>	2,619	\$347,109	\$ 132,535	\$3,500	1,336
Ketchikan Gateway Borough	12,993	\$1,606,850	\$ 123,670	\$24,965	1,921
<i>City of Ketchikan</i>	7,508	\$941,940	\$ 125,458	\$8,123	1,082
Kodiak Island Borough	13,373	\$1,288,364	\$ 96,341	\$32,245	2,411
<i>City of Kodiak</i>	5,974	\$656,388	\$ 109,874	\$8,000	1,339
Lake and Peninsula Borough	1,552	\$73,324	\$ 47,245	\$5,994	3,862

TABLE 4.4 (Continued)
Municipal G.O. Debt, Population and Valuation
6/30/2009

Boroughs and Cities within Boroughs	Population	Full Value Determination (thousands)	Per Cap Full Value	Municipal G.O. Debt (thousands)	Per Capita G.O. Debt
Matanuska-Susitna Borough	82,515	\$8,929,097	\$ 108,212	\$179,875	2,180
<i>City of Palmer</i>	5,559	\$586,843	\$ 105,566	\$2,085	375
<i>City of Wasilla</i>	7,176	\$1,298,846	\$ 180,999	\$11,266	1,570
North Slope Borough	6,706	\$14,988,085	\$ 2,235,026	\$385,785	57,528
<i>City of Kaktovik</i>	272	\$6,284	\$ 23,103	\$95	349
Northwest Arctic Borough	7,407	\$679,087	\$ 91,682	\$61,056	8,243
City & Borough of Sitka	8,615	\$1,178,401	\$ 136,785	\$34,625	4,019
Municipality of Skagway	846	\$330,245	\$ 390,361	\$5,109	6,039
City & Borough of Wrangell	2,112	\$186,046	\$ 88,090	\$2,979	1,411
Municipalities Outside Boroughs					
City of Cordova	2,161	\$224,618	\$ 103,942	\$18,611	8,612
City of Craig	1,117	\$105,587	\$ 94,528	\$650	582
City of Dillingham	2,347	\$177,005	\$ 75,417	\$15,105	6,436
City of Nome	3,570	\$314,755	\$ 88,167	\$6,344	1,777
City of Petersburg	3,009	\$362,377	\$ 120,431	\$13,375	4,445
City of Unalaska	3,551	\$498,432	\$ 140,364	\$11,155	3,141
City of Valdez	3,635	\$2,321,729	\$ 638,715	\$4,185	1,151
Total	618,825	\$90,654,301	\$ 146,494	\$2,423,576	3,916
State of Alaska G.O. Debt	676,987	95,359,087	\$ 140,858	502,845	\$ 743
Statewide Total	679,720	95,359,087	\$ 140,292	\$ 2,926,421	\$ 4,305

Source: Alaska Taxable

3. Revenue Bonds

In addition to General Obligation Debt that is supported by local taxes, cities and boroughs may issue debt that is supported by the revenues generated by the project financed through the issuance of debt. At the end of June, 2009, approximately \$874.4 million in revenue bonds were outstanding, as shown on Tables 4.5 and 4.6.

TABLE 4.5
Alaska Municipal Debt Issued and Outstanding
 \$ (millions)

Fiscal Year	Amount Outstanding		Revenue Debt Outstanding as % of total
	G.O.	revenue	
1972	297.2	63.0	17.5%
1973	319.9	70.3	18.0%
1974	395.1	77.6	16.4%
1975	416.8	93.9	18.4%
1976	452.5	99.4	18.0%
1977	514.1	288.6	36.0%
1978	449.5	281.8	38.5%
1979	731.6	286.3	28.1%
1980	809.4	347.0	30.0%
1981	1,030.2	441.3	30.0%
1982	1,214.9	512.4	29.7%
1983	1,591.3	592.1	27.1%
1984	1,951.7	630.1	24.4%
1985	2,131.0	720.0	25.3%
1986	2,420.0	817.0	25.2%
1987	2,332.0	1,006.0	30.1%
1988	2,157.5	1,007.5	31.8%
1989	2,327.7	1,000.7	30.1%
1990	2,201.5	1,137.0	34.1%
1991	2,116.8	1,241.1	37.0%
1992	1,720.5	640.6	27.1%
1993	1,809.9	537.2	22.9%
1994	1,759.9	587.9	25.0%
1995	1,901.6	552.1	22.5%
1996	1,779.1	580.8	24.6%
1997	1,777.5	682.0	27.7%
1998	1,705.0	664.0	28.0%
1999	1,832.0	471.0	20.5%
2000	1,602.9	541.3	25.2%
2001	1,850.4	590.3	24.2%
2002	1,980.8	550.2	21.7%
2003	1,932.6	544.5	22.0%
2004	2,107.2	513.8	19.6%
2005	2,345.5	603.8	20.5%
2006	2,357.8	606.0	20.4%
2007	2,402.1	503.3	17.3%
2008	2,391.9	721.4	23.2%
2009	2,423.6	874.4	26.5%

Source: Alaska Taxable

TABLE 4.6
Alaska Municipal Debt Outstanding by Issuer
June 30, 2009
 \$ (thousands)

Cities And Boroughs	G.O. Debt	Revenue Debt	Total Debt	School G.O. Total	State's % of Debt
Aleutians East	\$ 30,670	-	\$ 30,670	\$ 14,818	61%
Anchorage	1,234,415	\$ 422,160	1,656,575	628,802	67%
Bethel	-	3,775	3,775	-	-
Cordova	18,611	-	18,611	16,615	66%
Craig	650	-	650	-	-
Dillingham	15,105	-	15,105	14,631	70%
Fairbanks	7,560	-	7,560	-	-
Fairbanks NSB	135,260	-	135,260	125,176	70%
Haines	16,534	1,584	18,117	15,700	70%
Homer	-	-	-	-	-
Hoonah	-	-	-	-	-
Juneau	142,543	39,065	181,608	136,317	69%
Kaktovik	95	-	95	-	-
Kenai Borough	20,164	-	20,164	14,854	70%
Ketchikan	8,123	56,895	65,017	-	-
Ketchikan Bor.	24,965	2,990	27,955	24,860	70%
King Cove	-	1,301	1,301	-	-
Klawack	-	1,973	1,973	-	-
Kodiak	8,000	2,000	10,000	-	-
Kodiak Bor.	32,245	-	32,245	29,227	64%
Lake Peninsula	5,994	-	5,994	6,544	88%
Mat-Su	179,875	240,070	419,945	149,047	66%
Nenana	-	-	-	-	-
Nome	6,344	13,064	19,408	3,800	66%
North Pole	1,303	-	1,303	-	-
North Slope	385,785	-	385,785	11,246	64%
Northwest Arctic	61,056	-	61,056	61,012	71%
Palmer	2,085	3,173	5,258	-	-
Petersburg	13,375	-	13,375	9,365	63%
St. Paul	-	7,459	7,459	-	-
Seward	3,500	42,130	45,630	-	-
Sitka	34,625	30,395	65,020	34,410	66%
Skagway	5,109	-	5,109	-	-
Soldotna	-	-	-	-	-
Unalaska	11,155	-	11,155	8,727	71%
Valdez	4,185	17	4,202	1,675	66%
Wasilla	11,266	3,826	15,092	-	-
Wrangell	2,979	2,028	5,007	2,664	70%
Yakutat	-	455	455	-	-
Total	\$ 2,423,576	\$ 874,360	\$ 3,297,935	\$ 1,309,490	

Source: Alaska Dept. of Community & Economic Development and
 Dept. of Education and Early Development

In FY 2009, revenue bonds accounted for approximately 26.5% of all local debt outstanding in Alaska. Some major municipal borrowers in Alaska have no revenue debt at all. Such borrowers include the Fairbanks North Star Borough, Kenai Peninsula Borough and North Slope Borough. In these boroughs, one reason for the lack of revenue debt may be the presence of oil and gas property. That is, substituting G.O bonds for revenue bonds transfers much of the debt burden that would otherwise fall on local users to the State. This is because the State also taxes oil and gas property but allows a credit against tax liabilities for taxes paid to municipalities. Thus municipal property taxes on oil and gas property directly reduce the State payment.

4. Municipal School Debt Reimbursement

Under a program enacted in 1970 (Alaska Statutes 14.11.100), the State will reimburse Alaskan municipalities for up to 60, 70, 80, 90, or 100 percent of the debt service on prequalified municipal G.O. debt issued for school construction. As of June 30, 2009, \$1,309.5 million in eligible debt was outstanding. Approximately \$920.6 million of the municipal G.O. school debt outstanding may be fully paid by the State through the program.

Although the statute provides that the State will reimburse school districts for a percentage of construction costs, the actual funding for the program is dependent on annual legislative appropriations. The State is not obligated to appropriate the full amount of the entitled under statute nor contractually obligated to consider doing so. When amounts are insufficient, available funds are allocated pro rata among the eligible school districts. This does not jeopardize the security of the debt, because the full faith, credit and taxing power of the issuing community is behind it. The program has been funded at the percent of entitlement shown in Table 4.7.

TABLE 4.7
Proration of State Reimbursement of
Municipal School Debt

Fiscal Year	\$ (thousands)	
	Payments (1983-09) or Appropriation (2010)	Percent of Entitlement
1983	\$ 36,203	83%
1984	90,600	100%
1985	93,161	100%
1986	106,315	97%
1987	115,845	91%
1988	109,472	92%
1989	109,472	96%
1990	107,831	89%
1991	116,668	94%
1992	128,986	100%
1993	127,603	100%
1994	99,146	100%
1995	103,345	100%
1996	79,700	100%
1997	62,476	100%
1998	61,640	100%
1999	61,991	100%
2000	64,350	100%

TABLE 4.7 (Continued)
Proration of State Reimbursement of
Municipal School Debt

\$ (thousands)

Fiscal Year	Payments (1983-09) or Appropriation (2010)	Percent of Entitlement
2001	52,099	100%
2002	54,057	100%
2003	51,973	100%
2004	60,593	100%
2005	72,025	100%
2006	81,095	100%
2007	93,335	100%
2008	91,103	100%
2009	93,319	100%
2010	99,326	100%

Source: State of Alaska, Department of Education & Early Development

Moody's Investor Service and Standard & Poor's Corporation treat reimbursement of local school debt in different ways. Neither agency "double counts" the debt liability associated with the reimbursement, either at the local level or the state level. At the local level, Moody's does not deduct any portion of the local school debt payable by the State of Alaska. There are three primary reasons for this decision. First, according to Moody's, there is considerable lag time between the debt service payment dates and the actual reimbursement by the State of Alaska (while this may have been true in earlier years, the current reimbursements happen within weeks of the debt service disbursement); second, and much more important, since the debt service reimbursements are subject to appropriation, there are many instances across the country where reimbursement of local debt has been reduced and eliminated (Massachusetts is cited as a state that has altered such arrangements); and third, as a policy matter, it would not be consistent with the way the agency handles similar debt in other states and would thus harm the comparability of State debt ratios. For these reasons, the State's responsibility for this reimbursement does not appear in the Moody's calculation of the State's overall debt load.

At the same time, Moody's does footnote local debt issues with a statement that the State of Alaska will reimburse localities for a large portion of debt service payments for local school debt. In addition, while no credit for the reimbursement is given to localities in computing local debt loads, Moody's analysts do recognize that in general, greater debt capacity does exist at the local level as a result of the reimbursement, and that less debt capacity exists at the State level for similar reasons.

When computing the size of local school debt, S&P does deduct the portion of such debt that is paid by the State for local school debt service. Thus, S&P arrives at a "net debt" liability for the local unit. At the same time, the rating agency assigns to the State the total proportionate amount of local school debt that is outstanding and serviced by the State's reimbursement of such debt from State appropriations.

Full funding of currently outstanding bonds eligible for participation in the school debt reimbursement program for FY10 has been estimated at \$99.3 million, and this amount has been appropriated.

5. Property Tax Limits

Two municipalities that have large oil and gas property values, the North Slope Borough and Valdez, may be subject to limitations on the amount of full value that can be taxed. A municipality may choose to levy property

taxes for its operating budget under one of two methods. Under AS 29.45.080(b), total property tax revenues may not exceed the equivalent of \$1,500 per capita.

Under AS 29.45.080(c), the total property value that can be taxed is limited to the municipality's population multiplied by 225 percent of the average statewide per capita full value. Although AS 29.45.090(a) limits municipal property tax rates to 3 percent or less (30 mills), AS 29.45.100 provides that taxes may be levied without limitation as to rate or amount to pay debt service.

III. Supplementary Information

A. State Debt Capacity

The ratio of debt service to revenue has been used as a guideline for determining Alaska's debt capacity. This guideline has been utilized as the State's oil revenues have elevated the debt capacity of the State. Using the more traditional ratios of state credit analysis – net tax-supported debt per capita, net tax supported debt as a percentage of personal income, and total net tax supported debt, few states have more favorable ratios than the State (when considering only State of Alaska G.O. bonds, University of Alaska bonds which are State supported, State reimbursement of municipal school debt, and lease payments on lease-purchase financing). However, when including all Alaska's governmental unit's debt, the State has ratios higher than the national averages.

Oil revenues generated in Alaska have been very large in per capita terms. Thus, the debt they support has also been very large in per capita terms. Compared with other states, higher levels per capita in Alaska have been expected due to the small population base, its greater geographic dispersion, and its higher price levels.

Besides boosting debt levels, petroleum revenues have elevated personal income levels as a result of State spending of the revenues and have significantly increased taxable property values as a result of petroleum development. Oil and gas taxable property represented approximately 23 percent of total taxable property in the State as of January 1, 2009.

As petroleum revenues recede with declines in Prudhoe production, the measure of the State's debt capacity will shift from a percentage of revenue figure to a measure more closely allied to the traditional debt ratios. Yet, because of small population and large geography, governmental units in Alaska will, on average, continue to carry more debt than in other states. For this reason, the burden of debt service in relation to revenue will continue to be important.

1. Debt Capacity as Measured by Revenues

The State's debt may be measured by comparing the associated debt service to unrestricted revenues. The State's historical policy was that annual debt service should not exceed 5 percent of annual unrestricted revenues. This target was at times exceeded due to fluctuations in the price of petroleum. The State's debt capacity is dynamic and is reduced to compensate for expectations of reduction to unrestricted revenue due to low petroleum prices. The state released a revenue sources book semi annually which is used as the basis for forecasting future years' revenue and the associated debt capacity that those revenues support.

Table 4.9 shows past ratios of State general obligation debt service to unrestricted revenue. From 1985 to 1989, the ratio exceeded 5%. In recent years, debt service has included, for determining debt capacity, debt service on State general obligation bonds, University of Alaska bonds that are State supported, State reimbursement of municipal school debt, and lease payments on lease-purchase financing. Inclusion of the above items brings all debt paid from the State's General Fund within the measure of debt burden generally used by the rating

agencies. State policy has attempted to maintain this more inclusive ratio in the range of 5% to 8% as seen in Table 5.1.

Tables 4.8 and 4.9 provide historical and projected payments for all debt service paid from the General Fund.

TABLE 4.8
State of Alaska
Ratio of General Obligation Bond Debt Service
To Expenditures and Unrestricted Revenues
 \$ (millions)

Fiscal Year	Debt Service	General Fund Expenditures*	unrestricted Revenues**	Ratio of Debt Service to Expenditures	Ratio of Debt Service to Unrestricted Revenues
1980	75.1	\$1,477	\$3,718	5.1%	2.0%
1981	97.6	4,613	4,108	2.1%	2.4%
1982	97.5	4,006	3,631	2.4%	2.7%
1983	143.6	3,846	3,588	3.7%	4.0%
1984	166.3	3,389	3,390	4.9%	4.9%
1985	169.5	3,698	3,260	4.6%	5.2%
1986	163.2	3,653	3,076	4.5%	5.3%
1987	154.9	3,026	1,799	5.1%	8.6%
1988	147.9	3,055	2,305	4.8%	6.4%
1989	135.5	3,186	2,186	4.3%	6.2%
1990	120.3	2,843	2,507	4.2%	4.8%
1991	95.5	2,805	2,987	3.4%	3.2%
1992	68.2	3,024	2,463	2.3%	2.8%
1993	59.7	3,145	2,352	1.9%	2.5%
1994	33.8	3,339	1,653	1.0%	2.0%
1995	22.9	3,312	2,083	0.7%	1.1%
1996	21.3	3,386	2,133	0.6%	1.0%
1997	16.5	3,350	2,495	0.5%	0.7%
1998	14.2	3,296	1,826	0.4%	0.8%
1999	8.8	3,425	1,348	0.3%	0.7%
2000	0.0	3,554	2,082	0.0%	0.0%
2001	0.0	3,758	2,282	0.0%	0.0%
2002	0.0	5,406	1,660	0.0%	0.0%
2003	0.0	5,582	1,948	0.0%	0.0%
2004	19.4	5,419	2,346	0.4%	0.8%
2005	46.4	5,903	3,189	0.8%	1.5%
2006	45.7	6,216	4,200	0.7%	1.1%
2007	45.0	6,777	5,149	0.7%	0.9%
2008	44.4	7,836	10,728	0.6%	0.4%
2009	43.9	9,549	5,831	0.5%	0.8%

Source: State of Alaska, CAFR, and Revenue Sources Book

* Permanent Fund income and Constitutional Budget Reserve Draws included from 2002 forward

** Permanent Fund income and restricted revenues are not included in unrestricted revenue

TABLE 4.9
State of Alaska
Debt Service on State Supported Debt
\$(millions)

fiscal year	state G.O.	university	lease / purchase	(1) Capital Leases	(2) school debt reimbursement	Capital Project Reimbursements	total debt service
1980	75.1	1.8	10.1	-	24.1	-	111.1
1981	97.6	2.2	10.0	-	38.4	-	148.2
1982	97.5	2.3	10.0	-	38.3	-	148.1
1983	143.6	2.3	9.9	-	36.2	-	192.0
1984	166.3	2.0	9.9	-	90.6	-	268.8
1985	169.5	2.0	10.7	-	93.2	-	275.4
1986	163.2	1.8	10.4	-	106.3	-	281.7
1987	154.9	1.8	11.2	-	115.8	-	283.7
1988	147.9	1.5	11.2	-	109.5	-	270.1
1989	135.5	2.2	11.7	-	109.5	-	258.9
1990	120.3	2.2	12.0	-	107.8	-	242.3
1991	95.5	2.7	12.0	-	116.7	-	226.9
1992	68.2	2.7	11.8	-	129.0	-	211.7
1993	59.7	3.7	11.2	-	127.6	-	202.2
1994	33.8	0.2	8.5	-	99.1	-	141.6
1995	22.9	0.2	10.2	-	103.3	-	136.6
1996	21.3	0.2	9.6	-	79.7	-	110.8
1997	16.5	0.2	9.5	-	62.5	-	88.7
1998	14.2	0.2	10.3	-	61.6	-	86.3
1999	8.8	0.2	15.5	-	62.0	-	86.5
2000	2.4	-	15.0	3.5	64.4	-	85.3
2001	-	-	12.8	3.5	52.1	-	68.4
2002	-	-	12.4	8.8	54.1	-	75.3
2003	-	-	11.9	8.8	52.0	-	72.7
2004	19.4	-	12.1	8.8	60.6	0.3	101.2
2005	46.4	-	13.8	8.8	71.4	0.2	140.6
2006	45.7	-	13.2	8.6	81.1	2.2	150.8
2007	45.0	-	13.2	9.1	86.9	3.6	157.8
2008	44.4	-	11.1	11.8	91.1	4.2	162.7
2009	43.9	-	8.0	20.4	93.3	3.9	169.6
2010	48.9	-	8.0	29.6	94.9	5.2	186.7
2011	53.8	-	8.0	29.7	95.8	5.3	192.5

TABLE 4.9 (Continued)
State of Alaska
Debt Service on State Supported Debt
 \$ (millions)

fiscal year	state G.O.	university	lease / purchase	(1) Capital Leases	(2) school debt reimbursement	Capital Project Reimbursements	total debt service
2012	53.4	-	8.0	29.7	93.0	5.3	189.3
2013	55.0	-	7.9	29.7	97.3	5.2	195.2
2014	54.7	-	5.1	29.7	92.1	5.1	186.7
2015	42.2	-	5.1	29.7	90.0	5.0	172.0
2016	42.1	-	5.0	29.7	85.1	4.2	166.1
2017	41.8	-	5.0	29.7	80.2	4.2	161.0
2018	41.7	-	3.4	26.3	75.2	4.1	150.7
2019	41.5	-	3.4	21.1	68.5	4.1	138.7
2020	30.4	-	2.2	26.3	62.2	2.8	123.8
2021	30.4	-	2.2	21.1	59.5	2.8	116.0
2022	30.4	-	-	21.1	48.9	2.8	103.2
2023	30.5	-	-	21.1	44.8	2.8	99.2
2024	30.5	-	-	21.1	34.4	2.8	88.8
2025	12.6	-	-	21.1	25.5	2.8	62.0
2026	12.6	-	-	21.1	14.5	2.6	50.8
2027	12.6	-	-	21.1	10.5	-	44.2
2028	12.6	-	-	17.8	7.6	-	38.0
2029	12.5	-	-	17.8	2.3	-	32.6
2030	\$ 12.5	\$ -	\$ -	\$ 17.8	\$ -	\$ -	\$ 30.3

1 - There are four facilities financed with capital leases

2 - FY2010-2029 payments rely on the Department of Education & Early Developments files as of 11-15-2009

TABLE 5.0
State of Alaska
Debt Service to Unrestricted Revenues
Fall 2009 Revenue Forecast of the Department of Revenue

Fiscal Year	Unrestricted Revenues (\$Millions)	State G.O. Debt Service %	State Supported Debt Service %	Total State Debt Service %	School Debt Transfers %	Total Debt Service to Revenues %
1980	3,718.0	2.0	0.3	2.3	0.6	3.0
1981	4,108.4	2.4	0.3	2.7	0.9	3.6
1982	3,631.0	2.7	0.3	3.0	1.1	4.1
1983	3,587.8	4.0	0.3	4.3	1.0	5.4
1984	3,390.1	4.9	0.4	5.3	2.7	7.9
1985	3,260.0	5.2	0.4	5.6	2.9	8.4
1986	3,075.5	5.3	0.4	5.7	3.5	9.2
1987	1,799.4	8.6	0.7	9.3	6.4	15.8
1988	2,305.8	6.4	0.6	7.0	4.7	11.7
1989	2,186.2	6.2	0.6	6.8	5.0	11.8
1990	2,507.2	4.8	0.6	5.4	4.3	9.7
1991	2,986.6	3.2	0.5	3.7	3.9	7.6
1992	2,462.6	2.8	0.6	3.4	5.2	8.6
1993	2,352.0	2.5	0.6	3.2	5.4	8.6
1994	1,652.5	2.0	0.5	2.6	6.0	8.6
1995	2,082.9	1.1	0.5	1.6	5.0	6.6
1996	2,133.3	1.0	0.5	1.5	3.7	5.2
1997	2,494.9	0.7	0.4	1.1	2.5	3.6
1998	1,825.5	0.8	0.6	1.4	3.4	4.7
1999	1,348.4	0.7	1.2	1.8	4.6	6.3
2000	2,081.7	0.1	0.9	1.0	3.1	4.1
2001	2,281.9	0.0	0.7	0.7	2.3	3.0
2002	1,660.3	0.0	1.3	1.3	3.3	4.5
2003	1,947.6	0.0	1.1	1.1	2.7	3.7
2004	2,345.6	0.8	0.9	1.7	2.6	4.3
2005	3,188.8	1.5	0.7	2.2	2.2	4.4
2006	4,200.4	1.1	0.6	1.7	1.9	3.6
2007	5,148.5	0.9	0.5	1.4	1.7	3.1
2008	10,728.2	0.4	0.3	0.6	0.8	1.4
2009	5,831.2	0.8	0.6	1.3	1.6	2.9
projected						
2010	4,777.9	1.0	0.9	1.9	2.0	3.9
2011	5,236.6	1.0	0.8	1.8	1.8	3.7
2012	5,573.3	1.0	0.8	1.7	1.7	3.4
2013	5,931.6	0.9	0.7	1.6	1.6	3.3
2014	6,340.2	0.9	0.6	1.5	1.5	2.9

As shown on Table 5.0, debt service on State G.O. and State Supported debt plus school debt reimbursement payments are projected to be approximately 1.9% of revenues in FY 2010.

Table 5.1 presents the ratio of State G.O.'s to full value of taxable property since 1974. The ratio has declined from 6.0% in 1974 to .6% in 2009. As a measure of debt capacity, debt to full value is of minor significance in Alaska due to the existence of a State petroleum property tax.

TABLE 5.1
State of Alaska
Ratio of State General Obligation Debt to Property Values

Year	Full Value: Cities, Boroughs & Unincorporated Areas at 1/1 \$(millions)	G.O. Bonds Outstanding at 6/30 \$(millions)	Ratio of Debt to Full Value %
1974	4,853	293	6.0%
1975	6,673	392	5.9%
1976	11,679	462	4.0%
1977	17,102	530	3.1%
1978	21,344	596	2.8%
1979	25,003	670	2.7%
1980	26,927	631	2.3%
1981	29,780	701	2.4%
1982	35,226	842	2.4%
1983	39,090	946	2.4%
1984	45,009	924	2.1%
1985	48,915	816	1.7%
1986	55,026	706	1.3%
1987	47,905	598	1.2%
1988	42,250	489	1.2%
1989	39,563	386	1.0%
1990	39,668	290	0.7%
1991	40,933	213	0.5%
1992	42,167	159	0.4%
1993	42,357	108	0.3%
1994	42,829	78	0.2%
1995	44,394	58	0.1%
1996	45,232	39	0.1%
1997	47,013	24	0.1%

TABLE 5.1 (Continued)
State of Alaska
Ratio of State General Obligation Debt to Property Values

Year	Full Value: Cities, Boroughs & Unincorporated Areas at 1/1 \$(millions)	G.O. Bonds Outstanding at 6/30 \$(millions)	Ratio of Debt to Full Value %
1998	47,541	11	0.0%
1999	49,158	2	0.0%
2000	50,773	0	0.0%
2001	53,230	0	0.0%
2002	55,247	0	0.0%
2003	58,361	462	0.8%
2004	59,230	462	0.8%
2005	66,308	438	0.7%
2006	66,847	414	0.6%
2007	84,253	390	0.5%
2008	86,717	364	0.4%
2009	90,428	503	0.6%

Source: Alaska Taxable Alaska Department of Commerce,
Community, and Economic Development.

B. Public Pension Systems Liabilities

The State administers two major retirement systems -- the Public Employees' Retirement System (for State employees and employees of political subdivisions who elect to join the system) and the Teachers' Retirement System (for teachers and school administrators). The difference between the present value of projected accrued benefits for employees who are covered by the pension system and the market value of the particular pension system's assets is the amount of the State's unfunded liability. An unfunded pension liability generally is not treated by the rating agencies or investors as debt unless it is judged to constitute a significant burden on the State. However, pension fund liabilities are a long-term obligation of the State.

The financial status of each of the State's public pension systems since FY 2003 is shown in Table 5.2. Actuarial results for FY 2009 will be available in June of 2010.

TABLE 5.2
State of Alaska
Retirement System's Financial Status
 \$ (millions)

<u>Public Employees' Retirement System (PERS)</u>						
	6/30/2003	6/30/2004	6/30/2005	6/30/2006	6/30/2007	6/30/2008
Present Value of						
Accrued Benefits	\$ 10,562	\$ 11,444	\$ 12,845	\$ 14,388	\$ 14,570	\$ 15,888
Value of Assets	\$ 7,687	\$ 8,030	\$ 8,443	\$ 9,041	\$ 9,901	\$ 11,040
Funding Excess (Unfunded Liability)						
for Accrued Benefits	\$ (2,875)	\$ (3,414)	\$ (4,402)	\$ (5,347)	\$ (4,669)	\$ (4,848)
Funding Ratio	72.8%	70.2%	65.7%	62.8%	68.0%	69.5%

<u>Teachers' Retirement System (TRS)</u>						
	6/30/2000	6/30/2001	6/30/2003	6/30/2005	6/30/2007	6/30/2008
Present Value of						
Accrued Benefits	\$ 5,412	\$ 5,836	\$ 6,124	\$ 6,499	\$ 7,189	\$ 7,619
Value of Assets	3,689	3,752	3,845	3,959	4,424	4,937
Funding Excess (Unfunded Liability)						
for Accrued Benefits	\$ (1,723)	\$ (2,084)	\$ (2,278)	\$ (2,540)	\$ (2,765)	\$ (2,682)
Funding Ratio	68.2%	64.3%	62.8%	60.9%	61.5%	64.8%

Source: June 30, 2009 State of Alaska PERS and TRS valuation report

The Public Employees' Retirement System's actuarial accrued liabilities are funded at 69.5 percent and the Teachers' System's actuarial accrued liabilities funded at 64.8 percent. It is important to note that these funding levels include accrued benefit costs. Unfunded pension liabilities are generally not considered to be a contingent liability until the funding ratio drops below 60 percent.

C. Credit Ratings of State

The State of Alaska's general obligation bond rating was re-established in 2003 with the issuance of the 2003 Series A and B bonds. The State received AA ratings from the three national bond credit rating agencies. Both Fitch Ratings and Standard and Poor's AA ratings have a stable outlook assigned to them, while Moody's Aa2 rating is currently stable, it had a negative outlook assigned to it from August 2002 until December 2004 when it was revised to stable. On March 27, 2008 Standard & Poor's increased their credit rating on the State to AA+ with a stable outlook.

Following is the State of Alaska's credit rating history, shown on Table 5.3.

TABLE 5.3
State of Alaska Credit Rating History
 ratings as of date shown

	Moody's Investor Service	Standard and Poor's Corp.	Fitch Investors Service
July 13, 1961	Baa	June 4, 1971	A
September 12, 1969	Baa1	January 23, 1975	A+
August 29, 1974	A1	June 14, 1980	AA-
June 13, 1980	Aa	August 5, 1992	AA
November 26, 1998 forward	Aa2	March 27, 2008 forward	AA+

D. Private Activity Bond Ceiling

The Tax Reform Act of 1986 established a ceiling on annual issuance of Qualified Private Activity Bonds (PAB's), effective August 15, 1986, at the level of \$250 million for the remainder of 1986 and for 1987, and \$150 million thereafter. Effective in calendar year 2001 the PAB cap became subject to annual adjustment and has been increased each year since. In calendar year 2009 the cap was \$273.3 million. The PAB ceiling encompasses qualified mortgage revenue bonds, student loan bonds some of the types of tax-exempt debt issued by AIDEA and AEA, and certain other types of tax-exempt bonds to promote industrial development.

The responsibility for allocating Alaska's annual ceiling was assigned to the State Bond Committee by State law, beginning in 1987. Allocation carry-forwards expire after three calendar years. Table 5.4 summarizes the allocation, use and carry-forwards of the PAB ceiling over the past five years.

TABLE 5.4
Alaska Private Activity Bond Ceiling Allocations
Use and Carryforwards - Last Five Years
\$ (thousands)

calendar year	total ceiling	allocation	use	available carryforward at calendar year end
2004	233,795	120,000 to ASLC	93,100 by ASLC	121,924 ASLC
		113,795 to AHFC	- by AHFC	343,001 AHFC
2005	239,180	40,000 to ASLC	58,250 by ASLC	103,674 ASLC
		199,180 to AHFC	5,803 by AHFC	445,772 AHFC*
2006	246,610	70,000 to ASLC	90,735 by ASLC	82,939 ASLC
		129,515 to AHFC	252,593 by AHFC	322,694 AHFC
		47,095 AIDEA	47,095 by AIDEA	- AIDEA
2007	256,235	40,000 to ASLC	45,153 by ASLC	77,786 ASLC
		208,435 to AHFC	89,370 by AHFC	441,759 AHFC
		6,000 AIDEA	6,000 by AIDEA	- AIDEA
		1,800 Sand Point	18,000 by Sand Point	-
2008	262,500	131,048 to ASLC	- by ASLC	208,834 ASLC
		131,048 to AHFC	161,760 by AHFC	411,047 AHFC
2009	273,270	123,270 to ASLC	- by ASLC	294,318 ASLC
		150,000 to AHFC	80,827 by AHFC	479,788 AHFC

Carryforwards expire after three years.

*\$90,605,891.95 shown as available at year end lapsed.

** Doesn't include \$96,550,479 special 2008 allocation due to Housing and Economic Recovery Act

Source: State Bond Committee

E. State Bond Committee

AS 37.15 includes the State's Bonding Act and creates the State Bond Committee (SBC). The members of the SBC are the Commissioner of Commerce, Community and Economic Development (who serves as chairman), the Commissioner of Revenue (who serves as secretary), and the Commissioner of Administration.

The duties of the State Bond Committee include adopting resolutions and preparing documents necessary for the issuance, sale, and delivery of State bonds. The State Bond Committee must fix the principal amount, denomination, date maturities, place of payment, terms, rights of redemption if any, form, condition and covenants of the bonds; fix the date of sale and the form of the notice of sale; and provide the notice of sale of State debt.

Additionally, the State Bond Committee manages and administers the State debt policy including requests for appropriations to the debt retirement fund, the repayment of State debt and related administrative matters.

Staff support for the State Bond Committee is provided by the Treasury Division of the Department of Revenue.

This publication was released by the Department of Revenue.



Information for:

Senate Finance Committee

Presented By:
Alaska Department of Revenue

February 5, 2010

Discussion Agenda

- State Debt Discussion
- Bond Structuring Opportunities from Recovery Act
- Current Market Condition
- Summary

\$9.3 Billion in Outstanding State Debt

See Table 1.1 in Alaska Public Debt Book

■ General Obligation	502.8
■ State Supported	1,349.8
■ State Guaranteed	383.9
■ State Moral Obligation	1,250.0
■ State Revenue	639.5
■ University	128.0
■ State Agency	744.4
■ State Agency Collateralized	2,698.0
■ Municipal	3,297.9

Historical Use of General Obligation Bonds

purpose	General Obligation Debt Issued by Purpose \$ (thousands)	amount issued	percentage
Transportation		\$ 933,463	46.1%
Education		623,922	30.8%
Water and Sewer		135,640	6.7%
Fish, Game, and Recreation		93,099	4.6%
Public Safety (Fire and Corrections)		86,544	4.3%
Flood Control and Harbor Development		75,790	3.7%
Health and Housing		75,534	3.7%
Total		\$ 2,023,992	100.0%

Source: Bonded Debt Service, State of Alaska.

Subject to Appropriation Leases Since 1990

State of Alaska Lease-Purchase Financing¹

Issued and Outstanding

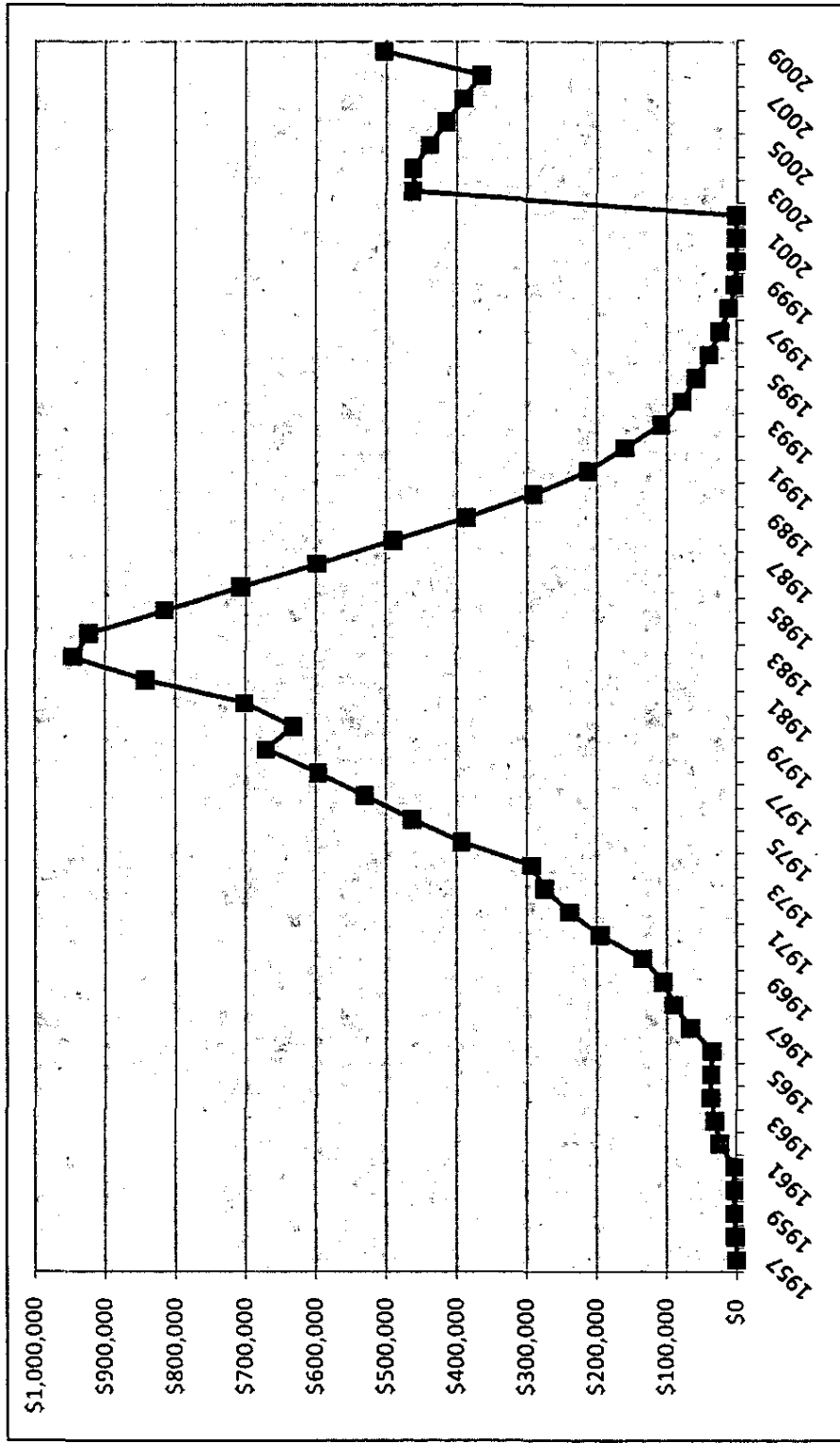
\$(thousands)

Certificates of Participation (COP's)

	date	amount issued	outstanding at 6/30/09	final maturity
Seward Student Service Center	7/24/1990	\$ 4,560	\$ -	6/15/2000
Kenai Court House	7/24/1992	4,275	-	7/1/2002
Wildwood Correctional Center Acquisition	12/10/1992	5,655	-	4/1/2000
Wildwood Correctional Center Improvements	12/10/1992	4,990	-	4/1/2000
Palmer Court House	7/1/1993	3,300	-	12/1/2002
Court Plaza Building	8/1/1993	5,500	-	9/1/2000
Anchorage Times Building	6/2/1994	6,153	-	9/1/2003
Soldotna Maintenance Facility	9/1/1997	4,900	-	1/1/2008
Fairbanks Courthouse	10/15/1997	29,900	10,190	1/1/2013
Palmer Airport Fire Facility	12/15/1997	5,995	-	6/15/2007
Anchorage Health Lab	1/1/1998	18,440	-	1/1/2008
Spring Creek Correctional Center (refunding)	6/15/1998	28,040	-	9/1/2006
Alaska Psychiatric Institute	4/15/2002	16,000	10,825	7/15/2016
Seafood and Food Safety Lab	8/1/2003	14,145	10,185	1/15/2019
State Virology Laboratory	10/1/2005	24,000	20,215	2/1/2021
Total Certificates of Participation		\$ 175,853	\$ 51,415	

	date	amount issued	outstanding at 6/30/09	final maturity
Atwood Building	4/1/2000	\$ 40,400	\$ 22,715	6/1/2017
Anchorage Jail	4/15/2000	60,440	42,735	7/1/2002
Atwood Parking	10/3/2007	42,415	40,805	12/1/2027
Goose Creek Correctional	12/23/2008	244,285	231,780	9/1/2032
Total Lease Revenue		\$ 387,540	\$ 338,035	

Historical General Obligation Bond Debt Outstanding



Alaska Public Debt - Table 2.4

Alaska Municipal Bond Bank

Outstanding Loans to Municipalities
Funded with Bonds as of 6/30/2009

\$(thousands)

Governmental Unit	Outstanding Loan Amount	Percentage of Total	Community Loans		Bonds Issued (millions)		Community Savings	
			Fiscal Year	Loans	Fiscal Year	(millions)	Fiscal Year	Savings
Northwest Arctic Borough	61,015	10.80%	2001	9	50.1	4.2		
City of Ketchikan	58,810	10.41%	2002	4	39.2	3.1		
City of Seward	45,630	8.08%	2003	9	62.3	3.6		
Kenai Peninsula Borough	42,909	7.60%	2004	11	113.1	4.8		
City & Borough of Juneau	37,745	6.68%	2005	14	123.2	16.7		
City & Borough of Sitka	34,410	6.09%	2006	11	77.4	3.8		
City of Unalaska	33,125	5.87%	2007	14	106.6	14.3		
Kodiak Island Borough	32,595	5.77%	2008	9	98.7	3.4		
Aleutians East Borough	30,670	5.43%	2009	9	76.7	6.8		
Ketchikan Gateway Borough	21,615	3.83%						
City of Valdez	21,165	3.75%						
City of Cordova	18,615	3.30%						
Haines Borough	16,335	2.89%						
City of Kodiak	14,865	2.63%						
City of Dillingham	14,635	2.59%						
City of Nome	13,766	2.44%						
City of Petersburg	13,510	2.39%						
City of Wasilla	9,340	1.65%						
City of Fairbanks	7,560	1.34%						
Lake and Peninsula Bor.	7,219	1.28%						
St. Paul	6,006	1.06%						
Municipality of Anchorage	4,960	0.88%						
Municipality of Skagway	4,840	0.86%						
City of Bethel	3,590	0.64%						
City of Wrangell	2,979	0.53%						
City of Palmer	2,085	0.37%						
Inter-island Ferry Authority	1,360	0.24%						
City of Adak	1,305	0.23%						
City of North Pole	1,170	0.21%						
City of Craig	650	0.12%						
City of Homer	185	0.03%						
City of Kaktovik	95	0.02%						
Total	\$ 564,759	100.00%						

Source: Alaska Municipal Bond Bank
Does not include reserve obligations

Investment Grade Rating Categories

- Bond ratings for the majority of municipal bonds are in the investment grade categories

Investment Grade Rating Symbols for the Three Major Rating Agencies

	<u>Moody's</u>	<u>Standard & Poor's</u>	<u>Fitch</u>
Prime Grade	Aaa	AAA	AAA
High Grade	Aa1	AA+	AA+
	Aa2	AA	AA
	Aa3	AA-	AA-
Upper Medium High Grade	A1	A+	A+
	A2	A	A
	A3	A-	A-
Medium Grade	Baa1	BBB+	BBB+
	Baa2	BBB	BBB
	Baa3	BBB-	BBB-

- State of Alaska's General Obligation bonds are rated Aa2/AA/AA+
- Certificates of participation or subject to appropriation debt is rated Aa3/AA-/AA
- 13 states have at least one AAA credit rating
- 5 states have at least one A Credit rating
- California lowest rated at A/Baa1/BBB

Rating Factors for Alaska's General Obligation Bonds

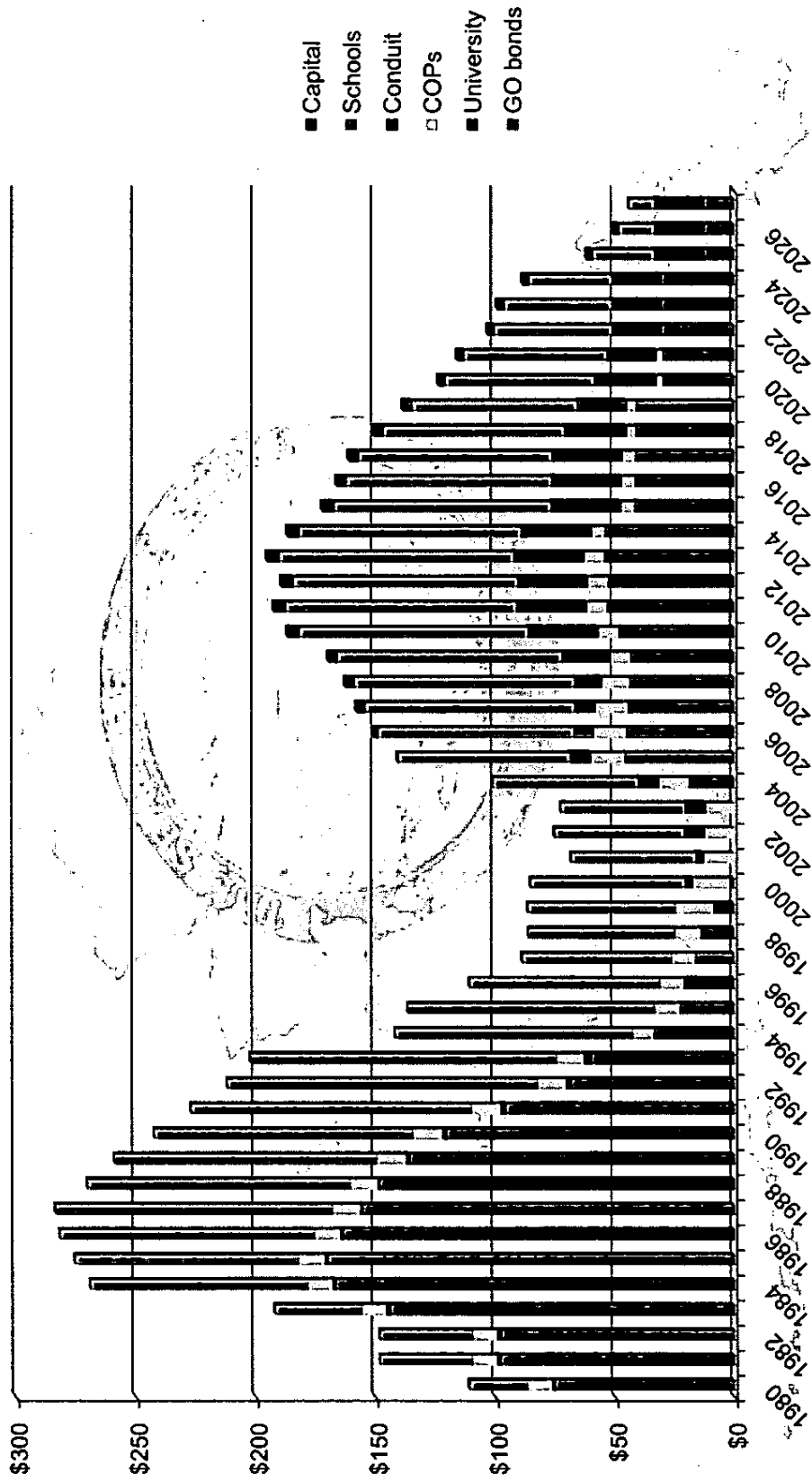
- **Economic Base**
 - Dependent on natural resource industries
 - non-renewable oil extraction industries
 - renewable resources fishing and timber
 - Tourism
 - Military bases
- **Financial Analysis**
 - Trend in expenditures
 - Oil generated revenue dependency and volatility
 - Projected decline in oil production and the Prudhoe Curve
 - Gas Line
 - Reserves (CBR, SBR, PF, etc.)
- **Debt Analysis**
 - Very low net debt after deductions for self-supporting and guaranteed debts
 - Debt conservatively managed
- **Administrative Factors**
 - Forecasting ability
 - Reserve policies
 - Investment strategies and performance
 - Services provided

Alaska's State Supported Debt

(Millions) Peaked in 1985 at \$275 million

fiscal year	state G.O.	university	COPs	Lease Revenue	School Debt Reimbursement	Capital Project Reimbursement	Total Debt Service
2000	2.4	-	15.0	3.5	64.4	0	85.3
2009	43.9	-	8.0	20.4	93.3	3.9	169.6
2010	48.9	-	8.0	29.6	94.9	5.2	186.7
2011	53.8	-	8.0	29.7	95.8	5.3	192.5
2012	53.4	-	8.0	29.7	93.0	5.3	189.3
2013	55.0	-	7.9	29.7	97.3	5.2	195.2
2014	54.7	-	5.1	29.7	92.1	5.1	186.7
2015	42.2	-	5.1	29.7	90.0	5.0	172.0
2016	42.1	-	5.0	29.7	85.1	4.2	166.1

State & State Supported General Fund Debt Service



Alaska Public Debt - Table 4.9

Alaska's Debt Service to Unrestricted Revenue (Debt Capacity)

*Peaked in 1987 at 15.8%

Fiscal Year	Unrestricted Revenues	State G.O. Debt Service	State Supported Debt Service	Total State Debt Service	School Debt Transfers	Total Debt Service to Revenues
	(\$Millions)	%	%	%	%	%
2007	5,148.5	0.9	0.5	1.4	1.7	3.1
2008	10,728.2	0.4	0.3	0.6	0.8	1.4
2009	5,831.2	0.8	0.6	1.3	1.6	2.9
Projected						
2010	4,777.9	1.0	0.9	1.9	2.0	3.9
2011	5,236.6	1.0	0.8	1.8	1.8	3.7
2012	5,573.3	1.0	0.8	1.7	1.7	3.4
2013	5,931.6	0.9	0.7	1.6	1.6	3.3
2014	6,340.2	0.9	0.6	1.5	1.5	2.9

Recovery Act Opportunities

- Build America Bonds
- Recovery Zone Economic Development Bonds
- Recovery Zone Facility Bonds
- Qualified School Construction Bonds
- Other allocations smaller than statewide in nature

Build America Bonds

- Alternative structure for financings that otherwise qualify as tax-exempt
- Sell taxable bonds and receive 35% subsidy from Federal Government on interest expense
- Beneficial on yields for maturities beyond 8-12 years depending upon market
- On 20 year loan has lowered interest rate by 50 to 100 basis points depending on market

Recovery Zone Bonds

- Recovery Zone Economic Development Bonds
 - Identical to BABs but a boosted 45% subsidy
 - \$90 million allocation to Alaska
- Recovery Zone Facility Bonds
 - Provide opportunity for municipalities to offer tax exemption to businesses investing in their communities.
 - \$135 million allocated to Alaska

Recovery Zone Allocations

<u>AREA</u>	<u>Economic Development Bonds</u>	<u>Facility Bonds</u>
Anchorage	0	0
Aleutians East Borough	0	0
Aleutians West Census Area	\$ 4,680,000	\$ 7,020,000
Bethel Census Area	\$15,271,000	\$22,906,000
Bristol Bay Borough	\$ 246,000	\$ 369,000
Denali Borough	0	0
Dillingham Census Area	\$ 1,724,000	\$ 2,586,000
Fairbanks North Star Borough	\$32,760,000	\$49,137,000
Haines Borough	\$ 1,576,000	\$ 2,365,000
Juneau Borough	\$ 7,586,000	\$11,379,000
Kenai Peninsula Borough	\$ 4,877,000	\$ 7,315,000
Ketchikan Gateway Borough	\$ 3,744,000	\$ 5,616,000
Kodiak Island Borough	\$ 2,266,000	\$ 3,399,000
Lake & Peninsula Borough	\$ 1,970,000	\$ 2,956,000
Matanuska-Susitna Borough	0	0
Nome Census Area	\$1,773,000	\$ 2,660,000
North Slope Borough	0	0
Northwest Arctic Borough	\$ 887,000	\$ 1,330,000
Prince of Wales-Outer Ketchikan Census Area	\$ 1,921,000	\$ 2,956,000
Sitka Borough	\$ 2,709,000	\$ 4,064,000
Skagway Hoonah Angoon Census Area	\$ 985,000	\$ 1,478,000
Southeast Fairbanks Census Area	0	0
Valdez-Cordova Census Area	\$ 2,906,000	\$ 4,360,000
Wade Hampton Census Area	0	0
Wrangell Petersburg Census Area	\$ 2,020,000	\$ 3,030,000
Yakutat Borough	\$ 99,000	\$ 148,000
Yukon-Koyukuk Census Area	0	0

Qualified School Construction Bonds

- Investor receives a tax credit as a fixed percentage of the purchase.
- Theoretically could have zero interest expense, but recent issues required supplemental coupon of 1.5%
- State's allocation is \$29,784,000 for both 2009 and 2010
- Must be a k-12 school capital project

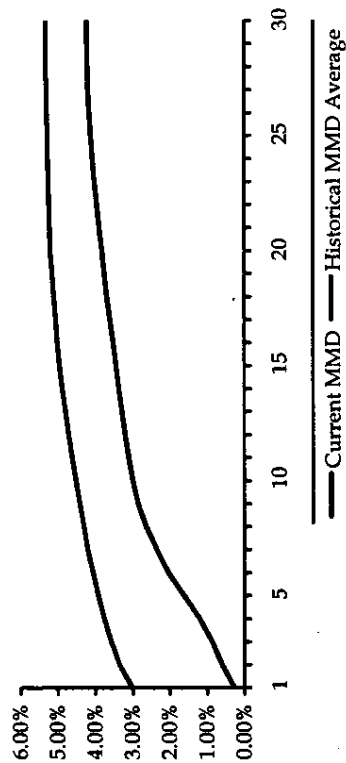


Market Update Municipal Market Update

Commentary

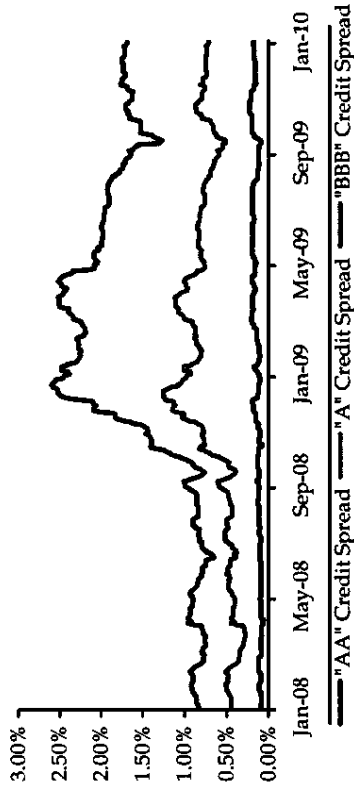
- Total issuance for 2009 was \$407 billion, with fixed rate bonds accounting for \$360.7 billion (89%)
- Taxable issuance was \$84.1 billion in 2009; BABs account for \$64.2 billion of taxable issuance
- Insurance penetration fell to 8.7% in 2009
- Credit spreads have been shrinking since credit crisis, but have widened slightly recently
- Yield curve historically steep and fixed rates remain near historic lows
- Retail showing less appetite with such low rates

Yield Curve Historically Steep

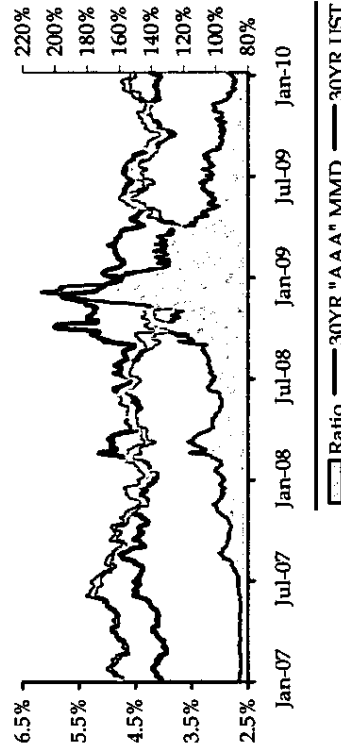


Rates as of January 28, 2010.

Credit Spreads



Tax-Exempt / Taxable Ratios

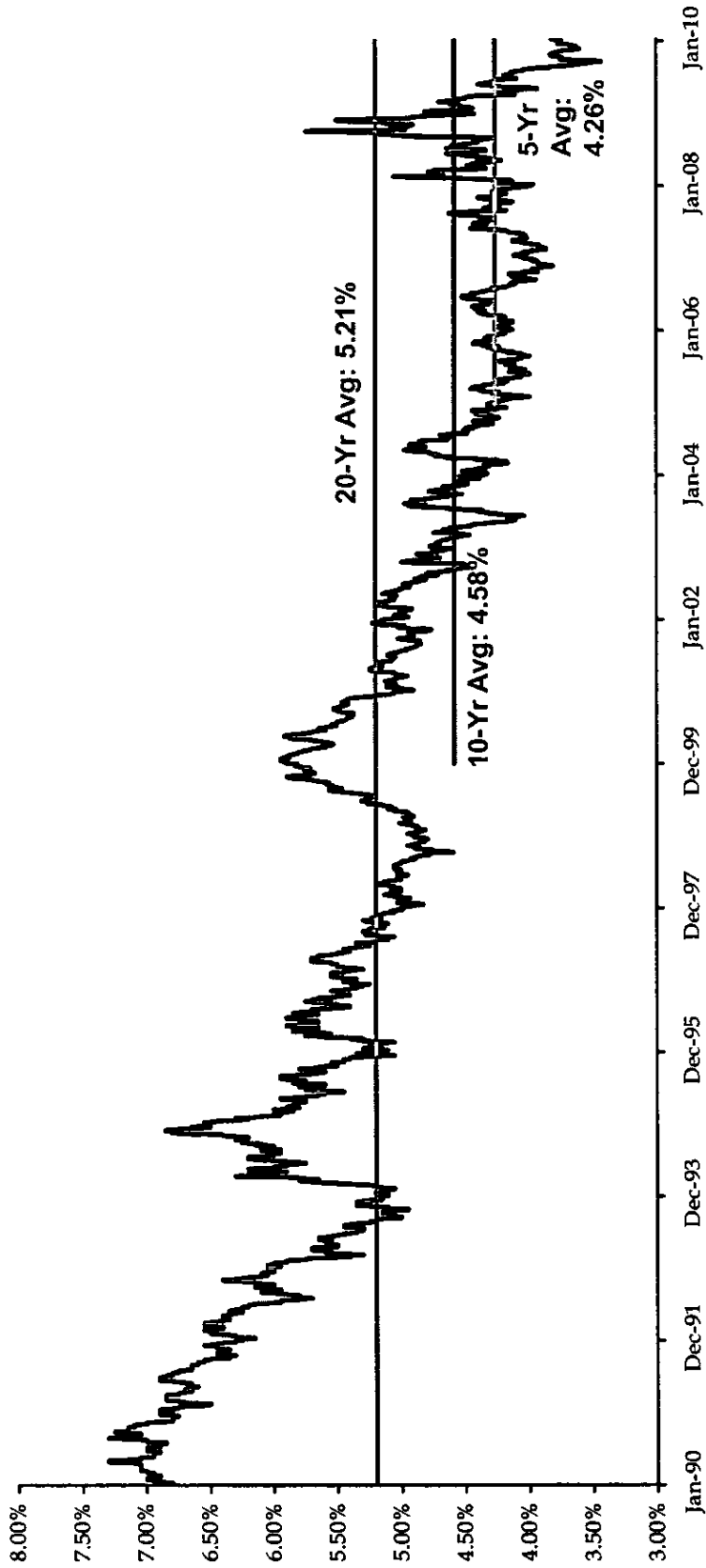




Market Update Fixed Rate Bonds

In current market, it is difficult to argue against fixed rate bonds (particularly with BABs)

20-Year "AAA" MMD (Since January 1, 1990)



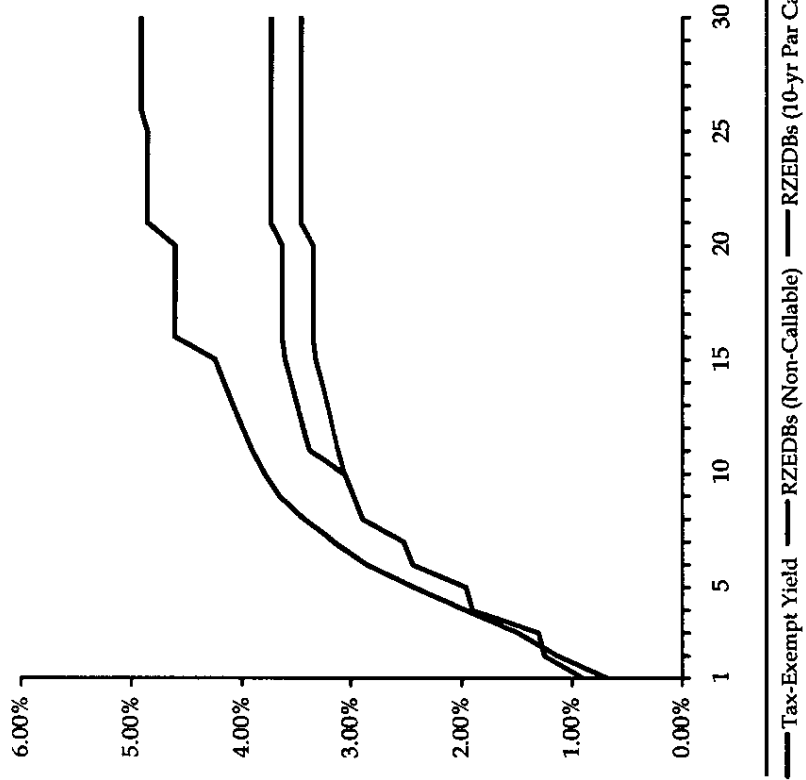
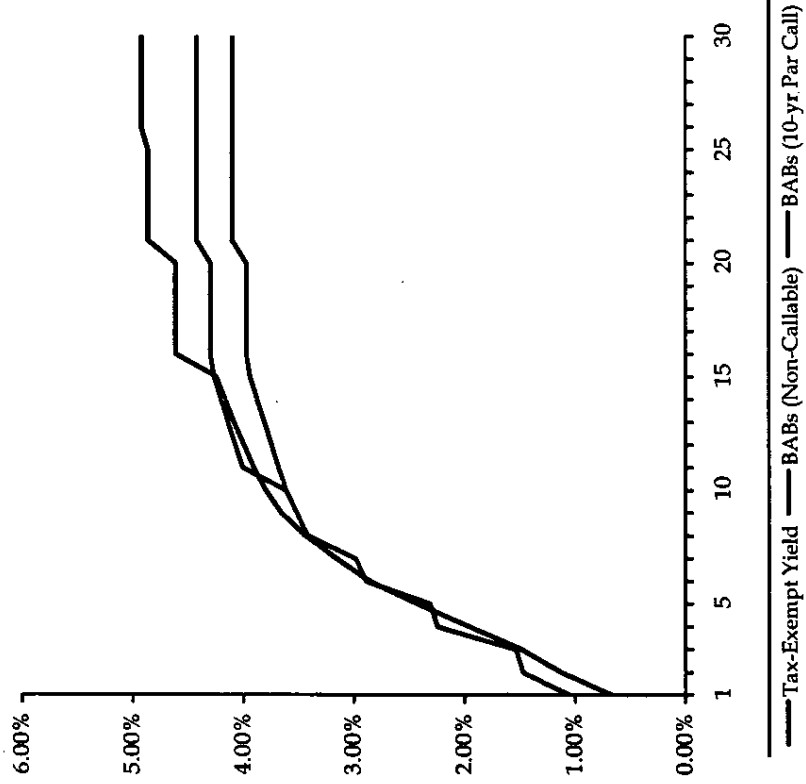
20 Year "AAA" MMD has been lower than today only 1.73% of the time since January 1, 1990. This does not include the BABs benefit



Alaska Municipal Bond Bank Indicative BABs and RZEDBs Yield Curves

BABs Yield Analysis*

RZEDBs Yield Analysis**



* BABs yields are net of the 35% federal interest subsidy.
 ** RZEDBs yields are net of the 45% federal interest subsidy.
 Note: Rates preliminary and subject to change; as of January 28, 2010.

Summary

- Conservative use of State Debt
- Capacity to consider Additional Borrowing
- Estimate \$1 to \$2 billion in Capacity at Current Credit Rating
- Current structuring opportunities in ARRA
- Lower absolute interest rates than at any point in the last 20 years

STATE OF ALASKA

OFFICE OF THE GOVERNOR

OFFICE OF MANAGEMENT AND BUDGET

SEAN PARNELL, GOVERNOR

P.O. BOX 110020
JUNEAU, ALASKA 99811-0020
TELEPHONE: (907) 465-4660
FAX: (907) 465-3640

January 28, 2010

The Honorable Lyman Hoffman
Co-Chair, Senate Finance Committee
Alaska State Legislature
State Capitol, Room 518
Juneau, AK 99801-1182

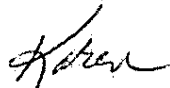
The Honorable Bert Stedman
Co-Chair, Senate Finance Committee
Alaska State Legislature
State Capitol, Room 516
Juneau, AK 99801-1182

Dear Senate Finance Committee Co-Chairs:

Thank you for the opportunity to present highlights of the Governor's budget before the Senate Finance committee yesterday. I remain available to further discuss the details that will ensure our efforts direct resources effectively to position Alaska's economy for growth and Alaska's families for opportunity.

The committee requested a break down of our \$276 million request for FY11 debt service. The detail for your review is enclosed in the debt summary dated January 14, 2009, and can also be found on the OMB website at omb.alaska.gov.

Sincerely,



Karen J. Rehfeld
Director

Enclosure

**FY2011 Governor
Debt Obligations and Revenue Sources
(\$ thousands)**

1	Debt	FY2010	FY2011	Inc/(Dec)
2	School Debt Reimbursement (estimated maximum per school districts)(see notes)	100,045.3	106,258.5	6,213.2
3	Lease Finance (Certificates of Participation)			
4	DEC Environmental Health Lab	1,320.3	1,309.3	(11.0)
5	API Replacement	1,628.0	1,622.4	(5.6)
6	2005 A Refunding	2,805.3	2,812.7	7.4
7	Fairbanks Virology Lab	2,257.7	2,240.2	(17.5)
8	Public Safety Crime Lab*	0.0	1,616.7	1,616.7
9	UAF Life Sciences Building**	0.0	2,700.0	2,700.0
10	Trustee Fees	25.0	25.0	0.0
11	Subtotal Lease Finance	8,036.3	12,326.2	4,290.0
14	General Obligation Bonds- Transportation, Education and Museum (Series 2003A)	30,469.5	30,199.9	(269.6)
15	GARVEE Transportation Bonds (Series 2003B)	12,886.4	12,728.1	(158.4)
12	General Obligation Bonds- (\$165.0 - Series 2009A)	5,589.0	10,832.1	5,243.1
13	General Obligation Bonds- (\$150.1 - Series 2010A)***	0.0	5,000.0	5,000.0
16	Atwood Building	3,467.1	3,467.1	0.0
17	Linnay Pacillo Parking Garage	3,303.5	3,303.5	0.0
18	HB528- University	1,412.6	1,409.8	(2.8)
19	HB528- DOTPF for Municipal Projects	2,841.5	3,002.6	161.1
20	HB528- AEA for Power Projects	1,294.9	1,294.9	0.0
21	Anchorage Jail Lease Payment	5,103.9	5,108.0	4.1
22	SB65- Mat-Su Borough for Goose Creek CC Prison	17,813.4	17,816.5	3.1
23	Clean Water Fund Revenue Bonds	1,005.0	2,710.0	1,705.0
24	Drinking Water Fund Revenue Bonds	1,670.0	2,973.2	1,303.2
25	Sport Fish Hatchery Revenue Bonds	8,900.0	7,500.0	(1,400.0)
26	International Airport Revenue Bonds	50,028.7	50,047.9	19.2
27	Total Debt	253,867.0	275,978.3	22,111.3
28	Fund Sources			
29	General Funds	140,917.0	166,455.8	25,538.8
30	Debt Retirement Fund Balance	6,786.0	1,039.0	(5,747.0)
31	General Obligation Bonds (Series 2003A) - capital project fund interest	2,837.4	7,066.8	4,229.4
32	General Obligation Bonds (Series 2003A) - bond premiums and interest (DSF)	221.5	42.3	(179.2)
33	GARVEE Transportation Bonds (Series 2003B)- AATP Match capital project fund interest	877.4	374.8	(502.6)
34	GARVEE Transportation Bonds (Series 2003B)- Federal Revenue	12,007.7	12,353.3	345.6
35	GARVEE Transportation Bonds (Series 2003B)- bond premiums and interest (DSF)	1.3	0.0	(1.3)
36	General Obligation Bonds (Series 2009A) - capital project fund interest	0.0	1,902.4	1,902.4
37	General Obligation Bonds (Series 2009A)- bond premiums and interest (DSF)	5,589.0	2,278.9	(3,310.1)
38	Investment Loss Trust Fund	26.0	34.0	8.0
39	School Fund (Cigarette Tax)	23,000.0	21,200.0	(1,800.0)
40	Clean Water Fund interest earnings	1,005.0	2,710.0	1,705.0
41	Drinking Water Fund interest earnings	1,670.0	2,973.2	1,303.2
42	Fish and Game Revenue Bond Redemption Fund	8,900.0	7,500.0	(1,400.0)
43	International Airports Revenue Fund	46,828.7	46,847.9	19.2
44	International Airports passenger facility charge	3,200.0	3,200.0	0.0
45	Total Fund Sources	253,867.0	275,978.3	22,111.3

Notes

Total School Debt Reimbursement in FY2010 is \$100,045.3 and FY2011 is \$106,258.5 for an increase of \$6,312.2.

General Fund portion of School Debt Reimbursement increased by \$1.8M over FY2010 due to a decrease in estimated Cigarette Tax collections (School Fund) from \$23.0M in FY2010 to \$21.2M in FY2011.

*Public Safety Crime Lab - \$75.75M cost equates to debt service of \$1.6 in FY11, approx. \$5.5M/yr for 20 yrs

** UAF Life Sciences Building - \$88.875M cost equates to debt service of \$2.7M in FY11, approx. \$6.7M/yr for 20 yrs

***General Obligation Bonds- (Series 2010A) - \$150.1M cost equates to debt service of \$5.0M in FY11, approx. \$13.0M/yr

In addition to the items listed above, State corporations such as AHFC (including Northern Tobacco Securitization Corporation bonds) and AIDEA also issue and pay for debt for corporate purposes.

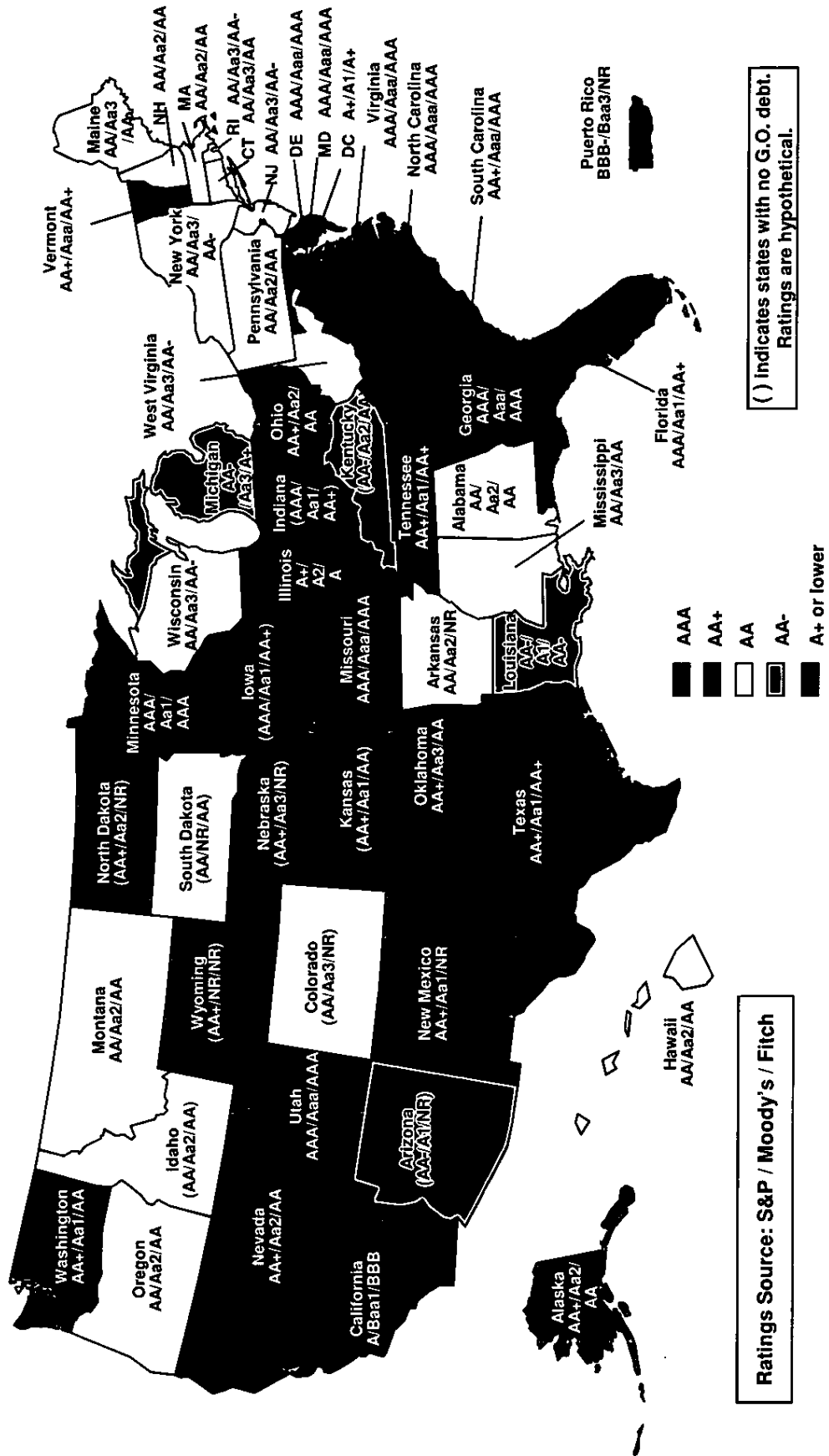
Debt Summary Table

FY02 - FY11
(thousands)

	FY02	FY03	FY04	FY05	FY06	FY07	FY08	FY09	FY10	FY11	FY10 to FY11	Comments
Alaska Debt Retirement Fund (ADRF) Capitalization												
3	33,678.4	8,000.0	2,702.4	-	45,784.1	41,491.9	102,298.0	107,043.3	105,880.2	-	(105,880.2)	
4	-	-	3,804.5	8,004.5	8,043.1	9,295.1	11,789.0	13,055.2	12,007.7	-	(12,007.7)	
5	-	100.0	2,500.0	104.0	77.8	12.7	376.5	171.9	26.0	-	(26.0)	As requested by Legislative Finance, the FY11 Governor budget does not capitalize the ADRF. Payments for debt service are appropriated directly, instead of through the ADRF.
6	-	-	775.0	775.0	250.0	250.0	-	458.7	-	-	-	
7	6,000.0	16,700.0	8,881.1	27,588.0	18,864.8	17,441.7	-	-	-	-	-	
8	-	-	-	13,837.4	8,812.0	16,649.5	-	-	-	-	-	
9	-	783.1	-	-	3,100.0	-	-	-	-	-	-	
10	-	-	-	24,815.0	22,000.0	-	-	-	-	-	-	
11	723.0	-	-	-	-	-	-	-	-	-	-	
12	-	-	2,500.0	-	-	-	-	-	-	-	-	
13	-	-	30,469.0	-	-	-	-	-	-	-	-	
14	-	-	4,382.0	-	-	-	-	-	-	-	-	
15	-	-	-	109.8	-	-	-	-	-	-	-	
16	-	-	-	498.6	-	-	-	-	-	-	-	
17	-	-	-	-	-	-	-	-	-	-	-	
18	-	-	-	-	-	-	-	-	-	-	-	
19	15,979.4	17,642.1	15,751.4	17,290.7	13,762.1	13,147.6	11,170.1	8,061.3	8,036.3	-	(2,837.4)	
20	27,971.4	27,372.1	37,424.1	51,670.1	59,463.5	66,835.0	70,487.0	73,821.2	77,045.3	-	(877.4)	
21	40,401.4	27,583.1	56,084.0	78,727.3	111,838.8	94,337.7	121,070.2	120,728.1	121,428.7	-	(121,428.7)	
22	-	-	-	-	-	-	-	-	-	-	-	
23	-	-	-	-	-	-	-	-	-	-	-	
24	-	-	-	-	-	-	-	-	-	-	-	
DEBT SERVICE/REIMBURSEMENT												
ADRF Debt Payments												
25	43,950.8	45,014.2	57,370.0	97,712.0	115,422.7	123,215.5	128,340.4	125,848.3	133,803.7	1,039.0	(132,764.7)	
26	-	-	-	19,706.2	31,772.1	31,470.9	31,148.6	30,803.3	30,248.0	-	(30,248.0)	
27	-	-	4,194.5	9,045.0	9,241.0	11,862.0	13,222.7	13,062.5	12,885.1	-	(12,885.1)	
28	-	-	-	-	-	-	-	5,989.0	-	-	(5,989.0)	
29	-	-	-	-	-	-	-	-	-	1,039.0	1,039.0	
30	-	-	-	-	-	-	-	-	-	-	-	
31	15,979.4	17,642.1	15,751.4	17,290.7	13,762.1	13,147.6	11,170.1	8,061.3	8,036.3	-	(8,036.3)	
32	27,971.4	27,372.1	37,424.1	51,670.1	59,463.5	66,835.0	70,487.0	73,821.2	77,045.3	-	(77,045.3)	
33	-	-	-	-	400.0	-	2,302.0	-	-	-	-	
34	-	-	-	-	764.0	-	-	-	-	-	-	
35	-	-	-	-	-	-	-	-	-	-	-	
36	-	-	-	-	-	-	-	-	-	-	-	
37	-	-	-	-	-	-	-	-	-	-	-	
38	-	-	15,192.6	12,609.3	96.8	44.5	11.4	13.6	221.5	30,199.9	29,978.4	GO Bond Premium, Interest & GF
39	-	-	-	5,045.6	4,543.3	1,860.1	56.3	6.9	1.3	12,728.1	12,726.8	Interest & Federal Rcpts
40	-	-	-	-	-	-	-	-	-	10,832.1	10,832.1	GO Bond Premium, Interest & GF
41	-	-	-	-	-	-	-	-	-	3,961.0	3,961.0	ILTF & GF
42	-	-	-	-	-	-	-	-	-	12,326.2	12,326.2	GF
43	29,049.1	29,008.3	29,600.0	30,200.0	27,000.0	27,000.0	24,500.0	23,400.0	23,000.0	106,258.5	83,288.5	GF & School Fund
44	16,750.0	17,440.0	28,907.3	31,557.9	33,125.9	45,426.3	49,085.7	50,027.4	50,028.7	50,047.9	19.2	ILRF and PFC's
45	1,680.0	1,680.0	1,640.0	1,630.0	1,630.0	1,539.3	831.8	2,050.0	1,005.0	2,710.0	1,705.0	ACWF Receipts
46	850.0	1,060.5	1,040.0	1,030.0	1,105.0	1,075.3	1,109.8	1,115.0	1,670.0	2,973.2	1,303.2	ADWF Receipts
47	-	-	-	-	-	-	-	-	-	7,500.0	(1,400.0)	Sport Fish License Surcharges
48	-	-	2,818.7	2,736.0	3,634.1	8,219.0	7,000.0	8,900.0	8,900.0	5,707.3	158.4	GF
49	3,549.4	3,549.4	3,549.4	3,549.4	3,549.4	3,467.1	3,467.1	3,467.1	3,467.1	3,467.1	-	GF
50	-	-	-	-	-	-	-	-	-	3,303.5	-	GF
51	3,555.7	5,282.8	5,284.5	5,274.1	5,275.1	5,081.8	5,102.0	5,091.2	5,103.9	5,108.0	1.1	GF
52	-	-	-	-	-	-	-	-	-	-	-	GF
53	-	-	-	-	-	-	-	-	-	-	-	GF
54	-	-	-	-	-	-	-	-	-	-	-	GF
55	-	-	-	-	-	-	-	-	-	-	-	GF
56	45,000.0	51,000.0	56,001.7	59,892.5	59,895.4	31,935.0	6,138.6	6,138.6	6,138.6	17,813.4	3.1	GF
57	19,800.0	20,000.0	17,100.0	16,900.0	16,000.0	16,400.0	27,800.0	29,800.0	27,700.0	26,700.0	0.9	Diversified AHFC Dividends
58	120,334.2	129,003.0	160,114.2	164,424.8	155,865.0	152,268.3	138,804.7	142,857.9	153,803.2	28,700.0	(1,000.0)	NTSC
59	-	-	-	-	-	-	-	-	-	307,780.1	153,876.9	NTSC
60	164,285.0	174,017.2	217,484.2	262,136.8	271,277.6	275,483.8	267,145.1	268,206.2	287,706.9	308,819.1	21,112.2	
Debt Payments by Type												
61	-	-	19,387.1	46,406.1	45,653.2	45,037.5	44,439.0	43,886.3	48,944.9	58,760.1	9,815.2	GO Bonds
62	23,084.5	26,454.3	24,585.3	26,114.2	22,808.6	21,706.5	23,182.2	22,830.5	37,724.2	42,021.3	4,297.1	COP's, Atwood Building/ Garage, Anchorage Jail, Correctional Centers
63	16,760.0	17,444.0	28,907.3	31,557.9	33,125.9	53,645.3	56,085.7	57,527.4	58,828.7	57,547.9	(1,280.8)	Inernational Airport, Sport Fish
64	57,020.5	56,378.4	69,842.8	84,601.1	90,861.6	104,144.9	105,495.0	105,057.4	105,594.2	111,965.8	6,371.6	School Debt, Municipal Capital Debt
65	64,900.0	71,000.0	73,101.7	70,792.5	75,895.4	48,335.0	48,335.0	35,636.6	33,736.6	33,840.8	(988.1)	AHFC, NTSC
66	2,530.0	2,740.5	2,680.0	2,660.0	3,135.0	2,814.6	4,243.6	3,165.0	2,675.0	5,683.2	3,008.2	Clean and Drinking Water



State Credit Ratings – As of December 31, 2009



() Indicates states with no G.O. debt.
Ratings are hypothetical.

AAA
AA+
AA
AA-
A+ or lower

Ratings Source: S&P / Moody's / Fitch

SOURCES AND USES OF FUNDS

Matanuska-Susitna Borough, Alaska
 Lease Revenue Bonds, Series 2008
 FINAL PRICING NUMBERS

Dated Date 01/07/2009
 Delivery Date 01/07/2009

Sources:

Bond Proceeds:	
Par Amount	244,285,000.00
Net Original Issue Discount	-1,533,570.95
	<u>242,751,429.05</u>

Uses:

Project Fund Deposits:	
Correctional Facility Project Fund	240,073,150.08
Delivery Date Expenses:	
Cost of Issuance	400,000.00
Underwriter's Discount	1,172,847.70
Insurance Premium @ 25 bps of TDS	<u>1,105,431.27</u>
	2,678,278.97
	<u>242,751,429.05</u>

BOND SUMMARY STATISTICS

Matanuska-Susitna Borough, Alaska
 Lease Revenue Bonds, Series 2008
 FINAL PRICING NUMBERS

Dated Date	01/07/2009
Delivery Date	01/07/2009
Last Maturity	09/01/2032
Arbitrage Yield	5.880850%
True Interest Cost (TIC)	5.884029%
Net Interest Cost (NIC)	5.881058%
All-In TIC	5.955391%
Average Coupon	5.801710%
Average Life (years)	13.963
Duration of Issue (years)	9.035
Par Amount	244,285,000.00
Bond Proceeds	242,751,429.05
Total Interest	197,887,506.88
Net Interest	200,593,925.53
Total Debt Service	442,172,506.88
Maximum Annual Debt Service	17,816,950.00
Average Annual Debt Service	18,696,511.92
Underwriter's Fees (per \$1000)	
Average Takedown	4.420000
Other Fee	0.381145
Total Underwriter's Discount	4.801145
Bid Price	98.892106

Bond Component	Par Value	Price	Average Coupon	Average Life	PV of 1 bp change
Serial Bonds_2	21,090,000.00	101.652	4.386%	4.223	7,892.30
Serial Bonds_1	62,005,000.00	103.866	5.170%	5.561	29,603.80
Term Bond 2023	37,275,000.00	97.538	5.500%	13.219	35,784.00
Term Bond 2028	60,545,000.00	98.293	6.000%	17.770	67,810.40
Term Bond 2032	63,370,000.00	96.326	6.000%	22.225	75,410.30
	244,285,000.00			13.963	216,500.80

	TIC	All-In TIC	Arbitrage Yield
Par Value	244,285,000.00	244,285,000.00	244,285,000.00
+ Accrued Interest			
+ Premium (Discount)	-1,533,570.95	-1,533,570.95	-1,533,570.95
- Underwriter's Discount	-1,172,847.70	-1,172,847.70	
- Cost of Issuance Expense		-400,000.00	
- Other Amounts		-1,105,431.27	-1,105,431.27
Target Value	241,578,581.35	240,073,150.08	241,645,997.78
Target Date	01/07/2009	01/07/2009	01/07/2009
Yield	5.884029%	5.955391%	5.880850%

BOND PRICING

Matanuska-Susitna Borough, Alaska
Lease Revenue Bonds, Series 2008
FINAL PRICING NUMBERS

Bond Component	Maturity Date	Amount	Rate	Yield	Price	Premium (-Discount)	Takedown
Serial Bonds_1:							
	03/01/2009	12,635,000	3.250%	1.250%	100.297	37,525.95	1.250
	09/01/2010	3,240,000	5.000%	2.680%	103.716	120,398.40	2.500
	09/01/2011	3,475,000	5.000%	2.950%	105.185	180,178.75	3.750
	09/01/2012	3,080,000	5.000%	3.330%	105.690	175,252.00	3.750
	09/01/2013	4,000,000	5.000%	3.570%	106.072	242,880.00	3.750
	09/01/2014	4,285,000	5.000%	3.760%	106.254	267,983.90	3.750
	09/01/2015	6,195,000	5.000%	3.980%	105.903	365,690.85	3.750
	09/01/2016	5,940,000	5.250%	4.250%	106.467	384,139.80	3.750
	09/01/2017	5,315,000	5.500%	4.520%	106.945	369,126.75	4.000
	09/01/2018	5,715,000	5.500%	4.810%	105.270	301,180.50	4.000
	09/01/2019	8,125,000	5.000%	5.070%	99.422	-46,962.50	4.000
		<u>62,005,000</u>				<u>2,597,394.40</u>	
Serial Bonds_2:							
	09/01/2009	5,040,000	3.250%	1.580%	101.074	54,129.60	2.500
	09/01/2010	2,000,000	3.500%	2.680%	101.312	26,240.00	2.500
	09/01/2011	2,000,000	3.500%	2.950%	101.389	27,780.00	3.750
	09/01/2012	2,650,000	4.000%	3.330%	102.281	60,446.50	3.750
	09/01/2013	2,000,000	4.000%	3.570%	101.823	36,460.00	3.750
	09/01/2014	2,000,000	4.000%	3.760%	101.207	24,140.00	3.750
	09/01/2015	400,000	4.250%	3.980%	101.559	6,236.00	3.750
	09/01/2016	1,000,000	4.500%	4.250%	101.613	16,130.00	3.750
	09/01/2017	2,000,000	5.000%	4.520%	103.399	67,980.00	4.000
	09/01/2018	<u>2,000,000</u>	5.000%	4.810%	101.446	<u>28,920.00</u>	4.000
		21,090,000				348,462.10	
Term Bond 2023:							
	09/01/2020	8,565,000	5.500%	5.750%	97.538	-210,870.30	5.000
	09/01/2021	9,050,000	5.500%	5.750%	97.538	-222,811.00	5.000
	09/01/2022	9,560,000	5.500%	5.750%	97.538	-235,367.20	5.000
	09/01/2023	<u>10,100,000</u>	5.500%	5.750%	97.538	<u>-248,662.00</u>	5.000
		37,275,000				-917,710.50	
Term Bond 2028:							
	09/01/2024	10,700,000	6.000%	6.150%	98.293	-182,649.00	5.000
	09/01/2025	11,365,000	6.000%	6.150%	98.293	-194,000.55	5.000
	09/01/2026	12,065,000	6.000%	6.150%	98.293	-205,949.55	5.000
	09/01/2027	12,810,000	6.000%	6.150%	98.293	-218,666.70	5.000
	09/01/2028	<u>13,605,000</u>	6.000%	6.150%	98.293	<u>-232,237.35</u>	5.000
		60,545,000				-1,033,503.15	
Term Bond 2032:							
	09/01/2029	14,445,000	6.000%	6.300%	96.326	-530,709.30	5.000
	09/01/2030	15,340,000	6.000%	6.300%	96.326	-563,591.60	5.000
	09/01/2031	16,290,000	6.000%	6.300%	96.326	-598,494.60	5.000
	09/01/2032	<u>17,295,000</u>	6.000%	6.300%	96.326	<u>-635,418.30</u>	5.000
		63,370,000				-2,328,213.80	
		<u>244,285,000</u>				<u>-1,533,570.95</u>	

Dated Date	01/07/2009	
Delivery Date	01/07/2009	
First Coupon	03/01/2009	
Par Amount	244,285,000.00	
Original Issue Discount	-1,533,570.95	
Production	242,751,429.05	99.372221%
Underwriter's Discount	-1,172,847.70	-0.480114%
Purchase Price	241,578,581.35	98.892106%
Accrued Interest		
Net Proceeds	241,578,581.35	

BOND DEBT SERVICE

Matanuska-Susitna Borough, Alaska
Lease Revenue Bonds, Series 2008
FINAL PRICING NUMBERS

		Dated Date	01/07/2009		
		Delivery Date	01/07/2009		
Period Ending	Principal	Coupon	Interest	Debt Service	Annual Debt Service
03/01/2009	12,635,000	3.250%	1,989,894.38	14,624,894.38	14,624,894.38
09/01/2009	5,040,000	3.250%	6,427,662.50	11,467,662.50	
03/01/2010			6,345,762.50	6,345,762.50	17,813,425.00
09/01/2010	5,240,000	**	6,345,762.50	11,585,762.50	
03/01/2011			6,229,762.50	6,229,762.50	17,815,525.00
09/01/2011	5,475,000	**	6,229,762.50	11,704,762.50	
03/01/2012			6,107,887.50	6,107,887.50	17,812,650.00
09/01/2012	5,730,000	**	6,107,887.50	11,837,887.50	
03/01/2013			5,977,887.50	5,977,887.50	17,815,775.00
09/01/2013	6,000,000	**	5,977,887.50	11,977,887.50	
03/01/2014			5,837,887.50	5,837,887.50	17,815,775.00
09/01/2014	6,285,000	**	5,837,887.50	12,122,887.50	
03/01/2015			5,690,762.50	5,690,762.50	17,813,650.00
09/01/2015	6,595,000	**	5,690,762.50	12,285,762.50	
03/01/2016			5,527,387.50	5,527,387.50	17,813,150.00
09/01/2016	6,940,000	**	5,527,387.50	12,467,387.50	
03/01/2017			5,348,962.50	5,348,962.50	17,816,350.00
09/01/2017	7,315,000	**	5,348,962.50	12,663,962.50	
03/01/2018			5,152,800.00	5,152,800.00	17,816,762.50
09/01/2018	7,715,000	**	5,152,800.00	12,867,800.00	
03/01/2019			4,945,637.50	4,945,637.50	17,813,437.50
09/01/2019	8,125,000	5.000%	4,945,637.50	13,070,637.50	
03/01/2020			4,742,512.50	4,742,512.50	17,813,150.00
09/01/2020	8,565,000	5.500%	4,742,512.50	13,307,512.50	
03/01/2021			4,506,975.00	4,506,975.00	17,814,487.50
09/01/2021	9,050,000	5.500%	4,506,975.00	13,556,975.00	
03/01/2022			4,258,100.00	4,258,100.00	17,815,075.00
09/01/2022	9,560,000	5.500%	4,258,100.00	13,818,100.00	
03/01/2023			3,995,200.00	3,995,200.00	17,813,300.00
09/01/2023	10,100,000	5.500%	3,995,200.00	14,095,200.00	
03/01/2024			3,717,450.00	3,717,450.00	17,812,650.00
09/01/2024	10,700,000	6.000%	3,717,450.00	14,417,450.00	
03/01/2025			3,396,450.00	3,396,450.00	17,813,900.00
09/01/2025	11,365,000	6.000%	3,396,450.00	14,761,450.00	
03/01/2026			3,055,500.00	3,055,500.00	17,816,950.00
09/01/2026	12,065,000	6.000%	3,055,500.00	15,120,500.00	
03/01/2027			2,693,550.00	2,693,550.00	17,814,050.00
09/01/2027	12,810,000	6.000%	2,693,550.00	15,503,550.00	
03/01/2028			2,309,250.00	2,309,250.00	17,812,800.00
09/01/2028	13,605,000	6.000%	2,309,250.00	15,914,250.00	
03/01/2029			1,901,100.00	1,901,100.00	17,815,350.00
09/01/2029	14,445,000	6.000%	1,901,100.00	16,346,100.00	
03/01/2030			1,467,750.00	1,467,750.00	17,813,850.00
09/01/2030	15,340,000	6.000%	1,467,750.00	16,807,750.00	
03/01/2031			1,007,550.00	1,007,550.00	17,815,300.00
09/01/2031	16,290,000	6.000%	1,007,550.00	17,297,550.00	
03/01/2032			518,850.00	518,850.00	17,816,400.00
09/01/2032	17,295,000	6.000%	518,850.00	17,813,850.00	
03/01/2033					17,813,850.00
	244,285,000		197,887,506.88	442,172,506.88	442,172,506.88

BOND SOLUTION

Matanuska-Susitna Borough, Alaska
 Lease Revenue Bonds, Series 2008
 FINAL PRICING NUMBERS

Period Ending	Proposed Principal	Proposed Debt Service	Total Adj Debt Service	Revenue Constraints	Unused Revenues	Debt Serv Coverage
03/01/2009	12,635,000	14,624,894	14,624,894	14,626,000	1,106	100.00756%
03/01/2010	5,040,000	17,813,425	17,813,425	17,817,600	4,175	100.02344%
03/01/2011	5,240,000	17,815,525	17,815,525	17,817,600	2,075	100.01165%
03/01/2012	5,475,000	17,812,650	17,812,650	17,817,600	4,950	100.02779%
03/01/2013	5,730,000	17,815,775	17,815,775	17,817,600	1,825	100.01024%
03/01/2014	6,000,000	17,815,775	17,815,775	17,817,600	1,825	100.01024%
03/01/2015	6,285,000	17,813,650	17,813,650	17,817,600	3,950	100.02217%
03/01/2016	6,595,000	17,813,150	17,813,150	17,817,600	4,450	100.02498%
03/01/2017	6,940,000	17,816,350	17,816,350	17,817,600	1,250	100.00702%
03/01/2018	7,315,000	17,816,763	17,816,763	17,817,600	838	100.00470%
03/01/2019	7,715,000	17,813,438	17,813,438	17,817,600	4,163	100.02337%
03/01/2020	8,125,000	17,813,150	17,813,150	17,817,600	4,450	100.02498%
03/01/2021	8,565,000	17,814,488	17,814,488	17,817,600	3,113	100.01747%
03/01/2022	9,050,000	17,815,075	17,815,075	17,817,600	2,525	100.01417%
03/01/2023	9,560,000	17,813,300	17,813,300	17,817,600	4,300	100.02414%
03/01/2024	10,100,000	17,812,650	17,812,650	17,817,600	4,950	100.02779%
03/01/2025	10,700,000	17,813,900	17,813,900	17,817,600	3,700	100.02077%
03/01/2026	11,365,000	17,816,950	17,816,950	17,817,600	650	100.00365%
03/01/2027	12,065,000	17,814,050	17,814,050	17,817,600	3,550	100.01993%
03/01/2028	12,810,000	17,812,800	17,812,800	17,817,600	4,800	100.02695%
03/01/2029	13,605,000	17,815,350	17,815,350	17,817,600	2,250	100.01263%
03/01/2030	14,445,000	17,813,850	17,813,850	17,817,600	3,750	100.02105%
03/01/2031	15,340,000	17,815,300	17,815,300	17,817,600	2,300	100.01291%
03/01/2032	16,290,000	17,816,400	17,816,400	17,817,600	1,200	100.00674%
03/01/2033	17,295,000	17,813,850	17,813,850	17,817,600	3,750	100.02105%
	244,285,000	442,172,507	442,172,507	442,248,400	75,893	

FORM 8038 STATISTICS

Matanuska-Susitna Borough, Alaska
 Lease Revenue Bonds, Series 2008
 FINAL PRICING NUMBERS

Dated Date 01/07/2009
 Delivery Date 01/07/2009

Bond Component	Date	Principal	Coupon	Price	Issue Price	Redemption at Maturity
Serial Bonds_1:						
	03/01/2009	12,635,000.00	3.250%	100.297	12,672,525.95	12,635,000.00
	09/01/2010	3,240,000.00	5.000%	103.716	3,360,398.40	3,240,000.00
	09/01/2011	3,475,000.00	5.000%	105.185	3,655,178.75	3,475,000.00
	09/01/2012	3,080,000.00	5.000%	105.690	3,255,252.00	3,080,000.00
	09/01/2013	4,000,000.00	5.000%	106.072	4,242,880.00	4,000,000.00
	09/01/2014	4,285,000.00	5.000%	106.254	4,552,983.90	4,285,000.00
	09/01/2015	6,195,000.00	5.000%	105.903	6,560,690.85	6,195,000.00
	09/01/2016	5,940,000.00	5.250%	106.467	6,324,139.80	5,940,000.00
	09/01/2017	5,315,000.00	5.500%	106.945	5,684,126.75	5,315,000.00
	09/01/2018	5,715,000.00	5.500%	105.270	6,016,180.50	5,715,000.00
	09/01/2019	8,125,000.00	5.000%	99.422	8,078,037.50	8,125,000.00
Serial Bonds_2:						
	09/01/2009	5,040,000.00	3.250%	101.074	5,094,129.60	5,040,000.00
	09/01/2010	2,000,000.00	3.500%	101.312	2,026,240.00	2,000,000.00
	09/01/2011	2,000,000.00	3.500%	101.389	2,027,780.00	2,000,000.00
	09/01/2012	2,650,000.00	4.000%	102.281	2,710,446.50	2,650,000.00
	09/01/2013	2,000,000.00	4.000%	101.823	2,036,460.00	2,000,000.00
	09/01/2014	2,000,000.00	4.000%	101.207	2,024,140.00	2,000,000.00
	09/01/2015	400,000.00	4.250%	101.559	406,236.00	400,000.00
	09/01/2016	1,000,000.00	4.500%	101.613	1,016,130.00	1,000,000.00
	09/01/2017	2,000,000.00	5.000%	103.399	2,067,980.00	2,000,000.00
	09/01/2018	2,000,000.00	5.000%	101.446	2,028,920.00	2,000,000.00
Term Bond 2023:						
	09/01/2020	8,565,000.00	5.500%	97.538	8,354,129.70	8,565,000.00
	09/01/2021	9,050,000.00	5.500%	97.538	8,827,189.00	9,050,000.00
	09/01/2022	9,560,000.00	5.500%	97.538	9,324,632.80	9,560,000.00
	09/01/2023	10,100,000.00	5.500%	97.538	9,851,338.00	10,100,000.00
Term Bond 2028:						
	09/01/2024	10,700,000.00	6.000%	98.293	10,517,351.00	10,700,000.00
	09/01/2025	11,365,000.00	6.000%	98.293	11,170,999.45	11,365,000.00
	09/01/2026	12,065,000.00	6.000%	98.293	11,859,050.45	12,065,000.00
	09/01/2027	12,810,000.00	6.000%	98.293	12,591,333.30	12,810,000.00
	09/01/2028	13,605,000.00	6.000%	98.293	13,372,762.65	13,605,000.00
Term Bond 2032:						
	09/01/2029	14,445,000.00	6.000%	96.326	13,914,290.70	14,445,000.00
	09/01/2030	15,340,000.00	6.000%	96.326	14,776,408.40	15,340,000.00
	09/01/2031	16,290,000.00	6.000%	96.326	15,691,505.40	16,290,000.00
	09/01/2032	17,295,000.00	6.000%	96.326	16,659,581.70	17,295,000.00
		244,285,000.00			242,751,429.05	244,285,000.00

	Maturity Date	Interest Rate	Issue Price	Stated Redemption at Maturity	Weighted Average Maturity	Yield	Net Interest Cost
Final Maturity	09/01/2032	6.000%	16,659,581.70	17,295,000.00			
Entire Issue			242,751,429.05	244,285,000.00	13.7806	5.8809%	5.9613%

Proceeds used for accrued interest 0.00
 Proceeds used for bond issuance costs (including underwriters' discount) 1,572,847.70
 Proceeds used for credit enhancement 1,105,431.27
 Proceeds allocated to reasonably required reserve or replacement fund 0.00

Callability of State's Outstanding General Obligation Bonds

2003 A

- \$359,130,000 issuance dated April 1, 2003
- Callable at par on August 1, 2013
- At that time there will be \$191,410,000 outstanding after making the 8/1/2013 payment

2003 B

- \$102,805,000 issuance dated April 1, 2003 are amortized over 10 years
- No callable maturities
- These are GO Bonds that are paid with federal highway receipts

2009 A

- \$165,000,000 issuance dated April 14, 2009
- Callable at par on August 1, 2019
- At that time there will be \$99,565,000 outstanding after making the 8/1/2019 payment
- \$150,000,000 authority remaining in this \$315 million proposition (HB 314)
- Department currently plans to issue remaining bonds before the end of 2010

Leases with interest rates

TABLE 2.6

	State of Alaska Lease-Purchase Financing ¹ Issued and Outstanding \$(thousands)			State of Alaska Lease-Purchase Financing ¹ Issued and Outstanding \$(thousands)			True Interest Cost
	date	amount issued	outstanding at 6/30/09	date	amount issued	outstanding at 6/30/09	
Seward Student Service Center	7/24/1990	\$ 4,560	\$ -	Atwood Building	4/1/2000	\$ 40,400	6/1/2017 AHFC
Kenai Court House	7/24/1992	4,275	-	Anchorage Jail	4/15/2000	60,440	7/1/2020 4.24%
Wildwood Correctional Center Acquisition	12/10/1992	5,655	-	Atwood Parking	10/3/2007	42,415	12/1/2027 AHFC
Wildwood Correctional Center Improvements	12/10/1992	4,990	-	Coose Creek Correctional	12/23/2008	244,285	9/1/2032 5.98%
Palmer Court House	7/1/1993	3,300	-	Total Lease Revenue		\$ 387,540	
Court Plaza Building	8/1/1993	5,500	-				
Anchorage Times Building	6/2/1994	6,153	-				
Soldotna Maintenance Facility	9/1/1997	4,900	-				
Fairbanks Courthouse	10/15/1997	29,900	10,190				
Palmer Airport Fire Facility	12/15/1997	5,995	-				
Anchorage Health Lab	1/1/1998	18,440	-				
Spring Creek Correctional Center (refunding)	6/15/1998	28,040	-				
Alaska Psychiatric Institute	4/15/2002	16,000	10,825				
Seafood and Food Safety Lab	8/1/2003	14,145	10,185				
State Virology Laboratory	10/1/2005	24,000	20,215				
Total Certificates of Participation		\$ 175,853	\$ 51,415				

¹ Excludes Alaska State Housing Authority lease revenue bonds.

Source: Department of Revenue official statements

LEGAL SERVICES

DIVISION OF LEGAL AND RESEARCH SERVICES
LEGISLATIVE AFFAIRS AGENCY
STATE OF ALASKA

(907) 465-3867 or 465-2450
FAX (907) 465-2029
Mail Stop 3101

State Capitol
Juneau, Alaska 99801-1182
Deliveries to: 129 6th St., Rm. 329

MEMORANDUM

February 4, 2010

SUBJECT: State debt instruments (Work Order No. 26-LS1425)

TO: Senator Bert Stedman
Co-Chair of the Senate Finance Committee
Attn: Darwin Peterson

FROM: Tamara Brandt Cook
Director *TBC*

You have asked me to find and provide you with a copy of statutes that authorize a state entity to issue certificates of participation or bonds, other than general obligation bonds that are subject to voter approval. You are also interested in provisions of temporary law authorizing the acquisition of those types of state debt. As a preliminary matter, note that state debt is addressed in art. IX of the state constitution:

SECTION 8. State Debt. No state debt shall be contracted unless authorized by law for capital improvements or unless authorized by law for housing loans for veterans, and ratified by a majority of the qualified voters of the State who vote on the question. The State may, as provided by law and without ratification, contract debt for the purpose of repelling invasion, suppressing insurrection, defending the State in war, meeting natural disasters, or redeeming indebtedness outstanding at the time this constitution becomes effective.

SECTION 10. Interim Borrowing. The State and its political subdivisions may borrow money to meet appropriations for any fiscal year in anticipation of the collection of the revenues for that year, but all debt so contracted shall be paid before the end of the next fiscal year.

SECTION. 11. Exceptions. The restrictions on contracting debt do not apply to debt incurred through the issuance of revenue bonds by a public enterprise or public corporation of the State or a political subdivision, when the only security is the revenues of the enterprise or corporation. The restrictions do not apply to indebtedness to be paid from special assessments on the benefited property, nor do they apply to refunding indebtedness of the State or its political subdivisions.

It is under section 8 that general obligation bonds of the state are issued. These are only for capital improvements or veterans housing loans and must be approved by the voters. The state pledges its "full faith and credit" or revenue raising power to the repayment of general obligation bonds. Under section 10 the state may acquire short-term debt by issuing revenue anticipation notes. Section 11 grants the state and its public corporations the power to issue revenue bonds. These are secured only by the revenue of the enterprise funded by the bonds or by the revenue of the corporation. The section also allows debts to be paid from special assessments on property benefited and debts to refund other indebtedness. Lastly, the court has upheld state debt acquired through the issuance of certificates of participation in lease-financing arrangements where the security is limited to the leased property and the lease-purchase agreement contains a nonappropriation clause--the state is not obligated to make the lease payments if no money is appropriated for the purpose. The court has concluded that these arrangements do not create long-term obligations that bind future generations or legislatures because the legislature is free to decide not to make appropriations for lease payments and let the state default. (Carr-Gottstein Properties v. State, 899 P.2d 546 (Alaska 1995))

This is what I have found in response to your request (*emphasis added*):

CERTIFICATES OF PARTICIPATION

(I) Sec. 29.47.480. Accrued actuarial liabilities of retirement systems. (a) A municipality, or two or more municipalities jointly, may enter into a lease or other contractual agreement with a trustee, or the Alaska Municipal Bond Bank Authority or a subsidiary of the authority, a subsidiary of the Alaska Housing Finance Corporation, the state bond committee, or the Alaska Pension Obligation Bond Corporation in connection with the *issuance of obligations by a state entity* to prepay all or a portion of each participating municipality's share of the accrued actuarial liabilities of retirement systems. Obligations issued for purposes described in this subsection must be secured and payable as provided in the agreement or under an authorizing ordinance. The agreement or ordinance may provide for reserves and for protective covenants.

.....
(d) For purposes of this section, "obligations" means bonds, notes, commercial paper, *certificates of participation*, or other contractual obligations.

(II) Sec. 36.30.085. Lease-purchase agreements. (a) To perform its duties and statutory functions, the department, the Board of Regents of the University of Alaska, the legislative council, or the supreme court *may enter into lease-purchase agreements* for real property. The department, the Board of Regents, the legislative council, or the supreme court may enter into a lease-purchase agreement only if the department, the Board of Regents, the legislative council, or the supreme court is the lessee under the agreement.

.....
(c) A lease-purchase agreement

(1) may not provide for a period of occupancy under the full term of the lease-purchase agreement that is greater than 40 years;

(2) must provide that lease payments made by the department, the Board of Regents, the legislative council, or the supreme court *are subject to annual appropriation.*

.....

(e) The department, the Board of Regents, the legislative council, or the supreme court may not enter into a lease-purchase agreement to acquire or improve real property unless the agreement *has been approved by the legislature by law.*

.....

(g) In this section,

.....

(2) "lease-purchase agreement" *includes a lease-financing agreement.*

Sec. 36.30.990. Definitions. In this chapter, unless the context in which a term is used clearly requires a different meaning or a different definition is prescribed for a particular provision,

.....

(14) "lease-financing agreement" means a lease-purchase agreement that secures or is related to financing instruments of the lessor, including revenue bonds or certificates of participation;

.....

(III) Sec. 44.85.080. Powers of bond bank authority. The bond bank authority may

.....

(20) by regulation, create a new entity or new entities for the purpose of issuing negotiable or nonnegotiable revenue bonds, notes, or *certificates of participation* to finance a self-insurance program for municipalities or municipal joint insurance arrangements organized under AS 21.76 or to provide assistance to governmental employers under AS 44.85.085(a); the powers, duties, and membership of the new entity or entities shall be limited to the powers, duties, and membership of the authority and stated in the regulation; the new entity or entities shall each be a public corporation and an instrumentality of the state with the same legal existence and continuing succession as the bond bank authority; and

.....

BONDS

(I) The Alaska Aerospace Development Corporation

Sec. 14.40.891. Issuance of bonds, notes, and refunding bonds. (a) Except as provided in (b) of this section, *the corporation may issue bonds* in its discretion for any of its corporate purposes and may issue refunding bonds for the purpose of paying or retiring bonds previously issued by it.

(b) The corporation may not, without prior legislative approval, issue bonds, other than refunding bonds,

(1) in a total amount in excess of \$1,000,000 each calendar year; or

(2) if the annual debt service on all outstanding bonds issued and proposed to be issued exceeds \$1,000,000 in a fiscal year.

(II) The Alaska Student Loan Corporation

Sec. 14.42.220. Bonds of the corporation. (a) The corporation may borrow money and *may issue bonds*, on which the principal and interest are payable from its income and receipts or other assets or a designated part or parts of them. The corporation may use the proceeds of its bonds for any purposes that the corporation considers appropriate, including providing money to

- (1) make or purchase education loans;
- (2) finance programs identified in AS 14.42.210;
- (3) finance projects of the state as those projects may be identified by law; and
- (4) pay for any other purpose or program of the corporation that is authorized in AS 14.42.100 - 14.42.310.

.....

(g) The corporation may not issue bonds to finance projects under (a)(3) of this section in an aggregate amount that exceeds \$280,000,000.

(III) Alaska Medical Facility Authority

Sec. 18.26.080. Bonds of the authority; court jurisdiction. (a) The authority may borrow money and *may issue bonds* for it, payable from the revenue derived by it from its interest in any one or more medical facilities or from its income and receipts or other assets generally, or a designated part of them. The issuance of revenue bonds is governed by the provisions of this chapter and is not subject to the prior approval of the voters of the state. Revenue bonds, whether coupon or fully registered, are negotiable instruments for all purposes of the Uniform Commercial Code.

.....

Sec. 18.26.260. Issuance and guarantee of Alaska Medical Facility Authority bonds.

.....

(b) If the commissioner of revenue and the board jointly determine that a medical facility is unable to use traditional private or public financial institutions to refinance mortgage loans and that it is in the public interest to make refinancing available,

(1) the authority may provide financial assistance and purchase mortgage loans made to the medical facility and *may issue bonds or bond anticipation notes* under this chapter to provide money for the purchase of the mortgage loans or to provide the financial assistance; and

(2) the commissioner of revenue may disburse to the medical facilities special bond guarantee account money appropriated to the commissioner for the account which the commissioner determines to be necessary to guarantee bonds or bond anticipation notes issued under (1) of this subsection.

.....

(IV) Alaska Housing Finance Corporation

Sec. 18.55.140. Issuance of bonds, notes, and refunding bonds. The corporation *may issue bonds* and notes from time to time in its discretion for a purpose authorized by this

chapter and *may issue refunding bonds* for the purpose of paying or retiring bonds previously issued under this chapter.

Sec. 18.56.110. Bonds and notes. (a) The corporation, by resolution, *may issue bonds and bond anticipation notes* in order to provide funds to carry out and effectuate its purposes.

.....
Sec. 18.56.790. Bonds for senior housing. (a) Under the procedures of this chapter, the corporation *may issue bonds* in a total amount not exceeding \$30,000,000 to fund senior housing loans made under AS 18.56.700 - 18.56.799.

(e) In this section, "bond" has the meaning given in AS 18.56.390.

(V) Knik Arm Bridge and Toll Authority

Sec. 19.75.211. Bonds of the authority. (a) Notwithstanding any other provision of law, the authority may borrow money and *issue and refund bonds* on which the principal and interest are paid out of and secured by the gross revenue derived by the authority from the ownership, use, and operation of its toll facilities, including money derived from the fees, rents, tolls, rates, charges, and other revenue of the authority under this chapter and any other revenue or money that the legislature may appropriate, except a state tax or license. Before issuing bonds for the Knik Arm bridge, the authority shall submit to the state bond committee a description of the bond issue and a preliminary prospectus, offering circular, or official statement relating to the bond issue. Bonds may not be issued unless the state bond committee finds, based upon the information submitted by the authority under this section and other information that is reasonably available to the committee, that the Knik Arm bridge revenue and other revenue available to the authority can be reasonably expected to be adequate for payment of the principal of and interest on the bonds to be issued and that issuance of the bonds by the authority would not be expected to adversely affect the ability of the state or its political subdivisions to market bonds.

.....
(c) The authority may issue bonds in an aggregate amount not to exceed \$500,000,000, plus the cost of issuance.

.....
(VI) Adak Reuse Authority

Sec. 30.17.210. Bonds of the authority. (a) Subject to the provisions of AS 30.17.200, the authority may borrow money and may issue revenue bonds, including bonds on which the principal and interest are payable

(1) exclusively from the income and receipts or other money derived from the project financed with the proceeds of the bonds;

(2) exclusively from the income and receipts or other money derived from designated projects whether or not they are financed in whole or in part with the proceeds of the bonds; or

(3) from the income and receipts or assets generally, or a designated part or parts of them, of the authority or of any other person.

(b) Bonds issued under this chapter shall be authorized by resolution of the authority, and shall be dated and shall mature as the resolution may provide, except that a bond may not mature more than 40 years from the date of its issuance. The bonds shall bear interest at the rate or rates, be in the denominations, be in the form, either coupon or registered, carry the registration privileges, be executed in the manner, be payable in the medium of payment, at the place or places, and be subject to the terms of redemption that the resolution or a subsequent resolution may provide.

(c) Bonds issued under this chapter, regardless of form or character, shall be negotiable instruments for the purposes of the Uniform Commercial Code.

(d) Bonds issued under this chapter may be sold at public or private sale in the manner, for the price or prices, and at the time or times that the authority may determine.

(e) The superior court shall have jurisdiction to hear and determine suits, actions, or proceedings relating to the authority, including suits, actions, or proceedings brought to foreclose or otherwise enforce a mortgage, pledge, assignment, or security interest or brought by or for the benefit or security of a holder of its bonds or by a trustee for or other representative of the holders.

(f) Before issuing bonds for a project under this chapter, the authority shall submit to the state bond committee a description of the bond issue and an independent economic feasibility analysis of the project and expected revenue. This information may be contained in a preliminary prospectus, offering circular, or official statement relating to the bond issue. Bonds may not be issued under this chapter unless the state bond committee finds, based upon the information submitted by the authority under this subsection and other information that is reasonably available to the committee, that the project revenue can be reasonably expected to be adequate for payment of the principal and interest on the bonds to be issued if the bonds are to be secured by project revenue alone, and in any event that issuance of the bonds by the authority would not be expected to adversely affect the ability of the state or its political subdivisions to market bonds.

(VII) Clean Water Bonds, International Revenue Airport Bonds, Toll Facilities Revenue Bonds, Sport Fishing Facility Revenue Bonds, Pension Obligation Bonds
See AS 37.15.010 - AS 37.16.900.

(VIII) Alaska Railroad Corporation

Sec. 42.40.285. Legislative approval required. Unless the legislature approves the action by law, the corporation may not

- (1) exchange, donate, sell, or otherwise convey its entire interest in land;
- (2) issue bonds;
- (3) extend railroad lines; this paragraph does not apply to a spur, industrial, team, switching, or side track;
- (4) lease land for a period in excess of 55 years unless the corporation reserves the right to terminate the lease if the land is needed for railroad purposes;
- (5) apply for or accept a grant of federal land within a municipality; before approving an action under this paragraph, the legislature must determine that the federal land is required for essential railroad purposes; this paragraph does not apply to the application for or acceptance of a grant of federal land associated with

(A) the Anchorage-Wasilla line change project on Elmendorf Air Force Base and Fort Richardson;

(B) the Fairbanks intermodal rail yard expansion project;

(C) a conveyance of rail properties of the Alaska Railroad under the original Alaska Railroad Transfer Act of 1982 as set out in Title VI, P.L. 97-468; in this subparagraph, "rail properties of the Alaska Railroad" has the meaning given in 45 U.S.C. 1202(10).

Sec. 42.40.570. Kenai gasification project. (a) The corporation may participate in a project consisting of the acquisition, construction, improvement, maintenance, equipping, and operation of real and personal property, including facilities and equipment for the transportation of coal from Healy to the northern Kenai Peninsula, and facilities and equipment for coal gasification and electrical power generation adjacent to the Agrium fertilizer plants in the northern Kenai Peninsula.

(b) The corporation may participate in a project consisting of the acquisition, construction, improvement, maintenance, equipping, and operation of real and personal property, including facilities and equipment, for the transportation of coal by rail from Healy to Port MacKenzie and thereafter by barge to the northern Kenai Peninsula.

(c) The corporation may finance all or a portion of the projects described in (a) and (b) of this section through the issuance of its bonds.

Sec. 42.40.600. General provisions. (a) Upon receiving legislative approval under AS 42.40.285 the corporation may issue bonds by resolution to provide money to carry out its purposes.

(b) Bonds may be issued in one or more series and shall, as provided by the resolution of the board,

(1) be dated;

(2) bear fixed or variable interest at a specified rate or rates per year or within a maximum rate;

(3) be in a specified denomination;

(4) be in a coupon or registered form;

(5) carry conversion or registration provisions;

(6) have a specified rank or priority;

(7) be executed in the specified manner and form;

(8) be payable as specified from the sources, in the medium of payment, and place or places inside or outside the state;

(9) be subject to authentication by a trustee or fiscal agent; and

(10) be subject to terms of redemption with or without premium.

(c) Bonds may be sold in the manner, on the terms, and at the price the board determines. Notes shall mature at the time or times determined by the board. Except for bond anticipation notes, notes, or other obligations, bonds shall mature at the time, not exceeding 50 years from their date, determined by the board.

(IX) Alaska Energy Authority

Sec. 44.83.100. Bonds of the authority. (a) The authority may borrow money and *may issue bonds*, including but not limited to bonds on which the principal and interest are payable (1) exclusively from the income and receipts or other money derived from the

Senator Bert Stedman
February 4, 2010
Page 8

project financed with the proceeds of the bonds; (2) exclusively from the income and receipts or other money derived from designated projects whether or not they are financed in whole or in part with the proceeds of the bonds; (3) from its income and receipts or other assets generally, or a designated part or parts of them; or (4) from one or more revenue-producing contracts including a contract providing for the security of the bonds made by the authority with any person. The authority may issue bonds to pay, fund, or refund the principal of, or interest or redemption premiums on, bonds issued by it, whether or not the bonds or interest to be funded or refunded have become due.

.....
(X) Alaska Industrial Development and Export Authority

Sec. 44.88.090. Bonds of the authority. (a) The authority may borrow money and *may issue bonds*, including but not limited to bonds on which the principal and interest are payable

(1) exclusively from the income and receipts or other money derived from the project or development project financed with the proceeds of the bonds or derived from the exporter or exporting transaction financed, guaranteed, or insured with the proceeds of the bonds;

(2) exclusively from the income and receipts or other money derived from designated projects or development projects or other sources whether or not they are financed, insured, or guaranteed in whole or in part with the proceeds of the bonds; or

(3) from its income and receipts or other assets generally, or a designated part or parts of them.

.....
Sec. 44.88.095. Bonding limitations. (a) The authority may not issue bonds in a 12-month period in an amount that exceeds \$400,000,000.

.....
TEMPORARY LAW RELATED TO BONDS

Enclosed are copies of temporary law related to bonds. I have searched only back as far as the Eighteenth Legislature.

TBC:ljw:med
10-058.ljw

Enclosures