

SB

120

SENATE COMMITTEE REPORT

First Committee of Referral

DATE: 2/20/09

FURTHER: Finance

Date of 5-Day Notice: _____
(in accordance with Uniform Rule 23)

DATE TURNED
IN TO OFFICE: _____

Community and Regional Affairs Committee considered SENATE BILL NO. 120

SB 120 MUNICIPAL PROPERTY TAX EXEMPTION

"An Act relating to an optional exemption from municipal property taxes for residential property."

and recommends:

- be replaced with SCS or CS SB 120 (CRA)
- adopt previous SCS or CS _____
- attached amendment(s)
- adopt _____ Letter of Intent
- further referral to _____ Committee

SENATE BILL:	
<input type="checkbox"/>	Same Title
<input type="checkbox"/>	New Title
<hr/>	
HOUSE BILL:	
<input type="checkbox"/>	Same Title
<input type="checkbox"/>	Technical Title Change
<input type="checkbox"/>	New Title w/ SCR # _____




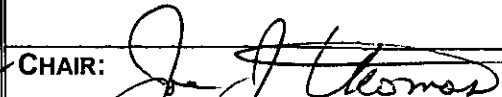
NEW FISCAL NOTE(S):

Department	Date	Fiscal	Indet.	Zero	FN#
CEO	2/2/10	✓			
- Fiscal info. forthcoming					

PREVIOUS FISCAL NOTE(S):

Department	Date	Fiscal	Indet.	Zero	FN#

APPROPRIATION - no fiscal note

SIGNATURES AND RECOMMENDATIONS:	PRINTED LAST-NAME	DO PASS	DO NOT PASS	NO REC.	AMEND
	French	X			
	MENARD	X			
	Kookesh	X			
Vice-CHAIR: 	Thomas	✓			

26-LS0635\A
Cook
2/16/10

CS FOR SENATE BILL NO. 120(CRA)

IN THE LEGISLATURE OF THE STATE OF ALASKA

TWENTY-SIXTH LEGISLATURE - SECOND SESSION

BY THE SENATE COMMUNITY AND REGIONAL AFFAIRS COMMITTEE

**Offered:
Referred:**

Sponsor(s): SENATORS THOMAS, Ellis

A BILL

FOR AN ACT ENTITLED

1 **"An Act relating to an optional exemption from municipal property taxes for residential**
2 **property."**

3 **BE IT ENACTED BY THE LEGISLATURE OF THE STATE OF ALASKA:**

4 *** Section 1.** AS 29.45.050(a) is amended to read:

5 (a) A municipality may exclude or exempt or partially exempt residential
6 property from taxation by ordinance ratified by the voters at an election. An exclusion
7 or exemption authorized by this subsection may be applied with respect to taxes levied
8 in a service area to fund the special services. An exclusion or exemption authorized by
9 this subsection may not exceed the assessed value of \$50,000 [\$20,000] for any one
10 residence.

*Adopted
unanimously
S CRA & RA
2-18-10*

FISCAL NOTE

STATE OF ALASKA
2010 LEGISLATIVE SESSION

Fiscal Note Number: _____
 Bill Version: SB 120
 () Publish Date: _____

Identifier (file name): SB120-CED-CRA-2-2-10
 Title: Municipal Property Tax Exemption
 Sponsor: Senator Thomas
 Requester: Senate Community and Regional Affairs Committee
 Dept. Affected: DCCED
 RDU: Comm. Assist. and Econ. Dev.
 Component: Community and Regional Affairs
 Component Number: 2879

Expenditures/Revenues (Thousands of Dollars)

Note: Amounts do not include inflation unless otherwise noted below.

	Appropriation Required	Information					
		FY 2011	FY 2011	FY 2012	FY 2013	FY 2014	FY 2015
OPERATING EXPENDITURES							
Personal Services							
Travel							
Contractual							
Supplies							
Equipment							
Land & Structures							
Grants & Claims							
Miscellaneous							
TOTAL OPERATING		0.0	0.0	0.0	0.0	0.0	0.0

CAPITAL EXPENDITURES							
-----------------------------	--	--	--	--	--	--	--

CHANGE IN REVENUES ()	(1,430.0)	(1,500.0)	(1,580.0)	(1,660.0)	(1,740.0)	(1,830.0)
-------------------------------	------------------	------------------	------------------	------------------	------------------	------------------

FUND SOURCE (Thousands of Dollars)

	FY 2011	FY 2011	FY 2012	FY 2013	FY 2014	FY 2015	FY 2016
1002 Federal Receipts							
1003 GF Match							
1004 GF							
1005 GF/Program Receipts							
1037 GF/Mental Health							
Other Interagency Receipts							
TOTAL	0.0	0.0	0.0	0.0	0.0	0.0	0.0

Estimate of any current year (FY2010) cost: _____

POSITIONS

	FY 2011	FY 2011	FY 2012	FY 2013	FY 2014	FY 2015	FY 2016
Full-time							
Part-time							
Temporary							

ANALYSIS: (Attach a separate page if necessary)

SB 120 would allow municipalities to increase the current residential exemption from \$20,000 per residence to \$100,000. This increase will allow municipalities to shift the tax burden away from residential property to other types of properties, such as commercial, vacant and in those municipalities with oil and gas properties, to AS 43.56 property, upon which the state levies a 20 mill tax and refunds the local municipal mill rate to those municipalities.

By increasing this exemption, municipalities will be forced to increase their mill rate to raise the same amount of revenue if no other source of revenue is found. Increasing the local mill rate will increase the amount of taxes that a municipality will levy against AS 43.56 properties thus reducing that amount to the state.

Prepared by: Steve Van Sant, State Assessor
 Division: Community and Regional Affairs
 Approved by: Emil Notti, Commissioner
Department of Commerce, Community and Economic Development

Phone 465-4605
 Date/Time 2/2/10 12:00 AM
 Date 2/2/2010

ALASKA STATE LEGISLATURE



SENATOR JOE THOMAS

Sponsor Statement

SB 120 – Residential Property Tax Exemption

Senate Bill 120 increases the *optional* municipal property tax exemption for a private residence from \$20,000 to up to \$100,000. This bill *does not mandate* any action by municipalities. This bill only allows local governments the option of increasing their residential property tax exemption.

Currently there are 14 boroughs and 12 cities - with a combined population of over 590,000 Alaskans - which levy property taxes. Each of these is attempting to respond to homeowners struggling under the rising cost of energy across the state. In some instances these issues are coupled with rapidly rising assessed values of private residences. Across the state, these citizens are crying for relief.

SB 120 would not affect a smaller, revenue-strapped community's sources of tax income. Instead, it would give those municipalities with a large enough population the ability to relieve the tax burden largely borne by homeowners. SB 120 would allow local for control in setting the allowable exemption at any amount *up to \$100,000*. A local ordinance would then require voter approval before enactment.

The original option of exempting up to \$20,000 was a good idea when it passed both houses of the Alaska Legislature unanimously in 2004, and has been a valuable tool for the municipalities which exercised this option.

As municipalities around our state attempt to diversify their income base and respond to the needs of private citizens struggling under today's rising energy costs, I urge you to support the timely passage Senate Bill 120.

TABLE 1

2009 Municipalities: Class, Populations and Tax Types

Municipality	Type of Municipality	Population	Property Tax	Sales Tax	Special Tax
Adak	Second Class City	178	No	3%	No
Akhiok	Second Class City	48	No*	NR	NR
Akiak	Second Class City	341	No	NR	NR
Akutan	Second Class City	796	No	No	No
Alakanuk	Second Class City	670	No	NR	NR
Aleknagik	Second Class City	242	No	NR	NR
Aleutians East Borough	Second Class Borough	2,699	No	No	2% Raw Fish Tax
Allakaket	Second Class City	96	No	NR	NR
Ambler	Second Class City	259	No	NR	NR
Anaktuvuk Pass	Second Class City	284	No*	NR	NR
Municipality of Anchorage	Unified Home Rule	284,994	Yes	No	12% Bed Tx/ 8% Car Rental/72.6 mill Tobacco
Anderson	Second Class City	295	No	No	8% Utility Tax
Angoon	Second Class City	430	No	NR	NR
Aniak	Second Class City	494	No	2%	No
Anvik	Second Class City	84	No	NR	NR
Atka	Second Class City	73	No	No	2% Raw Fish Tax/ 10% Bed Tax
Atkasuk	Second Class City	219	No*	NR	NR
Barrow	First Class City	4,054	No*	No	5% Room/3% Alcohol/\$1 Tobacco/12% Smokeless
Bethel	Second Class City	5,665	No	NR	NR
Bettles	Second Class City	22	No	NR	NR
Brevig Mission	Second Class City	350	No	NR	NR
Bristol Bay Borough	Second Class Borough	1,029	Yes	No	3% Raw Fish Tax/8% Bed Tax
Buckland	Second Class City	458	No	6%	No
Chefornak	Second Class City	470	No	2%	No
Chevak	Second Class City	922	No	NR	NR
Chignik	Second Class City	59	No	NR	NR
Chuathbaluk	Second Class City	88	No	No	No
Clarks Point	Second Class City	54	No	NR	NR
Coffman Cove	Second Class City	141	No	No	No
Cold Bay	Second Class City	90	No	No	10% Bed Tax / \$.04/gal. Fuel Tax
Cordova	Home Rule City	2,161	Yes	6%	6% Bed Tax/6% Vehicle Rental Tax
Craig	First Class City	1,117	Yes	5%	6% Liquor Tax
Deering	Second Class City	133	No	NR	NR
Delta Junction	Second Class City	1,058	No	No	No
Denali Borough	Home Rule Borough	1,848	No	No	Sev. Tax \$.05/yr grv-\$0.05 ton-coal: Bed Tax 7%
Dillingham	First Class City	2,347	Yes	6%	10% Bed & Liquor Tax / 6% Gaming Tax
Diomede	Second Class City	128	No	NR	NR
Eagle	Second Class City	129	Yes	No	No
Eek	Second Class City	272	No	2%	No
Egegik	Second Class City	62	No	No	3% Raw Fish Tax
Ekwok	Second Class City	121	No	NR	NR
Elim	Second Class City	280	No	3%	No
Emmonak	Second Class City	794	No	3%	No
Fairbanks	Home Rule City	30,367	Yes	No	8% Bed Tax/ 5% Alcohol Tax/ 8% Tobacco Tax
Fairbanks North Star Borough	Second Class Borough	89,896	Yes	No	8% Bed Tax/ 5% Alcohol Tax/ 8% Tobacco Tax
False Pass	Second Class City	39	No	NR	NR
Fort Yukon	Second Class City	587	No	NR	NR
Galena	First Class City	580	No	3%	No
Gambell	Second Class City	673	No	NR	NR
Golovin	Second Class City	160	No	No	No
Goodnews Bay	Second Class City	225	No	NR	NR
Grayling	Second Class City	152	No	No	No
Gustavus	Second Class City	473	No	NR	NR
Haines Borough**	Home Rule Borough	2,310	Yes	5.5%	4% Bed Tax
Holy Cross	Second Class City	194	No	NR	NR
Homer	First Class City	5,390	Yes	4.50%	No

Note: Municipal populations are from the State Department of Labor

*Indicates that City does not levy property tax, but Borough in which City is located does

** The City of Haines and the Haines Borough consolidated in 2002, into a single Home Rule Government

TABLE 1

2009 Municipalities: Class, Populations and Tax Types - continued

Municipality	Type of Municipality	Population	Property Tax	Sales Tax	Special Tax
Hoonah	First Class City	823	No	6%	No
Hooper Bay	Second Class City	1,160	No	4%	No
Houston	Second Class City	1,755	Yes	2%	Liquor License Tax
Hughes	Second Class City	81	No	No	No
Huslia	Second Class City	277	No	No	No
Hydaburg	First Class City	341	No	NR	NR
Juneau, City & Borough of	Unified Home Rule	30,427	Yes	5%	7% Bed Tx/ 3% Liquor Tx/ 12% Tobacco Tax
Kachemak	Second Class City	453	Yes	No	No
Kake	First Class City	519	No	5%	No
Kaktovik	Second Class City	272	No*	NR	NR
Kaltag	Second Class City	188	No	No	No
Kasaan	Second Class City	54	No	No	No
Kenai	Home Rule City	7,134	Yes	3%	No
Kenai Peninsula Borough	Second Class Borough	52,990	Yes	3%	No
Ketchikan	Home Rule City	7,508	Yes	3.50%	7% Bed Tax
Ketchikan Gateway Borough	Second Class Borough	12,993	Yes	2.5%	4% Bed Tax
Kiana	Second Class City	383	No	NR	NR
King Cove	First Class City	750	No	4%	Fisheries Impact Tax (Flat Amt)
Kivalina	Second Class City	406	No	NR	NR
Klawock	First Class City	785	No	NR	NR
Kobuk	Second Class City	109	No	NR	NR
Kodiak	Home Rule City	5,974	Yes	6%	5% Bed Tax
Kodiak Island Borough	Second Class Borough	13,373	Yes	No	1.05% Severance/5% Bed
Kotlik	Second Class City	610	No	NR	NR
Kotzebue	Second Class City	3,126	No	6%	6% Bed Tax / 6% Alcohol Tax / 6% Gaming Tax
Koyuk	Second Class City	333	No	2%	No
Koyukuk	Second Class City	88	No	NR	NR
Kupreanof	Second Class City	27	No	No	No
Kwethluk	Second Class City	741	No	5%	No
Lake & Peninsula Borough	Home Rule Borough	1,552	No	No	2% Raw Fish Tax / 6% Bed Tax
Larsen Bay	Second Class City	67	No*	3%	\$5 per day / per person bed tax
Lower Kalskag	Second Class City	256	No	NR	NR
Manokotak	Second Class City	430	No	NR	NR
Marshall	Second Class City	417	No	4%	No
Matanuska-Susitna Borough	Second Class Borough	82,515	Yes	No	5% Bed Tax, Tobacco Excise Tax 5.29%
McGrath	Second Class City	317	No	NR	NR
Mekoryuk	Second Class City	195	No	NR	NR
Metlakatla	Federal Law	1,318	No	No	No
Mountain Village	Second Class City	765	No	NR	NR
Napakiaik	Second Class City	348	No	NR	NR
Napaskiak	Second Class City	435	No	No	No
Nenana	Home Rule City	347	Yes	4%	No
New Stuyahok	Second Class City	491	No	NR	NR
Newhalen	Second Class City	162	No	No	No
Nightmute	Second Class City	249	No	NR	NR
Nikolai	Second Class City	90	No	No	No
Nome	First Class City	3,570	Yes	5%	6% Bed Tax
Nondalton	Second Class City	202	No	NR	NR
Noorvik	Second Class City	642	No	4%	4% Utility Tax / 4% Landfill Tax
North Pole	Home Rule City	2,089	Yes	4%	No
North Slope Borough	Home Rule Borough	6,706	Yes	No	No
Northwest Arctic Borough	Home Rule Borough	7,407	No	No	No
Nuiqsut	Second Class City	383	No*	NR	NR

Note: Municipal populations are from the State Department of Labor

* Indicates that City does not levy property tax, but Borough in which City is located does

TABLE 1
2009 Municipalities: Class, Populations and Tax Types - continued

Municipality	Type of Municipality	Population	Property Tax	Sales Tax	Special Tax
Nulato	Second Class City	274	No	No	No
Nunam Iqua (Sheldon Point)	Second Class City	156	No	4%	No
Nunapitchuk	Second Class City	540	No	NR	NR
Old Harbor	Second Class City	184	No*	3%	No
Ouzinkie	Second Class City	167	No*	3%	No
Palmer	Home Rule City	5,559	Yes	3%	No
Peilcan	First Class City	113	Yes	4%	10% Bed Tax
Petersburg	Home Rule City	3,009	Yes	6%	4% Bed Tax
Pilot Point	Second Class City	72	No	No	3% Raw Fish
Pilot Station	Second Class City	587	No	4%	No
Platinum	Second Class City	47	No	NR	NR
Point Hope	Second Class City	689	No*	NR	NR
Port Alexander	Second Class City	51	No	4%	6% Bed Tax
Port Heiden	Second Class City	90	No	No	No
Port Lions	Second Class City	190	No*	NR	NR
Quinhagak	Second Class City	661	No	3%	No
Ruby	Second Class City	160	No	No	No
Russian Mission	Second Class City	362	No	NR	NR
St. George	Second Class City	112	No	NR	NR
St. Mary's	First Class City	541	No	3%	Alcohol Use Tax 3%
St. Michael	Second Class City	434	No	NR	NR
Saint Paul	Second Class City	450	No	3%	Fish Tax 3%
Sand Point	First Class City	958	No	NR	NR
Savoonga	Second Class City	722	No	3%	No
Saxman	Second Class City	420	No*	3.5%	No
Scammon Bay	Second Class City	533	No	NR	NR
Selawik	Second Class City	846	No	NR	NR
Seldovia	First Class City	257	Yes	2%/4.5%	No
Seward	Home Rule City	2,619	Yes	4%	4% Bed Tax
Shageluk	Second Class City	102	No	NR	NR
Shaktolik	Second Class City	223	No	NR	NR
Shishmaref	Second Class City	587	No	NR	NR
Shungnak	Second Class City	272	No	NR	NR
Sitka, City & Borough of	Unified Home Rule	8,615	Yes	5%/6%	6% Bed Tax/50 mill tobacco
Municipality of Skagway	First Class Borough	846	Yes	3%/5%	8% Bed Tax
Soldotna	First Class City	4,061	Yes	3%	No
Stebbins	Second Class City	577	No	3%	No
Tanana	First Class City	252	No	2%	No
Teller	Second Class City	260	No	NR	NR
Tenakee Springs	Second Class City	99	No	2%	Bed Tax 6%
Thorne Bay	Second Class City	440	No	5%	Bed Tax 4%
Togiak	Second Class City	802	No	2%	2% Raw Fish Tax
Toksook Bay	Second Class City	605	No	NR	NR
Unalakleet	Second Class City	723	No	NR	NR
Unalaska	First Class City	3,551	Yes	2%	2% Raw Fish Tax/ 5% Bed Tx
Upper Kalskag	Second Class City	235	No	NR	NR
Valdez	Home Rule City	4,498	Yes	No	6% Bed Tax
Wainwright	Second Class City	534	No*	NR	NR
Wales	Second Class City	138	No	NR	NR
Wasilla	First Class City	7,176	Yes	2.5%	No
White Mountain	Second Class City	191	No	NR	NR
Whittier	Second Class City	161	Yes	5%	Sales tax summer only / \$2.50 Pass. Trans. Tax
Wrangell, City & Borough of	Home Rule Borough	2,112	Yes	7%	6% Bed Tax
Yakutat, City & Borough of	Home Rule Borough	592	Yes	4%	1% Fish Tax/8% Bed & Car Rent/4% Sevr. Tax

Note: Municipal populations are from the State Department of Labor

*Indicates that City does not levy property tax, but Borough in which City is located does

62 Municipalities (reporting) levy a General Sales Tax - Rates range from 1% to 7%

78 Municipalities (reporting) levy either a General Sales Tax, Special Tax (bed tax, fish tax, etc.) or a combination of the two

38 Municipalities (cities & boroughs) levy a property tax

64 Municipalities did not provide a report this year

14 Boroughs & 13 cities within boroughs, levy a property tax

11 Cities in the Unorganized Borough levy a property tax

TABLE 3
2009 Local Property Tax and Oil & Gas Property Tax Revenues

Municipality	Property Tax Revenues ***	Oil & Gas Property Tax Revenues	Total Property Tax Revenues	Chg. From Previous Year	Population	Municipal Per Capita Revenue	**Per Capita Revenue City & Boro
Municipality of Anchorage	\$439,467,877	\$1,355,207	\$440,823,084	14.44%	284,994	\$1,547	
Bristol Bay Borough	\$1,394,557	\$0	\$1,394,557	-37.74%	1,029	\$1,355	
Cordova	\$1,705,531	\$131,074	\$1,836,605	6.82%	2,161	\$850	
Craig	\$450,665	\$0	\$450,665	1.04%	1,117	\$403	
Dillingham	\$1,941,751	\$0	\$1,941,751	10.27%	2,347	\$827	
Fairbanks, City*	\$12,433,930	\$0	\$12,433,930	-2.10%	30,367	\$409	\$1,442
Fairbanks North Star Borough	\$85,928,976	\$6,876,376	\$92,805,352	1.01%	89,896	\$1,032	
Haines Borough	\$2,385,462	\$0	\$2,385,462	0.45%	2,310	\$1,033	
Homer*	\$2,980,980	\$0	\$2,980,980	19.16%	5,390	\$553	\$1,551
Houston*	\$351,204	\$0	\$351,204	10.49%	1,755	\$200	\$1,461
City & Borough of Juneau	\$40,490,841	\$0	\$40,490,841	7.34%	30,427	\$1,331	
Kachemak City*	\$66,737	\$0	\$66,737	21.93%	453	\$147	\$1,146
Kenai, City*	\$2,550,238	\$90,104	\$2,640,342	14.76%	7,134	\$370	\$1,369
Kenai Peninsula Borough	\$46,286,259	\$6,618,858	\$52,905,117	-0.97%	52,990	\$998	
Ketchikan, City*	\$4,436,520	\$0	\$4,436,520	12.24%	7,508	\$591	\$1,208
Ketchikan Gateway Borough	\$8,016,451	\$0	\$8,016,451	1.26%	12,993	\$617	
Kodiak, City*	\$655,943	\$0	\$655,943	5.30%	5,974	\$110	\$899
Kodiak Island Borough	\$10,559,405	\$0	\$10,559,405	6.22%	13,373	\$790	
Matanuska-Susitna Borough	\$104,020,062	\$62,796	\$104,082,858	13.54%	82,515	\$1,261	
Nenana	\$202,615	\$0	\$202,615	4.40%	347	\$584	
Nome	\$2,025,256	\$0	\$2,025,256	-6.33%	3,570	\$567	
North Pole*	\$909,447	\$0	\$909,447	5.53%	2,099	\$433	\$1,466
North Slope Borough	\$3,929,114	\$235,189,713	\$239,118,827	10.94%	6,706	\$35,657	
Palmer*	\$1,089,518	\$0	\$1,089,518	-1.76%	5,559	\$196	\$1,457
Pelican	\$85,270	\$0	\$85,270	40.12%	113	\$755	
Petersburg	\$2,626,075	\$0	\$2,626,075	-0.28%	3,009	\$873	
Seldovia*	\$126,554	\$0	\$126,554	-20.86%	257	\$492	\$1,491
Seward*	\$953,957	\$0	\$953,957	9.21%	2,619	\$364	\$1,363
City & Borough of Sitka	\$5,882,939	\$0	\$5,882,939	8.27%	8,615	\$683	
Municipality of Skagway	\$1,763,316	\$0	\$1,763,316	-2.63%	846	\$2,084	
Soldotna*	\$803,576	\$0	\$803,576	10.11%	4,061	\$198	\$1,196
Unalaska	\$4,276,777	\$0	\$4,276,777	-0.40%	3,551	\$1,204	
Valdez	\$4,843,772	\$39,572,945	\$44,416,717	5.75%	4,498	\$9,875	
Wasilla*	\$300	\$0	\$300	-99.70%	7,176	\$0	\$1,261
Whittier	\$341,674	\$4,395	\$346,069	9.86%	161	\$2,149	
City & Borough of Wrangell	\$1,411,471	\$0	\$1,411,471	6.71%	2,112	\$668	
City & Borough of Yakutat	\$400,831	\$0	\$400,831	0.80%	592	\$677	
Total Property Taxes	\$797,795,851	\$289,901,467	\$1,087,697,318	10.01%	Overall *	\$1,782	per capita
Overall Chg from Prior Year	8.55%	14.25%	10.01%		Average **	\$1,342	property taxes

Total Local Tax Revenues Generated

Sales Tax Revenues	\$207,558,429	5.39%	Percent Change from Previous Year
Special Tax Revenues	\$85,701,102	3.28%	
Local Property Tax Revenues	\$797,795,851	8.55%	
Oil & Gas Property Tax Revenues	\$289,901,467	14.25%	
Total Local Tax Revenues	\$1,380,956,849	8.85%	

*Includes North Slope & Valdez

**Excludes North Slope & Valdez

The average per capita values are based upon populations only in municipalities that levy a property tax.

* indicates that city is located within a borough that also levies a property tax

**This column adds the borough and city per capita revenues to more accurately reflect the actual per capita tax that a property owner would pay on property located within a city and a borough, both of which levy a property tax.

*** Property Tax Revenues include Motor Vehicle Registration and/or Flat Taxes on airplanes where applicable.

Municipal Residential Property Tax Exemptions Authorized

Source: Alaska Taxable 2009

Alaska Department of Commerce, Community Economic Development

Municipality	Residential Property Tax Exemption (up to \$20,000)	2009 Mill Rate
Anchorage	10% of assessed value up to \$20,000	15.5
Bristol Bay	A flat \$10,000 exemption regardless of value	13
Fairbanks North Star	20% of assessed value up to \$20,000	17.113
Kenai Peninsula	A flat \$20,000 exemption regardless of value	9
North Slope	A flat \$20,000 exemption regardless of value	18.5
Valdez	30% of assessed value up to \$20,000	20

Alaska Municipalities Who Assess Property Taxes & Do Not Grant an Exemption

Ketchikan Gateway	Cordova	Seldovia	North Pole	Wasilla
Kodiak City	Craig	Seward	Palmer	Whittier
Kodiak Island	Dillingham	Sitka	Pelican	Wrangell
Matanuska Susitna	Haines	Skagway	Petersberg	Yakutat
Nenana	Homer	Soldotna	Juneau	Ketchikan City
Nome	Houston	Unalaska	Kenai City	Kachemak City

Senator Joe Thomas

Senate Bill 120 - Residential Property Tax Exemption