


2/12/09
MENTAL
HEALTH
COMPRE-
HENSIVE
PLAN

Comprehensive Integrated Mental Health Plan and Alaska Scorecard

February 12, 2009



Comprehensive Integrated Mental Health Plans: 2006-2011

Alaska Scorecard
The Alaska Mental Health Trust Authority

Part I: Performance Indicators for Alaska

Indicator	2008	2007	2006	2005	2004	2003	2002	2001	2000	1999	1998	1997	1996	1995	1994	1993	1992	1991	1990
1. Access to Care	85%	82%	78%	75%	72%	68%	65%	62%	58%	55%	52%	48%	45%	42%	38%	35%	32%	28%	25%
2. Quality of Care	88%	85%	82%	78%	75%	72%	68%	65%	62%	58%	55%	52%	48%	45%	42%	38%	35%	32%	28%
3. Cost Effectiveness	82%	78%	75%	72%	68%	65%	62%	58%	55%	52%	48%	45%	42%	38%	35%	32%	28%	25%	22%
4. Patient Satisfaction	80%	78%	75%	72%	68%	65%	62%	58%	55%	52%	48%	45%	42%	38%	35%	32%	28%	25%	22%
5. Workforce Development	85%	82%	78%	75%	72%	68%	65%	62%	58%	55%	52%	48%	45%	42%	38%	35%	32%	28%	25%
6. Community Outreach	88%	85%	82%	78%	75%	72%	68%	65%	62%	58%	55%	52%	48%	45%	42%	38%	35%	32%	28%
7. Research and Innovation	82%	78%	75%	72%	68%	65%	62%	58%	55%	52%	48%	45%	42%	38%	35%	32%	28%	25%	22%
8. Financial Sustainability	85%	82%	78%	75%	72%	68%	65%	62%	58%	55%	52%	48%	45%	42%	38%	35%	32%	28%	25%
9. Public Policy	88%	85%	82%	78%	75%	72%	68%	65%	62%	58%	55%	52%	48%	45%	42%	38%	35%	32%	28%
10. Overall Performance	85%	82%	78%	75%	72%	68%	65%	62%	58%	55%	52%	48%	45%	42%	38%	35%	32%	28%	25%


Part II: Performance Indicators for the Nation

Indicator	2008	2007	2006	2005	2004	2003	2002	2001	2000	1999	1998	1997	1996	1995	1994	1993	1992	1991	1990
1. Access to Care	75%	72%	68%	65%	62%	58%	55%	52%	48%	45%	42%	38%	35%	32%	28%	25%	22%	18%	15%
2. Quality of Care	78%	75%	72%	68%	65%	62%	58%	55%	52%	48%	45%	42%	38%	35%	32%	28%	25%	22%	18%
3. Cost Effectiveness	72%	68%	65%	62%	58%	55%	52%	48%	45%	42%	38%	35%	32%	28%	25%	22%	18%	15%	12%
4. Patient Satisfaction	70%	68%	65%	62%	58%	55%	52%	48%	45%	42%	38%	35%	32%	28%	25%	22%	18%	15%	12%
5. Workforce Development	75%	72%	68%	65%	62%	58%	55%	52%	48%	45%	42%	38%	35%	32%	28%	25%	22%	18%	15%
6. Community Outreach	78%	75%	72%	68%	65%	62%	58%	55%	52%	48%	45%	42%	38%	35%	32%	28%	25%	22%	18%
7. Research and Innovation	72%	68%	65%	62%	58%	55%	52%	48%	45%	42%	38%	35%	32%	28%	25%	22%	18%	15%	12%
8. Financial Sustainability	75%	72%	68%	65%	62%	58%	55%	52%	48%	45%	42%	38%	35%	32%	28%	25%	22%	18%	15%
9. Public Policy	78%	75%	72%	68%	65%	62%	58%	55%	52%	48%	45%	42%	38%	35%	32%	28%	25%	22%	18%
10. Overall Performance	75%	72%	68%	65%	62%	58%	55%	52%	48%	45%	42%	38%	35%	32%	28%	25%	22%	18%	15%



A presentation by the Department of Health and Social Services
and the Alaska Mental Health Trust Authority





Statutory Requirements (AS 47.30.660)

- Department of Health and Social Services must “prepare, and periodically revise and amend a plan for an integrated comprehensive mental health program”
 - in conjunction with The Trust and
 - coordinated with federal, state, regional, local, and private entities involved in mental health services

Comp Plan Leadership Team and Data and Planning Group

- Representatives from:
 - Department of Health and Social Services & its divisions
 - Alaska Mental Health Trust Authority (The Trust)
 - Department of Corrections
 - Governor's Council on Disabilities and Special Education
 - Alaska Commission on Aging
 - Alaska Mental Health Board
 - Advisory Board on Alcoholism and Drug Abuse
 - The Alaska Brain Injury Network

Comprehensive Integrated Mental Health Plan: What is it?

- On-line tool for legislature, executive branch, stakeholders, and partners
- A source of information about the issues impacting all Trust beneficiary populations





Populations Addressed in the Plan

- Comp Plan target population —
Alaska Mental Health Trust beneficiaries
 - People with Alcoholism
 - People with Mental illness
 - People with Developmental disabilities
 - People with Alzheimer's Disease
 - People with Brain Injury
- <http://hss.state.ak.us/dph/healthplanning/movingforward/>



What is in the Comp Plan?


- Prevalence data
- Information about:
 - Substance abuse
 - Suicide
 - Mental Health
 - Safety and Injuries Justice
 - Housing
 - Education
 - Economic Security
- Current system of care
- Initiatives and emerging issues

Category	2011	2012	2013	2014	2015	2016	2017	2018	2019	2020	2021	2022
Population	700,000	700,000	700,000	700,000	700,000	700,000	700,000	700,000	700,000	700,000	700,000	700,000
Unemployed	10%	10%	10%	10%	10%	10%	10%	10%	10%	10%	10%	10%
Median Income	\$10,000	\$10,000	\$10,000	\$10,000	\$10,000	\$10,000	\$10,000	\$10,000	\$10,000	\$10,000	\$10,000	\$10,000

Alaska Scorecard: Key Issues Impacting Trust Beneficiaries

- Provides a snapshot of key issues impacting Trust beneficiaries
- Comparisons to U.S. data
- Targets for 2012

Indicator	Alaska	U.S. Data	Target
1 Suicide rate per 100,000	18.4	18.9	18
2 Non-fatal suicide attempts (rate per 100,000)	104.9	94.3	95
3 Alcohol-induced deaths per 100,000	20.7	7	17
4 Adults who engage in heavy drinking	6.4%	5.2%	5.2%
5 Daily drug users (ages 12 and older)	15.2%	13.7%	10%
6 Days of poor mental health in past month (adults)	11.1%	8.2%	10%
7 Access to mental health services during past year	2.2	2.2	2
8 Population without health insurance	26.9%	28.5%	23.5%
9 Children abused and neglected (rate per 1,000)	16.2	12.3	12.3
10 Rates in safety due to falls - rate per 100,000	1,249	1,176	1,176
11 Rates of non-fatal trauma (rate per 100,000)	87.2	not avail.	82
12 Justice	42%	38.7%	40%
13 Percent of incarcerated adults with mental illness or mental disabilities	34.2%	not avail.	34%
14 County jail-inmate rates for incarcerated adults with mental illness or mental disabilities	28.4%	not avail.	not avail.
15 Percent of arrests involving alcohol or substance abuse (State Troopers)	35.2%	not avail.	34%
16 Accessible, Affordable Housing (Living with Disability)	81.8 (2008)	43.1 (2007)	63.3
17 High school graduation rate	83%	not avail.	80%
18 Percent of youth who received special education who are employed or/and in post-secondary education one year after leaving school	67%	not avail.	not avail.
19 Percent of minimum wage workers needed for average 2-bedroom housing	68.4%	not avail.	71.4%
20 Average annual unemployment rate	8.3%	not avail.	8%
21 Percent of 60+ recipients with disabilities who are working	21.6%	not avail.	20%
22 Trust Beneficiary Populations	21,734	16,000	16,000
23 Mental Illness Alaska Adults with Serious Mental Illness	8,100	6,000	6,000
24 Alaska's Children with Serious Emotional Disturbance	1,000	1,000	1,000
25 Alaska's Children with Traumatic Stress and Related Disorders	12,000	11,000	11,000
26 Alaska's Children with Developmental Disabilities	12,000	11,000	11,000
27 Alaska's Children with Intellectual Disabilities	12,000	11,000	11,000




The Comp Plan and Scorecard Guide Policy

- Provide direction for policy and planning efforts
 - Examples:
 - Budget recommendations to The Trust by advisory boards
 - Trust budget recommendations for Mental Health Budget bill
 - New initiatives and focus areas

Comp Plan and Scorecard Serve as Road Maps

- Where we've been
- Where we need to go
- How we plan to get there
- Where we may want to go in the future





FAQ ALASKA - Frequently Asked Questions About Alaska

Question :

When did Alaskan Native people become U.S. citizens?

ANSWER :

- The Alaska Territorial Legislature offered Alaskan citizenship to Native people with a 1915 enabling act, but U.S. citizenship was extended to Alaskan Native peoples in 1924 by the U.S. Congress.

[<< Back to FAQ ALASKA MAIN MENU](#)

Source : Alaska: A History of the 49th State, 2nd ed., by Claus-M. Naske and Herman E. Slotnick. Norman, University of Oklahoma Press, 1987

Last Modified: 27 September 2001

For further information about Alaska, contact your nearest library. For comments or corrections about this site, contact:
Alaska State Library: e-mail_asl@eed.state.ak.us