

SB

72

SENATE COMMITTEE REPORT
First Committee of Referral

DATE: 2/2/07

FURTHER: Finance

Date of 5-Day Notice: Feb. 8, 2007
 (in accordance with Uniform Rule 23)

DATE TURNED
 IN TO OFFICE: Feb. 26, 2007

Community and Regional Affairs Committee considered SENATE BILL NO. 72

SB 72 COMMUNITY REVENUE SHARING

"An Act relating to the community revenue sharing program; and providing for an effective date."

and recommends:

- be replaced with SCS or CS SB 72 (CRA)
- adopt previous SCS or CS _____ (_____)
- attached amendment(s)
- adopt _____ Letter of Intent
- further referral to _____ Committee

SENATE BILL:	
<input checked="" type="checkbox"/>	Same Title
<input type="checkbox"/>	New Title
<hr/>	
HOUSE BILL:	
<input type="checkbox"/>	Same Title
<input type="checkbox"/>	Technical Title Change
<input type="checkbox"/>	New Title w/ SCR # _____

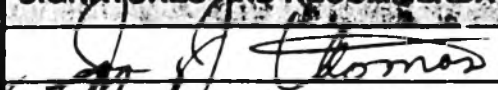
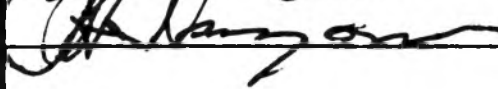
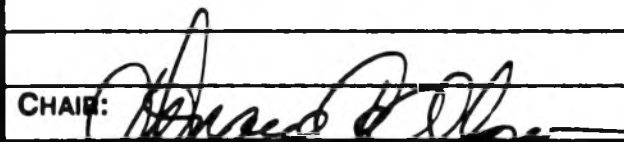
NEW FISCAL NOTE(S):

Department	Date	Fiscal	Indet.	Zero	FN#
DCEED	2/12/07	✓			
DNR	2/12/07	✓			

PREVIOUS FISCAL NOTE(S):

Department	Date	Fiscal	Indet.	Zero	FN#

APPROPRIATION - no fiscal note

SIGNATURES AND RECOMMENDATIONS:	PRINTED LAST NAME	Do Pass	Do Not Pass	NO REC	AMEND
	Thomas	✓			
	Wagoner			✓	
CHAIR: 	OLSON	✓			

ALASKA STATE LEGISLATURE

SENATE COMMUNITY AND REGIONAL AFFAIRS



STATE CAPITOL
ROOM 514
JUNEAU, ALASKA
99801-1182
(907) 465-4989
FAX (907) 465-4821

SENATOR DONALD C. OLSON, CHAIR

MEMBERS:

SENATOR ALBERT KOOKISH, SENATOR GARY STEVENS, SENATOR TOM WAGONER, SENATOR JOE THOMAS

Sponsor Statement

SB 72 – COMMUNITY REVENUE SHARING

SB 72 establishes a sustainable revenue sharing program based on the owner-state concept. The resources of the state belong to all Alaskans. Cities and boroughs were formed by the state as political subdivisions to provide services to the people. Without revenue sharing, the entire cost of basic services is borne by local taxpayers.

Skyrocketing fuel and retirement system costs and inflation, in conjunction with severe cuts in revenue sharing over the past several years have local governments scrambling to continue providing even basic services such as snow removal and road maintenance, public safety, and the education of our children.

SB 72 provides a means for sustainable revenue sharing in order to allow communities to continue providing basic services. SB 72 would allow the legislature to allocate 6% from all mineral lease rentals, royalties, royalty sales proceeds, federal mineral revenue sharing payments, and bonuses to revenue sharing every year. Basing revenue sharing on the state's annual income allows for the flexibility needed to continue the program during lean years, when state revenue is down.

Without consistent, dependable revenue sharing, provision of basic services will continue to decline. Some small communities have already closed their doors. SB 72 provides the tool to solve the problem of helping local governments fund basic services.

ALASKA STATE LEGISLATURE

SENATE COMMUNITY AND REGIONAL AFFAIRS



STATE CAPITOL
ROOM 514
JUNEAU, ALASKA
99801-1182
(907) 465-4989
FAX (907) 465-4821

SENATOR DONALD C. OLSON, CHAIR

MEMBERS:

SENATOR ALBERT KOOKESH, SENATOR GARY STEVENS, SENATOR TOM WAGONER, SENATOR JOE THOMAS

Sponsor Statement

SB 72 – COMMUNITY REVENUE SHARING

SB 72 establishes a sustainable revenue sharing program based on the owner-state concept. The resources of the state belong to all Alaskans. Cities and boroughs were formed by the state as political subdivisions to provide services to the people. Without revenue sharing, the entire cost of basic services is borne by local taxpayers.

Skyrocketing fuel and retirement system costs and inflation, in conjunction with severe cuts in revenue sharing over the past several years have local governments scrambling to continue providing even basic services such as snow removal and road maintenance, public safety, and the education of our children.

SB 72 provides a means for sustainable revenue sharing in order to allow communities to continue providing basic services. SB 72 would allow the legislature to allocate 6% of certain natural resource revenues to revenue sharing every year. Basing revenue sharing on the state's annual income allows for the flexibility needed to continue the program during lean years, when state revenue is down.

Without consistent, dependable revenue sharing, provision of basic services will continue to decline. Some small communities have already closed their doors. SB 72 provides the tool to solve the problem of helping local governments fund basic services.

ALASKA STATE LEGISLATURE

SENATOR DONALD C. OLSON



ALASKA
STATE CAPITOL
ROOM 514
JUNEAU, ALASKA 99801-1182

(907) 465-3707
FAX (907) 465-4821

Sponsor Statement for Senate Bill 4

Senate Bill 4 does three things to the Senior Care Program. It eliminates the program's scheduled sunset date of June 30, 2007; removes the underutilized prescription drug benefit; and increases the monthly financial assistance from \$120 to \$150.

The Senior Care Program is strictly a needs based program. To be eligible for the program, the income of applicants, who meet all other eligibility criteria, must not exceed **\$16,133** annually for a one person household and **\$21,641 annually** for a two person household. These amounts are frozen at 135 percent of the 2005 federal poverty guidelines.

Senate Bill 4 covers eligible seniors who may have been part of the Longevity Bonus Program prior to its funding being eliminated, as well as individuals who meet the eligibility criteria. The Department of Health and Social Services estimates that the Senior Care Program currently serves approximately 7,000 seniors with financial assistance. The prescription drug benefit has historically served approximately 140 seniors. The Senior Care Program would run concurrently with any Longevity Bonus Program that may be redeveloped.

**Cities in Various Stages of Inactivity/Distress
February 16, 2007**

Cities that we have confirmed closed doors and are not operating any services:

Ahkiok
Kupreanoff
Nikolai

Cities that have inquired about dissolution in the past two years

Holy Cross	Mekoryuk
Hydaburg	Nikolai
Hughes	Quinhagak
Koyukuk	Ruby

Cities that did not report certified election information for 2006:

Ahkiok	Lower Kalskag
Alakanuk	Napaskiak
Anaktuvuk Pass	Nikolai
Anvik	Port Heiden
Deering	Quinhagak
Egegik	Shaktoolik
Goodnews Bay	Shishmaref
Grayling	Shungnak
Kaltag	Wainwright
Kobuk	Wales
Kupreanof	

Cities that have not submitted an FY07 Budget: (Indicative of inactivity since we are currently holding funding until receipt of their budget)

Akhiok	Lower Kalskag
Grayling	Nikolai
Hydaburg	Platinum
Kasaan	Seldovia
Klawock	Skagway
Koyukuk	Upper Kalskag

Cities with large financial debt that puts their continued viability at risk:

Ahkiok	Nikolai
Akiak	Noorvik
Alakanuk	Pilot Point
Chevak	Point Hope
Diomedes	Ruby
Grayling	Saint George
Hydaburg	Saint Michael
Larsen Bay	Shungnak
Lower Kalskag	Wales
Marshall	

Cities without Workman's Compensation Insurance:

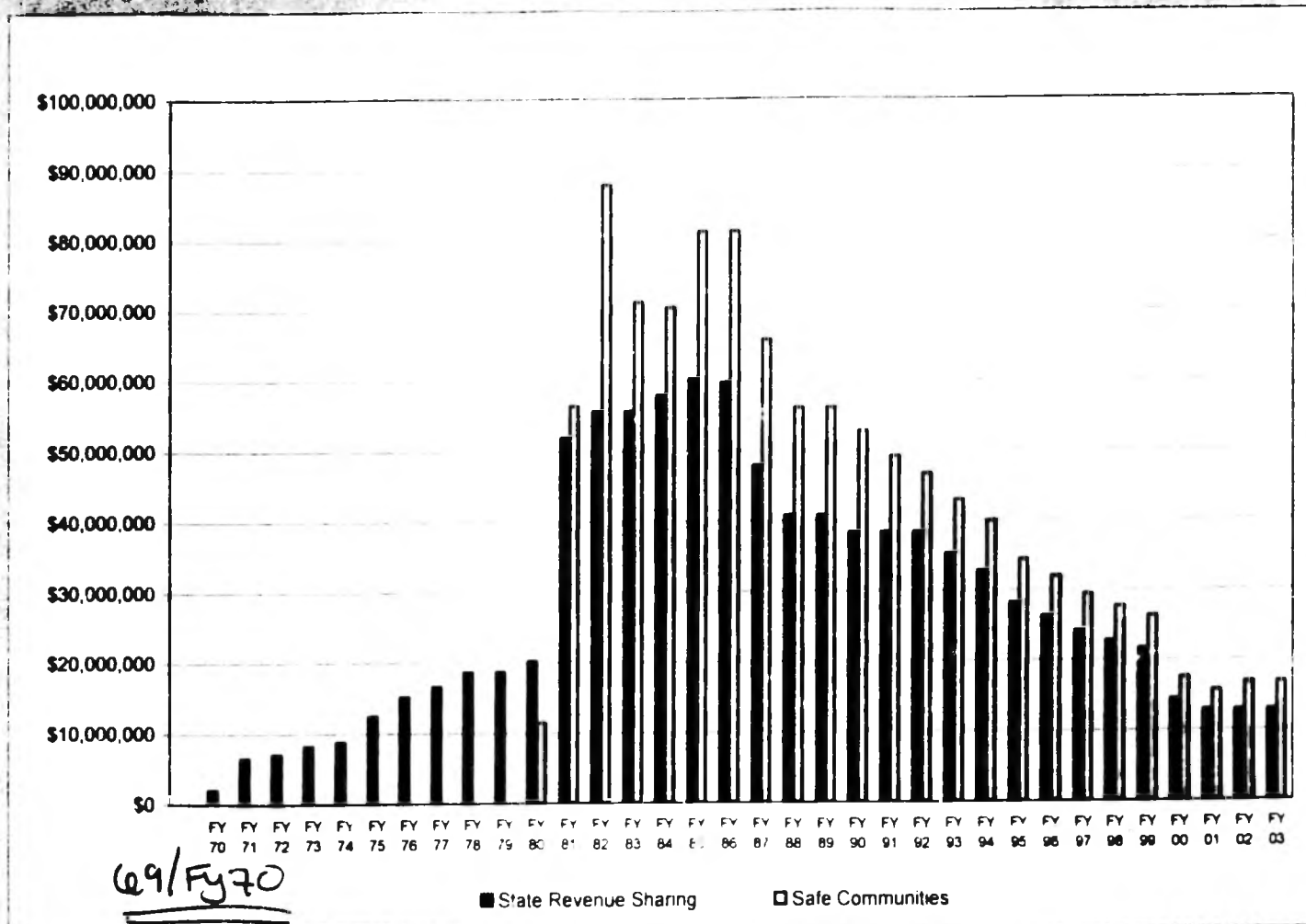
Akiak	Lower Kalskag
Alakanuk	Nikolai
Allakaket	Ruby
Chevak	Russian Mission
Diomedes	Shaktoolik
Hydaburg	Wales
Koyuk	
Koyukuk	

Cities that have contracted out all municipal services:

Akhiok
Kiana
Kwethluk
Mekoryuk
Napaskiak
Quinhagak

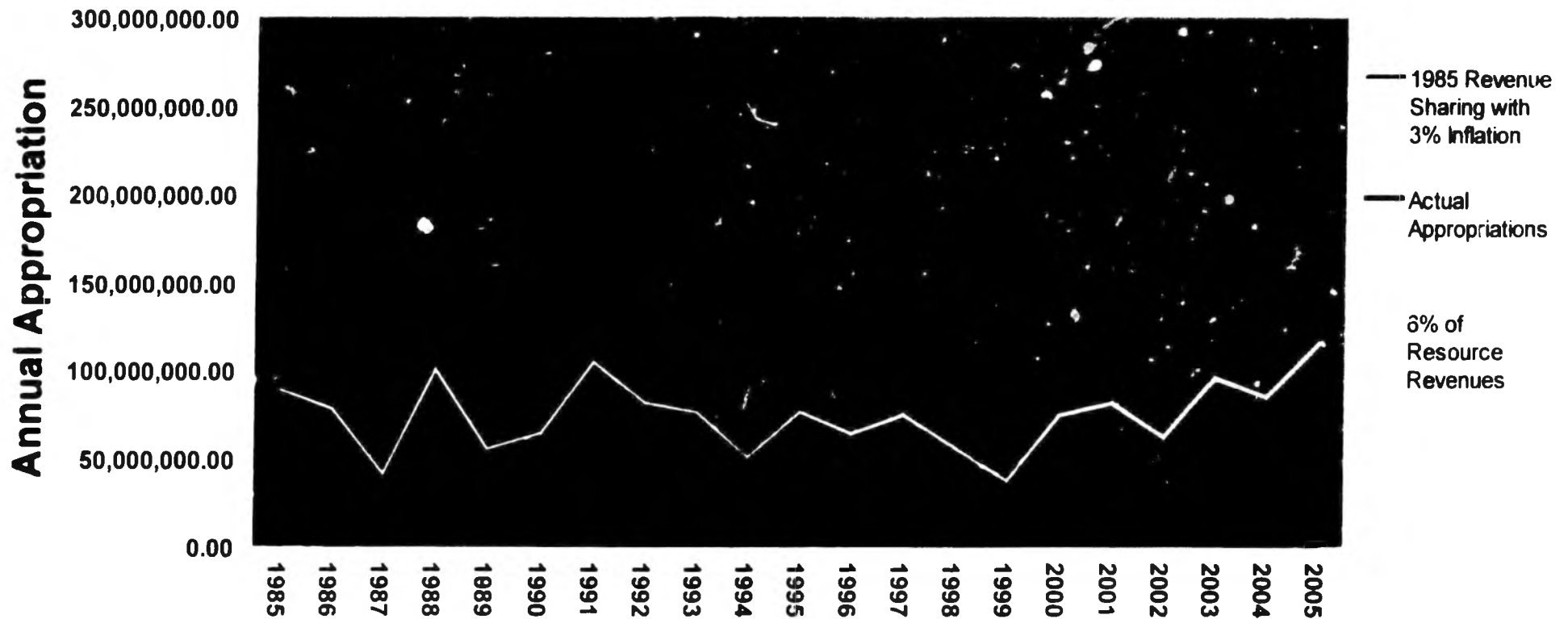
	State Revenue Sharing	Safe Communities
FY 70	\$2,020,000	Formerly
FY 71	\$6,500,000	Gross
FY 72	\$7,085,000	Business
FY 73	\$8,215,000	Receipts Tax
FY 74	\$8,777,000	Program
FY 75	\$12,458,626	↓
FY 76	\$15,130,100	↓
FY 77	\$16,596,657	↓
FY 78	\$18,656,800	↓
FY 79	\$18,688,000	↓
FY 80	\$20,236,000	\$11,399,999
FY 81	\$51,900,000	\$56,496,000
FY 82	\$55,707,600	\$87,929,546
FY 83	\$55,721,000	\$71,300,000
FY 84	\$57,950,000	\$70,500,000
FY 85	\$60,350,000	\$81,306,800
FY 86	\$59,632,200	\$81,306,800
FY 87	\$47,879,100	\$65,858,500
FY 88	\$40,773,400	\$56,084,400
FY 89	\$40,773,400	\$56,084,400
FY 90	\$38,347,000	\$52,747,000
FY 91	\$38,347,000	\$49,103,200
FY 92	\$38,347,000	\$46,648,000
FY 93	\$35,279,200	\$42,916,200
FY 94	\$32,809,700	\$39,912,100
FY 95	\$28,249,133	\$34,364,367
FY 96	\$26,271,700	\$31,959,000
FY 97	\$24,170,000	\$29,402,300
FY 98	\$22,719,800	\$27,638,200
FY 99	\$21,583,800	\$26,256,300
FY 00	\$14,389,200	\$17,504,200
FY 01	\$12,855,200	\$15,638,200
FY 02	\$12,855,200	\$16,775,500
FY 03	\$12,855,200	\$16,775,500

Funding History of State Revenue Sharing & Safe Communities' Programs



*Formerly the Gross Business Receipts Program until FY 80, and the Municipal Assistance Program until FY 98

Municipal Revenue Sharing Comparison



Year	Actual Appropriations	1985 Revenue Sharing with 3% Inflation	6% of Resource Revenues
1985	141,656,800.00	141,656,800.00	88,320,000.00
1986	140,939,000.00	145,906,504.00	77,616,000.00
1987	113,737,600.00	150,283,699.12	40,944,000.00
1988	96,857,800.00	154,792,210.09	100,296,000.00
1989	96,857,800.00	159,435,976.40	54,816,000.00
1990	91,094,000.00	164,219,055.69	64,104,000.00
1991	87,450,200.00	169,145,627.36	104,400,000.00
1992	84,995,000.00	174,219,996.18	81,072,000.00
1993	78,195,400.00	179,446,596.07	75,672,000.00
1994	72,721,800.00	184,829,993.95	50,304,000.00
1995	62,613,500.00	190,374,893.77	76,344,000.00
1996	58,230,700.00	196,086,140.58	63,288,000.00
1997	53,572,300.00	201,968,724.80	74,016,000.00

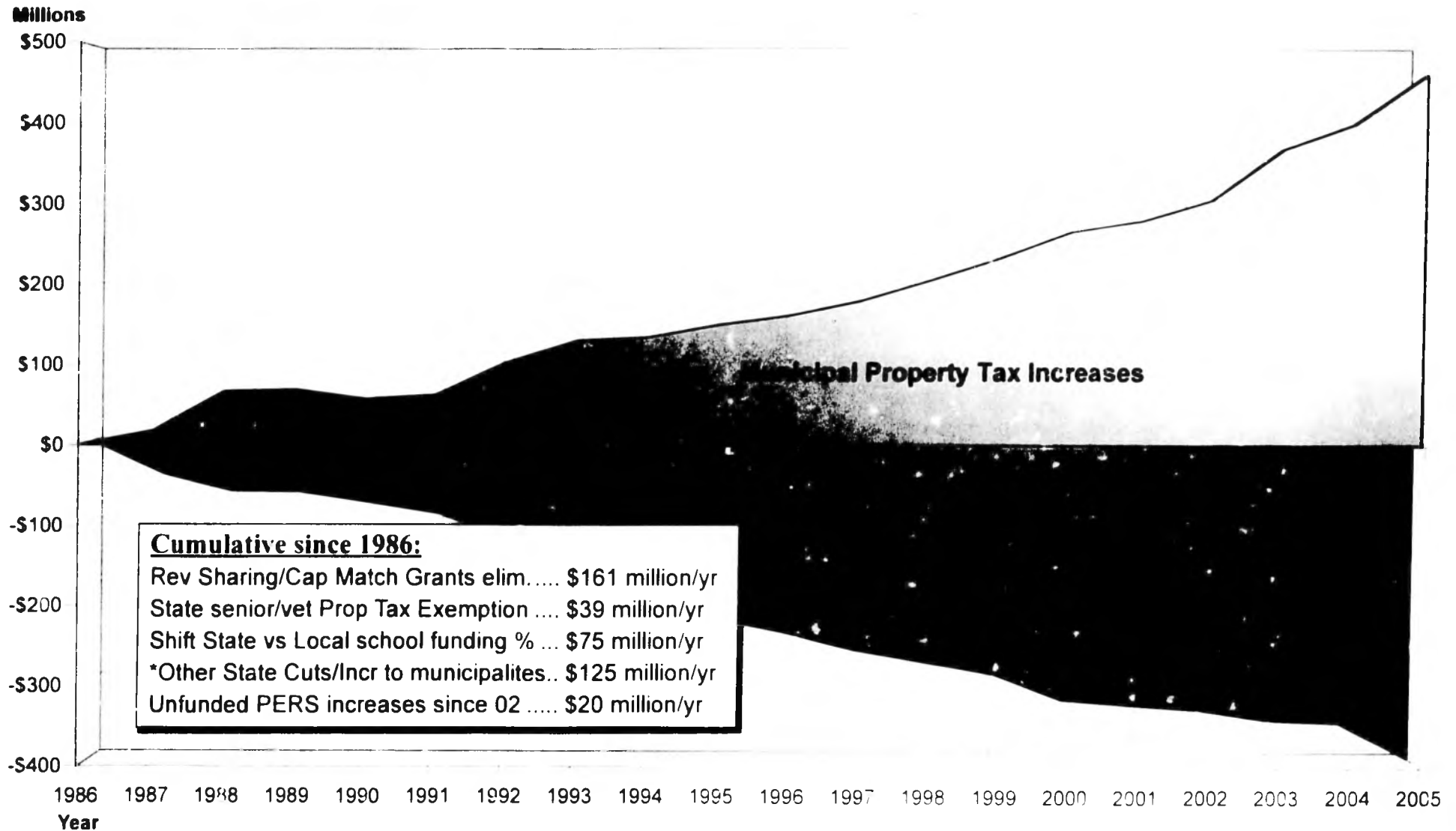
Year	Actual Appropriations	1985 Revenue Sharing with 3% Inflation	6% of Resource Revenues
1998	50,358,000.00	208,027,786.54	55,320,000.00
1999	47,840,100.00	214,268,620.14	37,320,000.00
2000	31,893,400.00	220,696,678.74	74,520,000.00
2001	28,493,400.00	227,317,579.10	81,432,000.00
2002	29,630,700.00	234,137,106.48	61,848,000.00
2003	29,630,700.00	241,161,219.67	95,424,000.00
2004	17,900,000.00	248,396,056.26	84,744,000.00
2005	0.00	255,847,937.95	115,320,000.00
TOTAL	1,414,668,200.00	4,062,219,202.86	1,557,120,000.00



Alaska Municipal League
 217 Second Street, Suite 200
 Juneau, Alaska 99801
 (907) 586-1325
www.akml.org

Why Property Taxes Have Gone Up for Businesses and Homeowners

State Cuts/Cost Increases to Municipalities vs Local Property Tax



Source: property tax increase: "Alaska Taxable," State DCED 1986 - 2003

* "Other State cuts/etc" include: assistance for libraries, fire services, road maintenance, school bond debt 90% to 70/60%; public safety officers, community jails, alcohol mental health treatment, community schools, new state fees, etc.

"Revenue sharing" includes state revenue sharing, safe communities, & municipal capital matching grants



Alaska Municipal League
 217 Second Street, Suite 200
 Juneau, Alaska 99801
 (907) 586-1325
www.akml.org

**SB 72 Community Revenue Sharing Program
Funding Level of \$144,753,000**

Unincorporated Communities	2005 Population	Community Basic Payment Amount	Per Capita Distribution	Total Community Revenue Sharing Payment
Akiachak	644	\$25,000	\$0	\$25,000
Alatna	41	\$25,000	\$0	\$25,000
Arctic Village	147	\$25,000	\$0	\$25,000
Atmautluak	304	\$25,000	\$0	\$25,000
Beaver	64	\$25,000	\$0	\$25,000
Birch Creek	33	\$25,000	\$0	\$25,000
Central	97	\$25,000	\$0	\$25,000
Chalkyitsik	79	\$25,000	\$0	\$25,000
Chenega Bay	82	\$25,000	\$0	\$25,000
Chistochina	104	\$25,000	\$0	\$25,000
Chitina	110	\$25,000	\$0	\$25,000
Circle	90	\$25,000	\$0	\$25,000
Copper Center	452	\$25,000	\$0	\$25,000
Crooked Creek	145	\$25,000	\$0	\$25,000
Deltana	1,939	\$25,000	\$0	\$25,000
Dot Lake	60	\$25,000	\$0	\$25,000
Dry Creek	107	\$25,000	\$0	\$25,000
Eagle Village	68	\$25,000	\$0	\$25,000
Edna Bay	41	\$25,000	\$0	\$25,000
Elfin Cove	29	\$25,000	\$0	\$25,000
Four Mile Road	31	\$25,000	\$0	\$25,000
Gakona	214	\$25,000	\$0	\$25,000
Glennallen	589	\$25,000	\$0	\$25,000
Goldstream	34	\$25,000	\$0	\$25,000
Gulkana	195	\$25,000	\$0	\$25,000
Healy Lake	29	\$25,000	\$0	\$25,000
Hollis	137	\$25,000	\$0	\$25,000
Hyder	91	\$25,000	\$0	\$25,000
Kasigluk	534	\$25,000	\$0	\$25,000
Kenny Lake	417	\$25,000	\$0	\$25,000
Kipnuk	688	\$25,000	\$0	\$25,000
Klukwan	109	\$25,000	\$0	\$25,000
Koliganek	167	\$25,000	\$0	\$25,000
Kongiganak	427	\$25,000	\$0	\$25,000
Kwigillingok	361	\$25,000	\$0	\$25,000
Lime Village	28	\$25,000	\$0	\$25,000
Manley Hot Springs	74	\$25,000	\$0	\$25,000
McCarthy	70	\$25,000	\$0	\$25,000
Mentasta	126	\$25,000	\$0	\$25,000
Minto	202	\$25,000	\$0	\$25,000
Naukati Bay	106	\$25,000	\$0	\$25,000
Nelchina/Mendeltna	139	\$25,000	\$0	\$25,000
Newtok	315	\$25,000	\$0	\$25,000
Nikolski	31	\$25,000	\$0	\$25,000
Northway	177	\$25,000	\$0	\$25,000
Oscarville	59	\$25,000	\$0	\$25,000

**SB 72 Community Revenue Sharing Program
Funding Level of \$144,753,000**

Unincorporated Communities	2005 Population	Community Basic Payment Amount	Per Capita Distribution	Total Community Revenue Sharing Payment
Paxson	37	\$25,000	\$0	\$25,000
Pitka's Point	103	\$25,000	\$0	\$25,000
Port Protection	54	\$25,000	\$0	\$25,000
Red Devil	36	\$25,000	\$0	\$25,000
Silver Springs	107	\$25,000	\$0	\$25,000
Slana	103	\$25,000	\$0	\$25,000
Sleetmute	92	\$25,000	\$0	\$25,000
Stevens Village	68	\$25,000	\$0	\$25,000
Stony River	42	\$25,000	\$0	\$25,000
Takotna	39	\$25,000	\$0	\$25,000
Tanacross	149	\$25,000	\$0	\$25,000
Tatitlek	102	\$25,000	\$0	\$25,000
Tazlina	185	\$25,000	\$0	\$25,000
Tetlin	150	\$25,000	\$0	\$25,000
Tok	1,459	\$25,000	\$0	\$25,000
Tuluksak	466	\$25,000	\$0	\$25,000
Tuntutuliak	399	\$25,000	\$0	\$25,000
Tununak	328	\$25,000	\$0	\$25,000
Twin Hills	71	\$25,000	\$0	\$25,000
Venetie	184	\$25,000	\$0	\$25,000
Whale Pass	76	\$25,000	\$0	\$25,000
Whitestone	176	\$25,000	\$0	\$25,000
Unincorporated Totals	14,412	\$1,700,000	\$0	\$1,700,000

SB 72 Community Revenue Sharing Program
Funding Level of \$144,753,000

*Matches DCCED
 2/13/07 fiscal
 note*

Municipalities	2005 Population	Municipal Basic Payment Amount	Per Capita Distribution	Total Community Revenue Sharing Payment
Adak	167	\$75,000	\$33,088	\$108,088
Akhiok	41	\$75,000	\$8,123	\$83,123
Akiak	378	\$75,000	\$74,894	\$149,894
Akutan	773	\$75,000	\$153,157	\$228,157
Alakanuk	678	\$75,000	\$134,334	\$209,334
Aleknagik	241	\$75,000	\$47,750	\$122,750
Aleutians East Borough	72	\$250,000	\$14,266	\$264,266
Allakaket	87	\$75,000	\$17,238	\$92,238
Ambler	283	\$75,000	\$56,072	\$131,072
Anaktuvuk Pass	308	\$75,000	\$61,025	\$136,025
Anchorage	278,241	\$250,000	\$55,128,640	\$55,378,640
Anderson	280	\$75,000	\$55,477	\$130,477
Angoon	497	\$75,000	\$98,472	\$173,472
Aniak	528	\$75,000	\$104,614	\$179,614
Anvik	99	\$75,000	\$19,615	\$94,615
Atka	90	\$75,000	\$17,832	\$92,832
Atkasuk	227	\$75,000	\$44,976	\$119,976
Barrow	4,199	\$75,000	\$831,959	\$906,959
Bethel	5,960	\$75,000	\$1,180,871	\$1,255,871
Bettles	31	\$75,000	\$6,142	\$81,142
Brevig Mission	327	\$75,000	\$64,789	\$139,789
Bristol Bay Borough	1,073	\$250,000	\$212,596	\$462,596
Buckland	434	\$75,000	\$85,990	\$160,990
Cheformak	457	\$75,000	\$90,547	\$165,547
Chevak	916	\$75,000	\$181,490	\$256,490
Chignik	95	\$75,000	\$18,823	\$93,823
Ch'uathbaluk	95	\$75,000	\$18,823	\$93,823
Clark's Point	65	\$75,000	\$12,879	\$87,879
Coffman Cove	156	\$75,000	\$30,909	\$105,909
Cold Bay	89	\$75,000	\$17,634	\$92,634
Cordova	2,288	\$75,000	\$453,328	\$528,328
Craig	1,102	\$75,000	\$218,342	\$293,342
Deering	139	\$75,000	\$27,540	\$102,540
Delta Junction	1,047	\$75,000	\$207,445	\$282,445
Denali Borough	1,277	\$250,000	\$253,015	\$503,015
Dillingham	2,370	\$75,000	\$469,574	\$544,574
Diomedes	132	\$75,000	\$26,154	\$101,154
Eagle	137	\$75,000	\$27,144	\$102,144
Eek	291	\$75,000	\$57,657	\$132,657
Egegik	81	\$75,000	\$16,049	\$91,049
Ekwok	118	\$75,000	\$23,380	\$98,380
Elim	302	\$75,000	\$59,836	\$134,836
Emmonak	740	\$75,000	\$146,618	\$221,618
Fairbanks	31,182	\$75,000	\$6,178,174	\$6,253,174
Fairbanks North Star Borough	54,873	\$250,000	\$10,872,136	\$11,122,136

**SB 72 Community Revenue Sharing Program
Funding Level of \$144,753,000**

Municipalities	2005 Population	Municipal Basic Payment Amount	Per Capita Distribution	Total Community Revenue Sharing Payment
False Pass	63	\$75,000	\$12,482	\$87,482
Fort Yukon	570	\$75,000	\$112,936	\$187,936
Galena	654	\$75,000	\$129,579	\$204,579
Gambell	660	\$75,000	\$130,768	\$205,768
Golovin	150	\$75,000	\$29,720	\$104,720
Goodnews Bay	238	\$75,000	\$47,156	\$122,156
Grayling	171	\$75,000	\$33,881	\$108,881
Gustavus	459	\$75,000	\$90,943	\$165,943
Haines Borough	2,207	\$250,000	\$437,279	\$687,279
Holy Cross	205	\$75,000	\$40,617	\$115,617
Homer	5,435	\$75,000	\$1,076,851	\$1,151,851
Hoonah	861	\$75,000	\$170,592	\$245,592
Hooper Bay	1,133	\$75,000	\$224,484	\$299,484
Houston	1,447	\$75,000	\$286,698	\$361,698
Hughes	69	\$75,000	\$13,671	\$88,671
Huslia	265	\$75,000	\$52,505	\$127,505
Hydaburg	369	\$75,000	\$73,111	\$148,111
Juneau	31,193	\$250,000	\$6,180,353	\$6,430,353
Kachemak	457	\$75,000	\$90,547	\$165,547
Kake	598	\$75,000	\$118,483	\$193,483
Kaktovik	276	\$75,000	\$54,685	\$129,685
Kaltag	227	\$75,000	\$44,976	\$119,976
Kasaan	61	\$75,000	\$12,086	\$87,086
Kenai	6,777	\$75,000	\$1,342,745	\$1,417,745
Kenai Peninsula Borough	31,837	\$250,000	\$5,307,951	\$6,557,951
Ketchikan	7,685	\$75,000	\$1,522,650	\$1,597,650
Ketchikan Gateway Borough	5,035	\$250,000	\$997,598	\$1,247,598
Kiana	380	\$75,000	\$75,290	\$150,290
King Cove	723	\$75,000	\$143,250	\$218,250
Kivalina	385	\$75,000	\$76,281	\$151,281
Klawock	780	\$75,000	\$154,544	\$229,544
Kobuk	130	\$75,000	\$25,757	\$100,757
Kodiak	6,088	\$75,000	\$1,206,232	\$1,281,232
Kodiak Island Borough	6,801	\$250,000	\$1,347,500	\$1,597,500
Kotlik	609	\$75,000	\$120,663	\$195,663
Kotzebue	3,120	\$75,000	\$618,174	\$693,174
Koyuk	350	\$75,000	\$69,346	\$144,346
Koyukuk	97	\$75,000	\$19,219	\$94,219
Kupreanof	37	\$75,000	\$7,331	\$82,331
Kwethluk	721	\$75,000	\$142,854	\$217,854
Lake & Peninsula Borough	899	\$250,000	\$178,121	\$428,121
Larsen Bay	97	\$75,000	\$19,219	\$94,219
Lower Kalskag	252	\$75,000	\$49,929	\$124,929
Manokotak	437	\$75,000	\$36,584	\$161,584
Marshall	370	\$75,000	\$73,309	\$148,309

**SB 72 Community Revenue Sharing Program
Funding Level of \$144,753,000**

Municipalities	2005 Population	Municipal Basic Payment Amount	Per Capita Distribution	Total Community Revenue Sharing Payment
Matanuska-Susitna Borough	60,799	\$250,000	\$12,046,270	\$12,296,270
McGrath	347	\$75,000	\$68,752	\$143,752
Mekoryuk	192	\$75,000	\$38,041	\$113,041
Metlakatla	1,397	\$75,000	\$276,791	\$351,791
Mountain Village	786	\$75,000	\$155,732	\$230,732
Napakiak	373	\$75,000	\$73,903	\$148,903
Napaskiak	428	\$75,000	\$84,801	\$159,801
Nenana	549	\$75,000	\$108,775	\$183,775
New Stuyahok	461	\$75,000	\$91,339	\$166,339
Newhalen	180	\$75,000	\$35,664	\$110,664
Nightmute	234	\$75,000	\$46,363	\$121,363
Nikolai	109	\$75,000	\$21,596	\$96,596
Nome	3,508	\$75,000	\$695,050	\$770,050
Nondalton	203	\$75,000	\$40,221	\$115,221
Noorvik	628	\$75,000	\$124,427	\$199,427
North Pole	1,595	\$75,000	\$316,022	\$391,022
North Slope Borough	251	\$250,000	\$49,731	\$299,731
Northwest Arctic Borough	735	\$250,000	\$145,628	\$395,628
Nuiqsut	411	\$75,000	\$81,433	\$156,433
Nulato	310	\$75,000	\$61,421	\$136,421
Nunam Iqua	204	\$75,000	\$40,419	\$115,419
Nunapitchuk	516	\$75,000	\$102,236	\$177,236
Old Harbor	200	\$75,000	\$39,627	\$114,627
Ouzinkie	191	\$75,000	\$37,843	\$112,843
Palmer	5,382	\$75,000	\$1,066,350	\$1,141,350
Pelican	115	\$75,000	\$22,785	\$97,785
Petersburg	3,155	\$75,000	\$625,109	\$700,109
Pilot Point	73	\$75,000	\$14,464	\$89,464
Pilot Station	565	\$75,000	\$111,945	\$186,945
Platinum	38	\$75,000	\$7,529	\$82,529
Point Hope	702	\$75,000	\$139,089	\$214,089
Port Alexander	75	\$75,000	\$14,860	\$89,860
Port Heiden	89	\$75,000	\$17,634	\$92,634
Port Lions	220	\$75,000	\$43,589	\$118,589
Quinhagak	642	\$75,000	\$127,201	\$202,201
Ruby	185	\$75,000	\$36,655	\$111,655
Russian Mission	329	\$75,000	\$65,186	\$140,186
Saint George	128	\$75,000	\$25,361	\$100,361
Saint Mary's	570	\$75,000	\$112,936	\$187,936
Saint Michael	427	\$75,000	\$84,603	\$159,603
Saint Paul	488	\$75,000	\$96,689	\$171,689
Sand Point	939	\$75,000	\$186,047	\$261,047
Savoonga	695	\$75,000	\$137,702	\$212,702
Saxman	405	\$75,000	\$80,244	\$155,244
Scammon Bay	509	\$75,000	\$100,850	\$175,850

**SB 72 Community Revenue Sharing Program
Funding Level of \$144,753,000**

Municipalities	2005 Population	Municipal Basic Payment Amount	Per Capita Distribution	Total Community Revenue Sharing Payment
Selawik	830	\$75,000	\$164,450	\$239,450
Seldovia	287	\$75,000	\$56,864	\$131,864
Seward	2,606	\$75,000	\$516,334	\$591,334
Shageluk	129	\$75,000	\$25,559	\$100,559
Shaktoolik	224	\$75,000	\$44,382	\$119,382
Shishmaref	581	\$75,000	\$115,115	\$190,115
Shungnak	259	\$75,000	\$51,316	\$126,316
Sitka	8,947	\$250,000	\$1,772,693	\$2,022,693
Skagway	834	\$75,000	\$165,243	\$240,243
Soldotna	3,869	\$75,000	\$766,575	\$841,575
Stebbins	596	\$75,000	\$118,087	\$193,087
Tanana	281	\$75,000	\$55,675	\$130,675
Teller	263	\$75,000	\$52,109	\$127,109
Tenakee Springs	98	\$75,000	\$19,417	\$94,417
Thorne Bay	486	\$75,000	\$96,292	\$171,292
Togiak	779	\$75,000	\$154,345	\$229,345
Toksook Bay	596	\$75,000	\$118,087	\$193,087
Unalakleet	710	\$75,000	\$140,674	\$215,674
Unalaska	4,297	\$75,000	\$851,376	\$926,376
Upper Kalskag	276	\$75,000	\$54,685	\$129,685
Valdez	4,454	\$75,000	\$882,483	\$957,483
Wainwright	520	\$75,000	\$103,029	\$178,029
Wales	151	\$75,000	\$29,918	\$104,918
Wasilla	6,413	\$75,000	\$1,270,625	\$1,345,625
White Mountain	224	\$75,000	\$44,382	\$119,382
Whittier	188	\$75,000	\$37,249	\$112,249
Wrangell	1,974	\$75,000	\$391,114	\$466,114
Yakutat	619	\$250,000	\$122,644	\$372,644
Municipal Totals	646,173	\$15,025,000	\$128,028,000	\$143,053,000
Unincorporated Totals				\$1,700,000
Grand Total				\$144,753,000

\$125.7 million

**SB 72 Community Revenue Sharing Program
With Borough Population Equal to Total Population of Borough**

Municipalities	2005 Population	Municipal Basic Payment Amount	Per Capita Distribution	Total Community Revenue Sharing Payment
Adak	167	\$75,000	\$24,478	\$99,478
Akhiok	41	\$75,000	\$6,010	\$81,010
Akiak	378	\$75,000	\$55,406	\$130,406
Akutan	773	\$75,000	\$113,303	\$188,303
Alakanuk	678	\$75,000	\$99,378	\$174,378
Aleknagik	241	\$75,000	\$35,325	\$110,325
Aleutians East Borough	2,659	\$250,000	\$389,745	\$639,745
Allakaket	87	\$75,000	\$12,752	\$87,752
Ambler	283	\$75,000	\$41,481	\$116,481
Anaktuvuk Pass	308	\$75,000	\$45,145	\$120,145
Anchorage	278,241	\$250,000	\$40,783,436	\$41,033,436
Anderson	280	\$75,000	\$41,041	\$116,041
Angoon	497	\$75,000	\$72,848	\$147,848
Aniak	528	\$75,000	\$77,392	\$152,392
Anvik	99	\$75,000	\$14,511	\$89,511
Atka	90	\$75,000	\$13,192	\$88,192
Atkasuk	227	\$75,000	\$33,273	\$108,273
Barrow	4,199	\$75,000	\$615,472	\$690,472
Bethel	5,960	\$75,000	\$873,593	\$948,593
Bettles	31	\$75,000	\$4,544	\$79,544
Brevig Mission	327	\$75,000	\$47,930	\$122,930
Bristol Bay Borough	1,073	\$250,000	\$157,276	\$407,276
Buckland	434	\$75,000	\$63,614	\$138,614
Cheformak	457	\$75,000	\$66,985	\$141,985
Chevak	916	\$75,000	\$134,264	\$209,264
Chignik	95	\$75,000	\$13,925	\$88,925
Chuathbaluk	95	\$75,000	\$13,925	\$88,925
Clark's Point	65	\$75,000	\$9,527	\$84,527
Coffman Cove	156	\$75,000	\$22,866	\$97,866
Cold Bay	89	\$75,000	\$13,045	\$88,045
Cordova	2,288	\$75,000	\$335,366	\$410,366
Craig	1,102	\$75,000	\$161,527	\$236,527
Deering	139	\$75,000	\$20,374	\$95,374
Delta Junction	1,047	\$75,000	\$153,465	\$228,465
Denali Borough	1,823	\$250,000	\$267,208	\$517,208
Dillingham	2,370	\$75,000	\$347,385	\$422,385
Diomede	132	\$75,000	\$19,348	\$94,348
Eagle	137	\$75,000	\$20,081	\$95,081
Eek	291	\$75,000	\$42,654	\$117,654
Egegik	81	\$75,000	\$11,873	\$86,873
Ekwok	118	\$75,000	\$17,296	\$92,296
Elim	302	\$75,000	\$44,266	\$119,266
Emmonak	740	\$75,000	\$108,466	\$183,466
Fairbanks	31,182	\$75,000	\$4,570,531	\$4,645,531
Fairbanks North Star Borough	87,650	\$250,000	\$12,847,381	\$13,097,381

**SB 72 Community Revenue Sharing Program
With Borough Population Equal to Total Population of Borough**

Municipalities	2005 Population	Municipal Basic Payment Amount	Per Capita Distribution	Total Community Revenue Sharing Payment
False Pass	63	\$75,000	\$9,234	\$84,234
Fort Yukon	570	\$75,000	\$83,548	\$158,548
Galena	654	\$75,000	\$95,861	\$170,861
Gainbell	660	\$75,000	\$96,740	\$171,740
Golovin	150	\$75,000	\$21,986	\$96,986
Goodnews Bay	238	\$75,000	\$34,885	\$109,885
Grayling	171	\$75,000	\$25,064	\$100,064
Gustavus	459	\$75,000	\$67,278	\$142,278
Haines Borough	2,207	\$250,000	\$323,493	\$573,493
Holy Cross	205	\$75,000	\$30,048	\$105,048
Homer	5,435	\$75,000	\$796,640	\$871,640
Hoonah	861	\$75,000	\$126,202	\$201,202
Hooper Bay	1,133	\$75,000	\$166,071	\$241,071
Houston	1,447	\$75,000	\$212,095	\$287,095
Hughes	69	\$75,000	\$10,114	\$85,114
Huslia	265	\$75,000	\$38,843	\$113,843
Hydaburg	369	\$75,000	\$54,087	\$129,087
Juneau	31,193	\$250,000	\$4,572,143	\$4,822,143
Kachemak	457	\$75,000	\$66,985	\$141,985
Kake	598	\$75,000	\$87,652	\$162,652
Kaktovik	276	\$75,000	\$40,455	\$115,455
Kaltag	227	\$75,000	\$33,273	\$108,273
Kasaan	61	\$75,000	\$8,941	\$83,941
Kenai	6,777	\$75,000	\$993,345	\$1,068,345
Kenai Peninsula Borough	51,268	\$250,000	\$7,514,655	\$7,764,655
Ketchikan	7,685	\$75,000	\$1,126,436	\$1,201,436
Ketchikan Gateway Borough	13,125	\$250,000	\$1,923,809	\$2,173,809
Kiana	380	\$75,000	\$55,699	\$130,699
King Cove	723	\$75,000	\$105,974	\$180,974
Kivalina	385	\$75,000	\$56,432	\$131,432
Klawock	780	\$75,000	\$114,329	\$189,329
Kobuk	130	\$75,000	\$19,055	\$94,055
Kodiak	6,088	\$75,000	\$892,354	\$967,354
Kodiak Island Borough	13,638	\$250,000	\$1,999,003	\$2,249,003
Kotlik	609	\$75,000	\$89,265	\$164,265
Kotzebue	3,120	\$75,000	\$457,317	\$532,317
Koyuk	350	\$75,000	\$51,302	\$126,302
Koyukuk	97	\$75,000	\$14,218	\$89,218
Kupreanof	37	\$75,000	\$5,423	\$80,423
Kwethluk	721	\$75,000	\$105,681	\$180,681
Lake & Peninsula Borough	1,620	\$250,000	\$237,453	\$487,453
Larsen Bay	97	\$75,000	\$14,218	\$89,218
Lower Kalskag	252	\$75,000	\$36,937	\$111,937
Manokotak	437	\$75,000	\$64,054	\$139,054
Marshall	370	\$75,000	\$54,233	\$129,233

**SB 72 Community Revenue Sharing Program
With Borough Population Equal to Total Population of Borough**

Municipalities	2005 Population	Municipal Basic Payment Amount	Per Capita Distribution	Total Community Revenue Sharing Payment
Matanuska-Susitna Borough	74,041	\$250,000	\$10,852,629	\$11,102,629
McGrath	347	\$75,000	\$50,862	\$125,862
Mekoryuk	192	\$75,000	\$28,143	\$103,143
Metlakatla	1,397	\$75,000	\$204,767	\$279,767
Mountain Village	786	\$75,000	\$115,209	\$190,209
Napakiak	373	\$75,000	\$54,673	\$129,673
Napaskiak	428	\$75,000	\$62,735	\$137,735
Nenana	549	\$75,000	\$80,470	\$155,470
New Stuyahok	461	\$75,000	\$67,572	\$142,572
Newhalen	180	\$75,000	\$26,384	\$101,384
Nightmute	234	\$75,000	\$34,299	\$109,299
Nikolai	109	\$75,000	\$15,977	\$90,977
Nome	3,508	\$75,000	\$514,188	\$589,188
Nondalton	203	\$75,000	\$29,755	\$104,755
Noorvik	628	\$75,000	\$92,050	\$167,050
North Pole	1,595	\$75,000	\$233,789	\$308,789
North Slope Borough	6,894	\$250,000	\$1,010,495	\$1,260,495
Northwest Arctic Borough	7,323	\$250,000	\$1,073,376	\$1,323,376
Nuiqsut	411	\$75,000	\$60,243	\$135,243
Nulato	310	\$75,000	\$45,439	\$120,439
Nunam Iqua	204	\$75,000	\$29,901	\$104,901
Nunapitchuk	516	\$75,000	\$75,633	\$150,633
Old Harbor	200	\$75,000	\$29,315	\$104,315
Ouzinkie	191	\$75,000	\$27,996	\$102,996
Palmer	5,382	\$75,000	\$788,872	\$863,872
Pelican	115	\$75,000	\$16,856	\$91,856
Petersburg	3,155	\$75,000	\$462,447	\$537,447
Pilot Point	73	\$75,000	\$10,700	\$85,700
Pilot Station	565	\$75,000	\$82,815	\$157,815
Platinum	38	\$75,000	\$5,570	\$80,570
Point Hope	702	\$75,000	\$102,896	\$177,896
Port Alexander	75	\$75,000	\$10,993	\$85,993
Port Heiden	89	\$75,000	\$13,045	\$88,045
Port Lions	220	\$75,000	\$32,247	\$107,247
Quinhagak	642	\$75,000	\$94,102	\$169,102
Ruby	185	\$75,000	\$27,117	\$102,117
Russian Mission	329	\$75,000	\$48,223	\$123,223
Saint George	128	\$75,000	\$18,762	\$93,762
Saint Mary's	570	\$75,000	\$83,548	\$158,548
Saint Michael	427	\$75,000	\$62,588	\$137,588
Saint Paul	488	\$75,000	\$71,529	\$146,529
Sand Point	939	\$75,000	\$137,635	\$212,635
Savoonga	695	\$75,000	\$101,870	\$176,870
Saxman	405	\$75,000	\$59,363	\$134,363
Scammon Bay	509	\$75,000	\$74,607	\$149,607

**SB 72 Community Revenue Sharing Program
With Borough Population Equal to Total Population of Borough**

Municipalities	2005 Population	Municipal Basic Payment Amount	Per Capita Distribution	Total Community Revenue Sharing Payment
Selawik	830	\$75,000	\$121,658	\$196,658
Seldovia	287	\$75,000	\$42,067	\$117,067
Seward	2,606	\$75,000	\$381,977	\$456,977
Shageluk	129	\$75,000	\$18,908	\$93,908
Shaktolik	224	\$75,000	\$32,833	\$107,833
Shishmaref	581	\$75,000	\$85,161	\$160,161
Shungnak	259	\$75,000	\$37,963	\$112,963
Sitka	8,947	\$250,000	\$1,311,415	\$1,561,415
Skagway	834	\$75,000	\$122,244	\$197,244
Soldotna	3,869	\$75,000	\$567,102	\$642,102
Stebbins	596	\$75,000	\$87,359	\$162,359
Tanana	281	\$75,000	\$41,188	\$116,188
Teller	263	\$75,000	\$38,549	\$113,549
Tenakee Springs	98	\$75,000	\$14,364	\$89,364
Thorne Bay	486	\$75,000	\$71,236	\$146,236
Togiak	779	\$75,000	\$114,183	\$189,183
Toksook Bay	596	\$75,000	\$87,359	\$162,359
Unalakleet	710	\$75,000	\$104,069	\$179,069
Unalaska	4,297	\$75,000	\$629,837	\$704,837
Upper Kalskag	276	\$75,000	\$40,455	\$115,455
Valdez	4,454	\$75,000	\$652,849	\$727,849
Wainwright	520	\$75,000	\$76,219	\$151,219
Wales	151	\$75,000	\$22,133	\$97,133
Wasilla	6,413	\$75,000	\$939,992	\$1,014,992
White Mountain	224	\$75,000	\$32,833	\$107,833
Whittier	188	\$75,000	\$27,556	\$102,556
Wrangell	1,974	\$75,000	\$289,341	\$364,341
Yakutat	619	\$250,000	\$90,731	\$340,731
Municipal Totals	743,635	\$15,025,000	\$108,999,000	\$124,024,000
Unincorporated Totals				\$1,700,000
Grand Total				\$125,724,000

SB 72 Community Revenue Sharing Program

\$125.7 million

Municipalities	2005 Population	Municipal Basic Payment Amount	Per Capita Distribution	Total Community Revenue Sharing Payment
Adak	167	\$75,000	\$28,170	\$103,170
Akhiok	41	\$75,000	\$6,916	\$81,916
Akiak	378	\$75,000	\$63,763	\$138,763
Akutan	773	\$75,000	\$130,393	\$205,393
Alakanuk	678	\$75,000	\$114,368	\$189,368
Aleknagik	241	\$75,000	\$40,653	\$115,653
Aleutians East Borough	72	\$250,000	\$12,145	\$262,145
Allakaket	87	\$75,000	\$14,676	\$89,676
Ambler	283	\$75,000	\$47,738	\$122,738
Anaktuvuk Pass	308	\$75,000	\$51,955	\$126,955
Anchorage	278,241	\$250,000	\$46,934,785	\$47,184,785
Anderson	280	\$75,000	\$47,231	\$122,231
Angoon	497	\$75,000	\$83,836	\$158,836
Aniak	528	\$75,000	\$89,065	\$164,065
Anvik	99	\$75,000	\$16,700	\$91,700
Atka	90	\$75,000	\$15,182	\$90,182
Atkasuk	227	\$75,000	\$38,291	\$113,291
Barrow	4,199	\$75,000	\$708,304	\$783,304
Bethel	5,960	\$75,000	\$1,005,356	\$1,080,356
Bettles	31	\$75,000	\$5,229	\$80,229
Brevig Mission	327	\$75,000	\$55,160	\$130,160
Bristol Bay Borough	1,073	\$250,000	\$180,998	\$430,998
Buckland	434	\$75,000	\$73,209	\$148,209
Chefornak	457	\$75,000	\$77,089	\$152,089
Chevak	916	\$75,000	\$154,514	\$229,514
Chignik	95	\$75,000	\$16,025	\$91,025
Chuathbaluk	95	\$75,000	\$16,025	\$91,025
Clark's Point	65	\$75,000	\$10,964	\$85,964
Coffman Cove	156	\$75,000	\$26,315	\$101,315
Cold Bay	89	\$75,000	\$15,013	\$90,013
Cordova	2,288	\$75,000	\$385,949	\$460,949
Craig	1,102	\$75,000	\$185,890	\$260,890
Deering	139	\$75,000	\$23,447	\$98,447
Delta Junction	1,047	\$75,000	\$176,612	\$251,612
Denali Borough	1,277	\$250,000	\$215,409	\$465,409
Dillingham	2,370	\$75,000	\$399,781	\$474,781
Diomedes	132	\$75,000	\$22,266	\$97,266
Eagle	137	\$75,000	\$23,110	\$98,110
Eek	291	\$75,000	\$49,087	\$124,087
Egegik	81	\$75,000	\$13,663	\$88,663
Ekwok	118	\$75,000	\$19,905	\$94,905
Elim	302	\$75,000	\$50,943	\$125,943
Emmonak	740	\$75,000	\$124,826	\$199,826
Fairbanks	31,182	\$75,000	\$5,259,902	\$5,334,902
Fairbanks North Star Borough	54,873	\$250,000	\$9,256,193	\$9,506,193

SB 72 Community Revenue Sharing Program

Municipalities	2005 Population	Municipal Basic Payment Amount	Per Capita Distribution	Total Community Revenue Sharing Payment
False Pass	63	\$75,000	\$10,627	\$85,627
Fort Yukon	570	\$75,000	\$96,150	\$171,150
Galena	654	\$75,000	\$110,319	\$185,319
Gambell	660	\$75,000	\$111,331	\$186,331
Golovin	150	\$75,000	\$25,303	\$100,303
Goodnews Bay	238	\$75,000	\$40,147	\$115,147
Grayling	171	\$75,000	\$28,845	\$103,845
Gustavus	459	\$75,000	\$77,426	\$152,426
Haines Borough	2,207	\$250,000	\$372,285	\$622,285
Holy Cross	205	\$75,000	\$34,580	\$109,580
Homer	5,435	\$75,000	\$916,797	\$991,797
Hoonah	861	\$75,000	\$145,237	\$220,237
Hooper Bay	1,133	\$75,000	\$191,119	\$266,119
Houston	1,447	\$75,000	\$244,086	\$319,086
Hughes	69	\$75,000	\$11,639	\$86,639
Huslia	265	\$75,000	\$44,701	\$119,701
Hydaburg	369	\$75,000	\$62,244	\$137,244
Juneau	31,193	\$250,000	\$5,261,758	\$5,511,758
Kachemak	457	\$75,000	\$77,089	\$152,089
Kake	598	\$75,000	\$100,873	\$175,873
Kaktovik	276	\$75,000	\$46,557	\$121,557
Kaltag	227	\$75,000	\$38,291	\$113,291
Kasaan	61	\$75,000	\$10,290	\$85,290
Kenai	6,777	\$75,000	\$1,143,171	\$1,218,171
Kenai Peninsula Borough	31,837	\$250,000	\$5,370,390	\$5,620,390
Ketchikan	7,685	\$75,000	\$1,296,336	\$1,371,336
Ketchikan Gateway Borough	5,035	\$250,000	\$849,324	\$1,099,324
Kiana	380	\$75,000	\$64,100	\$139,100
King Cove	723	\$75,000	\$121,958	\$196,958
Kivalina	385	\$75,000	\$64,943	\$139,943
Klawock	780	\$75,000	\$131,573	\$206,573
Kobuk	130	\$75,000	\$21,929	\$96,929
Kodiak	6,088	\$75,000	\$1,026,948	\$1,101,948
Kodiak Island Borough	6,801	\$250,000	\$1,147,219	\$1,397,219
Kotlik	609	\$75,000	\$102,729	\$177,729
Kotzebue	3,120	\$75,000	\$526,294	\$601,294
Koyuk	350	\$75,000	\$59,039	\$134,039
Koyukuk	97	\$75,000	\$16,362	\$91,362
Kupreanof	37	\$75,000	\$6,241	\$81,241
Kwethluk	721	\$75,000	\$121,621	\$196,621
Lake & Peninsula Borough	899	\$250,000	\$151,647	\$401,647
Larsen Bay	97	\$75,000	\$16,362	\$91,362
Lower Kalskag	252	\$75,000	\$42,508	\$117,508
Manokotak	437	\$75,000	\$73,715	\$148,715
Marshall	370	\$75,000	\$62,413	\$137,413

SB 72 Community Revenue Sharing Program

Municipalities	2005 Population	Municipal Basic Payment Amount	Per Capita Distribution	Total Community Revenue Sharing Payment
Matanuska-Susitna Borough	60,799	\$250,000	\$10,255,814	\$10,505,814
McGrath	347	\$75,000	\$58,533	\$133,533
Mekoryuk	192	\$75,000	\$32,387	\$107,387
Metlakatla	1,397	\$75,000	\$235,651	\$310,651
Mountain Village	786	\$75,000	\$132,586	\$207,586
Napakiak	373	\$75,000	\$62,919	\$137,919
Napaskiak	428	\$75,000	\$72,197	\$147,197
Nenana	549	\$75,000	\$92,607	\$167,607
New Stuyahok	461	\$75,000	\$77,763	\$152,763
Newhalen	180	\$75,000	\$30,363	\$105,363
Nightmute	234	\$75,000	\$39,472	\$114,472
Nikolai	109	\$75,000	\$18,387	\$93,387
Nome	3,508	\$75,000	\$591,743	\$666,743
Nondalton	203	\$75,000	\$34,243	\$109,243
Noorvik	628	\$75,000	\$105,934	\$180,934
North Pole	1,595	\$75,000	\$269,051	\$344,051
North Slope Borough	251	\$250,000	\$42,340	\$292,340
Northwest Arctic Borough	735	\$250,000	\$123,983	\$373,983
Nuiqsut	411	\$75,000	\$69,329	\$144,329
Nulato	310	\$75,000	\$52,292	\$127,292
Nunam Iqua	204	\$75,000	\$34,412	\$109,412
Nunapitchuk	516	\$75,000	\$87,041	\$162,041
Old Harbor	200	\$75,000	\$33,737	\$108,737
Ouzinkie	191	\$75,000	\$32,219	\$107,219
Palmer	5,382	\$75,000	\$907,857	\$982,857
Pelican	115	\$75,000	\$19,399	\$94,399
Petersburg	3,155	\$75,000	\$532,198	\$607,198
Pilot Point	73	\$75,000	\$12,314	\$87,314
Pilot Station	565	\$75,000	\$95,306	\$170,306
Platinum	38	\$75,000	\$6,410	\$81,410
Point Hope	702	\$75,000	\$118,416	\$193,416
Port Alexander	75	\$75,000	\$12,651	\$87,651
Port Heiden	89	\$75,000	\$15,013	\$90,013
Port Lions	220	\$75,000	\$37,110	\$112,110
Quinhagak	642	\$75,000	\$108,295	\$183,295
Ruby	185	\$75,000	\$31,207	\$106,207
Russian Mission	329	\$75,000	\$55,497	\$130,497
Saint George	128	\$75,000	\$21,592	\$96,592
Saint Mary's	570	\$75,000	\$96,150	\$171,150
Saint Michael	427	\$75,000	\$72,028	\$147,028
Saint Paul	488	\$75,000	\$82,318	\$157,318
Sand Point	939	\$75,000	\$158,394	\$233,394
Savoonga	695	\$75,000	\$117,235	\$192,235
Saxman	405	\$75,000	\$68,317	\$143,317
Scammon Bay	509	\$75,000	\$85,860	\$160,860

SB 72 Community Revenue Sharing Program

Municipalities	2005 Population	Municipal Basic Payment Amount	Per Capita Distribution	Total Community Revenue Sharing Payment
Selawik	830	\$75,000	\$140,008	\$215,008
Seldovia	287	\$75,000	\$48,412	\$123,412
Seward	2,606	\$75,000	\$439,590	\$514,590
Shageluk	129	\$75,000	\$21,760	\$96,760
Shaktolik	224	\$75,000	\$37,785	\$112,785
Shishmaref	581	\$75,000	\$98,005	\$173,005
Shungnak	259	\$75,000	\$43,689	\$118,689
Sitka	8,947	\$250,000	\$1,509,215	\$1,759,215
Skagway	834	\$75,000	\$140,682	\$215,682
Soldotna	3,869	\$75,000	\$652,638	\$727,638
Stebbins	596	\$75,000	\$100,536	\$175,536
Tanana	281	\$75,000	\$47,400	\$122,400
Teller	263	\$75,000	\$44,364	\$119,364
Tenakee Springs	98	\$75,000	\$16,531	\$91,531
Thorne Bay	486	\$75,000	\$81,980	\$156,980
Togiak	779	\$75,000	\$131,405	\$206,405
Toksook Bay	596	\$75,000	\$100,536	\$175,536
Unalakleet	710	\$75,000	\$119,766	\$194,766
Unalaska	4,297	\$75,000	\$724,835	\$799,835
Upper Kalskag	276	\$75,000	\$46,557	\$121,557
Valdez	4,454	\$75,000	\$751,318	\$826,318
Wainwright	520	\$75,000	\$87,716	\$162,716
Wales	151	\$75,000	\$25,471	\$100,471
Wasilla	6,413	\$75,000	\$1,081,770	\$1,156,770
White Mountain	224	\$75,000	\$37,785	\$112,785
Whittier	188	\$75,000	\$31,713	\$106,713
Wrangell	1,974	\$75,000	\$332,982	\$407,982
Yakutat	619	\$250,000	\$104,415	\$354,415
Municipal Totals	646,173	\$15,025,000	\$108,999,000	\$124,024,000
Unincorporated Totals				\$1,700,000
Grand Total				\$125,724,000

**SB 72 Community Revenue Sharing Program
Funding Level of \$48.1 Million**

Municipalities	2005 Population	Municipal Basic Payment Amount	Per Capita Distribution	Total Community Revenue Sharing Payment
Adak	167	\$75,000	\$8,109	\$83,109
Akhiok	41	\$75,000	\$1,991	\$76,991
Akiak	378	\$75,000	\$18,354	\$93,354
Akutan	773	\$75,000	\$37,533	\$112,533
Alakanuk	678	\$75,000	\$32,920	\$107,920
Aleknagik	241	\$75,000	\$11,702	\$86,702
Aleutians East Borough	72	\$250,000	\$3,496	\$253,496
Allakaket	87	\$75,000	\$4,224	\$79,224
Ambler	283	\$75,000	\$13,741	\$88,741
Anaktuvuk Pass	308	\$75,000	\$14,955	\$89,955
Anchorage	278,241	\$250,000	\$13,510,022	\$13,760,022
Anderson	280	\$75,000	\$13,595	\$88,595
Angoon	497	\$75,000	\$24,132	\$99,132
Aniak	528	\$75,000	\$25,637	\$100,637
Anvik	99	\$75,000	\$4,807	\$79,807
Atka	90	\$75,000	\$4,370	\$79,370
Atkasuk	227	\$75,000	\$11,022	\$86,022
Barrow	4,199	\$75,000	\$203,883	\$278,883
Bethel	5,960	\$75,000	\$289,388	\$364,388
Bettles	31	\$75,000	\$1,505	\$76,505
Brevig Mission	327	\$75,000	\$15,878	\$90,878
Bristol Bay Borough	1,073	\$250,000	\$52,100	\$302,100
Buckland	434	\$75,000	\$21,073	\$96,073
Chefomak	457	\$75,000	\$22,190	\$97,190
Chevak	916	\$75,000	\$44,476	\$119,476
Chignik	95	\$75,000	\$4,613	\$79,613
Chuathbaluk	95	\$75,000	\$4,613	\$79,613
Clark's Point	65	\$75,000	\$3,156	\$78,156
Coffman Cove	156	\$75,000	\$7,575	\$82,575
Cold Bay	89	\$75,000	\$4,321	\$79,321
Cordova	2,288	\$75,000	\$111,094	\$186,094
Craig	1,102	\$75,000	\$53,508	\$128,508
Deering	139	\$75,000	\$6,749	\$81,749
Delta Junction	1,047	\$75,000	\$50,837	\$125,837
Denali Borough	1,277	\$250,000	\$62,005	\$312,005
Dillingham	2,370	\$75,000	\$115,076	\$190,076
Diomedede	132	\$75,000	\$6,409	\$81,409
Eagle	137	\$75,000	\$6,652	\$81,652
Eek	291	\$75,000	\$14,130	\$89,130
Egegik	81	\$75,000	\$3,933	\$78,933
Ekwook	118	\$75,000	\$5,730	\$80,730
Elim	302	\$75,000	\$14,664	\$89,664
Emmonak	740	\$75,000	\$35,931	\$110,931
Fairbanks	31,182	\$75,000	\$1,514,045	\$1,589,045
Fairbanks North Star Borough	54,873	\$250,000	\$2,664,364	\$2,914,364

**SB 72 Community Revenue Sharing Program
Funding Level of \$48.1 Million**

Municipalities	2005 Population	Municipal Basic Payment Amount	Per Capita Distribution	Total Community Revenue Sharing Payment
False Pass	63	\$75,000	\$3,059	\$78,059
Fort Yukon	570	\$75,000	\$27,676	\$102,676
Galena	654	\$75,000	\$31,755	\$106,755
Gambell	660	\$75,000	\$32,046	\$107,046
Golovin	150	\$75,000	\$7,283	\$82,283
Goodnews Bay	238	\$75,000	\$11,556	\$86,556
Grayling	171	\$75,000	\$8,303	\$83,303
Gustavus	459	\$75,000	\$22,287	\$97,287
Haines Borough	2,207	\$250,000	\$107,161	\$357,161
Holy Cross	205	\$75,000	\$9,954	\$84,954
Homer	5,435	\$75,000	\$263,897	\$338,897
Hoonah	861	\$75,000	\$41,806	\$116,806
Hooper Bay	1,133	\$75,000	\$55,013	\$130,013
Houston	1,447	\$75,000	\$70,259	\$145,259
Hughes	69	\$75,000	\$3,350	\$78,350
Huslia	265	\$75,000	\$12,867	\$87,867
Hydaburg	369	\$75,000	\$17,917	\$92,917
Juneau	31,193	\$250,000	\$1,514,579	\$1,764,579
Kachemak	457	\$75,000	\$22,190	\$97,190
Kake	598	\$75,000	\$29,036	\$104,036
Kaktovik	276	\$75,000	\$13,401	\$88,401
Kaltag	227	\$75,000	\$11,022	\$86,022
Kasaan	61	\$75,000	\$2,962	\$77,962
Kenai	6,777	\$75,000	\$329,058	\$404,058
Kenai Peninsula Borough	31,837	\$250,000	\$1,545,849	\$1,795,849
Ketchikan	7,685	\$75,000	\$373,146	\$448,146
Ketchikan Gateway Borough	5,035	\$250,000	\$244,475	\$494,475
Kiana	380	\$75,000	\$18,451	\$93,451
King Cove	723	\$75,000	\$35,105	\$110,105
Kivalina	385	\$75,000	\$18,694	\$93,694
Klawock	780	\$75,000	\$37,873	\$112,873
Kobuk	130	\$75,000	\$6,312	\$81,312
Kodiak	6,088	\$75,000	\$295,603	\$370,603
Kodiak Island Borough	6,801	\$250,000	\$330,223	\$580,223
Kotlik	609	\$75,000	\$29,570	\$104,570
Kotzebue	3,120	\$75,000	\$151,492	\$226,492
Koyuk	350	\$75,000	\$16,994	\$91,994
Koyukuk	97	\$75,000	\$4,710	\$79,710
Kupreanof	37	\$75,000	\$1,797	\$76,797
Kwethluk	721	\$75,000	\$35,008	\$110,008
Lake & Peninsula Borough	899	\$250,000	\$43,651	\$293,651
Larsen Bay	97	\$75,000	\$4,710	\$79,710
Lower Kalskag	252	\$75,000	\$12,236	\$87,236
Manokotak	437	\$75,000	\$21,219	\$96,219
Marshall	370	\$75,000	\$17,965	\$92,965

**SB 72 Community Revenue Sharing Program
Funding Level of \$48.1 Million**

Municipalities	2005 Population	Municipal Basic Payment Amount	Per Capita Distribution	Total Community Revenue Sharing Payment
Matanuska-Susitna Borough	60,799	\$250,000	\$2,952,102	\$3,202,102
McGrath	347	\$75,000	\$16,849	\$91,849
Mekoryuk	192	\$75,000	\$9,323	\$84,323
Metlakatla	1,397	\$75,000	\$67,831	\$142,831
Mountain Village	786	\$75,000	\$38,164	\$113,164
Napakiak	373	\$75,000	\$18,111	\$93,111
Napaskiak	428	\$75,000	\$20,782	\$95,782
Nenana	549	\$75,000	\$26,657	\$101,657
New Stuyahok	461	\$75,000	\$22,384	\$97,384
Newhalen	180	\$75,000	\$8,740	\$83,740
Nightmute	234	\$75,000	\$11,362	\$86,362
Nikolai	109	\$75,000	\$5,293	\$80,293
Nome	3,508	\$75,000	\$170,331	\$245,331
Nondalton	203	\$75,000	\$9,857	\$84,857
Noorvik	628	\$75,000	\$30,493	\$105,493
North Pole	1,595	\$75,000	\$77,445	\$152,445
North Slope Borough	251	\$250,000	\$12,187	\$262,187
Northwest Arctic Borough	735	\$250,000	\$35,688	\$285,688
Nuiqsut	411	\$75,000	\$19,956	\$94,956
Nulato	310	\$75,000	\$15,052	\$90,052
Nunam Iqua	204	\$75,000	\$9,905	\$84,905
Nunapitchuk	516	\$75,000	\$25,054	\$100,054
Old Harbor	200	\$75,000	\$9,711	\$84,711
Ouzinkie	191	\$75,000	\$9,274	\$84,274
Palmer	5,382	\$75,000	\$261,324	\$336,324
Pelican	115	\$75,000	\$5,584	\$80,584
Petersburg	3,155	\$75,000	\$153,191	\$228,191
Pilot Point	73	\$75,000	\$3,545	\$78,545
Pilot Station	565	\$75,000	\$27,434	\$102,434
Platinum	38	\$75,000	\$1,845	\$76,845
Point Hope	702	\$75,000	\$34,086	\$109,086
Port Alexander	75	\$75,000	\$3,642	\$78,642
Port Heiden	89	\$75,000	\$4,321	\$79,321
Port Lions	220	\$75,000	\$10,682	\$85,682
Quinhagak	642	\$75,000	\$31,172	\$106,172
Ruby	185	\$75,000	\$8,983	\$83,983
Russian Mission	329	\$75,000	\$15,975	\$90,975
Saint George	128	\$75,000	\$6,215	\$81,215
Saint Mary's	570	\$75,000	\$27,676	\$102,676
Saint Michael	427	\$75,000	\$20,733	\$95,733
Saint Paul	488	\$75,000	\$23,695	\$98,695
Sand Point	939	\$75,000	\$45,593	\$120,593
Savoonga	695	\$75,000	\$33,746	\$108,746
Saxman	405	\$75,000	\$19,665	\$94,665
Scanlon Bay	509	\$75,000	\$24,715	\$99,715

**SB 72 Community Revenue Sharing Program
Funding Level of \$48.1 Million**

Municipalities	2005 Population	Municipal Basic Payment Amount	Per Capita Distribution	Total Community Revenue Sharing Payment
Selawik	830	\$75,000	\$40,301	\$115,301
Seldovia	287	\$75,000	\$13,935	\$88,935
Seward	2,606	\$75,000	\$126,535	\$201,535
Shageluk	129	\$75,000	\$6,264	\$81,264
Shaktolik	224	\$75,000	\$10,876	\$85,876
Shishmaref	581	\$75,000	\$28,211	\$103,211
Shungnak	259	\$75,000	\$12,576	\$87,576
Sitka	8,947	\$250,000	\$434,423	\$684,423
Skagway	834	\$75,000	\$40,495	\$115,495
Soldotna	3,869	\$75,000	\$187,860	\$262,860
Stebbins	596	\$75,000	\$28,939	\$103,939
Tanana	281	\$75,000	\$13,644	\$88,644
Teller	263	\$75,000	\$12,770	\$87,770
Tenakee Springs	98	\$75,000	\$4,758	\$79,758
Thome Bay	486	\$75,000	\$23,598	\$98,598
Togiak	779	\$75,000	\$37,824	\$112,824
Toksook Bay	596	\$75,000	\$28,939	\$103,939
Unalakleet	710	\$75,000	\$34,474	\$109,474
Unalaska	4,297	\$75,000	\$208,641	\$283,641
Upper Kalskag	276	\$75,000	\$13,401	\$88,401
Valdez	4,454	\$75,000	\$216,264	\$291,264
Wainwright	520	\$75,000	\$25,249	\$100,249
Wales	151	\$75,000	\$7,332	\$82,332
Wasilla	6,413	\$75,000	\$311,384	\$386,384
White Mountain	224	\$75,000	\$10,876	\$85,876
Whittier	188	\$75,000	\$9,128	\$84,128
Wrangell	1,974	\$75,000	\$95,848	\$170,848
Yakutat	619	\$250,000	\$30,056	\$280,056
Municipal Totals	646,173	\$15,025,000	\$31,375,000	\$46,400,000
Unincorporated Totals				\$1,700,000
Grand Total				\$48,100,000

**SB 72 Community Revenue Sharing Program
With Borough Population Equal to Total Population of Borough
Funding Level of \$48.1 Million**

Municipalities	2005 Population	Municipal Basic Payment Amount	Per Capita Distribution	Total Community Revenue Sharing Payment
Adak	167	\$75,000	\$7,045	\$82,046
Akiok	41	\$75,000	\$1,730	\$76,730
Akiak	378	\$75,000	\$15,948	\$90,948
Akutan	773	\$75,000	\$32,614	\$107,614
Alakanuk	678	\$75,000	\$28,606	\$103,606
Aleknagik	241	\$75,000	\$10,168	\$85,168
Aleutians East Borough	2,659	\$250,000	\$112,187	\$362,187
Allakaket	87	\$75,000	\$3,671	\$78,671
Ambler	283	\$75,000	\$11,940	\$86,940
Anaktuvuk Pass	308	\$75,000	\$12,995	\$87,995
Anchorage	278,241	\$250,000	\$11,739,377	\$11,989,377
Anderson	280	\$75,000	\$11,814	\$86,814
Angoon	497	\$75,000	\$20,969	\$95,969
Aniak	528	\$75,000	\$22,277	\$97,277
Anvik	99	\$75,000	\$4,177	\$79,177
Atka	90	\$75,000	\$3,797	\$78,797
Atkasuk	227	\$75,000	\$9,577	\$84,577
Barrow	4,199	\$75,000	\$177,162	\$252,162
Bethel	5,960	\$75,000	\$251,461	\$326,461
Bettles	31	\$75,000	\$1,308	\$76,308
Brevig Mission	327	\$75,000	\$13,797	\$88,797
Bristol Bay Borough	1,073	\$250,000	\$45,271	\$295,271
Buckland	434	\$75,000	\$18,311	\$93,311
Cineformak	457	\$75,000	\$19,281	\$94,281
Chevak	916	\$75,000	\$38,647	\$113,647
Chignik	95	\$75,000	\$4,008	\$79,008
Chuathbaluk	95	\$75,000	\$4,008	\$79,008
Clark's Point	65	\$75,000	\$2,742	\$77,742
Coffman Cove	156	\$75,000	\$6,582	\$81,582
Cold Bay	89	\$75,000	\$3,755	\$78,755
Cordova	2,288	\$75,000	\$96,534	\$171,534
Craig	1,102	\$75,000	\$46,495	\$121,495
Deering	139	\$75,000	\$5,865	\$80,865
Delta Junction	1,047	\$75,000	\$44,174	\$119,174
Denali Borough	1,823	\$250,000	\$76,915	\$326,915
Dillingham	2,370	\$75,000	\$99,994	\$174,994
Diomede	132	\$75,000	\$5,569	\$80,569
Eagle	137	\$75,000	\$5,780	\$80,780
Eek	291	\$75,000	\$12,278	\$87,278
Egegik	81	\$75,000	\$3,418	\$78,418
Ekwok	118	\$75,000	\$4,979	\$79,979
Elim	302	\$75,000	\$12,742	\$87,742
Emmonak	740	\$75,000	\$31,222	\$106,222
Fairbanks	31,182	\$75,000	\$1,315,612	\$1,390,612

SB 72 Community Revenue Sharing Program
With Borough Population Equal to Total Population of Borough
Funding Level of \$48.1 Million

Municipalities	2005 Population	Municipal Basic Payment Amount	Per Capita Distribution	Total Community Revenue Sharing Payment
Fairbanks North Star Borough	87,650	\$250,000	\$3,698,076	\$3,948,076
False Pass	63	\$75,000	\$2,658	\$77,658
Fort Yukon	570	\$75,000	\$24,049	\$99,049
Galena	654	\$75,000	\$27,593	\$102,593
Gambell	660	\$75,000	\$27,846	\$102,846
Golovin	150	\$75,000	\$6,329	\$81,329
Goodnews Bay	238	\$75,000	\$10,042	\$85,042
Grayling	171	\$75,000	\$7,215	\$82,215
Gustavus	459	\$75,000	\$19,366	\$94,366
Haines Borough	2,207	\$250,000	\$93,116	\$343,116
Holy Cross	205	\$75,000	\$8,649	\$83,649
Homer	5,435	\$75,000	\$229,310	\$304,310
Hoonah	861	\$75,000	\$36,327	\$111,327
Hooper Bay	1,133	\$75,000	\$47,803	\$122,803
Houston	1,447	\$75,000	\$61,051	\$136,051
Hughes	69	\$75,000	\$2,911	\$77,911
Huslia	265	\$75,000	\$11,181	\$86,181
Icydaburg	369	\$75,000	\$15,569	\$90,569
Juneau	31,193	\$250,000	\$1,316,076	\$1,566,076
Kachemak	457	\$75,000	\$19,281	\$94,281
Kake	598	\$75,000	\$25,230	\$100,230
Kaktovik	276	\$75,000	\$11,645	\$86,645
Kaltag	227	\$75,000	\$9,577	\$84,577
Kasaan	61	\$75,000	\$2,574	\$77,574
Kenai	6,777	\$75,000	\$285,931	\$360,931
Kenai Peninsula Borough	51,268	\$250,000	\$2,163,069	\$2,413,069
Ketchikan	7,685	\$75,000	\$324,241	\$399,241
Ketchikan Gateway Borough	13,125	\$250,000	\$553,762	\$803,762
Kiana	380	\$75,000	\$16,033	\$91,033
King Cove	723	\$75,000	\$30,504	\$105,504
Kivalina	385	\$75,000	\$16,244	\$91,244
Klawock	780	\$75,000	\$32,909	\$107,909
Kobuk	130	\$75,000	\$5,485	\$80,485
Kodiak	6,088	\$75,000	\$256,861	\$331,861
Kodiak Island Borough	13,638	\$250,000	\$575,406	\$825,406
Kotlik	609	\$75,000	\$25,695	\$100,695
Kotzebue	3,120	\$75,000	\$131,637	\$206,637
Koyuk	350	\$75,000	\$14,767	\$89,767
Koyukuk	97	\$75,000	\$4,093	\$79,093
Kupreanof	37	\$75,000	\$1,561	\$76,561
Kwethluk	721	\$75,000	\$30,420	\$105,420
Lake & Peninsula Borough	1,620	\$250,000	\$68,350	\$318,350
Larsen Bay	97	\$75,000	\$4,093	\$79,093
Lower Kalskag	252	\$75,000	\$10,632	\$85,632

SB 72 Community Revenue Sharing Program
With Borough Population Equal to Total Population of Borough
Funding Level of \$48.1 Million

Municipalities	2005 Population	Municipal Basic Payment Amount	Per Capita Distribution	Total Community Revenue Sharing Payment
Manokotak	437	\$75,000	\$18,438	\$93,438
Marshall	370	\$75,000	\$15,611	\$90,611
Matanuska-Susitna Borough	74,041	\$250,000	\$3,123,893	\$3,373,893
McGrath	347	\$75,000	\$14,640	\$89,640
Mekoryuk	192	\$75,000	\$8,101	\$83,101
Metlakatla	1,397	\$75,000	\$58,941	\$133,941
Mountain Village	786	\$75,000	\$33,162	\$108,162
Napakiak	373	\$75,000	\$15,737	\$90,737
Napaskiak	428	\$75,000	\$18,058	\$93,058
Nenana	549	\$75,000	\$23,163	\$98,163
New Stuyahok	461	\$75,000	\$19,450	\$94,450
Newhalen	180	\$75,000	\$7,594	\$82,594
Nightmute	234	\$75,000	\$9,873	\$84,873
Nikolai	109	\$75,000	\$4,599	\$79,599
Nome	3,508	\$75,000	\$148,007	\$223,007
Nondalton	203	\$75,000	\$8,565	\$83,565
Noorvik	628	\$75,000	\$26,496	\$101,496
North Pole	1,595	\$75,000	\$67,295	\$142,295
North Slope Borough	6,894	\$250,000	\$290,867	\$540,867
Northwest Arctic Borough	7,323	\$250,000	\$308,968	\$558,968
Nuiqsut	411	\$75,000	\$17,341	\$92,341
Nulato	310	\$75,000	\$13,079	\$88,079
Nunam Iqua	204	\$75,000	\$8,607	\$83,607
Nunapitchuk	516	\$75,000	\$21,771	\$96,771
Old Harbor	200	\$75,000	\$8,438	\$83,438
Ouzinkie	191	\$75,000	\$8,059	\$83,059
Palmer	5,382	\$75,000	\$227,074	\$302,074
Pelican	115	\$75,000	\$4,852	\$79,852
Petersburg	3,155	\$75,000	\$133,114	\$208,114
Pilot Point	73	\$75,000	\$3,080	\$78,080
Pilot Station	565	\$75,000	\$23,838	\$98,838
Platinum	38	\$75,000	\$1,603	\$76,603
Point Hope	702	\$75,000	\$29,618	\$104,618
Port Alexander	75	\$75,000	\$3,164	\$78,164
Port Heiden	89	\$75,000	\$3,755	\$78,755
Port Lions	220	\$75,000	\$9,282	\$84,282
Quinhagak	642	\$75,000	\$27,087	\$102,087
Ruby	185	\$75,000	\$7,805	\$82,805
Russian Mission	329	\$75,000	\$13,881	\$88,881
Saint George	128	\$75,000	\$5,400	\$80,400
Saint Mary's	570	\$75,000	\$24,049	\$99,049
Saint Michael	427	\$75,000	\$18,016	\$93,016
Saint Paul	488	\$75,000	\$20,589	\$95,589
Sand Point	939	\$75,000	\$39,618	\$114,618

**SB 72 Community Revenue Sharing Program
With Borough Population Equal to Total Population of Borough
Funding Level of \$48.1 Million**

Municipalities	2005 Population	Municipal Basic Payment Amount	Per Capita Distribution	Total Community Revenue Sharing Payment
Savoonga	695	\$75,000	\$29,323	\$104,323
Saxman	405	\$75,000	\$17,088	\$92,088
Scammon Bay	509	\$75,000	\$21,475	\$96,475
Selawik	830	\$75,000	\$35,019	\$110,019
Seldovia	287	\$75,000	\$12,109	\$87,109
Seward	2,606	\$75,000	\$109,951	\$184,951
Shageluk	129	\$75,000	\$5,443	\$80,443
Shaktoolik	224	\$75,000	\$9,451	\$84,451
Shishmaref	581	\$75,000	\$24,513	\$99,513
Shungnak	259	\$75,000	\$10,928	\$85,928
Sitka	8,947	\$250,000	\$377,486	\$627,486
Skagway	834	\$75,000	\$35,188	\$110,188
Soldotna	3,869	\$75,000	\$163,239	\$238,239
Stebbins	596	\$75,000	\$25,146	\$100,146
Tanana	281	\$75,000	\$11,856	\$86,856
Teller	263	\$75,000	\$11,096	\$86,096
Tenakee Springs	98	\$75,000	\$4,135	\$79,135
Thorne Bay	486	\$75,000	\$20,505	\$95,505
Togiak	779	\$75,000	\$32,867	\$107,867
Toksook Bay	596	\$75,000	\$25,146	\$100,146
Unalakleet	710	\$75,000	\$29,956	\$104,956
Unalaska	4,297	\$75,000	\$181,296	\$256,296
Upper Kalskag	276	\$75,000	\$11,645	\$86,645
Valdez	4,454	\$75,000	\$187,920	\$262,920
Wainwright	520	\$75,000	\$21,940	\$96,940
Wales	151	\$75,000	\$6,371	\$81,371
Wasilla	6,413	\$75,000	\$270,573	\$345,573
White Mountain	224	\$75,000	\$9,451	\$84,451
Whittier	188	\$75,000	\$7,932	\$82,932
Wrangell	1,974	\$75,000	\$83,286	\$158,286
Yakutat	619	\$250,000	\$26,116	\$276,116
Municipal Totals	743,635	\$15,025,000	\$31,375,000	\$46,400,000
Unincorporated Totals				\$1,700,000
Grand Total				\$48,100,000



DEPARTMENT OF
COMMERCE
COMMUNITY AND
ECONOMIC DEVELOPMENT
Division of Community Advocacy

Sarah Palin, Governor
Emil Notti, Commissioner
Michael Black, Director

February 21, 2007

Senator Donny Olson
State Capitol, Room 510
Juneau, Alaska 99801-1182

Dear Senator Olson,

Your staff has requested an update of the January 15, 2006 listing of cities in Alaska that are in various stages of inactivity or financial distress. I have attached that report.

The attachment is a compilation of data from several different sections within the Division of Community Advocacy. While we have tried to make this information as accurate as possible, some of the indicators can change quite rapidly, for example communities without Workers Compensation Insurance.

Our staff works with many rural communities on management and financial issues. The attached report identifies communities that we are aware of having difficulties. Certainly, we cannot guarantee that we have identified all of the communities with challenges. We have imperfect knowledge of the nature of problems included in all of Alaska's 225 cities and communities.

If you have any questions about the status of any individual community that is on the list, or that is not on the list please let me know.

Sincerely,

Michael Black, Director
Division of Community Advocacy

Attachment

cc - Senator Gary Wilken
Sarah Palin, Governor
Emil Notti, DCCED Commissioner

**Cities in Various Stages of Inactivity/Distress
February 15, 2007**

Cities that we have confirmed closed doors and are not operating any services. Source is the reports of field staff.

Ahkiok
Kupreanof
Nikolai

Cities inquiring about dissolution in the past two years, sources are the Local Boundary Commission and field staff.

Holy Cross	Mekoryuk
Hydaburg	Nikolai
Hughes	Quinhagak
Kivalina	Ruby
Koyukuk	

Cities who did not report certified election information for 2006. Source is the staff that compiled results for the Municipal Officials Directory.

Ahkiok	Kupreanof
Alakanuk	Lower Kalskag
Ambler	Napaskiak
Anaktuvuk Pass	Nikolai
Anvik	Port Heiden
Deering	Quinhagak
Egegik	Shaktoolik
Goodnews Bay	Shishmaref
Grayling	Shungnak
Kaltag	Wainwright
Kobuk	Wales

Cities that have not submitted the FY07 budget, sources are from the staff that receives financial information from municipalities for the Municipal Energy Assistance Payments.

Ahkiok	Lower Kalskag
Grayling	Nikolai
Hydaburg	Platinum
Kasaan	Seldovia
Klawock	Skagway
Koyukuk	Upper Kalskag

Cities with large financial debts that put their continued viability at risk, sources are reports from Alaska Energy Authority's Bulk Fuel Loan program, Bulk Fuel Bridge Loan program, IRS reported liens, AVEC, and financial audits and field staff reports.

Ahkiok	Lower Kalskag
Akiak	Marshall
Alakanuk	Nikolai
Chevak	Pilot Point
Diomedede	Point Hope
Grayling	Saint George
Hydaburg	Saint Michael

Cities without Workman's Comprehensive Insurance, source include field staff reports.

Akiak	Lower Kalskag
Alakanuk	Port Heiden
Allakaket	Ruby
Chevak	Russian Mission
Diomedede	Saint George
Hydaburg	Shaktoolik
Koyuk	Wales
Koyukuk	

Cities that have contracted out all municipal services, source is the field staff reports.

Akhiok
Kiana
Kwethluk
Mekoryuk
Napaskiak
Quinhagak



Resolution 07-15

A resolution of the Southwest Alaska Municipal Conference
in support of the Community Dividend Program

- WHEREAS, **Alaska has accrued a vast amount of wealth due to its natural resources located throughout the State, including those in the Southwest region; and**
- WHEREAS, **it is in the best interest of the State of Alaska to share a portion of this natural resource wealth with its communities in order to promote and enhance economic development; and**
- WHEREAS, **the State of Alaska currently has over \$35 billion in the Alaska Permanent Fund and a budget surplus exceeding \$1 billion in this fiscal year; and**
- WHEREAS, **the State of Alaska ceased all revenue share funding in 2003; and**
- WHEREAS, **numerous other states share statewide revenues amongst their communities to provide local tax relief; and**
- WHEREAS, **the elimination of revenue sharing had a significant negative impact on Southwest Alaska's villages, cities, and boroughs to provide essential services, thus creating further economic hardship; and**
- WHEREAS, **the Community Dividend Program would provide Southwest Alaska communities with funding to develop essential infrastructure, offset exorbitant energy/fuel costs, reduce local taxes, grow the local economy, increase public safety, and help provide basic services and facilities for despaired communities,**

NOW THEREFORE BE IT RESOLVED that the Board of Directors of the Southwest Alaska Municipal Conference support the Legislature of the State of Alaska to enact the Community Dividend Program; and

Section 1. Encourages the Legislature and Governor to develop a long-term, sustainable community dividend by employing an endowment program, using Amerada Hess account earnings, oil revenue share, or a substitute management program to provide economic stability to Southwest Alaska's communities and to enhance public services and facilities in the region.

- M O R E -

Section 2. Encourages the Southwest Alaska Legislators to endorse the Community Dividend Program in order to enhance the economic prosperity and the quality of life of the Southwest communities.

PASSED AND ADOPTED by a duly constituted quorum of the members of Southwest Alaska Municipal Conference this Twenty-sixth day of January 2007.

Signed:


Glen Gardner
President

Attest:


Wanetta Ayers
Executive Director

Re-iterated by Membership: January 26, 2007
Membership Meeting:
Motion to Adopt as Amended: **Carvel Zimin**
Second: **Kara Sandvik**
Motion Passed
Ratified by Board: **January 27, 2007**

CITY OF VALDEZ, ALASKA

RESOLUTION 07-16

A RESOLUTION OF THE CITY COUNCIL OF THE CITY OF VALDEZ, ALASKA
SUPPORTING SENATE BILL 72 OF THE 25TH ALASKA LEGISLATURE
RELATED TO A COMMUNITY REVENUE SHARING PROGRAM

WHEREAS, the Senate Community and Regional Affairs Committee has introduced Senate Bill 72 in an effort to develop a community revenue sharing program; and

WHEREAS, Senate Bill 72 provides for revenue sharing to all Alaska communities, both incorporated and unincorporated; and

WHEREAS, revenue sharing plays an important and often vital role in the survival of Alaska communities; and

WHEREAS, Senate Bill 72 provides a funding source to ensure the perpetuity of a community revenue sharing program; and

WHEREAS, the City Council of the City of Valdez, Alaska supports the Senate in their attempt to aid Alaska communities through development of a revenue sharing program.


NOW, THEREFORE, BE IT RESOLVED BY THE CITY COUNCIL OF THE CITY OF VALDEZ, that

Section 1: The City Council of the City of Valdez, Alaska supports Senate Bill 72 and encourages the committee and full support of the Senate in the passage of this legislation.

Section 2: The City Clerk of the City of Valdez, Alaska is directed to forward this resolution to the Senate Community and Regional Affairs and Finance Committees, and Senator Gene Therrault, and the City's State Lobbyist.

PASSED AND APPROVED BY THE CITY COUNCIL BY THE CITY OF VALDEZ, ALASKA this 21st Day of February, 2007.

CITY OF VALDEZ, ALASKA


Bert L. Cottle, Mayor

ATTEST:


Sheri L. Pierce, CMC/AEE, City Clerk



DENALI BOROUGH, ALASKA
RESOLUTION 07-04

A RESOLUTION SUPPORTING EFFORTS TO ENCOURAGE THE STATE OF ALASKA TO COMMIT 6% OF ALL NATURAL RESOURCE REVENUE TO ALASKA'S COMMUNITIES.

WHEREAS, the State of Alaska has failed to share the revenue generated by natural resources that belong to all of Alaska's people; and

WHEREAS, in the past, the elimination of Revenue Sharing has had a significant impact on all of Alaska's communities; and

WHEREAS, the lack of Revenue Sharing has either caused communities to raise taxes or to cut essential services; and

WHEREAS, the restoration of Revenue Sharing would provide communities with funding to reduce local taxes, build infrastructure, provide for increased quality of life, and in some cases provide for the basic survival of the community itself.

NOW, THEREFORE BE IT RESOLVED: the Denali Borough supports the Alaska Municipal League Legislative Committee and the Alaska Municipal League Board of Directors in their adoption of a sustainable Revenue Sharing plan which is as follows:

* The State of Alaska is urged to adopt a sustainable Revenue Sharing program by annually appropriating 6% of natural resource revenues earned by the state to municipalities with a \$100,000 per community minimum.

* This sharing of state revenues is consistent with the Owner State concept, intergovernmental cooperation and constitutional provisions which provide for the natural resource ownership by all the people of the State of Alaska.

* Delivery of service at the local level is part of the annual state responsibility to citizen/owners for the betterment of the State of Alaska; and

BE IT FURTHER RESOLVED: that the Denali Borough joins the Alaska Municipal League in urging the Alaska State Legislature to commit to sharing Alaska's natural resource revenues through the provision of 6% of all the natural resource revenue earned by the state to be appropriated to Alaska's communities with a minimum of \$100,000 per community.

PASSED and APPROVED by the Denali Borough Assembly this 14th day of February, 2007.



Mayor Denali Borough

ATTEST: 

Denali Borough Clerk



POSTED
2/21/07

CITY OF SCAMMON BAY

P O. BOX 90

SCAMMON BAY, ALASKA 99662

(907) 558-5529 FAX (907) 558-5626

cityofscmbay@gci.net

February 15, 2007

To: Governor Sarah Palin
Office of the Governor
Juneau, Alaska 99801-0001

Re: Revenue Sharing

Dear Governor Palin:

This is in reference to the Revenue Sharing which is much needed for the municipalities in Rural Alaska.

Although, you have been advocating in resuscitating the Revenue Sharing we at the village level are not very comfortable with some Legislature that may not want it passed this year because of the budget cuts and other priorities. We are very thankful of your support because it will keep the municipalities in Rural Alaska operating. The City of Scammon Bay with the help of AML will support your efforts in coming up with acceptable figures in the near future. Should you have any questions please do not hesitate to call or send an e-mail to the City of Scammon Bay. Thank you.

Sincerely,


Aloysius Aguchak Sr.
Mayor

c.c. Kathie Wasseman, AML Executive Director
Richard Foster, State Representative
Donny Olson, State Senator

CITY OF CORDOVA



February 9, 2007

Senator Donny Olson, Chairman
Members, Senate Community and
Regional Affairs Committee
State Capitol
Juneau, AK 99801-1182

Dear Senators:

The City of Cordova supports the concept behind SB 72 which creates a community revenue sharing program.

We feel that identifying a stable source of funding to provide a dependable foundation for annual support for our communities should be a priority of this legislature. As the resources of the state belong to all Alaskans, we think that designating an amount from resource revenues is a very logical way to implement a long-term, stable program for revenue sharing.

The City of Cordova will monitor this legislation as it is fine-tuned during the committee process, and we thank you in advance for your support of SB 72.

Sincerely,

Handwritten signature of Timothy L. Joyce

Timothy L. Joyce
Mayor

Cc: Rep. Bill Thomas, Jr.
Kathie Wasserman, AML

Dear Mr. Chairman, Members of the Committee,

I am Scott Brandt-Erichsen, Borough Attorney for the Ketchikan Gateway Borough. I am also co-chair of the AML legislative committee. I would like to make remarks of three types. First, with respect to the impact on the Ketchikan Gateway Borough, second with respect to recent efforts to address revenue sharing and how this proposal stacks up against other options, and third, with respect to particular components or issues involved in this proposal.

Initially, with regard to the Ketchikan Gateway Borough, there are four primary programs which have provided transfer payments to the Borough general fund from other governments. These are the federal PILT, Federal National Forest receipts, State shared fish taxes and State revenue sharing, whether classed as safe communities, revenue sharing or some other label. There

are other specific grant programs and some smaller amounts like liquor license fees which come to the Borough, but these four are the main sources.

The revenues from these sources fluctuates, but has ranged between 700,000 and 1.3 million over the past 10 years. In the most recent budget year these transfer payments were equivalent to a little over 1.2 mills in property tax revenues. In other words, without these funds the Borough would have had to tax its residents 1.2 mills more. Of these four sources, the forest receipts are expected to drop next year, and are not expected to return to historic levels. Revenue sharing has declined over the past 20 years, until last year when the legislature heard the cries from communities and took steps to address the issue. The bottom line for the Borough is that without revenue sharing from the state, our residents will have to pay between .6 and 1.2 mills more in property taxes.

I mentioned the efforts last year. Last year there was a great deal of discussion of revenue sharing. The governor's office, the legislature and the communities were all identifying the same goal - a revenue stream which was reliable and sustainable for a system of revenue sharing with communities. Most folks discussing the issue included consideration of the earnings from the Amarada Hess settlement as a potential fund source. Some urged an endowment type fund, some urged the past system of annual general fund appropriations which compete with other state priorities directly, and there were other ideas as well. Each of these approaches has positives and negatives.

The Amarada Hess earnings are a sustainable and reliable source, but, taken alone, do not supply a sufficient revenue stream for an adequate revenue sharing program. The endowment, whether as a "municipal dividend" or a large designated fund, has resistance because it carries with it the baggage of impacting the permanent

fund and all the visceral reactions and issues which that brings up. The past traditional system of direct appropriations has clearly not met the reliable and sustainable objectives as history has shown.

Taking these factors into account, the concept of the 6% of resource revenues was endorsed by the AML legislative committee in August in Homer, and then the general membership in Juneau in November. It is a much different approach, but has many desirable attributes, such as sharing in the good times and bad, and automatically incorporating a pro-rata reduction to revenue sharing in relation to the remainder of the State general fund budget when reductions are needed. If every state department budget had similar automatic reductions when revenues are down, your budget job would be much easier. It also, historically, works out to be a pretty fair approximation of a reasonable revenue sharing level, as illustrated by the chart which AML has provided.

While it is still subject to annual appropriations, and thus still competes with other State priorities, the Benchmark identified is likely to make the program less vulnerable to pressure to reduce revenue sharing disproportionately to other programs.

These items relate to the funds going into a pot from which payments are made. The other part of the equation is when the funds are divided up amongst municipalities. There have been three policy issues discussed relating to the distribution. First, the treatment of unincorporated communities both within and outside Boroughs; second, per capita counting of residents who are in both a city and in a Borough; and third, the amounts provided as a minimum payment.

Taking the last first, SB 72 represents a minimum which is, in view of insurance costs, fuel costs, etc., about as low a minimum as would be sufficient to help

some of the smaller communities stay in business. Even at that level, some may seriously look at dissolving and passing the costs of public services on to the State. With respect to the unincorporated communities, there is difficulty defining such communities within an organized borough in a way which helps those in boroughs like the Lake and Peninsula Borough, but does not create issues for other boroughs such as Anchorage, Juneau or Ketchikan. There is also the issue of providing some funds to unincorporated areas in the Unorganized Borough, but not so much as to remove the incentive to organize into cities and boroughs. SB 72 strikes a good balance. Among the points in that balance is the larger amount given to boroughs so that they can choose to pass funds along to unincorporated communities within their boundaries. Finally, there is the population issue. There was concern about double counting persons who live in cities and Boroughs. SB 72 addresses this cleanly in the proposed 29.60.870.

All in all, I would encourage the support for SB 72 as a good program to address what is a very real issue that has been a continuing problem for communities for the past 20 years.