

HB

386

Alaska State House of Representatives

Interim:

112 Mill Bay Road
Kodiak, AK 99615
Phone: (907) 486-8872
Fax: (907) 486-5264



Session:

State Capitol, Room 412
Juneau, AK 99801-1182
Phone: (907) 465-2487
Fax: (907) 465-4956

Sponsor Statement from:

Representative Gabrielle LeDoux R - District 36

RELEASED: February 20, 2008

CONTACT: Thomas Brown, 465-6252

HB386 - Energy Subsidy For Schools

"An Act relating to an energy subsidy for public schools."

Status: (H) HES : 2008-02-19

HB 386 grants state aid to pay 50 percent of a public school's energy costs for fiscal years 2007 through 2009. Those schools which submit an energy usage bill related to the cost of operation for the school for fiscal years 2007 through 2009 will be eligible to have half of those costs subsidized.

The energy bills must be submitted in a manner which satisfies the Department of Education and Early Development in order to qualify for the subsidy. This aid is separate from any state aid already received. For the purposes of this subsidy no distinction between varying types of energy sources are considered.

###

House Majority Press: <http://housemajority.org/spon.php?id=25HB386>

LEGISLATIVE RESEARCH REPORT

MARCH 12, 2008



REPORT NUMBER 08.199

ENERGY COSTS IN ALASKA SCHOOL DISTRICTS

PREPARED FOR REPRESENTATIVE GABRIELLE LEDOUX

BY TIM SPENGLER, LEGISLATIVE ANALYST

You asked for information regarding energy costs for school districts in Alaska. Specifically, you wanted to know what each district's energy costs were for the last three years and whether any districts use alternative energy sources.

The table on the following page contains actual energy costs for districts for fiscal years 2005-2007. These figures were provided by Eddie Jeans, Director of School Finance for the Department of Education and Early Development.¹ Mr. Jean informed us that "energy costs" included electricity and fuel costs. We also queried the superintendents in all Alaska school districts and received estimates from many of them regarding energy costs for fiscal year 2008. We also relay this information in the table.

Only two of the 37 districts that have at this time responded to our query reported using alternative fuel sources. Bristol Bay and Denali Borough districts both report using waste heat from electric companies for a portion of their fuel needs.² We received numerous comments from superintendents that they would like to explore alternative energy sources because the cost of traditional fuel continues to rise.

I hope you find this information to be useful. Please do not hesitate to contact us if you have questions or need additional information.

¹ Eddie Jeans can be reached at 465-8679

² Waste heat is heat produced by machines and/or technical processes for which no useful application is usually found

School District	Actual FY07 Energy Costs	Forecasted FY2008 Energy Costs **	Forecasted FY2009 Energy Costs ***	SB386	SB386	SB386
				SB386 Cost to State for FY2007 Paid In FY2008	Projected Cost to State for FY2008 Paid In FY2008	Projected Cost to State for FY2008 Paid In FY2009
Alaska Gateway	867,666	1,140,113	1,357,875	433,833	570,057	678,938
Aleutian Region	86,274	113,364	135,017	43,137	56,682	67,509
Aleutians East Borough	559,959	735,786	876,321	279,980	367,893	438,161
Anchorage	12,303,717	16,167,084	19,254,997	6,151,859	8,083,542	9,627,499
Annette Island	191,113	251,122	299,086	95,557	125,561	149,543
Bering Strait	3,384,042	4,446,631	5,295,938	1,692,021	2,223,316	2,647,969
Bristol Bay Borough	274,456	360,635	429,516	137,228	180,318	214,758
Chatham	302,481	397,460	473,375	151,241	198,730	236,688
Chugach	107,456	141,197	168,166	53,728	70,599	84,083
Copper River	522,672	686,791	817,968	261,336	343,396	408,984
Cordova	398,065	523,057	622,961	199,033	261,529	311,481
Craig	208,251	273,642	325,908	104,126	136,821	162,954
Delta/Greely	478,235	628,401	748,426	239,118	314,201	374,213
Denali Borough	434,355	570,742	679,754	217,178	285,371	339,877
Dillingham	453,905	596,431	710,349	226,953	298,216	355,175
Fairbanks N. Star Borough	4,841,662	6,361,944	7,577,075	2,420,831	3,180,972	3,788,538
Galena	708,204	930,580	1,108,321	354,102	465,290	554,161
Haines Borough	276,813	363,732	433,205	127,407	181,866	216,603
Hoonah	253,824	333,525	397,228	126,912	166,763	198,614
Hydaburg	16,067	21,112	25,144	8,034	10,556	12,572
Iditarod Area	633,243	832,081	991,008	316,622	416,041	495,504
Juneau Borough	1,263,619	1,660,395	1,977,530	631,810	830,198	988,765
Kake	229,319	301,325	358,878	114,660	150,663	179,439
Kashunamiut	261,332	343,390	408,977	130,666	171,695	204,489
Kenai Peninsula Borough	4,461,621	5,862,570	6,982,321	2,230,811	2,931,285	3,491,161
Ketchikan Gateway Borough	965,989	1,269,310	1,511,748	482,995	634,655	755,874
Klawock	111,588	146,627	174,633	55,794	73,314	87,317
Kodiak Island Borough	1,762,874	2,316,416	2,758,851	881,437	1,158,208	1,379,426
Kuspuk	234,370	307,962	366,783	117,185	153,981	183,392
Lake & Peninsula Borough	1,058,782	1,391,240	1,656,967	529,391	695,620	828,484
Lower Kuskokwim	3,504,318	4,604,674	5,484,167	1,752,159	2,302,337	2,742,067
Lower Yukon	2,138,577	2,810,090	3,346,817	1,069,289	1,405,045	1,673,409
Mat-Su Borough	3,515,672	4,619,593	5,501,935	1,757,836	2,309,797	2,750,968
Nenana	258,639	339,852	404,764	129,320	169,926	202,382
Nome	967,611	1,271,441	1,514,286	483,806	635,721	757,143
North Slope Borough	2,682,839	3,525,250	4,198,573	1,341,420	1,762,625	2,099,287
Northwest Arctic Borough	4,077,785	5,358,209	6,381,627	2,038,893	2,679,105	3,190,814
Pelican	23,030	30,261	36,041	11,515	15,131	18,021
Petersburg	479,630	630,234	750,609	239,815	315,117	375,305
Pribilof	180,870	237,663	283,057	90,435	118,832	141,529
Saint Mary's	188,115	247,183	294,395	94,058	123,592	147,198
Sitka Borough	705,707	927,299	1,104,413	352,854	463,650	552,207
Skagway	91,441	120,153	143,102	45,721	60,077	71,551
Southeast Island	252,034	331,173	394,427	126,017	165,587	197,214
Southwest Region	1,303,908	1,713,335	2,040,582	651,954	856,668	1,020,291
Tanana	171,818	225,769	268,891	85,909	112,885	134,446
Unalaska	393,749	517,386	616,207	196,875	258,693	308,104
Valdez	523,592	688,000	819,408	261,796	344,000	409,704
Wrangell	212,424	279,125	332,438	106,212	139,563	166,219
Yakutat	147,583	193,924	230,963	73,792	96,962	115,482
Yukon Flats	869,488	1,142,507	1,360,726	434,744	571,254	680,363
Yukon/Koyukuk	859,831	1,129,818	1,345,613	429,916	564,909	672,807
Yupit	1,033,876	1,358,513	1,617,989	516,938	679,257	808,995
Mt. Edgecumbe	-	-	-	-	-	-
Total	62,234,491	81,776,117	97,395,356	31,117,259	40,888,072	48,697,694

** Forecasted numbers come from the Energy Information Administration (EIA) which shows an estimated 31.4% increase in heating fuel per gallon from winter 06-07 to winter 07-08. This number represents FY07 actual plus 31.4%.

*** Forecasted numbers are based on a 5 year average increase of 19.1%.

Total Costs	
FY07	31,117,259
FY08	40,888,072
FY09	48,697,694
Cost for HB386	120,703,025

Energy Costs in Alaska School Districts

School District	FY05 Actuals	FY06 Actuals	FY07 Actuals	FY08 Estimates
Alaska Gateway	651,687	707,763	857,666	841,407
Aleutian Region	29,204	46,413	86,274	107,000
Aleutians East Borough	437,660	541,015	559,959	
Anchorage	9,372,030	11,165,877	12,303,717	15,548,310
Annette Island	175,676	182,516	191,113	223,840
Bering Strait	2,152,863	3,005,405	3,384,042	3,550,000
Bristol Bay Borough	212,270	230,581	274,456	318,157
Chatham	229,724	265,837	302,481	300,000
Chugach	45,073	54,930	107,456	180,000
Copper River	390,944	509,818	522,672	723,321
Cordova	293,971	331,430	398,065	438,000
Craig	163,978	-	208,251	
Delta/Greely	242,699	429,720	478,235	589,509
Denali Borough	315,025	404,530	434,355	
Dillingham	338,954	412,651	453,905	440,000
Fairbanks N. Star Borough	3,738,135	4,603,356	4,841,662	5,786,648
Galena	468,915	990,026	708,204	1,078,935
Haines Borough	224,813	264,427	276,813	300,000
Hoonah	183,391	223,746	253,824	
Hydaburg ^(a)	100,726	15,676	16,067	188,439
Iditarod Area	441,165	535,569	633,243	733,581
Juneau Borough	942,545	1,030,558	1,263,619	1,261,589
Kake	147,412	191,190	229,319	240,000
Kashunamiut	153,765	315,844	261,332	
Kenai Peninsula Borough	3,501,901	4,313,842	4,461,621	5,678,086
Ketchikan Gateway Borough	649,590	812,073	965,989	1,260,000
Klawock	104,703	123,441	111,588	138,707
Kodiak Island Borough	1,346,996	1,655,091	1,762,874	1,850,000
Kuspuk	389,522	234,387	234,370	
Lake & Peninsula Borough	744,215	869,425	1,058,782	1,245,000
Lower Kuskokwim	2,483,987	2,996,952	3,504,318	4,072,314
Lower Yukon	1,480,687	1,249,076	2,138,577	
Mat-Su Borough	2,548,024	2,926,442	3,515,672	3,807,950
Nenana	188,793	262,585	258,639	318,000
Nome	543,146	767,474	967,611	
North Slope Borough	2,123,944	2,658,473	2,682,839	
Northwest Arctic Borough	2,809,940	3,382,486	4,077,785	4,453,723
Pelican	44,296	38,510	23,030	44,000
Petersburg	415,053	434,133	479,630	
Pribilof	118,629	168,080	180,870	265,000
Saint Mary's	101,082	165,512	188,115	213,000
Sitka Borough	485,987	661,064	705,707	854,941
Skagway	57,276	76,116	91,441	100,629
Southeast Island	208,426	215,644	252,034	
Southwest Region	870,389	1,072,935	1,303,908	
Tanana	93,301	109,603	171,818	
Unalaska	268,943	288,929	393,749	816,667
Valdez	427,858	574,780	523,592	
Wrangell	153,569	187,726	212,424	243,528
Yakutat	118,611	142,714	147,583	
Yukon Flats	598,963	840,902	869,488	
Yukon/Koyukuk	586,426	755,295	859,831	902,095
Yupik	471,525	504,298	1,033,876	
Mt. Edgecumbe	404,477			797,718
Total	45,792,884	54,946,866	62,234,491	

Notes: Energy costs include electricity and fuel costs. (a) Hydaburg district staff provided us with much larger figures for FY 06 and FY 07. They are working with the Department of Education and Early Development (DEED) to sort out the discrepancies.

Sources: Actuals for FY 05-07 provided by Eddie Jeans, Director of School Finances, DEED. Estimates for FY 08 provided by individual districts.

Cordova School District
Electric and Fuel Costs

Fuel Cost					
	FY03	FY04	FY05	FY06	FY07
Mt. Eccles	\$30,179	\$36,153	\$48,255	\$57,340	\$91,381
District Office	\$1,838	\$1,209	\$1,417	\$2,251	\$3,448
High School	\$29,119	\$31,203	\$48,582	\$63,247	\$81,484
Total	\$61,436	\$68,665	\$98,254	\$122,838	\$176,313
% Increase from prior year		111.77%	143.09%	125.02%	143.53%

Fuel for 7 months (July-January)

	FY03	FY07	FY08
	\$15,405	\$47,186	\$65,092
	\$16,182	\$46,410	\$52,163
	\$434	\$2,021	\$1,982
	\$32,021	\$95,617	\$119,237
Increase since FY07			124.70%
Increase since FY03			372.37%

Electric Cost					
	FY03	FY04	FY05	FY06	FY07
Mt. Eccles	\$68,096	\$80,453	\$92,331	\$101,260	\$103,184
High School	\$84,058	\$91,410	\$101,717	\$105,748	\$115,560
Total	\$152,154	\$171,863	\$194,048	\$207,008	\$218,744
% Increase from prior year		112.95%	112.91%	106.68%	105.67%

Electric for 7 months (July-January)

	FY03	FY07	FY08
	\$34,928	\$54,955	\$55,301
	\$45,070	\$60,878	\$60,227
	\$79,998	\$115,833	\$115,528
Decrease since FY07			99.74%
Increase since FY03			144.41%

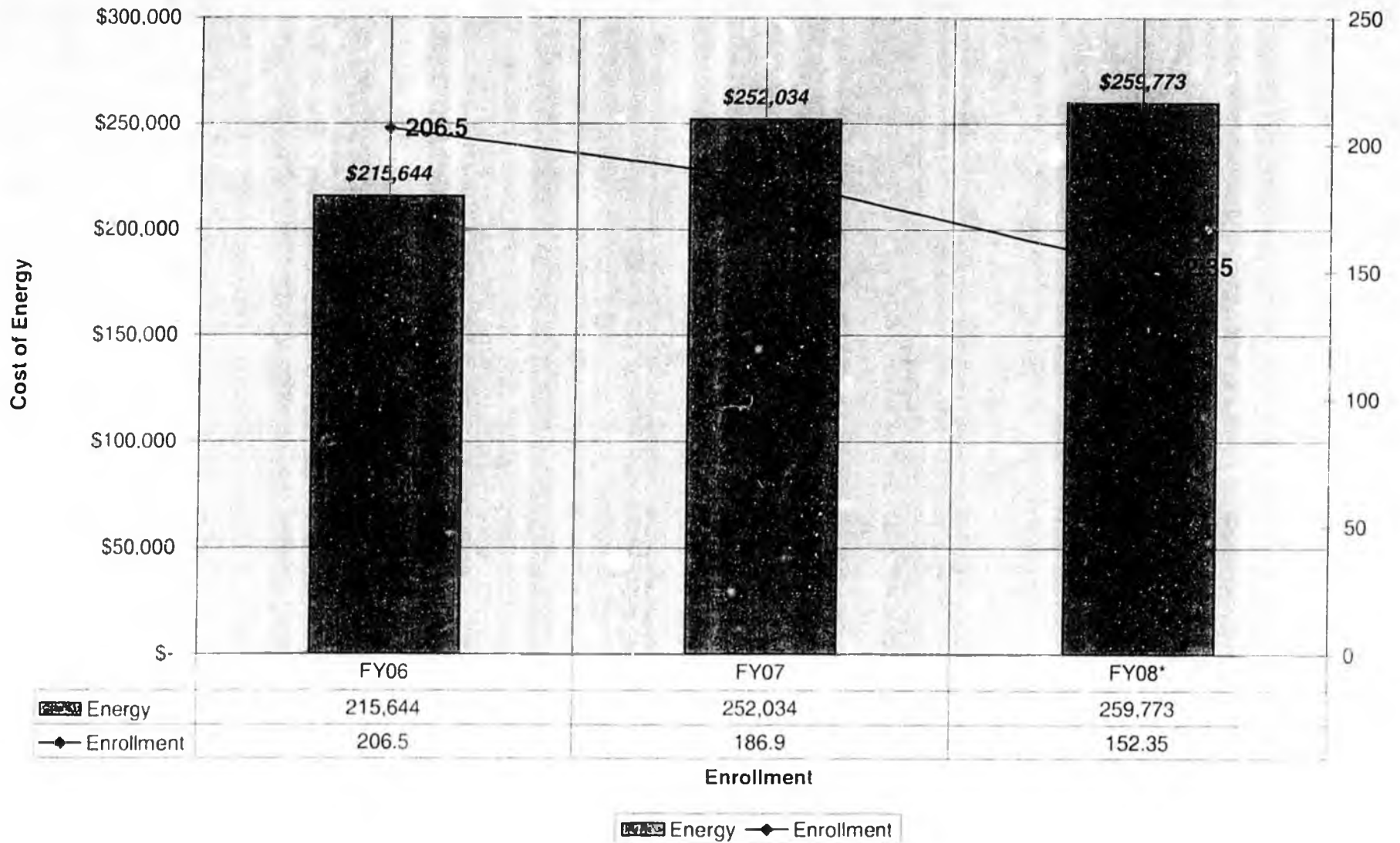
Total Fuel by Month

Month	FY03	FY04	FY05	FY06	FY07	FY08
July	\$2,079	\$3,134	\$3,077	\$4,659	\$9,687	\$10,973
August	\$2,677	\$3,604	\$3,036	\$3,849	\$9,345	\$5,870
September	\$823	\$3,541	\$3,860	\$5,600	\$11,328	\$8,327
October	\$5,889	\$3,830	\$6,670	\$9,703	\$12,623	\$13,673
November	\$5,233	\$7,203	\$10,446	\$15,528	\$20,909	\$34,142
December	\$5,985	\$6,383	\$10,110	\$10,906	\$13,191	\$19,673
January	\$9,335	\$7,329	\$12,787	\$12,983	\$18,534	\$26,579
February	\$6,656	\$9,496	\$14,409	\$13,875	\$22,136	
March	\$7,443	\$9,562	\$9,639	\$15,265	\$17,813	
April	\$6,453	\$7,230	\$13,784	\$10,170	\$16,943	
May	\$5,191	\$4,638	\$5,274	\$12,554	\$8,396	
June	\$3,672	\$2,715	\$5,162	\$7,746	\$15,408	
Total	\$61,436	\$68,665	\$98,254	\$122,838	\$176,313	\$119,237

Total Electric by Month

Month	FY03	FY04	FY05	FY06	FY07	FY08
July	\$6,799	\$6,778	\$8,560	\$8,454	\$9,139	\$8,490
August	\$7,828	\$8,832	\$11,359	\$11,082	\$12,823	\$11,578
September	\$12,643	\$15,576	\$15,569	\$16,118	\$17,165	\$16,641
October	\$12,722	\$14,366	\$19,028	\$16,516	\$18,323	\$17,031
November	\$12,679	\$14,598	\$17,502	\$18,737	\$16,383	\$18,760
December	\$12,748	\$15,653	\$16,074	\$18,782	\$18,490	\$18,289
January	\$14,579	\$14,630	\$17,845	\$18,867	\$23,510	\$24,739
February	\$15,887	\$20,441	\$20,341	\$21,641	\$23,836	
March	\$15,953	\$16,662	\$18,839	\$19,779	\$20,904	
April	\$18,074	\$18,291	\$19,859	\$23,034	\$25,793	
May	\$15,546	\$16,010	\$18,323	\$22,887	\$21,582	
June	\$6,696	\$10,026	\$11,749	\$11,111	\$10,796	
Total	\$152,154	\$171,863	\$194,048	\$207,008	\$218,744	\$115,528

SOUTHEAST ISLAND SCHOOL DISTRICT Energy Compared to Enrollment



SOUTHEAST ISLAND SCHOOL DISTRICT

FY	Energy	Enrollment
FY06	215,644	206.5
FY07	252,034	186.9
FY08*	259,773	152.35

<< Heating Fuel & Electricity >>

<u>Year</u>	<u>St. George School</u>	<u>St. Paul School</u>	<u>Both Schools</u>		<u>Enrollment</u>	<u>Cost Per Student</u>
2001	\$32,587.69	\$87,467.37	\$120,055.06	Actual	144	\$833.72
2007	* \$32,746.63	\$86,771.71	\$119,518.34	Actual	123	\$971.69
2008	\$61,000.00	\$120,000.00	\$181,000.00	Budget	111.6	\$1,621.86
2009	\$75,000.00	\$130,000.00	\$205,000.00	Budget	112	\$1,830.36

* New heating and HVAC systems in both schools in 2007.

<u>Year</u>	<u>Teachers</u>
2001	14
2007	12
2008	10
2009	9

2001 - 2007

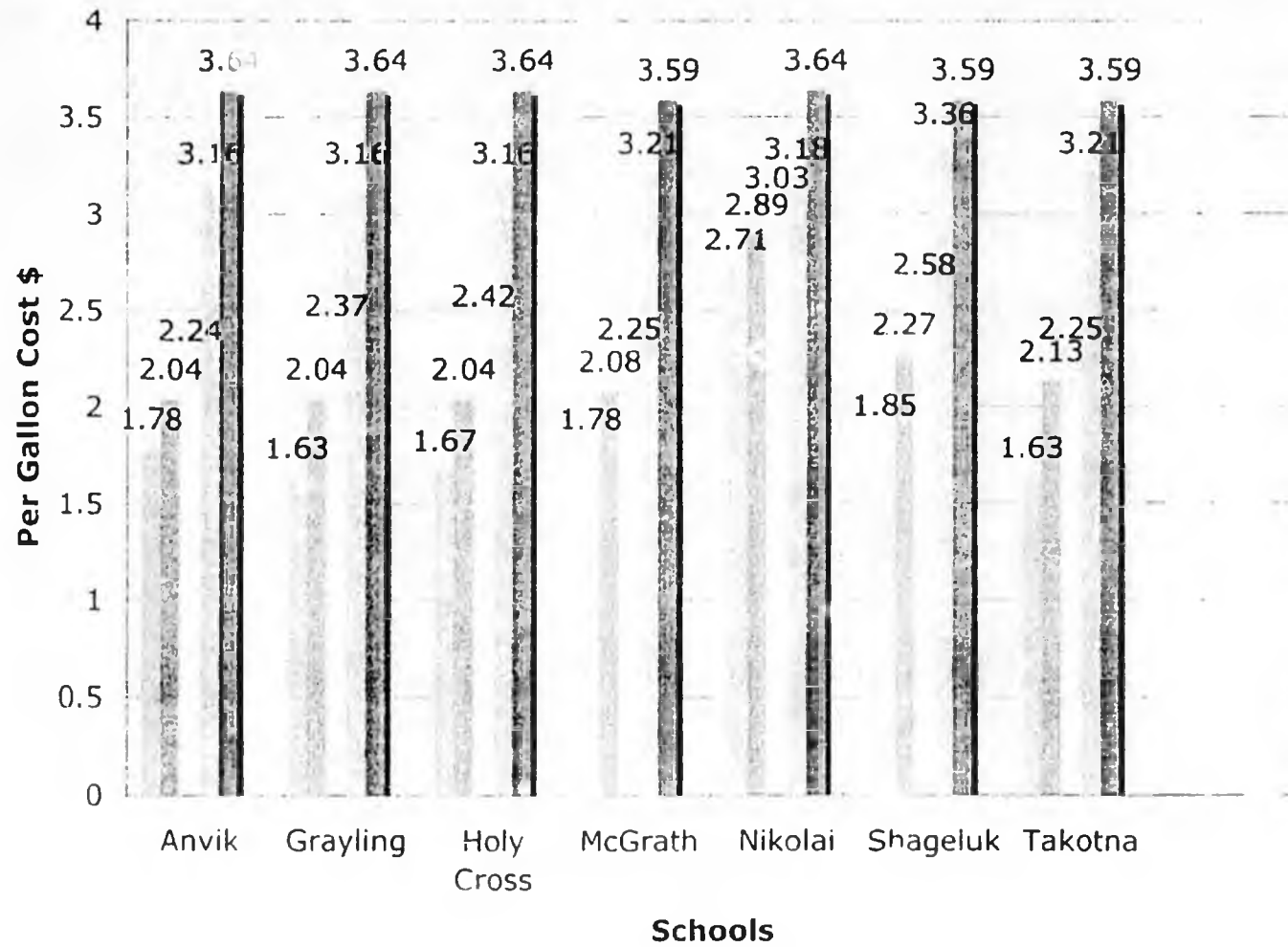
Student Enrollment
Iditarod Area School District

School	###	###	###	###	###	###	###	###	2008(proj.) % decrease from 2001
Blackwell,Anvik	27	22	23	24	28	25	18	14	48%
David Louis,Grayling	58	61	52	62	45	42	43	44	24%
DLC	289	236	95	94	75	94	100	100	65%
Holy Cross	60	63	59	53	55	43	45	45	25%
Innoko River,Shageluk	36	35	35	36	34	31	20	14	61%
Lime Village	13	15	15	12	14	10	(6 closed)		
McGrath	103	93	86	76	65	57	53	55	47%
Takotna	15	21	21	16	14	14	14	12	20%
Top of Kuskokwim Nikolai	16	20	21	16	21	19	10	10	38%
	617	566	407	389	351	335	303	294	

District student loss from 2001 to 2007 not counting DLC 62%

The challenge is how can we keep people in our communities ? Families continue to move out of all communities across the interior of Alaska.

Heating Fuel Cost Per Gallon IASD Schools 2004-2008



Cost Increases
Iditarod Area School District
February 2008

As all cost increase IASD has experienced a 62% decline in enrollment.

Food

From July 2006 to September 2007 purchase price for all food necessary to operate lunch programs has increased over 30%.

Total electricity for the district for the past three-year's (all schools and district office).

2005	\$242,179
2006	\$281,903
2007	\$298,701

Percent of increase in electricity cost from 2005 to 2007 23%

Water and sewer

Has increased over 300% since August 2006.

When local utilities change ownership the school district cost increases.

One local water system went from \$200 a month within an 8-month period to over \$1,5000 a month.

Travel

Cost of flying by small plane to all schools since August 2006 has increased 25%

Freight

Cost per pound over the last 12 months has increased 25%

NOTE:

All of the above mentioned increases are based on the cost of a barrel of oil in August 2006 of \$55.00. Current price of one barrel of oil is \$95.00 and could top \$100.00 by March 2008. This is a 73% per barrel increase for oil. What will our increase cost in all areas be for April 2008 to May 2009?

IASD Crisis

The school district projects it will need to spend \$300,000 into its reserve by July 2008. During the 2008-2009 school year IASD is projecting to spend over \$600,000 into its reserve. If this happens the reserve will be gone and the financial challenges will still exist.

Action Steps Being Considered by the IASD School Board

1. Cut staffing positions for the August 2008 – May 2009 school year. This will save \$375,000.
2. Evaluate all buildings and determine cost effective operations. Consider renting building or reducing the size of buildings if possible to save on energy use. Extreme option would involve moving children from the existing buildings into other buildings in the community.
3. Examine energy long-range projects, water wells, solar power, and other ways to reduce energy cost at all schools.
4. Seek other suppliers for oil and find a lower price per gallon.
5. Limit repairs on buildings to only that which is absolutely necessary for the continued operation of the structure.
6. Travel to communities that currently have 15 or less students enrolled and hold community meetings to communicate the crisis with all involved.
7. If the decline in enrollment continues staff cuts will have to be considered by the board in January 2009.
8. Examine ways to deliver the education our students need through technology.
9. Compile all suggestions from every community and take immediate action to help resolve the issues as best we can.
10. These steps will not meet the total financial needs for the next school year.
We will still spend at least \$300,000 above our 2008-2009 budget.

If you have suggestions that will help please share them with school staff, board members, or the superintendents office.



THE LAKE AND PENINSULA SCHOOL DISTRICT

101 Jensen Drive
P.O. Box 498
King Salmon, Alaska 99613
Phone (907) 246-4280 / Fax (907) 246-4473



RESOLUTION 08-01

A RESOLUTION OF THE LAKE AND PENINSULA SCHOOL BOARD SUPPORTING THE JOINT LEGISLATIVE EDUCATION TASK FORCE RECOMMENDATIONS

WHEREAS, The Joint Legislative Education Funding Task Force met regularly over the summer; and

WHEREAS, the Task Force accepted public testimony, and openly discussed and debated the merits of various changes to the education funding formula; and

WHEREAS, the Task Force prepared a Report to the Legislature and the Governor with stated recommendations; and

WHEREAS, the implementation of the Task Force Recommendations will improve public education in Alaska and provide school districts with a more equitable and stable funding mechanism; and

WHEREAS, the implementation of the Task Force Recommendations will directly benefit students in the Lake and Peninsula School District;

NOW, THEREFORE, BE IT RESOLVED, that the Lake and Peninsula School District Board of Education supports the Task Force Recommendations; and specifically finds the following recommendations of high importance:

- The passing by the Legislature of SB 125 (PERS/TRS cost sharing) in substantially the same form as it currently exists;
- The creation of standing Education Committees in the House and Senate to oversee and review all education issues in the state;
- The referral to the Education Committee of the various long-term issues discussed in the Task Force report;
- The implementation of the ISER district cost factor, phased in to statute over time as set out in the Task Force recommendations;
- The phased in increases in intensive needs funding with those increases set into statute;
- The recalibration of the transportation reimbursement rate based on the most recent actual audited costs; and
- An increasing Base Student Allocation amount set in statute for fiscal years 2009, 2010 and 2011, at an amount that will keep pace with projected cost increases over those years.


NOW, THEREFORE, BE IT FURTHER RESOLVED, that the Lake and Peninsula School District Board of Education specifically recommends that the Legislature adopt the Joint Legislative Education Funding Task Force recommendations within the first thirty (30) days of the legislative session.

*Chignik Bay • Chignik Lagoon • Chignik Lake • Egegik • Igiugig • Ivanof Bay • Kokhanok • Levelock
Newhalen • Nondalton • Pedro Bay • Perryville • Pilot Point • Port Alsworth • Port Heiden*

PASSED AND ADOPTED BY A DULY CONSTITUTED QUORUM OF THE LAKE AND
PENINSULA SCHOOL BOARD THIS 30TH DAY OF JANUARY, 2008.



George Hörnberger, Board President



Patty Alsworth
Board Clerk



THE LAKE AND PENINSULA SCHOOL DISTRICT

101 Jensen Drive
P.O. Box 498
King Salmon, Alaska 99613
Phone (907) 246-4280/Fax (907) 246-4473



RESOLUTION 08-02

A RESOLUTION OF THE LAKE AND PENINSULA SCHOOL BOARD CONCERNING ENERGY RELIEF FOR RISING FUEL AND ELECTRICITY PRICES

WHEREAS, the Governor and the Joint Legislative Education Funding Task Force generously strived to create a much needed benefit to education, and

WHEREAS, the communities of Lake and Peninsula express their appreciation for the Governor and the Joint Legislative Education Funding Task Force's recommendations to improve education funding; and

WHEREAS, the Lake and Peninsula Borough School District is forced to reallocate critical instructional resources to pay for rapidly escalating energy costs; and

WHEREAS, the Lake and Peninsula Borough School District anticipates an FY 2009 energy increase of 25% over the FY 2008 needs; and

WHEREAS, goods and services affected by fuel increases, such as freight and student activities travel, are reducing the buying power of education funds; and


WHEREAS, every dollar spent on increased energy costs is a dollar taken from student instruction; and


WHEREAS, the increased fuel prices threaten the visible benefits of the Governor and the Joint Legislative Education Funding Task Force's recommendations, and

WHEREAS, the same increased fuel prices provide the State of Alaska with increased revenue.

NOW, THEREFORE BE IT RESOLVED, that the Lake and Peninsula Borough School District Board of Education requests a supplemental relief appropriation for FY 2009 from the Governor and the Alaska Legislature to mitigate the increased energy costs.

PASSED AND ADOPTED BY A DULY CONSTITUTED QUORUM OF THE LAKE AND
PENINSULA SCHOOL BOARD THIS 30TH DAY OF JANUARY, 2008.


George Hornberger, Board President


Board Clerk



Leading the Way

Northwest Arctic Borough School District

"Educating Our Children to Lead Successful Lives"

P.O. Box 51 • Kotzebue, Alaska, 99752 • Phone (907) 442-3472 • Fax (907) 442-2392

RESOLUTION 08-002

A RESOLUTION OF THE NORTHWEST ARCTIC BOROUGH SCHOOL DISTRICT TO REQUEST A RELIEF APPROPRIATION FOR FY-09 FROM THE GOVERNOR AND THE ALASKA LEGISLATURE TO MITIGATE THE INCREASED ENERGY COST.

WHEREAS, The Governor and the Joint Legislative Education Funding Task Force generously strived to create a much needed benefit to education; and

WHEREAS, the communities of Northwest Arctic Borough express their appreciation for the Governor and the Joint Legislative Education Funding Task Forces recommendations to improve education funding; and

WHEREAS, the Northwest Arctic Borough School District is struggling to balance energy costs while being forced to cut instructional cost due to unanticipated in fuel since FY-07; and

WHEREAS, the Northwest Arctic Borough School District anticipates a FY-09 energy increase of 25%, which will be \$1 million; and

WHEREAS, all goods and services purchased by the Northwest Arctic Borough School District are affected by fuel increases and are diminishing the buying power of education funds; and

WHEREAS, every dollar spent on increased energy costs is a dollar taken from student instruction; and


WHEREAS, the increased fuel costs threaten the visible benefits of the Governor and the Joint Legislative Education Funding Task Force's recommendations; and

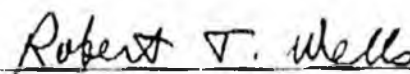
WHEREAS, the same increased fuel costs provide the State of Alaska with increased revenue;

THEREFORE, BE IT FURTHER RESOLVED, that the Northwest Arctic Borough School District Board of Education requests a relief appropriation for FY-09 from the Governor and the Alaska Legislature to mitigate the increased energy cost.

ADOPTED, February 26, 2008 at a regular meeting of the Northwest Arctic Borough School District Board of Education at which a quorum was present and voting.

ATTEST:


Sandy Shroyer Beaver,
President, NWABSD Board of Education


for Patricia Thomas,
Secretary, NWABSD Board of Education

Serving the Villages of

Ambler • Buckland • Deering • Kiana • Kivalina • Kobuk • Kotzebue • Noatak • Noorvik • Selawik • Shungnak

**Kodiak Island Borough School District****Resolution #078-002****Fuel and Electricity**

WHEREAS, the Governor and the Joint Legislative Education Funding Task Force generously strived to create a much needed benefit to education; and

WHEREAS, the communities of Kodiak Island express their appreciation for the governor and the Joint Legislative Education Funding Task Force's recommendations to improve education funding; and

WHEREAS, the Kodiak Island Borough School District is struggling to balance energy costs while being forced to cut instructional costs due to unanticipated increases in fuel since FY2007; and

WHEREAS, the fuel cost increases raised fuel oil heating cost for the Kodiak Island Borough School District thirty-three percent; and

WHEREAS, the cost of electricity increases from raises in the Cost of Power Adjustment (COPA) to thirty-seven percent; and

WHEREAS, the Kodiak Island Borough School District anticipates an FY 2009 energy increase of \$600,000 over the FY 2008 needs; and

WHEREAS, goods and services affected by fuel increases, such as freight and student activities travel, are diminishing the buying power of education funds; and


WHEREAS, every dollar spent on increased energy costs is a dollar taken from student instruction; and

WHEREAS, the increased fuel costs threaten the visible benefits of the Governor and the Joint Legislative Education Funding Task Force's recommendations, and

WHEREAS, the same increased fuel costs provide the State of Alaska with increased revenue,

NOW, THEREFORE BE IT RESOLVED, that the Kodiak Island Borough School District Board of Education requests a relief appropriation for FY 2009 from the Governor and the Alaska Legislature to mitigate the increased energy.

Adopted this 28th day of January 2008.


Elizabeth Odell, President
Kodiak Island Borough School District
Board of Education

Alaska State Legislature

Interim:
112 Mill Bay Road
Kodiak, AK 99615
Phone: (907) 269-8872
Fax: (907) 269-5264



Session:
State Capitol, Room 412
Juneau, AK 99801-1182
Phone: (907) 465-2487
Fax: (907) 465-4956

Representative Gabrielle LeDoux
District 36

FOR IMMEDIATE RELEASE: February 20, 2008

CONTACT: Rep. Gabrielle LeDoux, 465-2487

LeDoux Introduces Energy Subsidy for Public Schools

HB 386 Would Reimburse 50 Percent of Energy Costs

(Juneau) – A bill recently introduced by Rep. Gabrielle LeDoux, R-Kodiak, would provide a 50 percent energy subsidy for public schools. HB 386 would authorize a subsidy to be paid in addition to the state funding provided under the K-12 school foundation formula. For the purposes of an initial program, the subsidy would be limited to the fiscal years 2007-2009.

"Our public schools throughout the state are hurting from the high cost of energy – heating fuel, in particular – and the State of Alaska needs to step in and help out with these costs," LeDoux said. "The education funding task force provided excellent direction to the Legislature in how to address the disparity in funding across districts, but every one of those districts has an energy crisis they have to contend with right now. This subsidy is the most direct way we can mitigate that crisis."

HB 386 was introduced on Tuesday, February 20, and referred to the Health, Education and Social Services Committee, and the Finance Committee.

###

draft
*ask me more
abt to do
on this*

Rep. LeDoux pushes bill to reduce energy costs to schools

Article published on Friday, Feb 22nd, 2008

By MISTY MAYNARD

Mirror Writer

[print] [close]

text size: [-] [+]

A bill recently introduced by state Rep. Gabrielle LeDoux would provide a much-needed energy subsidy for public schools.

Under the bill, schools would be reimbursed for 50 percent of energy costs.

"Our public schools throughout the state are hurting from the high cost of energy — heating fuel in particular — and the State of Alaska needs to step in and help out with these costs," Gabrielle LeDoux said.

Gabrielle LeDoux said the education funding task force provided direction to the Legislature in how to address the disparity in funding across districts. However, every district has an energy crisis to contend with now.

"This subsidy is the most direct way we can mitigate that crisis," she said.

Superintendent Larry LeDoux said the Kodiak Island Borough School District faces a \$700,000 increase in energy costs for next year.

"It's a significant, significant increase," he said.

That estimate includes electricity, heating and fuel increases.

The district is cutting \$500,000 from its budget after an increased to the base student allocation fell short of expectations.

2007-2009

The bill was introduced Tuesday and referred to the Health, Education and Social Services Committee, and the Finance Committee.

Mirror writer Misty Maynard can be reached via e-mail at mmaynard@kodiakdailymirror.com.

Currently, the district receives \$5,380 per student. An education task force recommended a \$100 increase to the base student allocation. Gov. Sarah Palin then recommended that increase be \$200 per student, the number used by the borough in the development of next year's budget.

It appears the \$200 increase will not be approved, and the borough has had to revamp the budget based on the \$100 increase. The difference is \$500,000.

Larry LeDoux hopes the \$200 increase could still be approved.

Any additional funding assistance from the state would be appreciated, Larry LeDoux said.

"We're ready to receive any help we can," he said.

The proposed bill would authorize a subsidy in addition to the state funding provided under the K-12 school foundation formula. For the purpose of an initial program, the subsidy would be limited to fiscal years

[print] [close]



LOWER YUKON SCHOOL DISTRICT

P.O. Box 32089 • Mountain Village, Alaska 99632

Phone (907) 591-2411 Fax (907) 591-2419

George Smith
Chairman

John Lamont
Superintendent

Resolution 203-08

Energy Relief

WHEREAS, the Governor and the Joint Legislative Education Funding Task Force generously strived to create a much needed benefit to education, and

WHEREAS, the communities within the Lower Yukon School District express their appreciation for the Governor and the Joint Legislative Education Funding Task Force's recommendations to improve education funding, and

WHEREAS, the Lower Yukon School District is forced to reallocate critical instructional resources to pay rapidly escalating energy costs, and

WHEREAS, the Lower Yukon School District anticipates an FY 2009 energy increase of 1.2 million dollars over FY 2008 needs, and

WHEREAS, goods and services affected by fuel increases such as air travel and student activities travel are reducing the buying power of education funds, and


WHEREAS, every dollar spent on increased energy costs is a dollar taken from student instruction, and

WHEREAS, the increased fuel prices threaten the visible benefits of the Governor and the Joint Legislative Education Funding Task Force's recommendations, and

WHEREAS, the same fuel and fuel prices prevail in the State of Alaska as in the past five years,

NOW, THEREFORE BE IT RESOLVED, that the Lower Yukon School District Board of Education requests a supplemental relief appropriation for FY 2009 from the Governor and the Alaska Legislature to mitigate the increased energy costs.

Adopted this 4th day of March 2008


George Smith, Chairman
Lower Yukon School District
Board of Education

IN THE BEST INTEREST FOR ALL KIDS

Aktanuk Erimonak Hooper Bay Kotlik Marshall Mt. Village Pilot Station Pitkas Point Russian Mission Scammon Bay Sheldon Point



LOWER YUKON SCHOOL DISTRICT

P.O. Box 32089 • Mountain Village, Alaska 99632

Phone (907) 591-2444 Fax (907) 591-2444

George Smith
Chairman

John Lamont
Superintendent

Resolution 704-08

Construction Cost Relief

WHEREAS, the State of Alaska Legislature approved the construction of a new Russian Mission School in the Lower Yukon School District; and

WHEREAS, the funding was based on 2006 construction costs; and

WHEREAS, the funding was pre-dated for FY 2008; and

WHEREAS, the Lower Yukon School District went out to bid for the new Russian Mission School in January 2008; and

WHEREAS, all bids came in at 20% over the anticipated construction cost; and

WHEREAS, the Lower Yukon School District does not have the additional Capital funds available to accomplish this project at the bid construction prices; and

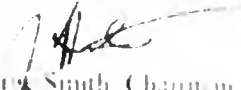
WHEREAS, the need for a new school in Russian Mission is very important to the learning of the children in Russian Mission; and

WHEREAS, the price of crude is around \$100.00 barrel and the State of Alaska has sufficient funds to adjust construction costs that were fixed two years ago; and

WHEREAS, with construction cost increases over the last two years it will cost an District more to build a new school in Russian Mission;

NOW, THEREFORE, BE IT RESOLVED, that the Lower Yukon School District Board of Education requests a construction cost relief appropriation for FY 2008 from the Governor and the Alaska Legislature to mitigate the increased construction costs for the new Russian Mission School.

Adopted this 4th day of March 2008.


George Smith, Chairman
Lower Yukon School District
Board of Education

WILL BEAT FOR THE KIDS

Atkasook, Emmonak, Hooper Bay, Kalluk, Marshall, Mt. Village, Pt. Barrow, Pitmegea, Pitmegea Point, Russian Mission, Selkirk Bay, Sheldon Point

LEGISLATIVE RESEARCH REPORT

OCTOBER 25, 2005



REPORT NUMBER 06.008

HEATING AND ELECTRICAL COSTS FOR ALASKA SCHOOL DISTRICTS

PREPARED BY KATHLEEN L. WAKEFIELD, LEGISLATIVE ANALYST

You asked about costs for heat and electricity for rural school districts, and for a comparison with districts in Anchorage and Fairbanks. For the purposes of this report, we asked school districts in Alaska to submit information on heating and electrical costs for the last two school years, and the anticipated costs for the current year.¹ We also asked for historical information on energy costs, if it was available. We compiled responses from about 90 percent of Alaska school districts. Table 1 shows utility expenditures for a sample of rural districts and Regional Education Attendance Areas, and school districts in Anchorage and Fairbanks, for the last three school years (2004-2006).

¹ We contacted all 53 districts and Mt. Edgecumbe High School. We received useable responses from 47 districts: Alaska Gateway, Aleutians East, Anchorage, Annette Island, Bering Strait, Bristol Bay, Chugach, Copper River, Cordova, Craig, Delta/Greely, Denali Borough, Dillingham, Fairbanks, Galena, Haines, Hoonah, Hydaburg, Iditarod, Juneau, Kake, Kenai Peninsula, Klawock, Kodiak, Kuspuk, Lake and Peninsula, Lower Kuskokwim, Lower Yukon, Mat-Su, Nenana, North Slope Borough, Northwest Arctic, Pelican, Petersburg, St. Mary's, Sitka, Skagway, Southeast Island, Southwest Region, Tanana, Unalaska, Valdez, Wrangell, Yakutat, Yukon Flats, Yukon/Koyukuk, and Yupik. Five districts and Mt. Edgecumbe High School did not respond, including Aleutian Region, Chatham, Kashunamiut, Ketchikan, and Nome. Pribilof district officials provided information that we were unable to use (individual prices per kilowatt hour and per gallon, rather than total expenses).

**Table 1: Energy Expenditures for Selected Alaska School Districts,
2004-2006**

District Names	2003-2004		2004-2005		2005-2006*	
	Total	% Change from Previous	Total	% Change from Previous	Total	% Change from Previous
Anchorage	\$9,140,384	--	\$9,578,690	5%	\$10,934,658	14%
Craig	\$154,443	--	\$167,563	8%	\$266,828	59%
Fairbanks	\$3,147,062	7%	\$3,676,545	17%	\$4,959,264	35%
Hydaburg	\$113,312	--	\$182,316	61%	\$364,642	100%
Kuspuk	\$269,014	--	\$270,493	1%	\$351,641	30%
Lower Yukon	\$2,182,134	5%	\$2,071,796	(5%)	\$2,463,800	19%
Northwest Arctic	\$2,745,457	9%	\$2,787,217	2%	\$3,182,800	14%
Saint Mary's	\$135,300	--	\$142,800	6%	\$178,600	25%
Unalaska	\$357,913	--	\$448,221	25%	\$550,000	23%
Yukon Flats	\$606,592	22%	\$635,253	5%	\$730,540	15%
Yukon/Koyukuk	\$534,453	(17%)	\$624,472	17%	\$664,952	6%
Yupit	\$474,920	--	\$528,837	11%	\$780,000	47%

Notes: An "--" indicates that the district provided no information for the 2002-2003 school year. * 2005-2006 figures are anticipated or budgeted costs.

Sources: Alaska School Districts

As you can see from Table 1, district expenditures for fuel and electricity vary considerably, even in rural areas—from an expected increase in 2006 of 100 percent in the rural Southeast community of Hydaburg (a district of only about 70 students on Prince of Wales Island) to only six percent in the Yukon/Koyukuk district, which serves small communities along the Yukon River.

We present information from all the districts that responded to our request in the following tables, included as Attachment A:

- ◆ *Table 2: Electricity and Fuel Costs by District, 2004-2006.*
- ◆ *Table 3: Increases in Energy Costs, 2004-2006--Comparison of Selected Rural Districts, Urban Districts, and Regional Education Attendance Areas.*
- ◆ *Table 4: Anticipated Increases in Energy Costs for the 2005-2006 School Year--Comparison of Selected Rural Districts, Urban Districts, and Regional Education Attendance Areas.*

Several of the districts we contacted mentioned the impact of warmer or colder winters, and doubted we could arrive at any meaningful conclusions unless we took temperatures into consideration. It is clear, however, that most districts are experiencing significant increases in utility costs. For example, according to Table 3:

- ◆ Regional Education Attendance Areas (REAs) have seen increases in costs ranging from 13 percent in Lower Yukon to 64 percent in the Yupit district since the 2003-2004 school year (an average of 21 percent).

- ◆ Rural school districts' costs have risen from 5 percent in *Bristol Bay* to over 200 percent in *Hydaburg* during the same period of time (an average of 30 percent);
- ◆ Expenses for heat and electricity in the five largest urban districts in the state (Anchorage, Fairbanks, Juneau, Kenai, and Kodiak) rose from 20 percent (Anchorage) to 58 percent (Fairbanks) since the fall of 2003 (an average of 22 percent)

Districts also anticipate substantial increases in energy expenditures for the current school year.² We compared rural and urban districts and REAAs based on increases between 2005 and 2006. According to Table 4,

- ◆ Increases in rural districts range from 2 percent in the *Bristol Bay Borough* to 100 percent in *Hydaburg* (an average of 58 percent);
- ◆ Regional Education Attendance Areas expect increases this year of about 4 percent in *Iditarod* to 47 percent in the *Yupik* district (an average of 27 percent);
- ◆ Urban districts anticipate increases this year ranging from 8 percent in *Kodiak* to 35 percent in *Fairbanks* (an average of 37 percent).

Some districts opened new schools in the last year or two, which contributed to increased utility costs. Several districts mentioned that they had closed buildings or portions of buildings, performed upgrades of heating systems, and made other modifications in order to conserve energy and reduce costs. The following districts mentioned specific changes (in addition to rate changes) that increased or decreased energy costs in the past few years:

- ◆ In 2004-2005, the **Anchorage School District** opened the South Anchorage High School and closed the Village Charter School. This year, the district opened the new Eagle River High School.
- ◆ Major renovations to one school in the **Denali Borough** resulted in slightly lower costs in 2003.
- ◆ **Dillingham School District** expects significant increases in 2005-2006 in part due to changes in the waste heat system that requires the district to now operate boilers to provide heat.
- ◆ In FY04, the **Kake School District** purchased a stand-by generator, which allows them to qualify for a lower "interruptible" electrical rate.
- ◆ The **Kuspuk School District** combined the middle and high schools, and shut off the utilities to about 90 percent of the middle school building in order to reduce costs.

² We include a copy of a recent article published in the *Juneau Empire*, "Skyrocketing Oil Costs Put Squeeze on School Budgets," as Attachment B.

- ◆ In Pelican, the school district closed two buildings in 2003 and a third building last summer. The district uses one of the buildings for storage, with minimal heat; the other two buildings are not heated, which has caused some deterioration.
- ◆ Officials with the Pribilof School District said they were unable to provide much current information, as the contractor in charge of a major renovation of the school in St. George last year paid the utilities during the nine-month construction period. In St. Paul contractors are currently revamping the heat plant, including installing new boilers and renovating the heating, ventilation, and air conditioning (HVAC) system.
- ◆ The Yukon/Koyukuk School District closed sites in Bettles and Wiseman, but utility expenses are so high that this closure did not significantly impact costs.
- ◆ When the Yupiit School District opened a new school last year in Tuluksak they switched from generating their own power to buying power from the village.

Officials in many districts indicated their concerns about rising energy costs and the impact on their districts and programs, and expressed their appreciation that someone was examining the issue.³

I hope you find this information to be useful. Please do not hesitate to contact us if you have questions or need additional information.

³ As you know, school boards are not the only ones worrying about growing energy costs. Communities across the state are concerned about increasing costs for electricity and heating fuel, as well. In response, Governor Murkowski is considering increases for state-funded energy programs for this year and next year in order to help rural communities, including increases for the Power Cost Equalization program, and for the Small Municipality Energy Assistance and the Low Income Home Energy Assistance programs. "Murkowski: Funds to Heat Villages at the Top of His List," *Juneau Empire*, October 21, 2005 (included as Attachment C)

LIST OF ATTACHMENTS

Attachment A

- Table 2: Electricity and Fuel Costs by District, 2004-2006
Table 3: Increases in Energy Costs, 2004-2006--Comparison of Selected Rural Districts, Urban Districts, and Regional Education Attendance Areas
Table 4: Anticipated Increases in Energy Costs for the 2005-2006 School Year--Comparison of Selected Rural Districts, Urban Districts, and Regional Education Attendance Areas.

Attachment B

"Skyrocketing Oil Costs Put Squeeze on School Budgets," *Juneau Empire*,
October 21, 2005

Attachment C

"Murkowski: Funds to Heat Villages at the Top of His List," *Juneau Empire*,
October 21, 2005

Table 2: Electricity and Fuel Costs, 2004-2006, by District

District Name	2003-2004			2004-2005			2005-2006*		
	Electricity	Fuel/Heat	Total	Electricity	Fuel/Heat	Total	Electricity	Fuel/Heat	Total
Alaska Gateway	--	--	\$589,202	--	--	\$651,747	--	--	\$680,098
Aleutian Region	--	--	--	--	--	--	--	--	--
Aleutians East Borough	\$239,019	\$164,583	\$403,602	\$252,827	\$187,288	\$440,115	--	--	--
Anchorage	\$6,645,847	\$2,494,539	\$9,140,384	\$6,905,997	\$2,672,693	\$9,578,690	\$7,632,600	\$3,302,058	\$10,934,658
Annette Island ¹	\$70,977	\$68,063	\$139,040	\$91,861	\$122,165	\$214,026	--	--	--
Bering Strait	\$1,428,569	\$692,286	\$2,120,855	\$1,546,499	\$928,477	\$2,474,976	--	--	--
Bristol Bay Borough ²	\$124,354	\$87,495	\$211,849	\$113,401	\$105,761	\$219,162	\$151,547	\$71,233	\$222,780
Chatham	--	--	--	--	--	--	--	--	--
Chugach ³	\$118,710	\$67,948	\$186,658	\$131,347	\$67,664	\$199,011	--	--	--
Copper River	\$202,817	\$171,868	\$374,685	\$190,822	\$217,989	\$408,811	\$262,817	\$303,004	\$565,821
Cordova	\$171,873	\$68,665	\$240,538	\$194,048	\$80,875	\$274,923	\$195,300	\$119,700	\$315,000
Craig	\$105,021	\$49,422	\$154,443	\$101,558	\$66,005	\$167,563	\$108,927	\$157,901	\$266,828
Delta/Greely ⁴	\$189,468	\$96,455	\$285,923	\$149,444	\$122,586	\$272,030	\$203,600	\$166,320	\$369,920
Denali Borough	--	--	\$225,205	--	--	\$290,164	--	--	\$316,543
Dillingham	--	--	\$293,688	--	--	\$338,954	--	--	--
Fairbanks North Star Borough	\$2,092,722	\$1,054,340	\$3,147,062	\$2,387,644	\$1,288,901	\$3,676,545	\$2,525,083	\$2,434,181	\$4,959,264
Galena	--	--	\$715,609	--	--	\$859,984	--	--	\$895,473
Haines Borough	\$143,433	\$74,310	\$217,743	\$152,650	\$110,274	\$262,924	--	--	--
Hoonah	--	--	\$215,603	--	--	\$258,918	--	--	--
Hydaburg	\$56,517	\$56,795	\$113,312	\$99,778	\$82,538	\$182,316	\$199,566	\$165,076	\$364,642
Iditarod Area	\$311,467	\$159,946	\$471,413	\$300,399	\$148,649	\$449,048	\$276,260	\$191,702	\$467,962
Juneau Borough	\$577,022	\$301,111	\$878,133	\$570,833	\$354,562	\$925,395	\$640,000	\$585,000	\$1,225,000
Kake ⁵	\$63,457	\$58,391	\$121,848	\$77,293	\$70,119	\$147,412	\$95,000	\$90,000	\$185,000
Kashunamiut	--	--	--	--	--	--	--	--	--
Kenai Peninsula Borough	\$1,992,639	\$1,057,753	\$3,050,392	\$2,129,941	\$1,331,386	\$3,461,327	\$2,804,259	\$1,459,748	\$4,264,007
Ketchikan Gateway Borough	--	--	--	--	--	--	--	--	--
Klawock	\$64,142	\$34,402	\$98,544	\$70,955	\$24,362	\$95,317	--	--	--
Kodiak Island Borough	\$742,108	\$390,857	\$1,132,965	\$835,451	\$515,890	\$1,351,341	\$890,583	\$566,050	\$1,456,633
Kuspuk	--	--	\$269,014	--	--	\$270,493	--	--	\$351,641
Lake and Peninsula Borough	\$400,716	\$333,660	\$734,376	\$416,938	\$327,277	\$744,215	\$464,724	\$461,500	\$926,224
Lower Kuskokwim	\$1,831,477	\$941,863	\$2,773,343	\$1,903,382	\$1,082,143	\$2,985,525	\$2,022,344	\$1,433,700	\$3,456,044
Lower Yukon	\$1,410,222	\$771,912	\$2,182,134	\$1,550,060	\$521,736	\$2,071,796	\$1,568,000	\$895,800	\$2,463,800
Mat-Su Borough	--	--	\$2,215,834	--	--	\$2,548,024	--	--	--
Nenana	\$78,362	\$62,233	\$140,595	\$75,864	\$70,240	\$146,104	\$88,052	\$98,773	\$186,825
Nome	--	--	--	--	--	--	--	--	--

Table 2: Electricity and Fuel Costs, 2004-2006, by District

District Name	2003-2004			2004-2005			2005-2006*		
	Electricity	Fuel/Heat	Total	Electricity	Fuel/Heat	Total	Electricity	Fuel/Heat	Total
North Slope Borough ^a	--	--	\$2,446,876	--	--	\$2,273,710	--	--	\$2,452,182
Northwest Arctic Borough	\$1,667,603	\$1,077,854	\$2,745,457	\$1,727,720	\$1,059,497	\$2,787,217	\$1,979,800	\$1,203,000	\$3,182,800
Pelican ¹	\$13,000	\$26,632	\$39,632	\$13,000	\$33,300	\$46,300	\$13,000	\$55,000	\$68,000
Petersburg	\$170,959	\$199,573	\$370,532	\$170,156	\$244,897	\$415,053	\$189,000	\$360,000	\$549,000
Pribilof	--	--	--	--	--	--	--	--	--
Saint Mary's	\$80,300	\$55,000	\$135,300	\$85,600	\$57,200	\$142,800	\$98,500	\$80,100	\$178,600
Sitka Borough	\$281,607	\$216,892	\$498,499	\$289,753	\$301,243	\$590,996	--	--	--
Skagway	--	\$14,548	\$14,548	--	\$29,620	\$29,620	--	\$34,063	\$34,063
Southeast Island	--	--	\$130,262	\$132,498	\$82,342	\$214,840	--	--	--
Southwest Region	\$533,540	\$392,249	\$925,789	\$538,552	\$488,369	\$1,026,921	\$592,407	\$601,840	\$1,194,247
Tanana	--	--	--	--	--	\$57,351	--	--	--
Unalaska	--	--	\$357,913	--	--	\$448,221	--	--	\$550,000
Valdez	\$416,587	\$48,335	\$464,922	\$378,857	\$50,743	\$429,600	--	--	--
Wrangell	\$76,016	\$66,281	\$142,297	\$78,389	\$75,180	\$153,569	\$79,993	\$150,360	\$230,353
Yakutat ^b	\$112,300	\$37,679	\$149,979	\$92,139	\$26,471	\$118,610	--	--	--
Yukon Flats	--	--	\$606,592	--	--	\$635,253	--	--	\$730,540
Yukon/Koyukuk	\$402,116	\$132,337	\$534,453	\$407,864	\$216,608	\$624,472	\$432,219	\$232,733	\$664,952
Yupit	\$155,000	\$319,920	\$474,920	\$205,000	\$323,837	\$528,837	\$280,000	\$500,000	\$780,000
Mt. Edgecumbe High School	--	--	--	--	--	--	--	--	--
Total	\$22,969,965	\$11,846,200	\$42,881,963	\$24,368,520	\$13,488,887	\$46,490,226	\$23,793,581	\$15,718,842	\$45,488,900

Notes: * Figures for 2005-2006 are anticipated or budgeted costs. Many districts increased their projected expenditures for heat and electricity in recognition of the rise in oil prices after Hurricanes Katrina and Rita. 1. Figures for Annette Island School District for 2005-2006 are estimates, prorated based on nine months of invoices. 2. Bristol Bay figures for electrical include electricity and demand charge, fuel/heat includes waste heat and fuel surcharge. FY06 numbers are waste heat and electricity only. 3. Chugach figures for 2002-2003 and 2004-2005 are prorated based on partial year information. 4. Delta Greely School District pays nothing for heating the Ft. Greely School. 5. Kake City School District's electrical costs for 2003-2004 were about \$20,000 less than the previous year due to the purchase of a stand-by generator that allowed them to qualify for a lower rate. 6. North Slope Borough costs include in-kind contributions for fuel oil, 2004-2005 and 2005-2006 figures are budgeted amounts. 7. Pelican closed two buildings in 2003, and closed another in 2005. One building is used for storage, with minimal heat. 8. A portion of heating costs for Yakutat School District is from recovered heat from the power house, and is considered "in-kind."

Sources: Alaska School Districts

**Table 3: Increases in Energy Costs, 2004-2006--Comparison of Selected Rural Districts, Urban Districts,
and Regional Education Attendance Areas
(sorted by percentage change)**

District Names	2002-2003	2003-2004		2004-2005		2005-2006*		% Change from 2004- 2006
	Total	Total	% Change from Previous Year	Total	% Change from Previous Year	Total	% Change from Previous Year	
Rural Districts								
Hydaburg	--	\$113,312	--	\$182,316	61%	\$364,642	100%	222%
Skagway	\$26,182	\$14,548	(44%)	\$29,620	104%	\$34,063	15%	134%
Craig	--	\$154,443	--	\$167,563	8%	\$266,828	59%	73%
Pelican	\$37,360	\$39,632	6%	\$46,300	17%	\$68,000	47%	72%
Wrangell	--	\$142,297	--	\$153,569	8%	\$230,353	50%	62%
Unalaska	--	\$357,913	--	\$448,221	25%	\$550,000	23%	54%
Kake	--	\$121,848	--	\$147,412	21%	\$185,000	25%	52%
Petersburg	\$360,175	\$370,532	3%	\$415,053	12%	\$549,000	32%	48%
Denali Borough	\$188,937	\$225,205	19%	\$290,164	29%	\$316,543	9%	41%
Nenana	\$149,522	\$140,595	(6%)	\$146,104	4%	\$186,825	28%	33%
Saint Mary's	--	\$135,300	--	\$142,800	6%	\$178,600	25%	32%
Cordova	--	\$240,538	--	\$274,923	14%	\$315,000	15%	31%
Lake and Peninsula Borough	\$716,971	\$734,376	2%	\$744,215	1%	\$926,224	24%	26%
Galena	--	\$715,609	--	\$859,984	20%	\$895,473	4%	25%
Northwest Arctic Borough	\$2,514,032	\$2,745,457	9%	\$2,787,217	2%	\$3,182,800	14%	16%
Bristol Bay Borough	\$215,396	\$211,849	(2%)	\$219,162	3%	\$222,780	2%	5%
<i>Average</i>	<i>\$526,072</i>	<i>\$403,966</i>	<i>(2%)</i>	<i>\$440,914</i>	<i>21%</i>	<i>\$529,508</i>	<i>30%</i>	<i>58%</i>
Regional Education Attendance Areas								
Yupit	--	\$474,000	--	\$528,837	11%	\$780,000	47%	64%
Copper River	\$330,989	\$374,685	13%	\$408,811	9%	\$565,821	38%	51%
Kuspuk	--	\$269,010	--	\$270,493	1%	\$351,641	30%	31%
Delta/Greely	--	\$285,925	--	\$272,030	(5%)	\$369,920	36%	29%
Southwest Region	\$800,330	\$925,789	16%	\$1,026,921	11%	\$1,194,247	16%	29%
Lower Kuskokwim	\$2,584,123	\$2,773,343	7%	\$2,985,525	8%	\$3,456,044	16%	25%
Yukon/Koyukuk	\$641,427	\$534,453	(17%)	\$624,472	17%	\$664,952	6%	24%
Yukon Flats	\$497,349	\$606,592	22%	\$635,253	5%	\$730,540	15%	20%
Alaska Gateway	\$491,233	\$589,202	20%	\$651,747	11%	\$680,098	4%	15%
Lower Yukon	\$2,068,769	\$2,182,134	5%	\$2,071,796	(5%)	\$2,463,800	19%	13%
Iditarod Area	\$527,689	\$471,413	(11%)	\$449,048	(5%)	\$467,962	4%	(1%)
<i>Average</i>	<i>\$992,739</i>	<i>\$862,497</i>	<i>7%</i>	<i>\$902,267</i>	<i>5%</i>	<i>\$1,065,911</i>	<i>21%</i>	<i>27%</i>

Table 3: Increases in Energy Costs, 2004-2006--Comparison of Selected Rural Districts, Urban Districts, and Regional Education Attendance Areas (sorted by percentage change)

District Names	2002-2003	2003-2004		2004-2005		2005-2006*		% Change from 2004-2006
	Total	Total	% Change from Previous Year	Total	% Change from Previous Year	Total	% Change from Previous Year	
Urban Districts								
Fairbanks North Star Borough	\$2,936,327	\$3,147,062	7%	\$3,676,545	17%	\$4,959,264	35%	58%
Kenai Peninsula Borough	\$3,318,822	\$3,050,392	(8%)	\$3,461,327	13%	\$4,264,007	23%	40%
Juneau Borough	-	\$878,133	-	\$925,395	5%	\$1,225,000	32%	40%
Kodiak Island Borough	-	\$1,132,965	--	\$1,351,341	19%	\$1,456,633	8%	29%
Anchorage	--	\$9,140,384	--	\$9,578,690	5%	\$10,934,658	14%	20%
Average	\$3,278,25	\$3,469,787	(0%)	\$3,798,660	12%	\$4,567,912	22%	37%

Notes: *This table includes information only for those districts that provided 2005-2006 figures. Figures for 2005-2006 are anticipated or budgeted costs.

Sources: Alaska School Districts

Table 4: Anticipated Increases in Energy Costs for the 2005-2006 School Year--Comparison of Selected Rural Districts, Urban Districts, and Regional Education Attendance Areas (sorted by percentage change)

District Names	2002-2003	2003-2004		2004-2005		2005-2006*	
	Total	Total	% Change from Previous Year	Total	% Change from Previous Year	Total	% Change from Previous Year
Rural Districts							
Hydaburg	--	\$113,312	--	\$182,316	61%	\$364,642	100%
Craig	--	\$154,443	--	\$167,563	8%	\$266,828	59%
Wrangell	--	\$142,297	--	\$153,569	8%	\$230,353	50%
Pelican	\$37,360	\$39,632	6%	\$46,300	17%	\$68,000	47%
Petersburg	\$360,175	\$370,532	3%	\$415,053	12%	\$549,000	32%
Nenana	\$149,522	\$140,595	(6%)	\$146,104	4%	\$186,825	28%
Kake	--	\$121,848	--	\$147,412	21%	\$185,000	25%
Saint Mary's	--	\$135,300	--	\$142,800	6%	\$178,600	25%
Lake and Peninsula Borough	\$716,971	\$734,376	2%	\$744,215	1%	\$926,224	24%
Unalaska	--	\$357,913	--	\$448,221	25%	\$550,000	23%
Skagway	\$26,182	\$14,548	(44%)	\$29,620	104%	\$34,063	15%
Cordova	--	\$240,538	--	\$274,923	14%	\$315,000	15%
Northwest Arctic Borough	\$2,514,032	\$2,745,457	9%	\$2,787,217	2%	\$3,182,800	14%
Denali Borough	\$188,937	\$225,205	19%	\$290,164	29%	\$316,543	9%
Galena	--	\$715,609	--	\$859,984	20%	\$895,473	4%
Bristol Bay Borough	\$215,396	\$211,849	(2%)	\$219,162	3%	\$222,780	2%
Average	\$526,072	\$403,966	(2%)	\$440,914	21%	\$529,508	30%
Regional Education Attendance Areas							
Yupit	--	\$474,920	--	\$528,837	11%	\$780,000	47%
Copper River	\$330,989	\$374,685	13%	\$408,811	9%	\$565,821	38%
Delta/Greely	--	\$285,923	--	\$272,030	(5%)	\$369,920	36%
Kuspuk	--	\$269,014	--	\$270,493	1%	\$351,641	30%
Lower Yukon	\$2,068,769	\$2,182,134	5%	\$2,071,796	(5%)	\$2,463,800	19%
Southwest Region	\$800,330	\$925,789	16%	\$1,026,921	11%	\$1,194,247	16%
Lower Kuskokwim	\$2,584,123	\$2,773,343	7%	\$2,985,525	8%	\$3,456,044	16%
Yukon Flats	\$497,349	\$606,592	22%	\$635,253	5%	\$730,540	15%
Yukon/Koyukuk	\$641,427	\$534,453	(7%)	\$624,472	17%	\$664,952	6%
Alaska Gateway	\$491,233	\$589,202	20%	\$651,747	11%	\$680,098	4%
Iditarod Area	\$527,689	\$471,413	(11%)	\$449,048	(5%)	\$467,962	4%
Average	\$992,739	\$862,497	7%	\$902,267	5%	\$1,065,911	21%

Table 4: Anticipated Increases in Energy Costs for the 2005-2006 School Year--Comparison of Selected Rural Districts, Urban Districts, and Regional Education Attendance Areas (sorted by percentage change)

District Names	2002-2003	2003-2004		2004-2005		2005-2006*	
	Total	Total	% Change from Previous Year	Total	% Change from Previous Year	Total	% Change from Previous Year
Urban Districts							
Fairbanks North Star Borough	\$2,936,827	\$3,147,062	7%	\$3,676,545	17%	\$4,959,264	35%
Juneau Borough	—	\$878,133	--	\$925,395	5%	\$1,225,000	32%
Kenai Peninsula Borough	\$3,318,822	\$3,050,392	(8%)	\$3,461,327	13%	\$4,264,007	23%
Anchorage	—	\$9,140,384	--	\$9,578,690	5%	\$10,934,658	14%
Kodiak Island Borough	—	\$1,132,965	--	\$1,351,341	19%	\$1,456,633	8%
<i>Average</i>	<i>\$3,127,825</i>	<i>\$3,469,787</i>	<i>(0%)</i>	<i>\$3,798,660</i>	<i>12%</i>	<i>\$4,567,912</i>	<i>22%</i>

Notes: *This table includes information only for those districts that provided 2005-2006 figures. Figures for 2005-2006 are anticipated or budgeted costs.

Sources: Alaska School Districts

Web posted October 21, 2005

Skyrocketing oil costs put squeeze on school budgets

District may have to pay \$245,000 more in 2006 to heat schools

By ERIC MORRISON

JUNEAU EMPIRE

Homeowners are not the only ones feeling the pinch of increased fuel costs this year. The Juneau School District is looking at heating bills hundreds of thousands of dollars higher.

At the School Board meeting Tuesday night, Director of Administrative Services David Means presented the anticipated fuel costs the district will face to heat the schools this fiscal year. Means told the board he anticipates fuel costs could be as high as \$585,000, depending on the Oil Price Information Service price and the amount of fuel consumed this coming winter.

The school district goes through the city's oil bid process, which is supplied by Petro Marine Services at the OPIS rate plus operating and transportation costs for any given day fuel is purchased.

The district spent \$301,111 for heating fuel for fiscal year 2004, and \$354,562 for fiscal year 2005. The school district has budgeted \$340,000 for fiscal year 2006, nearly a quarter of a million dollars less than officials are now anticipating.

"It's obviously a concern and that's why we brought it to the board so the board wouldn't be taken by surprise and so that we can be proactive at both the local and state levels," said Superintendent Peggy Cowan.

She said the board is looking at solutions to deal with the increased fuel costs, and will be revising the budget after Oct. 28 following the end of the "count period," in what she called a normal budget revision cycle.

Cowan said it is too early to see if the increase in fuel costs will affect any school programs.

"The board hasn't made that decision," she said.

The staff will make recommendations, but ultimately it will be the School Board's decision, Cowan said.

"We're trying to make the most accurate predictions and projections that we can and we will return to the board with what we think is the most responsible decision," she said. "We are looking at multiple ways to address it, which include energy saving measures, strategies for different revenues, and then appropriate budget allocation."

Means told the board Tuesday, that if the projection is correct, heating fuel costs have increased over 400 percent since fiscal year 1999.

Bob Cox, senior vice president of supply and distribution for Petro Marine Services, said he has done some personal analysis of heating fuel cost increases since last year and has found a significant difference.

"On average it's gone up 40 percent," he said.

Cox was unable to give the current OPIS rates because it is a subscriber database that is confidential to nonmembers. Still, customers are privy to this information to verify that they are billed accurately, said Cox.

Cox said the "ballpark" wholesale figures for heating fuel these days is over \$2.50 per gallon, before transportation, profit and operating costs. He said it might be more than \$3 per gallon by the time it gets to the customer.

The school district paid as little as 94 cents per gallon to as high as \$2.53 during fiscal year 2005. Costs also depend on size of order and type of heating fuel, with No. 1 generally being more expensive than heating fuel No. 2.

"A fair amount of the increase this year has been due to some extraordinary one-time factors like the war in the Middle East ... hurricanes in the Gulf Coast, which has affected refinery levels, and I expect those will go away and not be as much of a factor next year," he said.

Juneau-Douglas High School was the most expensive school, and the largest, to heat for the 2005 fiscal year. Between June 11, 2004 and June 13, 2005 a total of 63,510.95 gallons of heating oil were purchased for \$106,025.34.

Gastineau Elementary School was the most expensive primary school to heat for fiscal year 2005, costing the district \$45,273.61 between July 28, 2004 and June 9, 2005 for 27,146.40 gallons of fuel.

Mendenhall River Elementary School has both electric and fuel boilers and used 1,796.80 gallons of fuel in two deliveries costing the district \$3,554.48 last fiscal year.

Cowan said members of the School Board will be attending the Association of Alaska School Boards meeting in Anchorage Nov. 3-6 and will be discussing a resolution of fuel costs that will eventually be presented to the legislature.

Web posted October 21, 2005

Murkowski: Funds to heat villages at the top of his list

By ANDREW PETTY
JUNEAU EMPIRE

Increasing funding for villages suffering from the rising costs of heating fuel and gasoline will top the governor's rural legislative agenda next session, he said.

In a speech to the Alaska Federation of Natives in Fairbanks on Thursday, Gov. Frank Murkowski said he will ask for a supplemental appropriation to fully fund the state's Power Cost Equalization program for the remainder of this fiscal year and request that lawmakers also fully fund it for the following year.

"I know what's on your minds and clearly it's the high cost of heating oil," he said.

To offset energy costs, the assistance is available to qualifying municipalities. Currently it helps more than 78,000 Alaskans in 182 communities.

During the last session, lawmakers approved \$18.75 million in the operating budget for the program, coming up short of the governor's request for \$21.5 million.

Murkowski will ask for an additional \$3 million when legislators take up the 2006 fiscal year supplemental budget. Last session, the supplemental was approved in March, but the governor said he hopes the next one will be approved as soon as possible.

The governor said he will ask for a larger amount in the 2007 fiscal year budget at \$25 million, which will go to a final vote at the end of next year's session.


For a number of years, the program had not been funded up to its maximum level.

Rural areas are paying about twice as much for fuel as what their urban counterparts pay. The governor said in King Salmon fuel costs \$4.89 a gallon and gasoline is at \$4.49. The same day in Anchorage, diesel was almost half - \$2.83, and gasoline was \$2.59, he said.

Grants given to residents this year are not buying as much fuel as before. An average grant of \$1,200 to an eligible family in Nome two years ago could purchase 650 gallons of heating fuel, Murkowski said. This winter, the same \$1,200 buys only 339 gallons.

Many villages also rely on diesel generators for electricity. Gustavus residents are paying some of the highest rates in the state and perhaps the nation at 53 cents per kilowatt hour.

Full funding for the PCE program will mean about \$200 more for each household in qualifying communities, according to the governor.



Murkowski said he will also seek \$6.5 million for Small Municipality Energy Assistance, a state program, and add \$9 million of state money to the federal Low Income Home Energy Assistance program.

An energy bill that passed this summer in Washington, D.C., contains \$50 million for energy assistance in Alaska, spread out over 10 years at \$5 million each. The funding was given to the Denali Commission.

Murkowski said he will ask the Legislature to match the funding with another \$50 million so the state does not have to dip into general state revenues again in the near future. Matching the energy bill is not required to get the funding.

- Andrew Petty can be reached at andrew.petty@juneauempire.com.

Alaska Department of Education and Early Development
Assessment and Accountability

District Enrollment as of October 1, 2005
FY2006

District	Pre- Elem.	KG	1	2	3	4	5	6	7	8	9	10	11	12	Total KG-12	Total PE-12
Alaska Gateway Schools	5	18	35	35	27	31	32	33	25	32	42	35	43	34	422	427
Aleutian Region Schools	0	3	2	4	1	7	5	3	1	6	4	4	2	3	45	45
Aleutians East Borough Schools	27	20	21	17	17	23	25	15	18	21	27	12	13	15	244	271
Anchorage Schools	454	3745	3790	3620	3624	3586	3718	3788	3903	4020	3945	4046	3611	3874	49260	49714
Annette Island Schools	6	30	17	22	15	18	20	21	20	29	29	29	16	27	293	299
Bering Strait Schools	18	143	107	151	107	123	119	114	139	145	120	123	145	126	1662	1680
Bristol Bay Borough Schools	5	14	8	7	11	24	18	12	15	9	12	17	16	13	176	181
Chatham Schools	0	23	13	13	13	6	15	10	18	27	25	16	19	13	211	211
Chugach Schools	22	15	29	24	20	21	10	14	10	11	22	8	18	17	219	241
Copper River Schools	3	37	58	38	47	61	42	41	38	49	55	47	55	51	619	622
Cordova City Schools	5	21	21	36	29	38	25	35	38	41	38	44	39	40	445	450
Craig City Schools	9	46	71	52	83	79	61	57	52	69	68	60	52	37	787	796
Delta/Greely Schools	19	80	84	71	93	89	94	94	106	144	138	143	149	121	1406	1425
Denali Borough Schools	3	33	45	46	61	48	48	49	54	51	51	52	49	40	627	630
Dillingham City Schools	7	50	39	41	41	46	37	30	37	41	54	50	50	28	544	551
Fairbanks North Star Borough Schools	164	1194	1108	1052	1064	1059	1088	1054	1109	1136	1242	1175	1146	1086	14513	14677
Galena City Schools	0	308	301	320	307	291	296	315	287	301	253	251	231	191	3652	3652
Haines Borough Schools	4	16	21	24	18	22	20	23	29	21	21	39	19	18	291	295
Hoonah City Schools	5	10	8	12	9	12	9	12	13	11	26	15	16	11	164	169
Hydaburg City Schools	2	7	0	9	3	6	5	5	9	5	4	8	5	6	72	74
Iditarod Area Schools	3	23	25	19	23	19	24	28	31	32	33	27	25	24	333	336
Juneau Borough Schools	55	321	356	337	384	364	359	386	445	417	562	513	415	359	5218	5273
Kake City Schools	0	8	4	14	7	4	10	1	10	13	7	10	17	11	116	116
Kashunamiut Schools	1	28	26	24	21	24	22	32	23	31	39	23	21	15	329	330
Kenai Peninsula Borough Schools	113	614	689	641	677	626	699	716	763	803	888	844	815	724	9499	9612
Ketchikan Gateway Borough Schools	91	162	180	151	177	158	137	200	155	202	213	191	193	155	2274	2365
Klawock City Schools	2	7	9	9	8	15	10	8	9	15	18	10	10		134	136
Kodiak Island Borough Schools	21	191	205	183	182	201	202	200	210	211	238	247	219	239	2728	2749

District	Pre- Elem.	KG	1	2	3	4	5	6	7	8	9	10	11	12	Total KG-12	Total PE-12
Kuspuk Schools	0	36	24	38	29	25	28	32	28	41	29	42	29	37	418	418
Lake & Peninsula Borough Schools	22	21	22	31	25	25	32	28	39	29	30	27	38	47	394	416
Lower Kuskokwim Schools	205	421	343	397	337	319	290	352	315	304	327	219	179	131	3934	4139
Lower Yukon Schools	13	198	183	173	185	143	141	143	158	154	139	138	138	106	1999	2012
Mat-Su Borough Schools	157	1135	1087	1053	1092	1091	1172	1249	1196	1283	1381	1373	1247	990	15349	15506
Mt. Edgecumbe High School	0	0	0	0	0	0	0	0	0	0	117	112	96	70	395	395
Nenana City Schools	10	27	47	39	43	46	49	42	34	47	77	80	80	80	691	701
Nome City Schools	6	60	63	45	58	58	52	51	56	88	75	64	46	41	761	767
North Slope Borough Schools	231	154	115	115	113	120	124	98	145	126	214	146	132	108	1710	1941
Northwest Arctic Borough Schools	130	150	165	170	159	143	132	176	119	206	197	162	117	122	2019	2149
Pelican City Schools	0	2	0	1	1	2	2	3	1	1	0	1	0	0	14	14
Petersburg City Schools	6	42	45	35	40	42	47	24	64	42	57	51	49	54	592	598
Pribilof Schools	2	9	7	11	10	5	11	10	5	18	9	8	7	4	114	116
Saint Mary's Schools	11	15	12	13	16	13	9	13	17	15	15	11	8	7	164	175
Sitka Borough Schools	38	135	127	91	86	113	101	131	127	103	107	123	123	111	1478	1516
Skagway City Schools	0	6	7	8	5	5	8	9	9	11	7	12	12	6	105	105
Southeast Island Schools	0	16	17	16	13	14	13	17	11	17	14	21	17	19	205	205
Southwest Region Schools	5	46	50	45	61	56	47	68	54	68	56	39	34	44	668	673
Tanana Schools	0	2	5	3	5	5	3	3	4	6	8	7	5	11	67	67
Unalaska Schools	4	33	29	36	38	23	29	38	25	30	14	41	31	31	398	402
Valdez Schools	11	46	54	62	57	55	52	63	50	73	63	90	51	74	790	801
Wrangell Public Schools	5	16	31	18	27	19	38	33	33	29	34	32	27	31	368	373
Yakutat Schools	1	6	9	4	10	7	7	12	11	11	15	17	11	14	134	135
Yukon Flats Schools	1	27	22	25	16	22	18	18	22	26	24	16	17	19	272	273
Yukon/Koyukuk Schools	8	129	123	118	109	110	95	103	148	137	168	132	113	119	1604	1612
Yupik Schools	4	35	37	41	37	33	29	30	38	35	54	32	29	18	448	452
Statewide total	1914	9934	9887	9564	9641	9495	9679	10042	10276	10793	11405	11035	10045	9578	131374	133288

Alaska Department of Education and Early Development
Assessment and Accountability

District Enrollment as of October 1, 2006
FY2007

District	Pre- Elem.	KG	1	2	3	4	5	6	7	8	9	10	11	12	Total KG-12	Total PE-12
Alaska Gateway Schools	8	35	19	32	40	27	31	34	35	21	28	46	30	35	413	421
Aleutian Region Schools	0	2	2	2	5	0	5	6	3	4	5	2	4	2	42	42
Aleutians East Borough Schools	35	14	24	17	16	13	22	22	19	16	20	19	19	11	232	267
Anchorage Schools	486	3721	3725	3787	3592	3595	3540	3665	3807	3863	3942	3899	3823	3785	48744	49230
Annette Island Schools	1	25	31	17	22	16	21	17	21	16	25	33	28	14	286	287
Bering Strait Schools	16	167	128	106	146	122	118	117	109	137	143	108	111	164	1676	1692
Bristol Bay Borough Schools	1	11	16	12	12	12	25	19	15	15	11	9	17	14	188	189
Chatham Schools	0	16	21	15	12	13	7	9	13	22	29	17	14	14	202	202
Chugach Schools	8	27	12	31	17	19	20	11	8	11	12	16	2	19	205	213
Copper River Schools	2	41	33	52	32	43	53	34	44	38	51	50	50	48	569	571
Cordova City Schools	9	26	17	23	36	31	30	30	30	39	44	33	40	37	416	425
Craig City Schools	9	58	53	68	53	84	74	63	63	49	50	58	51	40	764	773
Delta-Greely Schools	14	89	77	86	74	84	106	101	93	112	106	126	218	107	1379	1393
Denali Borough Schools	5	31	29	29	50	53	42	46	48	51	45	58	38	34	554	559
Dillingham City Schools	8	46	44	39	35	39	39	38	35	38	46	49	43	45	536	541
Fairbanks North Star Borough Schools	197	1109	1255	1108	1053	1069	1083	1111	1088	1091	1195	1252	1102	1304	14820	15017
Galena City Schools	0	303	321	310	323	297	308	294	309	280	270	250	243	238	3752	3752
Haines Borough Schools	6	16	15	18	23	20	24	28	22	26	25	23	40	17	297	303
Hoonah City Schools	3	7	11	5	12	8	11	8	13	11	13	16	16	21	152	155
Hydaburg City Schools	0	9	5	3	9	2	6	6	6	9	5	4	7	10	81	81
Iditarod Area Schools	2	26	18	29	12	28	13	28	33	32	32	29	31	27	338	340
Juneau Borough Schools	54	339	360	359	341	386	362	354	398	450	460	518	472	362	5161	5215
Kake City Schools	0	5	6	4	13	6	5	8	0	11	14	7	8	18	105	105
Kashunamiut Schools	7	27	23	25	26	20	31	21	36	24	31	19	33	20	336	343
Kenai Peninsula Borough Schools	114	642	628	682	664	684	640	717	728	748	933	871	768	756	9461	9575
Ketchikan Gateway Borough Schools	92	139	159	171	144	170	157	137	211	162	213	198	171	197	2229	2321
Klawock City Schools	2	6	10	8	9	9	14	11	8	11	22	16	8	9	141	143
Kodiak Island Borough Schools	30	169	188	204	199	191	196	204	194	188	215	224	240	219	2631	2661
Kuspuk Schools	0	33	33	24	38	28	21	21	29	27	33	28	40	44	399	399

District	Elem.	KG	1	2	3	4	5	6	7	8	9	10	11	12	KG-12	PE-12
Lake and Peninsula Borough Schools	39	18	23	21	32	24	25	37	24	36	29	31	32	48	380	419
Lower Kuskokwim Schools	0	423	381	420	340	292	317	294	334	308	392	231	158	137	4027	4027
Lower Yukon Schools	14	162	190	180	166	180	135	134	140	148	145	131	127	127	1965	1979
Mat-Su Borough Schools	183	1128	1172	1129	1130	1158	1149	1249	1308	1217	1422	1321	1210	1169	15762	15945
Mount Edgecumbe High School	0	0	0	0	0	0	0	0	0	0	104	129	103	75	411	411
Nenana City Schools	9	29	37	35	27	41	38	39	36	33	67	87	78	85	632	641
Nome Public Schools	4	55	60	61	49	49	66	52	55	55	97	68	47	39	753	757
North Slope Borough Schools	243	119	146	112	112	106	117	110	99	136	174	139	133	113	1616	1859
Northwest Arctic Borough Schools	150	145	153	175	160	143	136	139	135	131	263	159	110	112	1961	2111
Pelican City Schools	0	0	0	0	0	1	1	2	3	3	1	1	0	2	14	14
Petersburg City Schools	4	48	43	40	37	39	48	48	27	64	42	54	53	46	589	593
Pribilof Schools	1	12	12	11	10	12	5	11	10	8	10	11	6	4	122	123
Saint Marys Schools	0	14	12	11	14	16	15	11	16	17	17	15	14	14	186	186
Sitka Borough Schools	26	124	119	117	95	89	118	103	138	124	104	112	117	103	1463	1489
Skagway City Schools	1	11	4	8	5	4	4	10	7	9	11	6	16	2	97	98
Southeast Island Schools	4	9	12	15	11	14	11	10	19	10	22	21	11	18	183	187
Southwest Region Schools	3	48	43	48	49	60	60	46	76	53	71	43	31	45	673	676
Tanana Schools	2	3	1	6	3	3	4	2	2	4	5	6	6	7	52	54
Unalaska City Schools	4	35	31	27	34	35	26	27	41	26	25	16	34	28	385	389
Valdez City Schools	10	59	48	50	50	58	55	53	64	47	74	57	78	53	746	756
Wrangell City Schools	3	28	19	26	21	24	16	39	33	33	27	36	29	23	354	357
Yakutat City Schools	0	9	6	7	4	10	6	8	11	10	14	10	12	10	117	117
Yukon Flats Schools	10	18	27	22	29	20	19	21	18	22	25	20	17	16	274	284
Yukon-Koyukuk Schools	12	161	119	115	105	101	103	84	105	120	146	117	105	125	1446	1458
Yupit Schools	1	58	30	43	27	41	32	29	35	33	32	40	32	27	459	460
Grand Total	1832	9795	9951	9945	9518	9589	9510	9718	10154	10155	11337	10839	10226	10039	130776	132608

Alaska Department of Education and Early Development
Assessment and Accountability

District Enrollment as of October 1, 2007
FY2008

District	Pre- Elem.	KG	1	2	3	4	5	6	7	8	9	10	11	12	Total KG-12	Total PE-12
Alaska Gateway Schools	6	34	36	22	34	38	35	27	36	26	24	30	37	26	405	411
Aleutian Region Schools	0	3	2	3	3	4	2	3	4	2	3	5	2	2	38	38
Aleutians East Borough Schools	29	20	17	22	20	17	17	26	27	18	16	14	21	19	254	283
Anchorage Schools	487	3695	3642	3699	3738	3513	3571	3540	3709	3792	3839	3937	3727	3968	48370	48857
Annette Island Schools	4	22	23	28	15	21	19	21	18	22	16	25	26	30	286	290
Bering Strait Schools	11	154	156	121	108	134	119	111	121	102	122	124	102	175	1649	1660
Bristol Bay Borough Schools	0	11	14	14	13	12	10	23	20	14	15	11	8	18	183	183
Chatham Schools	0	10	15	14	12	14	16	6	12	9	16	25	13	11	173	173
Chugach Schools	5	24	25	16	29	19	17	23	11	8	19	17	19	10	237	242
Copper River Schools	8	33	40	25	46	32	42	46	34	46	39	47	52	45	527	535
Cordova City Schools	5	31	29	19	23	38	31	30	31	29	39	38	28	40	406	411
Craig City Schools	10	47	69	58	66	65	80	63	57	55	57	39	39	49	744	754
Delta-Greely Schools	16	89	83	79	86	65	76	88	101	101	100	108	171	94	1241	1257
Denali Borough Schools	2	60	47	50	47	55	65	61	55	57	39	44	40	26	646	648
Dillingham City Schools	8	31	43	42	43	32	37	36	38	27	51	50	35	39	504	512
Fairbanks North Star Borough Schools	196	1085	1084	1145	1058	1008	1030	1031	1071	1041	1071	1140	1111	1156	14031	14227
Galena City Schools	0	271	310	321	319	319	291	292	282	287	268	290	249	298	3797	3797
Haines Borough Schools	2	31	20	19	17	23	20	23	28	29	26	24	23	34	317	319
Hoonah City Schools	0	8	8	11	5	11	10	10	8	14	9	10	13	17	134	134
Hydaburg City Schools	0	4	7	6	5	10	1	7	7	7	8	3	4	8	77	77
Iditarod Area Schools	3	16	23	16	25	22	22	15	29	29	32	23	30	24	306	309
Juneau Borough Schools	67	319	360	353	365	351	372	368	355	386	504	443	449	417	5042	5109
Kake City Schools	2	10	7	6	4	11	6	5	8	3	13	12	9	6	100	102
Kashunamiut Schools	12	25	26	23	22	25	16	26	19	27	25	34	19	30	317	329
Kenai Peninsula Borough Schools	111	643	645	636	694	662	713	649	742	731	876	895	797	692	9375	9486
Ketchikan Gateway Borough Schools	107	155	142	156	170	140	170	158	151	195	165	198	177	190	2167	2274
Klawock City Schools	1	15	7	10	8	8	8	13	8	12	10	15	13	9	136	137
Kodiak Island Borough Schools	27	199	183	206	205	198	199	207	199	203	209	215	215	224	2662	2689
Kuspuk Schools	1	29	29	36	24	35	25	21	23	30	27	35	26	47	387	388

District	Pre- Elem.	KG	1	2	3	4	5	6	7	8	9	10	11	12	Total KG-12	Total PE-12
Lake and Peninsula Borough Schools	37	23	13	26	20	31	26	28	32	33	35	29	31	46	373	410
Lower Kuskokwim Schools	19	354	387	465	334	316	279	303	314	306	401	217	155	142	3973	3992
Lower Yukon Schools	15	139	171	193	181	167	179	134	145	133	136	140	139	173	2030	2045
Mat-Su Borough Schools	131	1125	1181	1217	1159	1165	1182	1217	1283	1299	1280	1301	1597	1022	16028	16159
Mount Edgecumbe High School	0	0	0	0	0	0	0	0	0	0	86	105	127	87	405	405
Nenana City Schools	14	35	34	37	41	33	38	35	41	32	81	95	281	99	882	896
Nome Public Schools	5	52	53	60	60	49	45	63	49	51	61	79	55	45	722	727
North Slope Borough Schools	255	142	118	142	108	113	102	113	108	107	186	116	137	117	1609	1864
Northwest Arctic Borough Schools	9	147	163	149	173	163	138	139	126	131	195	183	119	107	1933	1942
Pelican City Schools	0	1	4	0	0	0	1	1	2	3	2	1	1	0	16	16
Petersburg City Schools	6	41	37	42	36	37	37	47	46	27	61	43	49	49	552	558
Pribilof Schools	1	12	13	6	8	8	13	4	13	8	5	11	6	4	111	112
Saint Marys Schools	2	14	13	17	13	14	16	15	8	13	18	13	18	15	187	189
Sitka Borough Schools	14	103	117	116	104	93	82	112	100	123	130	96	93	117	1386	1400
Skagway City Schools	4	8	9	6	8	3	8	8	8	9	10	10	4	15	106	110
Southeast Island Schools	3	6	4	13	8	13	13	15	12	16	12	16	17	6	151	154
Southwest Region Schools	9	49	45	49	43	48	61	58	51	68	72	43	32	39	658	667
Tanana Schools	2	1	3	4	7	5	3	4	3	3	4	7	8	6	58	60
Unalaska City Schools	3	43	34	25	24	30	36	29	31	41	26	25	13	30	387	390
Valdez City Schools	13	49	57	48	46	55	56	51	50	60	51	67	56	70	716	729
Wrangell City Schools	5	22	23	20	21	18	26	19	38	34	33	27	34	30	345	350
Yakutat City Schools	2	7	6	6	11	4	9	8	5	13	16	10	10	15	120	122
Yukon Flats Schools	0	30	19	28	19	27	24	19	21	20	18	18	19	20	282	282
Yukon-Koyukuk Schools	10	105	90	115	107	114	93	88	103	90	94	114	122	107	1342	1352
Yupit Schools	0	43	49	43	27	32	40	36	28	31	68	22	21	27	467	467
Grand Total	1679	9625	9735	9983	9762	9420	9527	9475	9821	9953	10719	10639	10599	10092	129350	131029



Health, Education, and Social Services Committee
Alaska State Legislature
House of Representatives
Representative Peggy Wilson - Chair

Ms. Theresa Tanoury
Casey Family Programs
1300 Dexter Avenue North, Floor 3
Seattle, WA 98109-3542

Dear Ms. Tanoury,

The House Health Education and Social Services committee would like to have Amanda Metivier and you to be available for questions relating to House Bill 358.

The committee hearing is Tuesday, March 18 at 3:00 p.m. and there is teleconferencing available if you need it.

Sincerely,

A handwritten signature in cursive script that reads "Peggy Wilson".

Rep. Peggy Wilson
Chair, House HESS

866-890-0044