

**SB**

**72**

**HFIN**

**FILE**

# HOUSE COMMITTEE REPORT

(11)

Date Referred to Committee: May 11, 2007

FURTHER REFERRALS:

Date of Committee Action: 3/3/08

The FINANCE Committee considered:

CSSB 72(FIN)

CS FOR SENATE BILL NO. 72(FIN)

COMMUNITY REVENUE SHARING

"An Act relating to the community revenue sharing program; and providing for an effective date."

Recommends it be replaced with  HCS or  CS for CS SB 72 (FIN)  
 For Senate Bills with new title:  Technical Title  New Title: HCR  Same Title  New Title

- attach amendments
- add new referral to \_\_\_\_\_ Committee
- Letter of Intent \_\_\_\_\_ Committee

List of Abbrev for Depts:  
 ADM  
 CED  
 COR  
 CRT  
 EED  
 DEC  
 DFG  
 GOV  
 HSS  
 LWF  
 LAW  
 LEG  
 MVA  
 DNR  
 DPS  
 REV  
 DOT  
 UA

<u>NEW FISCAL NOTES</u>				
*Assigned by Chief Clerk's Office				
List by Dept(s):	*FN#	Fiscal	Indet.	Zero
ADM				✓
DNR				✓
HFC		✓		

<u>PREVIOUS FISCAL NOTES</u>				
List by Dept(s):	FN#	Fiscal	Indet.	Zero

Signing with recommendations	Printed Last Name	DP	DNP	NR	AM
<i>Michael Hamer</i>	Hamber	★			
<i>Harry Crawford Jr.</i>	CRAWFORD	X			
<i>Bill Stoltz</i>	STOLTZ			X	
<i>Bill Toule</i>	Toule	X			
<i>Thomas Nelson</i>	Thomas NELSON	✓			✓
<i>Michael Kelly</i>	KELLY		X		
Chair: <i>K. Meyer</i>	Meyer	X			
Chair: <i>Mike Chenault</i>	Chenault	X			

# FISCAL NOTE

STATE OF ALASKA  
2008 LEGISLATIVE SESSION

Fiscal Note Number: \_\_\_\_\_  
Bill Version: SB 072a  
( ) Publish Date: \_\_\_\_\_

Identifier (file name): SB072-DOA-DOF-11-28-07 Dept. Affected: Administration  
Title: An act relating to the community revenue sharing program RDU: Centralized Admin Services  
Sponsor: Senate C&RA Committee Component: Finance  
Requester: Finance Component Number: 59

**Expenditures/Revenues** (Thousands of Dollars)

Note: Amounts do not include inflation unless otherwise noted below.

	Appropriation Required	Information						
		FY 2009	FY 2009	FY 2010	FY 2011	FY 2012	FY 2013	FY 2014
<b>OPERATING EXPENDITURES</b>								
Personal Services								
Travel								
Contractual								
Supplies								
Equipment								
Land & Structures								
Grants & Claims								
Miscellaneous								
<b>TOTAL OPERATING</b>		<b>0.0</b>	<b>0.0</b>	<b>0.0</b>	<b>0.0</b>	<b>0.0</b>	<b>0.0</b>	<b>0.0</b>

<b>CAPITAL EXPENDITURES</b>								
-----------------------------	--	--	--	--	--	--	--	--

<b>CHANGE IN REVENUES ( )</b>								
-------------------------------	--	--	--	--	--	--	--	--

**FUND SOURCE** (Thousands of Dollars)

1002 Federal Receipts								
1003 GF Match								
1004 GF								
1005 GF/Program Receipts								
1037 GF/Mental Health								
Other Interagency Receipts								
<b>TOTAL</b>		<b>0.0</b>	<b>0.0</b>	<b>0.0</b>	<b>0.0</b>	<b>0.0</b>	<b>0.0</b>	<b>0.0</b>

Estimate of any current year (FY2008) cost: \_\_\_\_\_

**POSITIONS**

Full-time								
Part-time								
Temporary								

**ANALYSIS:** (Attach a separate page if necessary)

Establishing funds created by legislation such as this is in the normal course of business for the Division of Finance.

Prepared by: Kim Garner  
Division: Finance  
Approved by: Kevin Brooks, Deputy Commissioner  
Department of Administration

Phone 465-3435  
Date/Time 11/28/07 5:00 PM  
Date 11/30/2007

# FISCAL NOTE

STATE OF ALASKA  
2008 LEGISLATIVE SESSION

Fiscal Note Number: \_\_\_\_\_  
Bill Version: HCSCSS372(CRA)  
( ) Publish Date: \_\_\_\_\_

Identifier (file name): SB072HCSCS(CRA)-DNR-CO-02-13-08 Dept. Affected: Natural Resources  
Title: Community Revenue Sharing RDU: Resource Development  
Sponsor: Senate Community & Regional Affairs Committee Component: Commissioner's Office  
Requester: House Finance Component Number: 423

**Expenditures/Revenues** (Thousands of Dollars)

Note: Amounts do not include inflation unless otherwise noted below.

	Appropriation Required	Information					
		FY 2009	FY 2010	FY 2011	FY 2012	FY 2013	FY 2014
<b>OPERATING EXPENDITURES</b>							
Personal Services							
Travel							
Contractual							
Supplies							
Equipment							
Land & Structures							
Grants & Claims							
Miscellaneous							
<b>TOTAL OPERATING</b>	<b>0.0</b>	<b>0.0</b>	<b>0.0</b>	<b>0.0</b>	<b>0.0</b>	<b>0.0</b>	<b>0.0</b>

<b>CAPITAL EXPENDITURES</b>							
<b>CHANGE IN REVENUES ( )</b>							

**FUND SOURCE** (Thousands of Dollars)

	FY 2009	FY 2010	FY 2011	FY 2012	FY 2013	FY 2014
1002 Federal Receipts						
1003 GF Match						
1004 GF						
1005 GF/Program Receipts						
1037 GF/Mental Health						
Other Interagency Receipts						
<b>TOTAL</b>	<b>0.0</b>	<b>0.0</b>	<b>0.0</b>	<b>0.0</b>	<b>0.0</b>	<b>0.0</b>

Estimate of any current year (FY2008) cost: \_\_\_\_\_

**POSITIONS**

	FY 2009	FY 2010	FY 2011	FY 2012	FY 2013	FY 2014
Full-time						
Part-time						
Temporary						

**ANALYSIS:** (Attach a separate page if necessary)

Sec. 29.60.850 of the bill directs the Department of Revenue to deposit the lesser of \$50.0 million or 3% of money received by the state during the preceding fiscal year from mineral lease rentals, royalties, royalty sale proceeds, federal mineral revenue sharing payments and bonuses into a Community Revenue Sharing Fund.

Using the Department of Revenue's 2007 Fall Revenue Source Book for pertinent royalty estimates, the lesser of the two alternatives indicates the \$50.0 million annual appropriation. Please see page two for estimates of royalties both unrestricted and restricted that would be redirected to the community revenue sharing fund under this legislation if the \$50.0 million lesser amount were not identified in new AS 29.60.50(a)(1).

Prepared by: Melanie Lesh, Special Assistant/Legislative Liaison  
Division: Commissioner's Office  
Approved by: Tom Irwin, Commissioner  
Natural Resources

Phone: 465-4730  
Date/Time: February 13, 2008  
Date: February 13, 2008

FISCAL NOTE

STATE OF ALASKA  
2008 LEGISLATIVE SESSION

BILL NO. HCSCSSB72(CRA)

ANALYSIS CONTINUATION

Fiscal Year	*Unrestricted Oil & Gas Royalties	**Restricted Oil & Gas Royalties	***Other Mineral Lease Rentals & Royalties	TOTAL Estimated Revenue	**** 3%
FY08	1,833,600.0	627,700.0	5,181.6	2,466,481.6	73,994.4
FY09	1,566,100.0	536,100.0	5,181.6	2,107,381.6	63,221.4
FY10	1,511,700.0	517,500.0	5,181.6	2,034,381.6	61,031.4
FY11	1,501,200.0	513,900.0	5,181.6	2,020,281.6	60,608.4
FY12	1,503,700.0	514,700.0	5,181.6	2,023,581.6	60,707.4
FY13	1,504,400.0	515,000.0	5,181.6	2,024,581.6	60,737.4
FY14	1,496,300.0	512,200.0	5,181.6	2,013,681.6	60,410.4

Assumptions/Notes:

Dollars in thousands for fiscal note formatting.

\* Forecast from Dept. of Revenue Fall 2007 Revenue Sources Book, figure A-4B

\*\* FY08 forecast from Dept. of Revenue Fall 2007 Revenue Sources Book, figure A-7B.

\*\*\* Other Mineral Lease Rentals & Royalties includes: Mining rentals and leases; Coal rentals, leases and royalties. These numbers are based on FY06 Actuals; for purposes of this fiscal note we have assumed the same level.

\*\*\*\* Fiscal note shows estimate of money available in each fiscal year based on money received by the state in the immediately preceding fiscal year.

# FISCAL NOTE

STATE OF ALASKA  
2008 LEGISLATIVE SESSION

Fiscal Note Number: \_\_\_\_\_  
 Bill Version: HCS CSB 72( )  
 () Publish Date: \_\_\_\_\_

Identifier (file name): \_\_\_\_\_ Dept. Affected: DCCED  
 Title: \_\_\_\_\_ RDU: Revenue Sharing (217)  
 "An Act relating to community revenue sharing...." Component: New  
 Sponsor: Senate Community and Regional Affairs Committee  
 Requester: House Finance Component Number: New

**Expenditures/Revenues** (Thousands of Dollars)

Note: Amounts do not include initiation unless otherwise noted below.

	Appropriation Required	Information					
		FY 2009	FY 2009	FY 2010	FY 2011	FY 2012	FY 2013
<b>OPERATING EXPENDITURES</b>							
Personal Services							
Travel							
Contractual							
Supplies							
Equipment							
Land & Structures							
Grants & Claims	60,000.0		60,000.0	60,000.0	60,000.0	60,000.0	60,000.0
Miscellaneous							
<b>TOTAL OPERATING</b>	<b>60,000.0</b>		<b>60,000.0</b>	<b>60,000.0</b>	<b>60,000.0</b>	<b>60,000.0</b>	<b>60,000.0</b>

<b>CAPITAL EXPENDITURES</b>							
-----------------------------	--	--	--	--	--	--	--

<b>CHANGE IN REVENUES ( )</b>							
-------------------------------	--	--	--	--	--	--	--

**FUND SOURCE** (Thousands of Dollars)

	FY 2009	FY 2009	FY 2010	FY 2011	FY 2012	FY 2013	FY 2014
1002 Federal Receipts							
1003 GF Match							
1004 GF	60,000.0		60,000.0	60,000.0	60,000.0	60,000.0	60,000.0
1005 GF/Program Receipts							
1037 GF/Mental Health							
Other Interagency Receipts							
<b>TOTAL</b>	<b>60,000.0</b>		<b>60,000.0</b>	<b>60,000.0</b>	<b>60,000.0</b>	<b>60,000.0</b>	<b>60,000.0</b>

Estimate of any current year (FY2008) cost: \_\_\_\_\_

**POSITIONS**

Full-time							
Part-time							
Temporary							

**ANALYSIS:** (Attach a separate page if necessary)

This legislation establishes a community revenue sharing fund consisting of legislative appropriations in an amount equal to 20% of the money received by the state during the previous calendar year under AS 43.55.011(g). The legislation establishes a target annual appropriation to the fund of \$60.0 million or the amount that, when added to the fund balance on June 30 of the previous fiscal year, equals \$180.0 million. The department shall annually distribute as community revenue sharing payments one-third of the amount in the fund as of June 30 of the previous fiscal year. The department shall calculate basic community revenue sharing payments to municipalities, unincorporated communities, and reserves. The basic community revenue sharing payments are established for the various entities as a proportion of the calculated basic payment for organized boroughs.

Prepared by: Suzanne Armstrong  
 Division: House Finance Committee  
 Approved by: Rep. Kevin Moyer, Co-Chairman, House Finance Committee  
Rep. Mike Chonault, Co-Chairman, House Finance Committee

Phone: 465-6875  
 Date/Time: 03/03/2008 11:30 a.m.  
 Date: 3/3/2008

## FISCAL NOTE

STATE OF ALASKA  
2008 LEGISLATIVE SESSION

BILL NO. HCS CSSB 72( )

### ANALYSIS CONTINUATION

The basic payments fluctuate with the overall annual distribution level and at a \$60.0 million funding level an organized borough would receive a basic payment of \$384.0. Cities and eligible reserves would receive a basic payment of one-fourth (\$96.0); unincorporated communities in the unorganized borough one-twelfth (\$32.0); unincorporated communities in organized boroughs one-nineteenth (\$20.2); and unified municipalities the sum of the borough and city basic payment amounts (\$480.0). The minimum basic payment for a borough is \$220.0.

Money available after funding the basic payments is distributed to municipalities, unincorporated communities in the unorganized borough and reserves on a per capita basis. For purposes of determining the population of each borough, the population of each city in the borough shall be deducted from the total borough population.

To be eligible for payment, an unincorporated community located within an organized borough must have either a Native village council or incorporated non-profit entity that has been approved by the borough assembly and must be providing at least three of the listed services in the bill that are generally available to all residents of the unincorporated community, and each of the three services, in any combination, are provided by one or more qualifying incorporated non-profit entities or Native village council, or are substantially paid for by the residents of the unincorporated community through taxes, charges or assessments levied or authorized by the borough or unified municipality. If there is more than one qualified entity in an unincorporated community in a borough or unified municipality, one of the entities may receive the entire payment, or it may be shared amount the qualified entities, as determined by the assembly.

The legislation also repeals the State Revenue Sharing and Safe Communities statutes currently found under Title 29 (AS 29.60.010-29.60.375).

The department anticipates implementing the provisions of this legislation with existing staff and resources.

Currently, the Governor's FY 09 Capital Budget request includes a \$75.0 million appropriation for one-time payments as grants to communities. The fiscal note is based on the assumption that the appropriation will be removed from the Governor's FY 09 Capital Budget.

*adopted  
2/14/08*

25-LS0506F  
Cook  
2/13/08

**HOUSE CS FOR CS FOR SENATE BILL NO. 72( )  
IN THE LEGISLATURE OF THE STATE OF ALASKA  
TWENTY-FIFTH LEGISLATURE - SECOND SESSION**

BY

Offered:  
Referred:

Sponsor(s): SENATE COMMUNITY AND REGIONAL AFFAIRS COMMITTEE

**A BILL**

**FOR AN ACT ENTITLED**

1 "An Act relating to the community revenue sharing program; repealing certain  
2 programs providing state payments to municipalities and other entities; and providing  
3 for an effective date."

4 **BE IT ENACTED BY THE LEGISLATURE OF THE STATE OF ALASKA:**

5 \* Section 1. AS 18.70.075(a) is amended to read:

6 (a) A fire officer of a municipal fire department or a fire department registered  
7 with the state fire marshal [UNDER AS 29.60.130], while providing fire protection  
8 or other emergency services, has the authority to

9 (1) control and direct activities at the scene of a fire or emergency;

10 (2) order a person to leave a building or place in the vicinity of a fire or  
11 emergency, for the purpose of protecting the person from injury;

12 (3) blockade a public highway, street, or private right-of-way  
13 temporarily while at the scene of a fire or emergency;

14 (4) trespass upon property at or near the scene of a fire or emergency at

any time of the day or night;

(5) enter a building, including a private dwelling, or premises where a fire is in progress, or where there is reasonable cause to believe a fire is in progress, to extinguish the fire;

(6) enter a building, including a private dwelling, or premises near the scene of a fire for the purpose of protecting the building or premises or for the purpose of extinguishing the fire that is in progress in another building or premises;

(7) upon 24-hour notice to the owner or occupant, conduct a prefire planning survey in all buildings, structures, or other places within the municipality or the registered fire department's district, except the interior of a private dwelling, where combustible material is or may become dangerous as a fire menace to the building;

(8) direct the removal or destruction of a fence, house, motor vehicle, or other thing judged necessary to prevent the further spread of a fire.

\* Sec. 2. AS 29.45.020(a) is amended to read:

(a) If a municipality levies and collects property taxes, the governing body shall provide the following notice:

"NOTICE TO TAXPAYER

For the current fiscal year the (city)(borough) has been allocated the following amount of state aid for school and municipal purposes under the applicable financial assistance Acts:

PUBLIC SCHOOL FUNDING

PROGRAM (AS 14.17) \$

STATE AID FOR RETIREMENT

OF SCHOOL CONSTRUCTION

DEBT (AS 14.11.100) \$

COMMUNITY REVENUE SHARING

PROGRAM (AS 29.60.850 - 29.60.879) \$

[MUNICIPAL TAX RESOURCE

EQUALIZATION

(AS 29.60.010 - 29.60.080) \$

PRIORITY REVENUE SHARING

1  
2  
3  
4  
5  
6  
7  
8  
9  
10  
11  
12  
13  
14  
15  
16  
17  
18  
19  
20  
21  
22  
23  
24  
25  
26  
27  
28  
29  
30  
31

FOR MUNICIPAL SERVICES  
 (AS 29.60.100 - 29.60.180) \$  
 REVENUE SHARING FOR  
 SAFE COMMUNITIES  
 (AS 29.60.350 - 29.60.375) \$]  
 TOTAL AID \$

The millage equivalent of this state aid, based on the dollar value of a mill in the municipality during the current assessment year and for the preceding assessment year, is:

	MILLAGE EQUIVALENT	
	PREVIOUS YEAR	THIS YEAR
PUBLIC SCHOOL FUNDING		
PROGRAM ASSISTANCE	...MILLS	...MILLS
STATE AID FOR RETIREMENT OF		
SCHOOL CONSTRUCTION DEBT	...MILLS	...MILLS
<u>COMMUNITY REVENUE</u>		
<u>SHARING PROGRAM</u>	<u>...MILLS</u>	<u>...MILLS</u>
[MUNICIPAL TAX RESOURCE		
EQUALIZATION	...MILLS	...MILLS
PRIORITY REVENUE SHARING		
FOR MUNICIPAL SERVICES	...MILLS	...MILLS
REVENUE SHARING FOR		
SAFE COMMUNITIES	...MILLS	...MILLS]
TOTAL MILLAGE EQUIVALENT	...MILLS	...MILLS"

Notice shall be provided by

- (1) furnishing a copy of the notice with tax statements mailed for the fiscal year for which aid is received; or
- (2) publishing in a newspaper of general circulation in the municipality a copy of the notice once each week for a period of three successive weeks, with publication to occur not later than 45 days after the final adoption of the municipality's budget.

1 \* Sec. 3. AS 29.60.810 is amended to read.

2           **Sec. 29.60.810. Grant applications.** A municipality that owns a harbor facility  
3 may submit to the Department of Transportation and Public Facilities an application  
4 for a municipal harbor facility grant to be used for construction, expansion, major  
5 repair, or major maintenance of a harbor facility. The application must include  
6 information about the project requested by the department. For a proposed project to  
7 be eligible for a grant, the municipality must provide evidence acceptable to the  
8 department that the

9           (1) proposed project is a capital improvement project and not part of a  
10 preventive maintenance program or regular custodial care program;

11           (2) municipality will provide 50 percent of the total project cost as  
12 matching funds for the state grant and that money received by the municipality from  
13 the state will not be used for the matching funds except money received under

14                   (A) AS 29.60.850 - 29.60.879 (community revenue sharing  
15 program) [AS 29.60.010 - 29.60.080 (MUNICIPAL TAX RESOURCE  
16 EQUALIZATION);

17                   (B) AS 29.60.350 - 29.60.375 (SAFE COMMUNITIES  
18 PROGRAM)]; and

19                   (B) [(C)] AS 29.60.450, AS 43.75.130, and 43.75.137 (shared  
20 fisheries business taxes);

21           (3) municipality has secured and will maintain adequate property loss  
22 insurance for the replacement cost of the harbor facility or has an adequate program of  
23 insurance;

24           (4) municipality has a preventive maintenance plan for the harbor  
25 facility and will be adequately adhering to the preventive maintenance plan after  
26 completion of the proposed project.

27 \* Sec. 4. AS 29.60 is amended by adding new sections to read:

28           **Article 11. Community Revenue Sharing Program.**

29           **Sec. 29.60.850. Community revenue sharing fund.** (a) The community  
30 revenue sharing fund is established in the general fund for the purpose of making  
31 community revenue sharing payments to assist communities. The fund consists of

1 appropriations. Income earned on money in the fund may be appropriated to the fund.  
2 Money in the fund does not lapse.

3 (b) Each fiscal year, the legislature may appropriate to the community revenue  
4 sharing fund up to 20 percent of the money received by the state during the previous  
5 calendar year under AS 43.55.011(g). Appropriations for a fiscal year may also be  
6 limited to

7 (1) \$50,000,000; or

8 (2) the amount that, when added to the fund balance on June 30 of the  
9 previous fiscal year, equals \$150,000,000.

10 (c) The balance in the community revenue sharing fund shall be determined on  
11 June 30 of each year. If the fund balance is at least \$50,000,000, without further  
12 appropriation, the department shall distribute one-third of that amount as community  
13 revenue sharing payments for the immediately following fiscal year. Otherwise, no  
14 payments may be made.

15 (d) Notwithstanding the guidelines in (b) of this section, the legislature may  
16 appropriate any amount to the community revenue sharing fund. Nothing in this  
17 section creates a dedicated fund.

18 **Sec. 29.60.855. Basic community revenue sharing payments.** (a) The  
19 department shall calculate the basic amount used for determining the basic community  
20 revenue sharing payment for a fiscal year by applying the following formula: the  
21 amount available for payments for that fiscal year under AS 29.60.850(c), minus  
22 50,000,000, divided by 50,000,000, plus one, multiplied by 300,000. However, if the  
23 amount calculated is less than \$220,000, the basic amount for that fiscal year is  
24 \$220,000.

25 (b) The basic community revenue sharing payment for a fiscal year equals, for  
26 each

27 (1) unified municipality, the sum of the amounts calculated under (2)  
28 and (3) of this subsection;

29 (2) borough, the basic amount;

30 (3) city and eligible reserve, one-fourth of the basic amount;

31 (4) eligible community in the unorganized borough, one-twelfth of the

1 basic amount;

2 (5) eligible community in a unified municipality or borough, one-  
3 fifteenth of the basic amount.— *rounded to nearest \$100.*

4 Sec. 29.60.860. Per capita payment increases. (a) Subject to (b) of this  
5 section, if the amount available for distribution under AS 29.60.850(c) exceeds the  
6 amount needed to fully fund all the basic community revenue sharing payments, the  
7 balance shall be distributed on a per capita basis to municipalities, to reserves, and to  
8 communities in the unorganized borough.

9 (b) The per capita amount distributed to each community in the unorganized  
10 borough may not, when added to the basic community revenue sharing payment for  
11 that community, exceed the basic amount calculated under AS 29.60.855(b)(3). If the  
12 per capita distribution for a community exceeds the basic amount calculated under  
13 AS 29.60.855(b)(3), the excess amount shall be distributed on a per capita basis to  
14 other communities in the unorganized borough.

15 (c) For purposes of this section, the population of a municipality, reserve, or  
16 community shall be determined by using the numbers of permanent fund dividend  
17 recipients or other population data that the department determines is reliable. For  
18 purposes of determining the population of a borough, the population of each city in the  
19 borough shall be deducted from the total borough population.

20 Sec. 29.60.865. Eligibility requirements for reserves and communities. (a)  
21 The department, with advice from the Department of Law, shall determine whether  
22 there is in each community or reserve an incorporated nonprofit entity or a Native  
23 village council that will agree to receive and spend the community revenue sharing  
24 payment. If there is more than one qualified entity in a reserve or community in the  
25 unorganized borough, the department shall pay the money to the entity that the  
26 department finds most qualified to receive and spend the money on behalf of the  
27 reserve or community. The department may not make a community revenue sharing  
28 payment to a Native village council unless the council waives immunity from suit for  
29 claims arising out of activities of the council related to the payment. A waiver of  
30 immunity from suit under this section must be on a form provided by the Department  
31 of Law. If there is no qualified incorporated nonprofit entity or Native village council

1 in a reserve or community that is willing to receive the community revenue sharing  
2 payment and use the payment on behalf of that reserve or community, the payment for  
3 that reserve or community may not be paid. Neither this section nor any action taken  
4 under it enlarges or diminishes the governmental authority or jurisdiction of a Native  
5 village council.

6 (b) The department may make a community revenue sharing payment on  
7 behalf of an unincorporated community in a borough or unified municipality only to  
8 the municipality for payment by the municipality to an incorporated nonprofit entity or  
9 Native village council that has been approved by the assembly and meets the  
10 requirements of (a) of this section. The department shall have written evidence of the  
11 assembly approval. The assembly may only approve an incorporated nonprofit entity  
12 or Native village council that provides at least three of the following services within  
13 the community that are generally available to all residents of the community:

- 14 (1) fire protection;
- 15 (2) emergency medical;
- 16 (3) water and sewer;
- 17 (4) solid waste management;
- 18 (5) public road or ice road maintenance;
- 19 (6) public health;
- 20 (7) search and rescue.

21 **Sec. 29.60.879. Definitions.** In AS 29.60.850 - 29.60.879,

22 (1) "community" means a place in the unorganized borough, in a  
23 borough, or in a unified municipality that is not incorporated as a municipality, that is  
24 not a reserve, and in which 25 or more individuals reside as a social unit;

25 (2) "reserve" means a place that is organized under federal law as an  
26 Indian reserve that existed before enactment of 43 U.S.C. 1618(a) and is continued in  
27 existence under that subsection.

28 \* **Sec. 5.** AS 37.06.010(g) is amended to read:

29 (g) For purposes of this section, in calculating the population of a borough, the  
30 population of each city in the borough is excluded. The determination of population  
31 shall be based on the latest figures of the United States Bureau of the Census or

1        other population data that [UPON DATA USED BY] the Department of  
2        Commerce, Community, and Economic Development determines is reliable  
3        [UNDER AS 29.60.020].

4        \* Sec. 6. AS 37.06.020(b) is amended to read:

5                (b) The unincorporated community capital project matching grant fund is  
6        established in the department and consists of appropriations to the fund.  
7        Appropriations to the fund do not lapse except as provided in (h) of this section. The  
8        money in the fund is held by the department in custody under this subsection for each  
9        unincorporated community eligible for an allocation under this subsection. The  
10       department shall establish an individual grant account within the fund for each  
11       unincorporated community that was entitled to receive state aid under AS 29.60.855  
12       [AS 29.60.140] during the preceding fiscal year. As provided in this subsection, each  
13       fiscal year, the department shall allocate, to the individual grant accounts,  
14       appropriations to the fund. An unincorporated community is eligible for an allocation  
15       in a fiscal year if the community was eligible to receive state aid under AS 29.60.855  
16       [AS 29.60.140] during the preceding fiscal year. The department shall credit interest  
17       earned on money in an individual grant account to that account. Except as provided in  
18       (c) of this section, the amount allocated under this subsection to an individual grant  
19       account in a fiscal year is determined by dividing the total amount appropriated to the  
20       fund during that fiscal year by the number of unincorporated communities eligible for  
21       an allocation during that fiscal year.

22        \* Sec. 7. AS 37.06.030 is amended to read:

23                **Sec. 37.06.030. Local share requirements.** (a) For each draw made by a  
24        municipality under AS 37.06.010 the municipality shall contribute a local share to the  
25        cost of the capital project for which the draw is made. The amount of the local share  
26        equals the local share percentage as calculated under (1) of this subsection, divided by  
27        the state share percentage as calculated under (2) of this subsection, multiplied by the  
28        amount of the draw. For purposes of this subsection,

29                        (1) the local share percentage is

30                                (A) 30 percent for a municipality with a population of 5,000 or  
31        more;

1 (B) for a municipality with a population of 1,000 - 4,999, the  
2 greater of

3 (i) 15 percent; or

4 (ii) the percentage obtained by dividing the amount that  
5 would be received by the municipality from a property tax levy of  
6 1/1000th of a mill for each [PER] \$1,000 of grant funds received by  
7 the sum of that first amount plus the amount of the grant or draw, but  
8 not more than 30 percent;

9 (C) for a municipality with a population of under 1,000, the  
10 greater of

11 (i) five percent; or

12 (ii) the percentage obtained by dividing the amount that  
13 would be received by the municipality from a property tax levy of  
14 1/1000th of a mill for each [PER] \$1,000 of grant funds received by  
15 the sum of that first amount plus the amount of the grant or draw, but  
16 not more than 30 percent;

17 (2) the state share percentage equals one minus the local share  
18 percentage;

19 (3) the local share to be contributed by a municipality may be satisfied  
20 with (A) federal, municipal, or local money; (B) labor, materials, or equipment used  
21 directly in the construction of the project, or land, including land transferred by the  
22 state to the municipality; the department shall determine the value of a contribution  
23 under this subparagraph; (C) money from another nonstate source; (D) money  
24 received by the municipality under AS 29.60.850 - 29.60.879 [AS 29.60.010 -  
25 29.60.375]; (E) state taxes refunded or reimbursed to the municipality whose use for  
26 the purposes of this subsection is not prohibited; (F) allocations of state aid for the  
27 costs of school construction debt under AS 14.11.100; and (G) money obtained from  
28 the sale or lease of land or other assets transferred by the state to the municipality;  
29 except as provided in this paragraph, the local share may not be satisfied with money  
30 from, or with the portion of an asset that was obtained with money from, an  
31 appropriation, allocation, entitlement, grant, or other payment from the state.

1 (b) For each draw made by an entity or council under AS 37.06.020, the  
2 incorporated entity or Native village council that makes the draw shall contribute a  
3 local share of the cost of the capital project for which the draw is made. The amount of  
4 the local share equals the local share percentage as calculated under (1) of this  
5 subsection, divided by the state share percentage as calculated under (2) of this  
6 subsection, multiplied by the amount of the draw. For purposes of this subsection,

7 (1) the local share percentage is five percent;

8 (2) the state share percentage equals one minus the local share  
9 percentage;

10 (3) the local share may be satisfied from (A) federal or local money;  
11 (B) labor, materials, or equipment used directly in the construction of the project, or  
12 land, including land transferred by the state; the department shall determine the value  
13 of a contribution under this subparagraph; (C) money from another nonstate source;  
14 (D) money received by the unincorporated community under AS 29.60.850 -  
15 29.60.879 [AS 29.60.010 - 29.60.375]; or (E) money obtained from the sale or lease of  
16 land or other assets transferred by the state; except as provided in this paragraph, the  
17 local share may not be satisfied with money from, or with the portion of an asset that  
18 was obtained with money from, an appropriation, allocation, entitlement, grant, or  
19 other payment from the state.

20 (c) For purposes of (a) of this section, in calculating the population of a  
21 borough the population of each city in the borough is excluded. The determination of  
22 population shall be based on the latest figures of the United States Bureau of the  
23 Census or other population data that [UPON DATA USED BY] the Department of  
24 Commerce, Community, and Economic Development determines is reliable  
25 [UNDER AS 29.60.020].

26 \* Sec. 8, AS 41.15.180(d) is amended to read:

27 (d) From the percentage of the unorganized borough national forest receipts  
28 fund allocated to public roads under (b) of this section, the commissioner shall pay to  
29 each

30 (1) home rule city, first class city, or second class city that exercises  
31 road powers, that is located within the unorganized borough and within a national

1 forest or within 20 miles of a national forest, a share of the income from the roads  
2 allocation of the fund; a home rule city, first class city, or second class city's share  
3 shall be calculated as the proportion of the number of road miles within municipal  
4 boundaries over which the community exercises road powers plus the number of state  
5 road miles maintained by the municipality under agreement with the state compared to  
6 the total number of road miles maintained by state or local governments in the  
7 unorganized borough and within the national forest or within 20 miles of the national  
8 forest;

9 (2) municipality organized under federal law as an Indian reserve that  
10 existed before the enactment of 43 U.S.C. 1618(a) and is continued in existence under  
11 that subsection and that has formed a community development corporation under (n)  
12 of this section [AS 29.60.365], that exercises road powers and that is located within  
13 the unorganized borough and within the national forest or within 20 miles of the  
14 national forest a share of the income from the roads allocation of the fund; the share  
15 due a municipality organized under federal law that exercises road powers shall be  
16 calculated as the proportion of the number of road miles within municipal boundaries  
17 over which the community exercises road powers plus the number of state road miles  
18 maintained by the municipality under agreement with the state compared to the total  
19 number of road miles maintained by state or local governments in the unorganized  
20 borough and within the national forest or within 20 miles of the national forest;  
21 however, the commissioner may pay income from national forest receipts under this  
22 paragraph only after the corporation has delivered a written waiver of sovereign  
23 immunity from legal action by the state to recover all or a portion of the money  
24 distributed under this section.

25 \* Sec. 9. AS 41.15.180 is amended by adding a new subsection to read:

26 (n) To qualify to receive money under (d)(2) of this section, a municipality  
27 organized under federal law as an Indian reserve shall form a community development  
28 corporation with authority to determine how the money will be used. The charter must  
29 require that the governing board of the corporation shall be elected at an annual  
30 election open to all residents of the municipality organized under federal law who are  
31 registered and qualified to vote in state elections. The department may distribute

1 money for the municipality organized under federal law only to a corporation  
2 organized in accordance with this subsection and only after the corporation has  
3 delivered a written waiver of sovereign immunity from legal action by the state to  
4 recover all or a portion of the money distributed under (d)(2) of this section.

5 \* Sec. 10. AS 42.45.110(b) is amended to read:

6 (b) An eligible electric utility is entitled to receive power cost equalization

7 (i) for sales of power to local community facilities, calculated in the  
8 aggregate for each community served by the electric utility, for actual consumption of  
9 not more than 70 kilowatt-hours a [PER] month for each resident of the community;  
10 the number of community residents shall be determined **annually by the latest**  
11 **figures of the United States Bureau of the Census or other population data that**  
12 **the Department of Commerce, Community, and Economic Development**  
13 **determines is reliable** [UNDER AS 29.60.020]; and

14 (2) for actual consumption of not more than 500 kilowatt-hours per  
15 month sold to each residential customer.

16 \* Sec. 11. AS 44.88.610(a)(1) is amended to read:

17 (1) "community" means a city as defined in AS 29.71.800 or a place  
18 in the unorganized borough that is not incorporated as a city and in which 25 or  
19 more individuals reside as a social unit [AN UNINCCRPORATED COMMUNITY  
20 AS DEFINED IN AS 29.60.140]; and

21 \* Sec. 12. AS 29.10.200(59), 29.10.200(60); AS 29.20.640(b); AS 29.45.020(b),  
22 29.45.660(b); AS 29.60.010, 29.60.020, 29.60.030, 29.60.040, 29.60.050, 29.60.060,  
23 29.60.070, 29.60.080, 29.60.100, 29.60.110, 29.60.120, 29.60.130, 29.60.140, 29.60.150,  
24 29.60.160, 29.60.170, 29.60.180, 29.60.280, 29.60.290, 29.60.300, 29.60.310, 29.60.350,  
25 29.60.360, 29.60.365, 29.60.370, 29.60.372, 29.60.373, and 29.60.375 are repealed.

26 \* Sec. 13. This Act takes effect immediately under AS 01.10.070(c).

ca

Adopted  
2/27/08

# New AMENDMENT 2

OFFERED IN THE HOUSE BY REPRESENTATIVE MEYER  
TO: HCS CS SB 72 ( ), Version 25-LS0506\F

1 Page 2, line 14

2 Insert new section

3 Sec. 2. AS 29.20.640(b) is amended to read:

4 (b) Compliance with the provisions of this section is a prerequisite to  
5 receipt of community revenue sharing under AS 29.60.850-29.60.879  
6 [MUNICIPAL TAX RESOURCE EQUALIZATION ASSISTANCE UNDER AS  
7 29.60.010-29.60.080 AND PRIORITY REVENUE SHARING FOR MUNICIPAL  
8 SERVICES UNDER AS 29.60.100-29.60.180]. If a municipality does not comply  
9 with this section, the department shall withhold the allocations until the required  
10 reports are filed.

11

12 Page 2, line 14

13 Delete "Sec. 2."

14 Insert "Sec. 3."

15

16 Page 4, line 1

17 Insert new sections

18 Sec 4. 29.45.020(b) is amended to read:

19 (b) Compliance with the provisions of this section is a prerequisite to  
20 receipt of community revenue sharing under AS 29.60.850-29.60.879  
21 [MUNICIPAL TAX RESOURCE EQUALIZATION UNDER AS 29.60.010-  
22 29.60.080 AND PRIORITY REVENUE SHARING FOR MUNICIPAL SERVICES  
23 UNDER AS 29.60.100-29.60.180] The department shall withhold annual allocations  
24 under those sections until municipal officials demonstrate that the requirements of  
25 this section have been met.

Sec. 5. AS 29.45.660 (b) is amended to read:

1 (b) Compliance with the provisions of this section is a prerequisite to  
2 receipt of community revenue sharing under AS 29.60.850-29.60.879  
3 [MUNICIPALITY TAX RESOURCE EQUALIZATION UNDER AS 29.60.010-  
4 29.60.080 AND PRIORITY REVENUE SHARING FOR MUNICIPAL SERVICES  
5 UNDER AS 29.60.100-29.60.180]. The department shall withhold annual  
6 allocations under those sections until municipal officials demonstrate that the  
7 requirements of this section have been met.  
8

9 **Page 4, line 1**

10 Delete "Sec. 3."

11 Insert "Sec. 6."

12  
13 **Page 4, line 27**

14 Delete "Sec. 4."

15 Insert "Sec. 7."

16  
17 **Page 7, line 28**

18 Delete "Sec. 5."

19 Insert "Sec. 8."

20  
21 **Page 8, line 4**

22 Delete "Sec. 6."

23 Insert "Sec. 9."

24  
25 **Page 8, line 22**

26 Delete "Sec. 7."

27 Insert "Sec. 10."

28  
29 **Page 10, line 26**

30 Delete "Sec. 8."

1                   Insert "Sec. 11."  
2  
3           **Page 11, line 25**  
4                   Delete "Sec. 9."  
5                   Insert "Sec. 12."  
6  
7           **Page 12, line 5**  
8                   Delete "Sec. 10."  
9                   Insert "Sec. 13."  
10  
11          **Page 12, line 16**  
12                  Delete "Sec. 11."  
13                  insert "Sec. 14."  
14  
15          **Page 12, line 21**  
16                  Delete "Sec. 12."  
17                  Insert "Sec. 15."  
18  
19          **Page 12, line 21-line 22**  
20                  Delete "AS 29.20.640(b); AS 29.45.020(b), AS 29.45.660(b);"  
21  
22          **Page 12, line 26**  
23                  Delete "Sec. 13."  
24                  Insert "Sec. 16."  
25  
26  
27  
28  
29

adopted  
3/3/08

4

AMENDMENT 3

OFFERED IN THE HOUSE BY REPRESENTATIVE CHENAULT  
TO: HCS CS SB 72 ( ), Version 25-LS0506\F

1 Page 7, lines 11-13

2 Delete all material

3 Insert "assembly approval. If there is more than one qualified entity in an  
4 unincorporated community in a borough or unified municipality, one of the entities  
5 may receive the entire payment, or the payment may be shared between two or more  
6 of the qualified entities, as determined by the assembly.

7 (c) An unincorporated community in a borough or unified municipality is  
8 eligible for a community revenue sharing payment only if at least three of the  
9 following services are generally available to all residents of the unincorporated  
10 community and each of the three services, in any combination, are provided by one  
11 or more qualifying incorporated nonprofit entities or a Native village council or are  
12 substantially paid for by the residents of the unincorporated community through  
13 taxes, charges, or assessments levied or authorized by the borough or unified  
14 municipality:"

15

16

17

18

19

20

21

22

23

24

ESTIMATED Potentially Eligible Unincorporated Community List under Proposed Amendment #3 on 2/29/08 to HCS SB72 (FIN)

Current Eligible Communities Listed in BOLD

<b>Borough</b>	<b>Potentially Eligible Unincorporated Communities (86) Under Proposed Amendment</b>
Aleutians East Borough	<b>Nelson Lagoon</b>
Anchorage	<b>Eklutna</b>
Bristol Bay Borough	<b>King Salmon</b> <b>Naknek</b> <b>South Naknek</b>
Denali Borough	<b>Cantwell</b> <b>Healy</b> <b>McKinley Park</b> <b>Ferry</b>
Fairbanks North Star Borough	<b>College</b> <b>Ester</b> <b>Fox</b> <b>Harding-Birch Lakes</b> <b>Moose Creek</b> <b>Pleasant Valley</b> <b>Salcha</b> <b>Two Rivers</b>
Haines Borough	<b>Haines</b> <b>Lutak</b> <b>Mosquito Lake</b> <b>Mud Bay</b>
Juneau	<b>Douglas</b>
Kenai Peninsula Borough	<b>Anchor Point</b> <b>Cooper Landing</b> <b>Hope</b>

ESTIMATED Potentially Eligible Unincorporated Community List under Proposed Amendment #3 on 2/29/08 to  
HCS SB72 (FIN)  
Current Eligible Communities Listed in BOLD

Borough	Potentially Eligible Unincorporated Communities (86) Under Proposed Amendment
Kenai Peninsula Borough	Nanwalek
	Nikiski
	Nikolaevsk
	Ninilchik
	Port Graham
	Seldovia Village
	Tyonek
	Clam Gulch
	Cohoe
	Diamond Ridge
	Fox River
	Fritz Creek
	Funny River
	Happy Valley
	Kalifornsky
	Kasilof
	Ridgeway
	Salamotof
	Sterling
	Bear Creek
Crown Point	
Lowell Point	
Moose Pass	
Primrose	
Kodiak Island Borough	Karluk
	Aleneva
	Chiniak
	Womens Bay
Lake & Peninsula Borough	Chignik Lagoon
	Chignik Lake
	Igiugig

ESTIMATED Potentially Eligible Unincorporated Community List under Proposed Amendment #3 on 2/29/08 to  
HCS SB72 (FIN)  
Current Eligible Communities Listed in BOLD

Borough	Potentially Eligible Unincorporated Communities (86) Under Proposed Amendment
Lake & Peninsula Borough	<b>Iliamna</b> <b>Kokhanok</b> <b>Levelok</b> <b>Pedro Bay</b> <b>Perryville</b> <b>Port Alsworth</b>
Matanuska-Susitna Borough	<b>Chickaloon</b> <b>Talkeetna</b> Big Lake Buffalo Soapstone Butte Chase Farm Loop Fishhook Gateway Glacier View Knik-Fairview Knik River Lake Louise Lakes Lazy Mountain Meadow Lakes Point MacKenzie Skwentna Sutton-Alpine Tanaina Trapper Creek Willow
North Slope Borough	<b>Point Lay</b>
Northwest Arctic Borough	<b>Noatak</b>

**FY 08 Municipal Energy Assistance Program  
Municipal Encumbrance List**

Municipality	FY 08 MEAP Payment	Vendor Number	Encumbrance Number	FY 08 MEAP Budget
Adak	\$81,859	ADA01111	880078	
Akhiok	\$77,067	CIA84323	880079	
Akiak	\$92,241	CIA84321	880080	
Akutan	\$109,811	CIA90297	880081	
Alakanuk	\$106,147	CIA84693	880082	
Aleknagik	\$86,322	CAL84596	880083	
Aleutians East Borough	\$273,007	AEI90012	880084	
Allakaket	\$79,416	CAL84597	880085	
Ambler	\$88,013	CIA84143	880086	
Anaktuvuk Pass	\$89,047	CAP84063	880087	
Anchorage	\$13,536,127	MUA84635	880088	
Anderson	\$100,180	CIA85353	880089	
Angoon	\$97,644	CIA84461	880090	
Aniak	\$99,053	CIA84062	880091	
Anvik	\$79,134	CIA84057	880092	
Atka	\$78,429	AVC84131	880093	
Atkasuk	\$86,134	COA84027	880094	
Barrow	\$265,968	CIB84781	880095	
Bethel	\$348,039	CIB84214	880096	
Bettles	\$76,174	CIB86148	880097	
Brevig Mission	\$90,221	XXX02148	880098	
Bristol Bay Borough	\$359,797	BBB84699	880099	
Buckland	\$96,469	CBU84595	880100	
Chefornak	\$96,610	CIC84319	880101	
Chevak	\$117,656	CIC84202	880102	
Chignik	\$78,993	COC84272	880103	
Chuathbaluk	\$79,651	CIC84132	880104	
Clark's Point	\$78,242	CCP84269	880105	
Coffin Cove	\$82,611	CCC90019	880106	
Cold Bay	\$79,087	CCB84210	880107	
Cordova	\$178,869	CIC84801	880108	
Craig	\$126,911	CIC84492	880109	
Deering	\$81,483	CID84317	880110	
Delta Junction	\$123,811	CDJ84475	880111	
Denali Borough	\$381,219	DEB91014	880112	
Dillingham	\$187,607	CID84836	880113	
Diomedes	\$80,168	CID84072	880114	

**FY 08 Municipal Energy Assistance Program  
Municipal Encumbrance List**

<b>Municipality</b>	<b>FY 08 MEAP Payment</b>	<b>Vendor Number</b>	<b>Encumbrance Number</b>	<b>FY 08 MEAP Budget</b>
Eagle	\$80,168	CEA84594	880115	
Eek	\$88,483	CIE84061	880116	
Egegik	\$78,570	CIE96009	880117	
Ekwok	\$80,215	CIE84316	880118	
Elim	\$88,812	CIE84593	880119	
Emmonak	\$112,395	CIE84322	880120	
Fairbanks	\$1,510,287	CIF84635	880121	
Fairbanks North Star Borough	\$2,861,393	FNS84462	880122	
False Pass	\$77,537	FPV86092	880123	
Fort Yukon	\$102,999	CFY84463	880124	
Galena	\$104,878	CIG84271	880125	
Gambell	\$105,207	CIG84231	880126	
Golovin	\$82,235	CIG84315	880127	
Goodnews Bay	\$86,369	CGB84110	880128	
Grayling	\$83,174	CIG84200	880129	
Gustavus	\$95,718	CIG04105	880130	
Haines Borough	\$355,279	HAB84944	880131	
Holy Cross	\$84,584	CHC84590	880132	
Homer	\$331,221	CIH84724	880133	
Hoonah	\$113,945	CIH84254	880134	
Hooper Bay	\$129,354	CHB84589	880135	
Houston	\$147,206	CIH84520	880136	
Hughes	\$78,195	CIH84314	880137	
Huslia	\$87,167	CIH84852	880138	
Hydaburg	\$91,536	CIH84230	880139	
Juneau	\$1,689,891	CBJ84496	880140	
Kachemak	\$96,516	CIK84111	880141	
Kake	\$100,180	CIK84464	880142	
Kaktovik	\$88,530	CIK84313	880143	
Kaltag	\$84,349	CIK84197	880144	
Kasaan	\$77,772	CIK84927	880145	
Kenai	\$397,460	CIK84891	880146	
Kenai Peninsula Borough	\$1,949,553	KPB88172	880147	
Ketchikan	\$434,949	CKA84761	880148	
Ketchikan Gateway Borough	\$489,121	KGB84466	880149	
Kiana	\$93,838	CIK84060	880150	
King Cove	\$112,912	CKC84059	880151	

**FY 08 Municipal Energy Assistance Program  
Municipal Encumbrance List**

<b>Municipality</b>	<b>FY 08 MEAP Payment</b>	<b>Vendor Number</b>	<b>Encumbrance Number</b>	<b>FY 08 MEAP Budget</b>
Kivalina	\$93,369	CIK84196	880152	
Klawock	\$111,455	CIK84229	880153	
Kobuk	\$81,342	CIK84312	880154	
Kodiak	\$353,911	CIK84916	880155	
Kodiak Island Borough	\$591,286	KIB84128	880156	
Kotlik	\$103,704	CIK84311	880157	
Kotzebue	\$220,821	CIK84679	880158	
Koyuk	\$92,288	CIK84195	880159	
Koyukuk	\$79,134	CIK94137	880160	
Kupreanof	\$76,503	CIK84088	880161	
Kwethluk	\$108,871	CIK96138	880162	
Lake & Peninsula Borough	\$471,717	LPB89202	880163	
Larsen Bay	\$79,228	CLB84218	880164	
Lower Kalskag	\$87,637	CIL84199	880165	
Manokotak	\$94,872	CIM84310	880166	
Marshall	\$93,181	CIF84201	880167	
Matanuska-Susitna Borough	\$3,263,175	MAB84586	880168	
McGrath	\$90,080	CMC84599	880169	
Mekoryuk	\$85,194	CIM84109	880170	
Metlakatla	\$140,958	MIC84267	880171	
Mountain Village	\$112,395	CMV84111	880172	
Napakiak	\$92,382	CIN84309	880173	
Napaskiak	\$96,798	CIN91267	880174	
Nenana	\$91,865	CIN84291	880175	
New Stuyahok	\$97,174	CNS84226	880176	
Newhalen	\$82,845	CIN84521	880177	
Nightmute	\$86,134	CIN84853	880178	
Nikolai	\$79,604	CIN84085	880179	
Nome	\$241,304	CIN84936	880180	
Nondalton	\$84,208	CIN84174	880181	
Noorvik	\$104,878	CIN84227	880182	
North Pole	\$155,333	CNP84676	880183	
North Slope Borough	\$281,604	NSB84460	880184	
Northwest Arctic Borough	\$304,435	NAB86168	880185	
Nuiqsut	\$94,590	CNU84598	880186	
Nulato	\$88,624	NCC84026	880187	
Nunam Iqua	\$84,443	CSP84522	880188	

**FY 08 Municipal Energy Assistance Program  
Municipal Encumbrance List**

<b>Municipality</b>	<b>FY 08 MEAP Payment</b>	<b>Vendor Number</b>	<b>Encumbrance Number</b>	<b>FY 08 MEAP Budget</b>
Nunapitchuk	\$100,697	CIA84112	880189	
Old Harbor	\$84,020	COH84108	880190	
Ouzinkie	\$84,067	CIO84469	880191	
Palmer	\$336,858	CIP84644	880192	
Pelican	\$79,980	CIP84470	880193	
Petersburg	\$221,996	CIP84181	880194	
Pilot Point	\$78,101	CPP92119	880195	
Pilot Station	\$101,966	CIP84194	880196	
Platinum	\$76,785	CIP84307	880197	
Point Hope	\$109,623	CPH84224	880198	
Port Alexander	\$78,007	CPA84471	880199	
Port Heiden	\$78,711	CPH84306	880200	
Port Lions	\$84,912	CPL84107	880201	
Quinhagak	\$105,442	CIQ84193	880202	
Ruby	\$83,597	CIR84225	880203	
Russian Mission	\$90,456	CRM84305	880204	
Saint George	\$80,637	CSG84054	880205	
Saint Mary's	\$100,885	CWS84356	880206	
Saint Michael	\$95,952	CSM87345	880207	
Saint Paul	\$96,610	CSP84171	880208	
Sand Point	\$116,811	CSP84235	880209	
Savoonga	\$108,449	CIS84106	880210	
Saxman	\$94,825	CIS84583	880211	
Scammon Bay	\$99,429	CIS84191	880212	
Selawik	\$114,509	CIS84058	880213	
Seldovia	\$88,483	CIS84624	880214	
Seward	\$198,412	COS84266	880215	
Shageluk	\$80,825	CIS84190	880216	
Shaktolik	\$85,053	CIS84189	880217	
Shishmaref	\$103,892	CIS84105	880218	
Shungnak	\$87,214	CIS84188	880219	
Sitka	\$664,961	CIS84599	880220	
Skagway	\$115,120	CIS84396	880221	
Soldotna	\$253,847	CIS84564	880222	
Stebbins	\$103,751	CIS84187	880223	
Tanana	\$87,261	CIT84855	880224	
Teller	\$87,120	CIT84473	880225	

**FY 08 Municipal Energy Assistance Program  
Municipal Encumbrance List**

<b>Municipality</b>	<b>FY 08 MEAP Payment</b>	<b>Vendor Number</b>	<b>Encumbrance Number</b>	<b>FY 08 MEAP Budget</b>
Tenakee Springs	\$80,121	CTS84272	880226	
Thorne Bay	\$97,644	CTB84301	880227	
Togiak	\$111,784	CIT84854	880228	
Toksook Bay	\$103,093	CTB84223	880229	
Unalakleet	\$109,153	CIV84258	880230	
Unalaska	\$260,095	CIV84215	880231	
Upper Kalskag	\$87,731	CIV84198	880232	
Valdez	\$279,497	CIV84401	880233	
Wainwright	\$99,288	CIW84222	880234	
Wales	\$81,530	CIW84185	880235	
Wasilla	\$393,279	CIW84159	880236	
White Mountain	\$85,523	CWM84304	880237	
Whittier	\$83,879	CIW84474	880238	
Wrangell	\$164,776	CIW84559	880239	
Yakutat	\$279,784	CIY84479	880240	
<b>Municipal Total</b>	<b>\$46,314,998</b>			

Backup Document 3

FY 08 Municipal Energy Assistance Program  
Unincorporated Community Encumbrance List

Unincorporated Community Recipient	FY 08 MEAP Payment	Vendor Number	Encumbrance Number	FY 08 MEAP Budget	Waiver of Sovereign Immunity
Akiachak IRA Council	\$58,572	ANC93187	880241		
Alatna Tribal Council	\$26,750	ATC02199	880242		
Arctic Village Traditional Council	\$32,743	AVT84285	880243		
Atmautluak Village Council	\$41,123	ATC97023	880244		
Beaver Village Council	\$28,819	BVC84219	880245		
Birch Creek Tribal Council	\$26,538	BCC84017	880246		
Circle District Historical Society	\$29,720	CDH02093	880247		
Chalkyitsik Village Council	\$28,447	CVC86068	880248		
Chenega Bay IRA Council	\$28,659	CBI91253	880249		
Cheesh'na Tribal Council	\$30,463	CVC84298	880250		
Chitina Traditional Village Council	\$31,152	CVC84299	880251		
Circle Civic Community Association	\$30,038	CCC86091	880252		
Native Village of Kluti-Kaah	\$46,320	CCV84278	880253		
Crooked Creek Traditional Council	\$31,470	CCV84285	880254		
Deltana Community Corporation	\$75,000	DEC84355	880255		
Dot Lake Village Council	\$26,697	DLV85234	880256		
Dry Creek Community Inc.	\$29,985	DCC97204	880257		
Eagle Village Council	\$28,713	VIE99246	880258		
Edna Bay Community	\$27,174	EBC84166	880259		
Community of Elfin Cove	\$26,326	ECC84075	880260		
Four Mile Road Community Council	\$27,068	FMR92210	880261		
Gakona Volunteer Fire Department	\$37,410	GVF96199	880262		
Copper Valley Community Library Assoc.	\$52,844	CVC84192	880263		
Goldstream Community Association	\$26,803	GOC01168	880264		
Gulkana Village Council	\$34,387	GVC86092	880265		
Healy Lake Traditional Council	\$27,440	HLT00206	880266		
Hollis Community Council	\$33,274	HCA87357	880267		
Hyder Community Association, Inc.	\$29,879	HCA84171	880268		
Kasigluk Traditional Council	\$53,745	XXX02540	880269		
Kenny Lake Community League	\$46,957	KLC85206	880270		
Kipnuk Village Council	\$60,428	KVC85227	880271		
Chilkat Indian Village Council	\$30,940	CIV85233	880272		
Koliganek Village Council	\$33,751	KVC85269	880273		
Kongiganak Traditional Council	\$46,798	KTV85248	880274		
Kwigillingok IRA Council	\$45,048	KIC84264	880275		
Lime Village Traditional Council	\$26,326	LVC92184	880276		
Manley Hot Springs Community Association	\$29,137	MHS91070	880277		
McCarthy Area Council	\$28,182	MAC99214	880278		
Mentasta Lake Village Council	\$31,046	MVC84171	880279		
Minto IRA Council	\$34,865	MIC84299	880280		
Naukati West Inc.	\$31,842	NAW94209	880281		
Nelehina/Mendeltna Corporation	\$30,993	NEM88076	880282		
Newtok Traditional Council	\$42,131	NTC90221	880283		
Nikolski IRA Council	\$26,644	NIC86092	880284		
Northway Village Council	\$37,039	NVC84299	880285		
Oscarville Village Council	\$28,394	OVC95083	880286		
Paxson Community Affairs	\$26,485	PCA86092	880287		
Pitka's Point Village Council	\$30,781	PPV86068	880288		
Point Baker Community Council	\$26,432	PBC85241	880289		

Prepared by Department of Community Development from Department

**FY 08 Municipal Energy Assistance Program  
Unincorporated Community Encumbrance List**

Port Protection Community Association	\$28,129	PPC86092	880290
Red Devil People and Community Inc.	\$26,538	RDP96201	880291
Association of Silver Springs Area Residents	\$30,993	ASS91186	880292
Slana Community Corporation	\$29,985	SLC89319	880293
Sleetmute Traditional Council	\$29,826	SVC85241	880294
Stevens Village IRA Council	\$28,341	STV85241	880295
Stony River Traditional Village Council	\$27,811	SRT85241	880296
Takotna Community Association, Inc.	\$27,811	TCA85205	880297
Tanacross Village Council	\$32,743	TVC86068	880298
Tatitlek Village IRA Council	\$31,205	TVC85206	880299
The Association of Tazlina Residents	\$34,971	ATR88075	880300
Tetlin Village Council	\$32,902	TVC85233	880301
Tok Community Umbrella Association	\$75,000	TCU85241	880302
Tuluksak Native Community	\$51,147	TUI94138	880303
Tuntutuliak Village Council	\$46,586	TVC84286	880304
Tununak IRA Council	\$42,661	TIC89090	880305
Twin Hills Village Council	\$29,084	THV84033	880306
Venetie Village Council	\$34,918	VVC84285	880307
Whale Pass Homeowners' Association	\$28,235	WPH87356	880308
<b>Unincorporated Total</b>	<b>\$2,370,664</b>		

*adopted  
3/3/08*

*SAV*

**AMENDMENT 4**

OFFERED IN THE HOUSE  
TO: HCS CS SB 72 ( ), Version 25-LS0506F

BY REPRESENTATIVE MEYER

1           **Page 5, line 7**

2                   Delete "\$50,000,000"

3                   Insert "\$60,000,000"

4

5           **Page 5, line 9**

6                   Delete "\$150,000,000"

7                   Insert "\$180,000,000"

8

9           **Page 5, line 11**

10                   Delete "\$50,000,000"

11                   Insert "\$60,000,000"

12

13           **Page 5, line 22**

14                   Delete "50,000,000, divided by 50,000,000, plus one, multiplied by 300,000"

15                   Insert "\$60,000,000, divided by 60,000,000, plus one, multiplied by 384,000"

16

17           **Page 6, line 3**

18                   Delete "fifteenth"

19                   Insert "nineteenth"

20

21

22

23

24

CS

Adopted  
2/27/08

AMENDMENT

OFFERED IN THE HOUSE BY REPRESENTATIVE MEYER  
TO: HCS CS SB 72 ( ), Version 25-LS0506\F

- 1 Page 4, line 31
- 2 Delete "to assist communities"
- 3 Insert [as grants] to municipalities, reserves, and communities for any public
- 4 purpose" Deleted
- 5
- 6 Page 5, line 4
- 7 Delete "up to"
- 8 Insert "an amount equal to"
- 9
- 10 Page 5, line 5
- 11 After "(g)."
- 12 Delete "Appropriations for a fiscal year may also be limited to"
- 13 Insert "The amount may not exceed"
- 14
- 15 Page 5, line 28
- 16 After "subsection"
- 17 Insert ", rounded to the nearest \$1,000"
- 18
- 19 Page 5, line 29
- 20 After "amount"
- 21 insert ", rounded to the nearest \$1,000"
- 22
- 23 Page 5, line 30
- 24 After "amount"
- 25 Insert ", rounded to the nearest \$100"

1  
2  
3  
4  
5  
6  
7  
8  
9  
10  
11  
12  
13  
14  
15  
16  
17  
18  
19  
20  
21  
22  
23  
24  
25  
26  
27  
28  
29  
30  
31

**Page 6, line 1**

After "amount"

Insert ", rounded to the nearest \$100"

4

Held  
2/29/08

AMENDMENT 3

OFFERED IN THE HOUSE BY REPRESENTATIVE CHENAULT  
TO: HCS CS SB 72 ( ), Version 25-LS0506F

- 1
- 2
- 3
- 4
- 5
- 6
- 7
- 8
- 9
- 10
- 11
- 12
- 13
- 14
- 15
- 16
- 17
- 18
- 19
- 20
- 21
- 22
- 23
- 24

Page 7, lines 11-13

Delete all material

Insert "assembly approval. If there is more than one qualified entity in an unincorporated community in a borough or unified municipality, one of the entities may receive the entire payment, or the payment may be shared between two or more of the qualified entities, as determined by the assembly.

(c) An unincorporated community in a borough or unified municipality is eligible for a community revenue sharing payment only if at least three of the following services are generally available to all residents of the unincorporated community and each of the three services, in any combination, are provided by one or more qualifying incorporated nonprofit entities or a Native village council or are substantially paid for by the residents of the unincorporated community through taxes, charges, or assessments levied or authorized by the borough or unified municipality."

SB 72-COMMUNITY REVENUE SHARING

Presentation

Adopted 2/14/08 CS LS0506\ F

3 New Fiscal Notes: DOA 11/30, DCCED 2/28 and DNR 2/13

Jeremy AML

Teleconference

Berna Andrews, Mayor, City of Aleknagik

Kay Andrew, Council Member,

Lynn Woods, Matsu Borough

Walt Wrede, Homer, City Manager

**Title:** Estimates of Progressive Surcharge Tax Revenue (AS 43.55.011(g)),  
FY 2008 - FY 2014, at Fall 2007 Forecasted Price, Cost and Production Levels

**Preparer:** Cherie Nienhuis, Petroleum Economist

**Date:** 28-Feb-08

**Purpose:** Provide estimates of progressive surcharge revenue as relates to SB 72 (2008)

**Data Source:** DOR Forecasting model

**Key Assumptions:** All assumptions in the Fall 2007 Revenue forecasting model

**History:** None

**Disclaimer:** The Department of Revenue is in the process of reviewing and updating the data on which this analysis is based. As a result, future analysis could have different results.

The information contained in this workbook may be privileged, confidential or otherwise protected from disclosure. If you are not the intended recipient, any use, dissemination, disclosure, distribution or copying is strictly prohibited

2:54  
3:09

**Estimates of Progressive Surcharge Tax Revenue (AS 43.55.011(g)),  
FY 2008 - FY 2014, at Fall 2007 Forecasted Price, Cost and Production Levels**

	FY 2008	FY 2009	FY 2010	FY 2011	FY 2012	FY 2013	FY 2014
Production (mmbbls/day)	0.731	0.701	0.693	0.676	0.675	0.685	0.687
ANS WC Price (\$ per bbl)	\$72.64	\$66.32	\$63.40	\$64.75	\$66.35	\$67.45	\$68.55
Est Prog Surcharge Revenue (\$millions)	\$950	\$400	\$350	\$350	\$400	\$400	\$400
Max Community Rev Sharing Fund Rate	20%	20%	20%	20%	20%	20%	20%
Max Available for Appropriation to Community Rev Sharing Fund (\$millions)	\$190	\$80	\$70	\$70	\$80	\$80	\$80

# ALASKA STATE LEGISLATURE

## SENATE COMMUNITY AND REGIONAL AFFAIRS



STATE CAPITOL  
ROOM 514  
JUNEAU ALASKA  
99801-1182  
(907) 465-4989  
FAX (907) 465-4821

## SENATOR DONALD C. OLSON, CHAIR

MEMBERS:

SENATOR ALBERT KOOKESH, SENATOR GARY STEVENS, SENATOR TOM WAGONER, SENATOR JOE THOMAS

### Sponsor Statement

#### SB 72 – COMMUNITY REVENUE SHARING

SB 72 establishes a sustainable revenue sharing program based on the owner-state concept. The resources of the state belong to all Alaskans. Cities and boroughs were formed by the state as political subdivisions to provide services to the people. Without revenue sharing, the entire cost of basic services is borne by local taxpayers.


Skyrocketing fuel and retirement system costs and inflation, in conjunction with severe cuts in revenue sharing over the past several years have local governments scrambling to continue providing even basic services such as snow removal and road maintenance, public safety, and the education of our children.

SB 72 provides a means for sustainable revenue sharing in order to allow communities to continue providing basic services. SB 72 would allow the legislature to allocate 3% of certain natural resource revenues or up to \$50,000,000 for community revenue sharing every year. Basing revenue sharing on the state's annual income allows for the flexibility needed to continue the program during lean years, when state revenue is down.

Without consistent, dependable revenue sharing, provision of basic services will continue to decline. Some small communities have already closed their doors. SB 72 provides the tool to solve the problem of helping local governments fund basic services.

# COMMUNITY REVENUE SHARING

*How Communities Use Their Share*



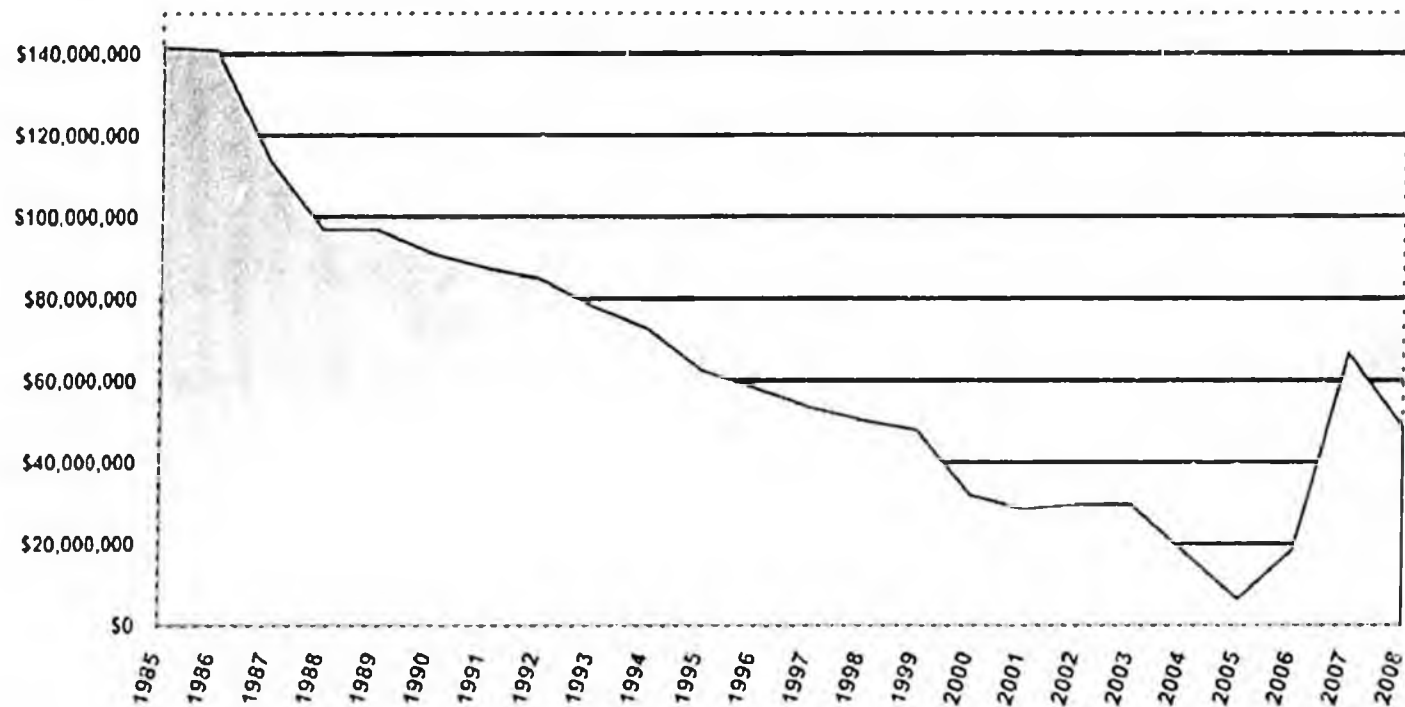
Alaska Municipal League - 217 Second Street, Juneau, Alaska 99801 - 907.586.1325 - [www.akml.org](http://www.akml.org)

# COMMUNITY REVENUE SHARING



## Historic Revenue Sharing Totals

1985	\$141,656,800
1986	\$140,939,000
1987	\$113,737,600
1988	\$96,857,800
1989	\$96,857,800
1990	\$91,094,000
1991	\$87,450,200
1992	\$84,995,000
1993	\$78,195,400
1994	\$72,721,800
1995	\$62,613,500
1996	\$58,230,700
1997	\$53,572,300
1998	\$50,358,000
1999	\$47,840,100
2000	\$31,893,400
2001	\$28,493,400
2002	\$29,630,700
2003	\$29,630,700
2004*	\$17,933,200
2005*	\$6,450,000
2006*	\$18,426,923
2007*	\$66,675,087
2008	\$48,720,000



\*2004- One time Federal Funds

\*2005- Rural energy assistance

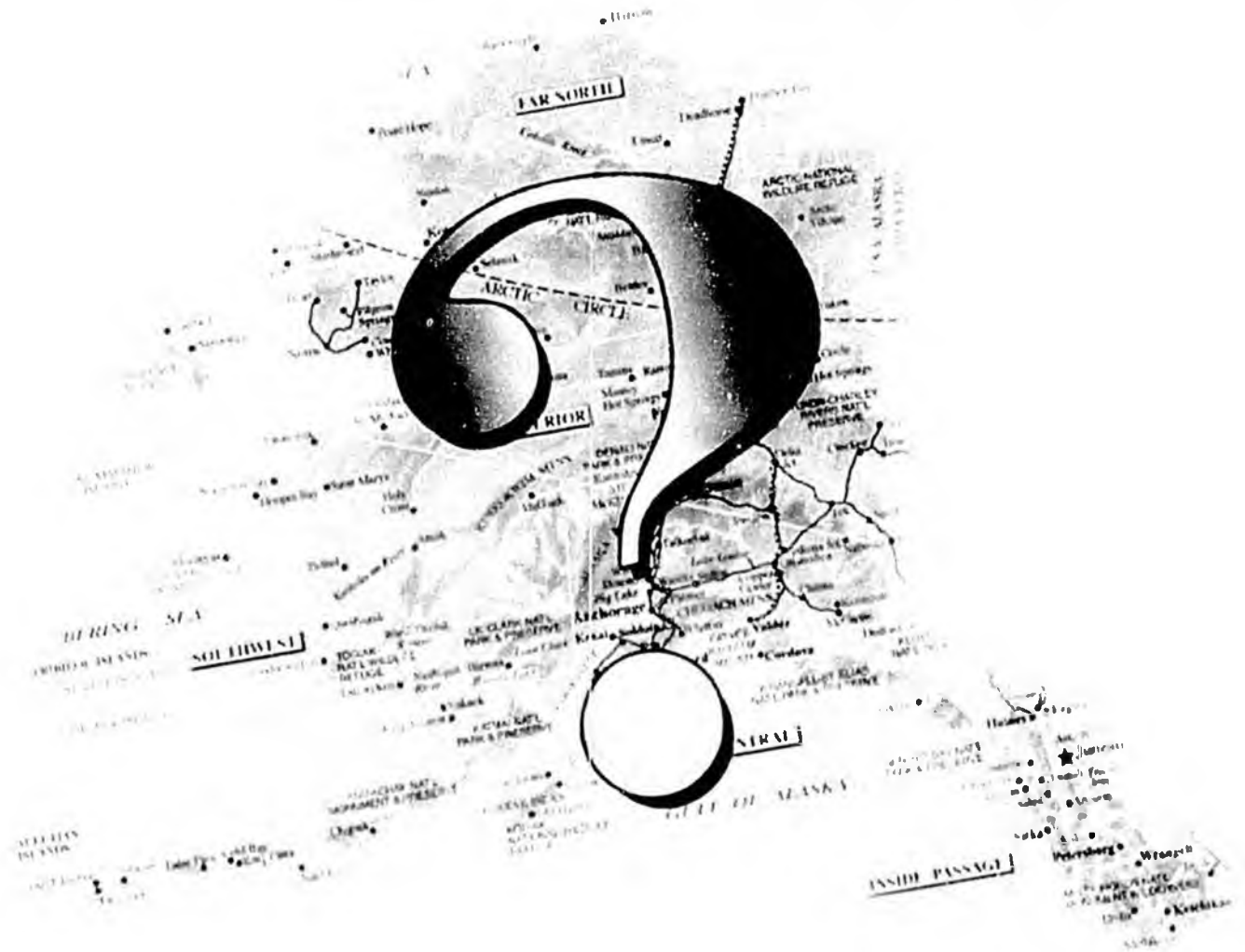
\*2006- PERS assistance

\*2007- In 2007 the legislature appropriated \$18,581,921 for PERS Relief and \$48,093,166 to offset the impacts of rising energy costs, with a minimum of \$40,000 to any municipality.

# COMMUNITY REVENUE SHARING



## How Do Communities Use Revenue Sharing?



# COMMUNITY REVENUE SHARING



## Municipality of Anchorage

**\$13,536,127**

**FY 08 Revenue Sharing**

- Aids Property Tax Relief
- Each Property Owner Receives a Green Card
- Each Green Card Shows Their Property Tax Total With and Without Property Tax Relief
- In FY 07 the Average Single-Family Home in Anchorage Saved \$389 or the Equivalent of 1.27 Mills From Revenue Sharing

**FY 09 Revenue Sharing W/ \$75M: \$20,249,082**

As Recommended by the Alaska Municipal League

# COMMUNITY REVENUE SHARING



## Municipality of Anchorage

### 2008 ESTIMATED REAL PROPERTY TAXES

When assessed valuation notices are sent in January, property owners frequently ask: How will the change in assessed value affect my property taxes?

To help answer this question, the Municipality of Anchorage is providing **preliminary estimates of the 2008 taxes** for this property. Please note that your actual 2008 taxes may vary somewhat from this estimate. For comparison purposes, your property's actual 2007 tax also is provided.

FOR INFORMATIONAL PURPOSES ONLY—THIS IS NOT A TAX BILL			
	2007 Actual	2008 Estimate <i>With</i> State-funded local property tax relief (a)	2008 Estimate <i>Without</i> State-funded local property tax relief (b)
Local Property Tax	\$4,799	\$5,051	\$5,336
<p>(a) The Municipal Assembly adopted the 2008 General Government operating budget in December 2007. If approved by the legislature, the Mayor and Assembly have pledged to use the anticipated \$24 million in State-funded assistance for local property tax relief.</p> <p>(b) This column shows the estimated increase in taxes on your property, if the State Legislature does <u>not</u> approve any State-funded assistance for the Municipality of Anchorage during the 2008 session.</p>			

The Municipal Assembly is scheduled to levy 2008 property taxes by May 1, 2008. The Municipal Treasury Division will mail your 2008 tax bill by May 15. Payment of the first half of your 2008 taxes will be due on June 15. Payment of the second half of your 2008 taxes will be due on August 15. Property taxes become delinquent and are subject to penalty and interest, if payments are not made by these due dates.

**THIS IS NOT A TAX BILL**

# COMMUNITY REVENUE SHARING



## Municipality of Anchorage

“For the last two years, Anchorage has used its revenue sharing to lower property taxes for Anchorage residents. The Assembly and I remain committed to using any revenue sharing funds again this year for property tax reduction.”

–Mayor Mark Begich



# COMMUNITY REVENUE SHARING



## Matanuska-Susitna Borough

**\$3,223,175**

**FY 08 Revenue Sharing**

- Aids Property Tax Relief
- FY 08 Revenue Sharing Reduced Property Tax by a Little More Than a Half of a Mill
- Mat-Su Property Owners Receive a Brochure With Their Property Tax Bill Titled "Your Property Tax Dollars"

**FY 09 Revenue Sharing W/ \$75M: \$4,855,471**

As Recommended by the Alaska Municipal League

# COMMUNITY REVENUE SHARING



## Matanuska-Susitna Borough



### Your Property Tax Dollars


*Matanuska-Susitna Borough, Alaska 2007*

The typical homeowner in the Matanuska-Susitna Borough would pay an average of \$2,235 in Property Taxes (both areawide and non-areawide), based on an average assessed value of \$223,157. If a property is located in a Road or Fire Service Area or within a City, additional taxes are paid. This year the Assembly approved to pass through State Shared Revenue as Tax Relief.

The Average Homeowner in the Mat-Su Borough Saved \$116 because of Community Revenue Sharing

#### Summary of 2007 Tax Bill

Non-Areawide



Areawide	\$2,152	96%
Non-Areawide	83	4%
<b>Total</b>	<b>\$2,235</b>	<b>100%</b>
<b>Tax Relief</b>	<b>(116)</b>	
<b>Balance Due</b>	<b>\$2,119</b>	

Due to Community Revenue Sharing

# COMMUNITY REVENUE SHARING



## Matanuska-Susitna Borough

“For us in the Mat-Su, revenue sharing means our citizens paid less in property taxes .”

-Mayor Curt Menard



# COMMUNITY REVENUE SHARING



## Haines Borough

**\$355,279**

**FY 08 Revenue Sharing**

- Able to Increase Funding to Schools
- Establish a Full-time Maintenance Position to Address Deferred Maintenance problems
- Saves Taxpayers Both Now and in the Future

**FY 09 Revenue Sharing W/ \$75M: \$605,996**

**As Recommended by the Alaska Municipal League**

# COMMUNITY REVENUE SHARING



## Haines Borough

“This fiscal year Haines was able to – for the very first time, establish a full-time maintenance position that will help us address the years of deferred maintenance problems and “band-aid fixes” throughout all of our facilities. This will save the taxpayers in many ways both now and in the future. Also, after many years of flat-funding for our school district, the Haines Borough was able to increase its contribution to the school with its funds from revenue sharing.”

–Borough Manager Robert Venables



# COMMUNITY REVENUE SHARING



## City of Saint Paul

**\$96,610**

### FY 08 Revenue Sharing

- Purchased Fuel to Provide Basic Services
  - E.g.- Heat City Buildings, Run City Equipment

FY 09 Revenue Sharing W/ \$75M: \$144,521  
As Recommended by the Alaska Municipal League

# COMMUNITY REVENUE SHARING



## City of Saint Paul



“The City of St. Paul used all of their Revenue Sharing money from the State of Alaska to pay their fuel bill.”  
-City Clerk Phyllis Swetzof



# COMMUNITY REVENUE SHARING



## Kenai Peninsula Borough

**\$1,749,553**

**FY 08 Revenue Sharing**

- Funded Education at the Cap
  - Thus Reducing Mill Rate Increase

**FY 09 Revenue Sharing W/ \$75M: \$2,667,284**

As Recommended by the Alaska Municipal League

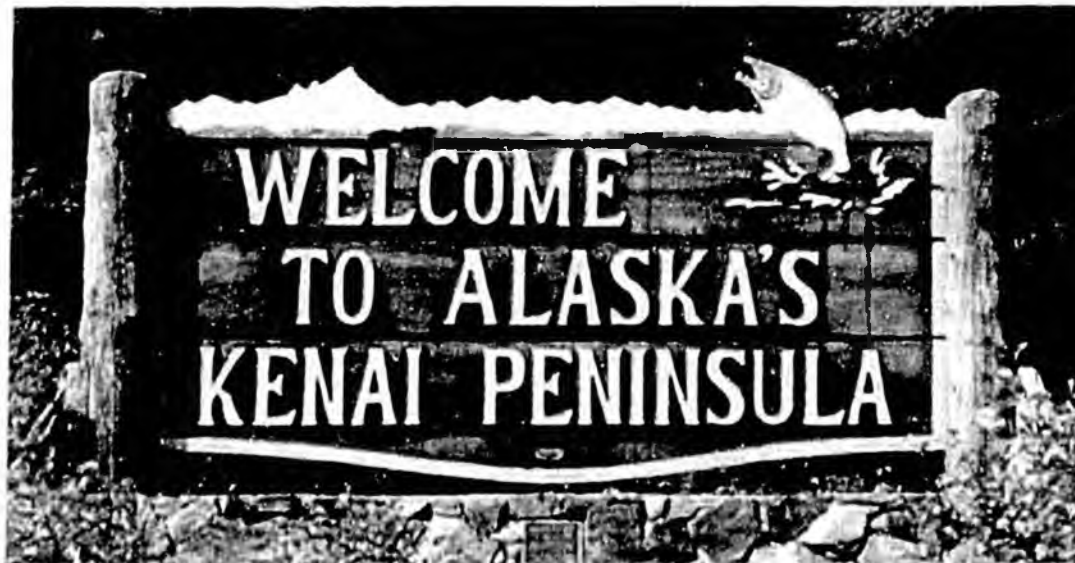
# COMMUNITY REVENUE SHARING



## Kenai Peninsula Borough

The Kenai Peninsula Borough used the Revenue Sharing received from the State of Alaska during FY 2008 to continue its practice of funding education at the cap. Without these funds, the Borough's mill rate would have needed to increase .33 mills, to continue funding education at the cap.

-Borough Finance Director Craig Chapman



# COMMUNITY REVENUE SHARING

---



**City of Gustavus**

**\$95,718**

**FY 08 Revenue Sharing**

- Supports Basic Services
- Helps Offset High Energy Costs


**FY 09 Revenue Sharing W/ \$75M: \$143,198**

**As Recommended by the Alaska Municipal League**

# COMMUNITY REVENUE SHARING



## City of Gustavus



Gustavus City Hall



Gustavus Fire Department

“The City of Gustavus used their Revenue Sharing from the State of Alaska to offset their high energy costs and to help support all city services such as: our library; our fire department; our EMS squad; our health clinic and our City Hall.”

-Mayor Ken Klawunder

# COMMUNITY REVENUE SHARING

---



## Denali Borough

**\$321,219**

## FY 08 Revenue Sharing

- Funded Fire & EMS Services to Over 100 miles of the Parks Highway

FY 09 Revenue Sharing W/ \$75M: \$555,529

As Recommended by the Alaska Municipal League

# COMMUNITY REVENUE SHARING



## Denali Borough

The Denali Borough budget for '08 included \$271,589 for local fire/EMS and the lion's share of that is spent on visitors including response along over 100 miles of the Parks Highway.

-Mayor David Talerico



# COMMUNITY REVENUE SHARING



## Conclusion

- The AML Appreciates the Legislature's Support by Addressing Revenue Sharing as a Statewide Issue
- The AML Urges the Committee to adopt SB 72 with an Annual Payout of \$75 million by Increasing the Revenue Sharing Fund to \$225 million
- Revenue Sharing Combined with Education Funding and the PERS/TRS Fix are Positive Steps to Building Sustainable Communities in Alaska

Suzanne C. 2/14/08

# Community Revenue Sharing

---

## **SB 72**

"An Act relating to the community revenue sharing program; repealing certain programs providing state payments to municipalities and other entities; and providing for an effective date."



# Community Revenue Sharing

---

## **Elements of a Community Revenue Sharing Program:**

**Fairness**

**Stability**

**Affordability**

**Sustainability**



# Elements of Proposed Revenue Sharing Program

---

## **The Fund**

Fills when the state has revenue from the progressivity surcharge (that is, when oil exceeds \$60/bbl)  
Or, can be filled with other fund source determined by the Legislature (GF)

## **The Formula**

Adjustable Basic Payments  
Per Capita Distribution  
Minimum Basic Payments

## **Mechanics**

Slow Phase Out  
Quick Bounce Back



# Community Revenue Sharing Fund

---

- For the purpose of making community revenue sharing payments to local communities
- Consists of appropriations
  - 20% of revenue generated under AS 43.55.011(g), not to exceed the greater of
    - \$50 million or
    - The amount to bring the fund balance to \$150 million
- Interest earned on the fund may be appropriated to the fund
- Money in the fund does not lapse
- This is not a dedicated fund



## The Formula

---

- If the fund balance at the end of the fiscal year is at least \$50 million, there will be revenue sharing.
- Without further appropriation, DCCED will distribute 1/3<sup>rd</sup> of the fund balance as revenue sharing payments.
- The amount of distribution is very similar to the amounts used during the last two years-\$50 million as grants in the capital budget.



## Basic Payments

---

Borough	\$300,000
City	\$75,000
Unincorporated City (outside borough)	\$25,000
Unincorporated City (inside borough)	\$20,000
Unified Municipality	\$375,000



# Per Capita Distribution


---

The remaining balance of the \$50 million is distributed per capita:

Communities in the unorganized borough cannot have a total (basic+per capita) payment that exceeds the city basic payment (\$75,000)

Excess amount is then distributed to the remaining qualifying communities in the unorganized borough

The population of each city in a borough is deducted from the total borough population



## What Happens When the Amount Available is Larger than \$50 Million?

---

The formula has a "floating" basic payment structure...

### **\$75 million available for program**

**50% more funds available, the basic payments adjust by 50%...**

Borough	\$450,000
City	\$112,500
Unincorporated (outside of borough)	\$37,500
Unincorporated (inside of borough)	\$30,000
Unified Municipality	\$562,500



## What Happens When There is **Less** than \$50 Million Available?

---

The "floating" basic payment kicks in, just in reverse....

**\$45 million available for program**

**10% less funds available, the basic payment adjusts by 10%**

Borough	\$270,000
City	\$67,500
Unincorporated (outside of borough)	\$22,500
Unincorporated (inside of borough)	\$18,000
Unified Municipality	\$337,500



## But Wait, There's More...

---

- A minimum base has been inserted in order to protect smaller communities when there is less than \$50 million available for a program.
- The minimum borough basic payment in the draft proposal is \$220,000.



## Minimum Basic Payments

---

Borough	\$220,000
City	\$55,000
Unincorporated (outside of borough)	\$18,300
Unincorporated (inside of borough)	\$14,700
Unified Municipality	\$275,000

\*Minimum basic payments will occur when the program is at \$36 million



## Fund Mechanics

---

FY 08 Capitalization: \$150 million

---

FY 09 Payments: \$50 million

\*1/3<sup>rd</sup> of fund balance

FY 09 Appropriation: \$50 million

\*From surcharge revenue

---

FY 2010 Payments: \$50 million

\*1/3<sup>rd</sup> of fund balance

FY 2010 Appropriation: \$50 million

\*From surcharge revenue



## When Oil Prices Fall....

---

**FY2011:** Assume oil falls below \$60/bbl and remains there through FY2013...

**FY2011:** Payments remain at \$50 million. No progressivity, means no cash into the fund.

**FY2012:** Payments fall to \$33 million (based on FY 2011 year end balance of \$100 million). No progressivity in FY 2012 means no cash into the fund.

**FY2013:** Payments fall to \$22 million (based on FY 2012 balance of \$66 million). No progressivity in FY 2013 means no cash into the fund.

**FY2014:** Payments are zero. The fund balance is less than \$50 million)



## The “Bounce Back” Potential

---

- Interest may be appropriated to the fund
- Other revenue may be appropriated to the fund
- **But most importantly:** when higher oil prices trigger the surcharge, the fund can immediately recover to the \$150 million level and payments the following year would be \$50 million



## Does it meet the tests?

---

**Fairness:** Basic payment that adjusts with funds available for the program, coupled with a per-capita payment.

**Stability:** Communities will know payment levels well in advance.

**Affordability:** The program is funded when the surcharge is triggered or other appropriations are made.

**Sustainability:** The fund has quick "bounce back" potential, as long as the total cost of the program is a sustainable cost for the State.

Distributed By Rep. Meyer

(1)

Community	2006 Population	Base Payment	Per Capita Distribution	Base Payment Plus Per Capita Payment	% of Total	Dollars per Capita	FY08 Rev Sharing
<b>Total Distribution</b>		<b>To Cities and Boroughs:</b>		46,997,001	94%		
		<b>Unincorporated Communities Outside Boroughs:</b>		2,382,999	5%		
		<b>Unincorporated Communities in Boroughs:</b>		620,000	1%		
		<b>Total Revenue Sharing:</b>		50,000,000			
Adak	146	75,000	6,775	81,775	0%	560	81,859
Akhiok	44	75,000	2,042	77,042	0%	1,751	77,067
Akiak	367	75,000	17,031	92,031	0%	251	92,241
Akutan	741	75,000	34,387	109,387	0%	148	109,811
Alakanuk	663	75,000	30,768	105,768	0%	160	106,147
Aleknagik	241	75,000	11,184	86,184	0%	358	86,322
Aleutians East Borough	64	300,000	2,970	302,970	1%	4,734	253,007
Allakaket	94	75,000	4,362	79,362	0%	844	79,416
Ambler	277	75,000	12,855	87,855	0%	317	88,013
Anaktuvuk Pass	299	75,000	13,876	88,876	0%	297	89,047
Anchorage	282,813	375,000	13,124,388	13,499,388	27%	48	13,536,127
Anderson	536	75,000	24,874	99,874	0%	186	100,180
Angoon	482	75,000	22,368	97,368	0%	202	97,644
Aniak	512	75,000	23,760	98,760	0%	193	99,053
Anvik	88	75,000	4,084	79,084	0%	899	79,134
Atka	73	75,000	3,388	78,388	0%	1,074	78,429
Atkasuk	237	75,000	10,998	85,998	0%	363	86,134
Barrow	4,065	75,000	188,643	263,643	1%	65	265,968
Bethel	5,812	75,000	269,715	344,715	1%	59	348,039
Bettles	25	75,000	1,160	76,160	0%	3,046	76,174
Brevig Mission	324	75,000	15,036	90,036	0%	278	90,221
Bristol Bay Borough	1,060	300,000	49,191	349,191	1%	329	299,797
Buckland	457	75,000	21,208	96,208	0%	211	96,469
Chefornak	460	75,000	21,347	96,347	0%	209	96,610
Chevak	908	75,000	42,137	117,137	0%	129	117,656
Chignik	85	75,000	3,945	78,945	0%	929	78,993
Chuathbaluk	99	75,000	4,594	79,594	0%	804	79,651
Clark's Point	69	75,000	3,202	78,202	0%	1,133	78,242
Coffman Cove	162	75,000	7,518	82,518	0%	509	82,611

Community	2006 Population	Base Payment	Per Capita Distribution	Base Payment Plus Per Capita Payment	% of Total	Dollars per Capita	FY08 Rev Sharing
Cold Bay	87	75,000	4,037	79,037	0%	908	79,087
Cordova	2,211	75,000	102,605	177,605	0%	80	178,869
Craig	1,105	75,000	51,279	126,279	0%	114	126,911
Deering	138	75,000	6,404	81,404	0%	590	81,483
Delta Junction	1,039	75,000	48,216	123,216	0%	119	123,811
Denali Borough	1,516	300,000	70,352	370,352	1%	244	321,219
Dillingham	2,397	75,000	111,237	186,237	0%	78	187,607
Diomedea	110	75,000	5,105	80,105	0%	728	80,168
Eagle	110	75,000	5,105	80,105	0%	728	80,168
Eek	287	75,000	13,319	88,319	0%	308	88,483
Egegik	76	75,000	3,527	78,527	0%	1,033	78,570
Ekwok	111	75,000	5,151	80,151	0%	722	80,215
Elim	294	75,000	13,644	88,644	0%	302	88,812
Emmonak	796	75,000	36,940	111,940	0%	141	112,395
Fairbanks	30,552	75,000	1,417,814	1,492,814	3%	49	1,510,287
Fairbanks North Star Borough	64,626	300,000	2,999,073	3,299,073	7%	51	2,861,393
False Pass	54	75,000	2,506	77,506	0%	1,435	77,537
Fort Yukon	596	75,000	27,658	102,658	0%	172	102,999
Galena	636	75,000	29,515	104,515	0%	164	104,878
Gambell	643	75,000	29,839	104,839	0%	163	105,207
Golovin	154	75,000	7,147	82,147	0%	533	82,235
Goodnews Bay	242	75,000	11,230	86,230	0%	356	86,369
Grayling	174	75,000	8,075	83,075	0%	477	83,174
Gustavus	441	75,000	20,465	95,465	0%	216	95,718
Haines Borough	2,241	300,000	103,997	403,997	1%	180	355,279
Holy Cross	204	75,000	9,467	84,467	0%	414	84,584
Homer	5,454	75,000	253,102	328,102	1%	60	331,221
Hoonah	829	75,000	38,471	113,471	0%	137	113,945
Hooper Bay	1,157	75,000	53,692	128,692	0%	111	129,354
Houston	1,537	75,000	71,327	146,327	0%	95	147,206
Hughes	68	75,000	3,156	78,156	0%	1,149	78,195
Huslia	259	75,000	12,019	87,019	0%	336	87,167
Hydaburg	352	75,000	16,335	91,335	0%	259	91,536
Juneau	30,650	375,000	1,422,362	1,797,362	4%	59	1,689,891
Kachemak	458	75,000	21,254	96,254	0%	210	96,516

Community	2006 Population	Base Payment	Per Capita Distribution	Base Payment Plus Per Capita Payment	% of Total	Dollars per Capita	FY08 Rev Sharing
Kake	536	75,000	24,874	99,874	0%	186	100,180
Kaktovik	288	75,000	13,365	88,365	0%	307	88,530
Kaltag	199	75,000	9,235	84,235	0%	423	84,349
Kasaan	59	75,000	2,738	77,738	0%	1,318	77,772
Kenai	6,864	75,000	318,535	393,535	1%	57	397,460
Kenai Peninsula Borough	31,853	300,000	1,478,189	1,778,189	4%	56	1,749,553
Ketchikan	7,662	75,000	355,567	430,567	1%	56	434,949
Ketchikan Gateway Borough	5,090	300,000	236,210	536,210	1%	105	489,121
Kiana	401	75,000	18,609	93,609	0%	233	93,838
King Cove	807	75,000	37,450	112,450	0%	139	112,912
Kivalina	391	75,000	18,145	93,145	0%	238	93,369
Klawock	776	75,000	36,012	111,012	0%	143	111,455
Kobuk	135	75,000	6,265	81,265	0%	602	81,342
Kodiak	5,937	75,000	275,516	350,516	1%	59	353,911
Kodiak Island Borough	6,839	300,000	317,375	617,375	1%	90	571,286
Kotlik	611	75,000	28,354	103,354	0%	169	103,704
Kotzebue	3,104	75,000	144,046	219,046	0%	71	220,821
Koyuk	368	75,000	17,078	92,078	0%	250	92,288
Koyukuk	88	75,000	4,084	79,084	0%	899	79,134
Kupreanof	32	75,000	1,485	76,485	0%	2,390	76,503
Kwethluk	721	75,000	33,459	108,459	0%	150	108,871
Lake & Peninsula Borough	888	300,000	41,209	341,209	1%	384	291,717
Larsen Bay	90	75,000	4,177	79,177	0%	880	79,228
Lower Kalskag	269	75,000	12,483	87,483	0%	325	87,637
Manokotak	423	75,000	19,630	94,630	0%	224	94,872
Marshall	387	75,000	17,959	92,959	0%	240	93,181
Matanuska-Susitna Borough	63,288	300,000	2,936,981	3,236,981	6%	51	3,223,175
McGrath	321	75,000	14,897	89,897	0%	280	90,080
Mekoryuk	217	75,000	10,070	85,070	0%	392	85,194
Metlakatla	1,404	75,000	65,155	140,155	0%	100	140,958
Mountain Village	796	75,000	36,940	111,940	0%	141	112,395
Napakiak	370	75,000	17,170	92,170	0%	249	92,382
Napaskiak	464	75,000	21,533	96,533	0%	208	96,798
Nenana	553	75,000	25,663	100,663	0%	182	91,865
New Stuyahok	472	75,000	21,904	96,904	0%	205	97,174

Community	2006 Population	Base Payment	Per Capita Distribution	Base Payment Plus Per Capita Payment	% of Total	Dollars per Capita	FY08 Rev Sharing
Newhalen	167	75,000	7,750	82,750	0%	496	82,845
Nightmute	237	75,000	10,998	85,998	0%	363	86,134
Nikolai	98	75,000	4,548	79,548	0%	812	79,604
Nome	3,540	75,000	164,279	239,279	0%	68	241,304
Nondalton	196	75,000	9,096	84,096	0%	429	84,208
Noorvik	636	75,000	29,515	104,515	0%	164	104,878
North Pole	1,710	75,000	79,355	154,355	0%	90	155,333
North Slope Borough	247	300,000	11,462	311,462	1%	1,261	261,604
Northwest Arctic Borough	733	300,000	34,016	334,016	1%	456	284,435
Nuiqsut	417	75,000	19,352	94,352	0%	226	94,590
Nulato	290	75,000	13,458	88,458	0%	305	88,624
Nunam Iqua	201	75,000	9,328	84,328	0%	420	84,443
Nunapitchuk	547	75,000	25,384	100,384	0%	184	100,697
Old Harbor	192	75,000	8,910	83,910	0%	437	84,020
Ouzinkie	193	75,000	8,956	83,956	0%	435	84,067
Palmer	5,574	75,000	258,670	333,670	1%	60	336,858
Pelican	106	75,000	4,919	79,919	0%	754	79,980
Petersburg	3,129	75,000	145,206	220,206	0%	70	221,996
Pilot Point	66	75,000	3,063	78,063	0%	1,183	78,101
Pilot Station	574	75,000	26,637	101,637	0%	177	101,966
Platinum	38	75,000	1,763	76,763	0%	2,020	76,785
Point Hope	737	75,000	34,202	109,202	0%	148	109,623
Port Alexander	64	75,000	2,970	77,970	0%	1,218	78,007
Port Heiden	79	75,000	3,666	78,666	0%	996	78,711
Port Lions	211	75,000	9,792	84,792	0%	402	84,912
Quinhagak	648	75,000	30,071	105,071	0%	162	105,442
Ruby	183	75,000	8,492	83,492	0%	456	83,597
Russian Mission	329	75,000	15,268	90,268	0%	274	90,456
Saint George	120	75,000	5,569	80,569	0%	671	80,637
Saint Mary's	551	75,000	25,570	100,570	0%	183	100,885
Saint Michael	446	75,000	20,697	95,697	0%	215	95,952
Saint Paul	460	75,000	21,347	96,347	0%	209	96,610
Sand Point	890	75,000	41,302	116,302	0%	131	116,811
Savoonga	712	75,000	33,041	108,041	0%	152	108,449
Saxman	422	75,000	19,584	94,584	0%	224	94,825

Community	2006 Population	Base Payment	Per Capita Distribution	Base Payment Plus Per Capita Payment	% of Total	Dollars per Capita	FY08 Rev Sharing
Scammon Bay	520	75,000	24,131	99,131	0%	191	99,429
Selawik	841	75,000	39,028	114,028	0%	136	114,509
Seldovia	287	75,000	13,319	88,319	0%	308	88,483
Seward	2,627	75,000	121,910	196,910	0%	75	198,412
Shageluk	124	75,000	5,754	80,754	0%	651	80,825
Shaktolik	214	75,000	9,931	84,931	0%	397	85,053
Shishmaref	615	75,000	28,540	103,540	0%	168	103,892
Shungnak	260	75,000	12,066	87,066	0%	335	87,214
Sitka	8,833	375,000	409,909	784,909	2%	89	664,961
Skagway	854	300,000	39,631	339,631	1%	398	115,120
Soldotna	3,807	75,000	176,670	251,670	1%	66	253,847
Stebbins	612	75,000	28,401	103,401	0%	169	103,751
Tanana	261	75,000	12,112	87,112	0%	334	87,261
Teller	258	75,000	11,973	86,973	0%	337	87,120
Tenakee Springs	109	75,000	5,058	80,058	0%	734	80,121
Thorne Bay	482	75,000	22,368	97,368	0%	202	97,644
Togiak	783	75,000	36,336	111,336	0%	142	111,784
Toksook Bay	598	75,000	27,751	102,751	0%	172	103,093
Unalakleet	727	75,000	33,738	108,738	0%	150	109,153
Unalaska	3,940	75,000	182,842	257,842	1%	65	260,095
Upper Kalskag	271	75,000	12,576	87,576	0%	323	87,731
Valdez	4,353	75,000	202,008	277,008	1%	64	279,497
Wainwright	517	75,000	23,992	98,992	0%	191	99,288
Wales	139	75,000	6,451	81,451	0%	586	81,530
Wasilla	6,775	75,000	314,405	389,405	1%	57	393,279
White Mountain	224	75,000	10,395	85,395	0%	381	85,523
Whittier	189	75,000	8,771	83,771	0%	443	83,879
Wrangell	1,911	75,000	88,683	163,683	0%	86	164,776
Yakutat	634	300,000	29,422	329,422	1%	520	279,784
<b>Municipal Totals</b>	<b>662,018</b>	<b>\$16,275,000</b>	<b>\$30,722,001</b>	<b>\$ 46,997,001</b>		<b>\$70.99</b>	<b>45,694,998</b>

Distributed by Rep. Meyer

(2)

Community	2006 Population	Base Payment	Per Capita Distribution	Base Payment Plus Per Capita Payment	% of Total	Dollars per Capita	FY08 Rev Sharing
<b>Total Distribution</b>		<b>To Cities and Boroughs:</b>		30,875,926	94%		
		<b>Unincorporated Communities Outside Boroughs:</b>		1,668,374	5%		
		<b>Unincorporated Communities in Boroughs:</b>		455,700	1%		
		<b>Total Revenue Sharing:</b>		33,000,000			
Adak	146	55,000	4,177	59,177	0%	405	81,859
Akhiok	44	55,000	1,259	56,259	0%	1,279	77,067
Akiak	367	55,000	10,500	65,500	0%	178	92,241
Akutan	741	55,000	21,201	76,201	0%	103	109,811
Alakanuk	663	55,000	18,969	73,969	0%	112	106,147
Aleknagik	241	55,000	6,895	61,895	0%	257	86,322
Aleutians East Borough	64	220,000	1,831	221,831	1%	3,466	253,007
Allakaket	94	55,000	2,689	57,689	0%	614	79,416
Ambler	277	55,000	7,925	62,925	0%	227	88,013
Anaktuvuk Pass	299	55,000	8,555	63,555	0%	213	89,047
Anchorage	282,813	275,000	8,091,532	8,366,532	25%	30	13,536,127
Anderson	536	55,000	15,335	70,335	0%	131	100,180
Angoon	482	55,000	13,790	68,790	0%	143	97,644
Aniak	512	55,000	14,649	69,649	0%	136	99,053
Anvik	88	55,000	2,518	57,518	0%	654	79,134
Atka	73	55,000	2,089	57,089	0%	782	78,429
Atkasuk	237	55,000	6,781	61,781	0%	261	86,134
Barrow	4,065	55,000	116,303	171,303	1%	42	265,968
Bethel	5,812	55,000	166,287	221,287	1%	38	348,039
Bettles	25	55,000	715	55,715	0%	2,229	76,174
Brevig Mission	324	55,000	9,270	64,270	0%	198	90,221
Bristol Bay Borough	1,060	220,000	30,328	250,328	1%	236	299,797
Buckland	457	55,000	13,075	68,075	0%	149	96,469
Cheformak	460	55,000	13,161	68,161	0%	148	96,610
Chevak	908	55,000	25,979	80,979	0%	89	117,656
Chignik	85	55,000	2,432	57,432	0%	676	78,993
Chuathbaluk	99	55,000	2,832	57,832	0%	584	79,651
Clark's Point	69	55,000	1,974	56,974	0%	826	78,242
Coffman Cove	162	55,000	4,635	59,635	0%	368	82,611

Community	2006 Population	Base Payment	Per Capita Distribution	Base Payment Plus Per Capita Payment	% of Total	Dollars per Capita	FY08 Rev Sharing
Cold Bay	87	55,000	2,489	57,489	0%	661	79,087
Cordova	2,211	55,000	63,259	118,259	0%	53	178,869
Craig	1,105	55,000	31,615	86,615	0%	78	126,911
Deering	138	55,000	3,948	58,948	0%	427	81,483
Delta Junction	1,039	55,000	29,727	84,727	0%	82	123,811
Denali Borough	1,516	220,000	43,374	263,374	1%	174	321,219
Dillingham	2,397	55,000	68,580	123,580	0%	52	187,607
Diomedes	110	55,000	3,147	58,147	0%	529	80,168
Eagle	110	55,000	3,147	58,147	0%	529	80,168
Eek	287	55,000	8,211	63,211	0%	220	88,483
Eggekik	76	55,000	2,174	57,174	0%	752	78,570
Ekvok	111	55,000	3,176	58,176	0%	524	80,215
Elim	294	55,000	8,412	63,412	0%	216	88,812
Emmonak	796	55,000	22,774	77,774	0%	98	112,395
Fairbanks	30,552	55,000	874,120	929,120	3%	30	1,510,287
Fairbanks North Star Borough	64,626	220,000	1,849,008	2,069,008	6%	32	2,861,393
False Pass	54	55,000	1,545	56,545	0%	1,047	77,537
Fort Yukon	596	55,000	17,052	72,052	0%	121	102,999
Galena	636	55,000	18,197	73,197	0%	115	104,878
Gambell	643	55,000	18,397	73,397	0%	114	105,207
Golovin	154	55,000	4,406	59,406	0%	386	82,235
Goodnews Bay	242	55,000	6,924	61,924	0%	256	86,369
Grayling	174	55,000	4,978	59,978	0%	345	83,174
Gustavus	441	55,000	12,617	67,617	0%	153	95,718
Haines Borough	2,241	220,000	64,117	284,117	1%	127	355,279
Holy Cross	204	55,000	5,837	60,837	0%	298	84,584
Homer	5,454	55,000	156,044	211,044	1%	39	331,221
Hoonah	829	55,000	23,718	78,718	0%	95	113,945
Hooper Bay	1,157	55,000	33,103	88,103	0%	76	129,354
Houston	1,537	55,000	43,975	98,975	0%	64	147,206
Hughes	68	55,000	1,946	56,946	0%	837	78,195
Huslia	259	55,000	7,410	62,410	0%	241	87,167
Hydaburg	352	55,000	10,071	65,071	0%	185	91,536
Juneau	30,650	275,000	876,924	1,151,924	3%	38	1,689,891
Kachemak	458	55,000	13,104	68,104	0%	149	96,516

Community	2006 Population	Base Payment	Per Capita Distribution	Base Payment Plus Per Capita Payment	% of Total	Dollars per Capita	FY08 Rev Sharing
Kake	536	55,000	15,335	70,335	0%	131	100,180
Kaktovik	288	55,000	8,240	63,240	0%	220	88,530
Kaltag	199	55,000	5,694	60,694	0%	305	84,349
Kasaan	59	55,000	1,688	56,688	0%	961	77,772
Kenai	6,864	55,000	196,385	251,385	1%	37	397,460
Kenai Peninsula Borough	31,853	220,000	911,343	1,131,343	3%	36	1,749,553
Ketchikan	7,662	55,000	219,217	274,217	1%	36	434,949
Ketchikan Gateway Borough	5,090	220,000	145,629	365,629	1%	72	489,121
Kiana	401	55,000	11,473	66,473	0%	166	93,838
King Cove	807	55,000	23,089	78,089	0%	97	112,912
Kivalina	391	55,000	11,187	66,187	0%	169	93,369
Klawock	776	55,000	22,202	77,202	0%	99	111,455
Kobuk	135	55,000	3,862	58,862	0%	436	81,342
Kodiak	5,937	55,000	169,863	224,863	1%	38	353,911
Kodiak Island Borough	6,839	220,000	195,670	415,670	1%	61	571,286
Kotlik	611	55,000	17,481	72,481	0%	119	103,704
Kotzebue	3,104	55,000	88,808	143,808	0%	46	220,821
Koyuk	368	55,000	10,529	65,529	0%	178	92,288
Koyukuk	88	55,000	2,518	57,518	0%	654	79,134
Kupreanof	32	55,000	916	55,916	0%	1,747	76,503
Kwethluk	721	55,000	20,628	75,628	0%	105	108,871
Lake & Peninsula Borough	888	220,000	25,406	245,406	1%	276	291,717
Larsen Bay	90	55,000	2,575	57,575	0%	640	79,228
Lower Kalskag	269	55,000	7,696	62,696	0%	233	87,637
Manokotak	423	55,000	12,102	67,102	0%	159	94,872
Marshall	387	55,000	11,072	66,072	0%	171	93,181
Matanuska-Susitna Borough	63,288	220,000	1,810,726	2,030,726	6%	32	3,223,175
McGrath	321	55,000	9,184	64,184	0%	200	90,080
Mekoryuk	217	55,000	6,209	61,209	0%	282	85,194
Metlakatla	1,404	55,000	40,170	95,170	0%	68	140,958
Mountain Village	796	55,000	22,774	77,774	0%	98	112,395
Napakiak	370	55,000	10,586	65,586	0%	177	92,382
Napaskiak	464	55,000	13,275	68,275	0%	147	96,798
Nenana	553	55,000	15,822	70,822	0%	128	91,865
New Stuyahok	472	55,000	13,504	68,504	0%	145	97,174

Community	2006 Population	Base Payment	Per Capita Distribution	Base Payment Plus Per Capita Payment	% of Total	Dollars per Capita	FY08 Rev Sharing
Newhalen	167	55,000	4,778	59,778	0%	358	82,845
Nightmute	237	55,000	6,781	61,781	0%	261	86,134
Nikolai	98	55,000	2,804	57,804	0%	590	79,604
Nome	3,540	55,000	101,283	156,283	0%	44	241,304
Nondalton	196	55,000	5,608	60,608	0%	309	84,208
Noorvik	636	55,000	18,197	73,197	0%	115	104,878
North Pole	1,710	55,000	48,925	103,925	0%	61	155,333
North Slope Borough	247	220,000	7,067	227,067	1%	919	261,604
Northwest Arctic Borough	733	220,000	20,972	240,972	1%	329	284,435
Nuiqsut	417	55,000	11,931	66,931	0%	161	94,590
Nulato	290	55,000	8,297	63,297	0%	218	88,624
Nunam Iqua	201	55,000	5,751	60,751	0%	302	84,443
Nunapitchuk	547	55,000	15,650	70,650	0%	129	100,697
Old Harbor	192	55,000	5,493	60,493	0%	315	84,020
Ouzinkie	193	55,000	5,522	60,522	0%	314	84,067
Palmer	5,574	55,000	159,477	214,477	1%	38	336,858
Pelican	106	55,000	3,033	58,033	0%	547	79,980
Petersburg	3,129	55,000	89,523	144,523	0%	46	221,996
Pilot Point	66	55,000	1,888	56,888	0%	862	78,101
Pilot Station	574	55,000	16,423	71,423	0%	124	101,966
Platinum	38	55,000	1,087	56,087	0%	1,476	76,785
Point Hope	737	55,000	21,086	76,086	0%	103	109,623
Port Alexander	64	55,000	1,831	56,831	0%	888	78,007
Port Heiden	79	55,000	2,260	57,260	0%	725	78,711
Port Lions	211	55,000	6,037	61,037	0%	289	84,912
Quinhagak	148	55,000	18,540	73,540	0%	113	105,442
Ruby	133	55,000	5,236	60,236	0%	329	83,597
Russian Mission	329	55,000	9,413	64,413	0%	196	90,456
Saint George	120	55,000	3,433	58,433	0%	487	80,637
Saint Mary's	551	55,000	15,765	70,765	0%	128	100,885
Saint Michael	446	55,000	12,760	67,760	0%	152	95,952
Saint Paul	460	55,000	13,161	68,161	0%	148	96,610
Sand Point	890	55,000	25,464	80,464	0%	90	116,811
Savoonga	712	55,000	20,371	75,371	0%	106	108,449
Saxman	422	55,000	12,074	67,074	0%	150	94,825

Community	2006 Population	Base Payment	Per Capita Distribution	Base Payment Plus Per Capita Payment	% of Total	Dollars per Capita	FY08 Rev Sharing
Scammon Bay	520	55,000	14,878	69,878	0%	134	99,429
Selawik	841	55,000	24,062	79,062	0%	94	114,509
Seldovia	287	55,000	8,211	63,211	0%	220	88,483
Seward	2,627	55,000	75,161	130,161	0%	50	198,412
Shageluk	124	55,000	3,548	58,548	0%	472	80,825
Shaktoolik	214	55,000	6,123	61,123	0%	286	85,053
Shishmaref	615	55,000	17,596	72,596	0%	118	103,892
Shungnak	260	55,000	7,439	62,439	0%	240	87,214
Sitka	8,833	275,000	252,720	527,720	2%	60	664,961
Skagway	854	220,000	24,434	244,434	1%	286	115,120
Soldotna	3,807	55,000	108,922	163,922	0%	43	253,847
Stebbins	612	55,000	17,510	72,510	0%	118	103,751
Tanana	261	55,000	7,467	62,467	0%	239	87,261
Teller	258	55,000	7,382	62,382	0%	242	87,120
Tenakee Springs	109	55,000	3,119	58,119	0%	533	80,121
Thorne Bay	482	55,000	13,790	68,790	0%	143	97,644
Togiak	783	55,000	22,402	77,402	0%	99	111,784
Toksook Bay	598	55,000	17,109	72,109	0%	121	103,093
Unalakleet	727	55,000	20,800	75,800	0%	104	109,153
Unalaska	3,940	55,000	112,727	167,727	1%	43	260,095
Upper Kalskag	271	55,000	7,754	62,754	0%	232	87,731
Valdez	4,353	55,000	124,543	179,543	1%	41	279,497
Wainwright	517	55,000	14,792	69,792	0%	135	99,288
Wales	139	55,000	3,977	58,977	0%	424	81,530
Wasilla	6,775	55,000	193,839	248,839	1%	37	393,279
White Mountain	224	55,000	6,409	61,409	0%	274	85,523
Whittier	189	55,000	5,407	60,407	0%	320	83,879
Wrangell	1,911	55,000	54,675	109,675	0%	57	164,776
Yakutat	634	220,000	18,139	238,139	1%	376	279,784
<b>Municipal Totals</b>	<b>662,018</b>	<b>\$11,935,000</b>	<b>\$18,940,926</b>	<b>\$ 30,875,926</b>		<b>\$46.64</b>	<b>45,694,998</b>

# FISCAL NOTE

**STATE OF ALASKA**  
**2007 LEGISLATIVE SESSION**

Fiscal Note Number: SB072CSFIN-DNR-CO-05-08-07  
 Bill Version: CS SB72 FIN  
 () Publish Date: \_\_\_\_\_

Revision Date/Time (Note if correction): \_\_\_\_\_ Dept. Affected: Natural Resources  
 Title: Community Revenue Sharing RDU: Resource Development  
 Component: Commissioner's Office  
 Sponsor: Senate Community & Regional Affairs Committee  
 Requester: S FIN Component No.: 423

**Expenditures/Revenues** (Thousands of Dollars)

Note: Amounts do not include inflation unless otherwise noted below.

OPERATING EXPENDITURES	FY 2008	FY 2009	FY 2010	FY 2011	FY 2012	FY 2013
Personal Services						
Travel						
Contractual						
Supplies						
Equipment						
Land & Structures						
Grants & Claims						
Miscellaneous						
<b>TOTAL OPERATING</b>	<b>0.0</b>	<b>0.0</b>	<b>0.0</b>	<b>0.0</b>	<b>0.0</b>	<b>0.0</b>

<b>CAPITAL EXPENDITURES</b>						
-----------------------------	--	--	--	--	--	--

<b>CHANGE IN REVENUES (multiple)</b>	<b>0.0</b>	<b>0.0</b>	<b>0.0</b>	<b>0.0</b>	<b>0.0</b>	<b>0.0</b>
--------------------------------------	------------	------------	------------	------------	------------	------------

**FUND SOURCE** (Thousands of Dollars)

1002 Federal Receipts						
1003 GF Match						
1004 GF						
1005 GF/Program Receipts						
1037 GF/Mental Health						
<b>TOTAL</b>	<b>0.0</b>	<b>0.0</b>	<b>0.0</b>	<b>0.0</b>	<b>0.0</b>	<b>0.0</b>

Estimate of any current year (FY2007) cost: 0.0  
 Check this box (X) if funding for this bill is included in the Governor's FY 2008 budget proposal:

**POSITIONS**

Full-time						
Part-time						
Temporary						

**ANALYSIS:** (Attach a separate page if necessary)

Sec. 29.60.850 of the bill directs the Department of Revenue to deposit the lesser of \$50.0 million or 3% of money received by the state during the preceding fiscal year from mineral lease rentals, royalties, royalty sale proceeds, federal mineral revenue sharing payments and bonuses into a Community Revenue Sharing Fund. Using the 2007 Spring Revenue Source book for pertinent royalty estimates, the lesser of the two alternatives indicates the \$50.0 million annual appropriation. Please see page two for estimates of royalties both unrestricted and restricted that would be redirected to the community revenue sharing fund under this legislation if the \$50.0 million lesser amount were not identified in new AS 29.60.50(a)(1).

Prepared by: Nico Bus, Administrative Services Director  
 Division: Support Services  
 Approved by: Tom Irwin, Commissioner  
 Agency: Natural Resources

Phone: 465-2406  
 Date/Time: 5/8/2007  
 Date: 5/8/2007

FISCAL NOTE

STATE OF ALASKA  
2007 LEGISLATIVE SESSION

BILL NO. CS SB72 FIN

ANALYSIS CONTINUATION

Fiscal Year	Unrestricted Oil & Gas Royalties *	Restricted Oil & Gas Royalties **	Other Mineral Lease Rentals & Royalties ***	TOTAL Estimated Revenue	**** 3%
FY07	1,542,000.0	539,100.0	5,181.6	2,086,281.6	62,588.4
FY08	1,390,300.0	481,700.0	5,181.6	1,877,181.6	56,315.4
FY09	1,356,600.0	469,500.0	5,181.6	1,831,281.6	54,938.4
FY10	1,382,300.0	478,100.0	5,181.6	1,865,581.6	55,967.4
FY11	1,396,500.0	482,900.0	5,181.6	1,884,581.6	56,537.4
FY12	1,374,000.0	475,300.0	5,181.6	1,854,481.6	55,634.4
FY13	1,331,000.0	461,200.0	5,181.6	1,797,381.6	53,921.4

Assumptions/Notes:

Dollars in thousands for fiscal note formatting.

\* Forecast from Dept. of Revenue Spring 2007 Revenue Sources book, figure A-4B

\*\* FY08 forecast from Dept. of Revenue Spring 2007 Revenue Sources Book, figure A-7B.

\*\*\* Other Mineral Lease Rentals & Royalties includes: Mining rentals and leases; Coal rentals, leases and royalties. These numbers are available as FY06 Actuals; for purposes of this fiscal note we have assumed the same level.

\*\*\*\* Fiscal note shows estimate of money available in each fiscal year based on money received by the state in the immediately preceding fiscal year.

# FISCAL NOTE

STATE OF ALASKA  
2007 LEGISLATIVE SESSION

Fiscal Note Number: 5  
Bill Version: HCS CSSB 72(CRA)  
(H) Publish Date: 5/11/07

Revision Date/Time (Note if correction): \_\_\_\_\_ Dept. Affected: Commerce  
Title Community Revenue Sharing RDU Revenue Sharing (217)  
Component New  
Sponsor Community & Regional Affairs  
Requester House Community & Regional Affairs Component No. \_\_\_\_\_

**Expenditures/Revenues** (Thousands of Dollars)

Note: Amounts do not include inflation unless otherwise noted below.

OPERATING EXPENDITURES	FY 2008	FY 2009	FY 2010	FY 2011	FY 2012	FY 2013
Personal Services						
Travel						
Contractual	30.0	0.0	0.0	0.0	0.0	0.0
Supplies						
Equipment						
Land & Structures						
Grants & Claims	49,100.0	50,000.0	50,000.0	50,000.0	50,000.0	50,000.0
Miscellaneous						
<b>TOTAL OPERATING</b>	<b>49,130.0</b>	<b>50,000.0</b>	<b>50,000.0</b>	<b>50,000.0</b>	<b>50,000.0</b>	<b>50,000.0</b>

<b>CAPITAL EXPENDITURES</b>						
-----------------------------	--	--	--	--	--	--

<b>CHANGE IN REVENUES ( )</b>						
-------------------------------	--	--	--	--	--	--

**FUND SOURCE** (Thousands of Dollars)

1002 Federal Receipts						
1003 GF Match						
1004 GF	49,130.0	0.0	0.0	0.0	0.0	0.0
1005 GF/Program Receipts						
1037 GF/Mental Health						
New Community Revenue Sharing Fund	0.0	50,000.0	50,000.0	50,000.0	50,000.0	50,000.0
<b>TOTAL</b>	<b>49,130.0</b>	<b>50,000.0</b>	<b>50,000.0</b>	<b>50,000.0</b>	<b>50,000.0</b>	<b>50,000.0</b>

Estimate of any current year (FY2007) cost: 0.0

Check this box (X) if funding for this bill is included in the Governor's FY 2008 budget proposal:

**POSITIONS**

Full-time						
Part-time						
Temporary						

**ANALYSIS:** (Attach a separate page if necessary)

This legislation establishes a community revenue sharing fund with the lesser of \$50 million or three percent of all mineral lease rentals, royalties, royalty sale proceeds, federal mineral revenue sharing payments and bonuses received by the state during preceding fiscal year. Subject to an annual appropriation by the legislature from the fund, the department would provide community revenue sharing payments to municipalities, unincorporated communities and reserves. Seven percent of the amount appropriated would be available for unincorporated communities and the remaining 93% for municipalities and reserves. (continued)

Prepared by: Michael Black, Director  
Division: Community Advocacy  
Approved by: Emil Notti, Commissioner  
Agency: Commerce, Community, and Economic Development

Phone: 907.269.4758  
Date/Time: 5/10/07 6:38 PM  
Date: 5/10/2007

FISCAL NOTE #5

STATE OF ALASKA  
2007 LEGISLATIVE SESSION

BILL NO. HCS CSSB 72(CRA)

ANALYSIS CONTINUATION

The basic payment amount for unincorporated communities would be \$25,000, with the balance added on a per capita basis up to a maximum per capita payment of \$50,000 per community. The basic payment amount for each borough and unified municipality would be \$250,000 and \$75,000 for each city and reserve, with the balance allocated on a per capita basis.

Based on a percentage list provided in the legislation, certain municipalities would then be subject to a reduction of their per capita payment by the stated percentage amount. The total amount of the reductions would then be redistributed on a per capita basis among the remaining municipalities and reserves.

This legislation would require the population of each city, unincorporated community and reserve located within a borough be subtracted from the borough population. The division estimates there to be about 95 unincorporated communities within 12 organized boroughs. Contractual funds of \$30.0 would be needed for the division to contract to revise and refine current population estimates for unincorporated communities and boroughs, and to establish an appeals process to mitigate any potential lawsuits over the reliability of the population estimates used to allocate funds.

# FISCAL NOTE

STATE OF ALASKA  
2007 LEGISLATIVE SESSION

Fiscal Note Number: 4  
Bill Version: HCS CSSB 72(CRA)  
(H) Publish Date: 5/11/07

Revision Date/Time (Note if correction): \_\_\_\_\_ Dept. Affected: Administration  
Title: An act relating to the community revenue sharing RDU: Centralized Admin Services  
program; and providing for an effective date. Component: Finance  
Sponsor: Senate Community & Regional Affairs Committee  
Requester: \_\_\_\_\_ Component No.: 59

**Expenditures/Revenues** (Thousands of Dollars)

Note: Amounts do not include inflation unless otherwise noted below.

OPERATING EXPENDITURES	FY 2008	FY 2009	FY 2010	FY 2011	FY 2012	FY 2013
Personal Services	0.0	0.0	0.0	0.0	0.0	0.0
Travel	0.0	0.0	0.0	0.0	0.0	0.0
Contractual	0.0	0.0	0.0	0.0	0.0	0.0
Supplies	0.0	0.0	0.0	0.0	0.0	0.0
Equipment	0.0	0.0	0.0	0.0	0.0	0.0
Land & Structures	0.0	0.0	0.0	0.0	0.0	0.0
Grants & Claims	0.0	0.0	0.0	0.0	0.0	0.0
Miscellaneous	0.0	0.0	0.0	0.0	0.0	0.0
<b>TOTAL OPERATING</b>	<b>0.0</b>	<b>0.0</b>	<b>0.0</b>	<b>0.0</b>	<b>0.0</b>	<b>0.0</b>

<b>CAPITAL EXPENDITURES</b>	0.0	0.0	0.0	0.0	0.0	0.0
-----------------------------	-----	-----	-----	-----	-----	-----

<b>CHANGE IN REVENUES ( )</b>	0.0	0.0	0.0	0.0	0.0	0.0
-------------------------------	-----	-----	-----	-----	-----	-----

**FUND SOURCE** (Thousands of Dollars)

1002 Federal Receipts	0.0	0.0	0.0	0.0	0.0	0.0
1003 GF Match	0.0	0.0	0.0	0.0	0.0	0.0
1004 GF	0.0	0.0	0.0	0.0	0.0	0.0
1005 GF/Program Receipts	0.0	0.0	0.0	0.0	0.0	0.0
1037 GF/Mental Health	0.0	0.0	0.0	0.0	0.0	0.0
Other (Specify Type--Do not abbreviate)	0.0	0.0	0.0	0.0	0.0	0.0
<b>TOTAL</b>	<b>0.0</b>	<b>0.0</b>	<b>0.0</b>	<b>0.0</b>	<b>0.0</b>	<b>0.0</b>

Estimate of any current year (FY2007) cost: 0.0

Mark this box (X) if funding for this bill is included in the Governor's FY 2008 budget proposal:

**POSITIONS**

Full-time						
Part-time						
Temporary						

**ANALYSIS:** (Attach a separate page if necessary)

Establishing funds and making transfers as required by this legislation is in the normal course of business for the Division of Finance.

Prepared by: Kim Garnero, Director  
Division: Division of Finance  
Approved by: Kevin Brooks, Deputy Commissioner  
Agency: Department of Administration

Phone: 465-3435  
Date/Time: 5/11/07 7:30 AM  
Date: 5/11/07

Conference Committee Motion Sheet  
 FY2008 Operating and Mental Health Budget

Department of Administration 0

Number	Appropriation	Allocation	Description	CCBaseH	House Change	Fund Code	Fund Source	Senate Change	Fund Code	Fund Source	Notes	Version Adopted
TOTAL				78,158.8	3,750.0			300.0				
1	Enterprise Technology Services	Enterprise Technology Services	AMD: ALMR/SATS Operations and Maintenance	44,440.5	2,250.0	1004	Gen Fund 250.00					H or S
2	Legal and Advocacy Services	Office of Public Advocacy	AMD: Caseload Increase	18,905.4	500.0 200.0	1004 1108	Gen Fund Stat Desig					H or S H or S
3	Legal and Advocacy Services	Public Defender Agency	AMD: Caseload Increase	16,812.9	800.0	1004	Gen Fund	300.0	1004	Gen Fund		H or S

Conference Committee Motion Sheet  
 FY2008 Operating and Mental Health Budget

Number	Appropriation	Allocation	Description	CCBaseH	House Change	Fund Code	Fund Source	Senate Change	Fund Code	Fund Source	Notes	Version Adopted
TOTAL				98,778.4	3,039.2			7,970.0				
1	Executive Administration	Commissioner's Office	Transfer Outreach Administrator (PCN 01-302X-Range 20) from Office of Economic Development	913.0				112.6	1007	I/A Rcpts	Senate transfers funding & 1 position.  House and Senate positions on #1 and #6 should be identical.	H or S
2	Community Assistance & Economic Development	Community Advocacy	Replace GF portion of travel cut	9,488.7				80.9	1004	Gen Fund		H or S
3	Community Assistance & Economic Development	Community Advocacy	Grant for Bering Sea Fisheries Association					500.0	1004	Gen Fund		H or S <i>open</i>
4	Community Assistance & Economic Development	Community Advocacy	Alaska Legal Services grant		X			300.0	1004	Gen Fund		H or S
5	Community Assistance & Economic Development	Office of Economic Development	Replace 10% commissions from DOT/PF for ferry reservations bookings with general funds	2,826.4				60.0	1004	Gen Fund		H or S
6	Community Assistance & Economic Development	Office of Economic Development	Transfer Outreach Administrator (PCN 01-302X-Range 20) to Commissioner's Office					(112.6)	1007	I/A Rcpts	Senate transfers funding & 1 position.  House and Senate positions on #1 and #6 should be identical.	H or S
7	Community Assistance & Economic Development	Office of Economic Development	Delete Development Specialist II (PCN 08-2214-Range 20)					X			Senate deletes position	H or S
8	Community Assistance & Economic Development	Office of Economic Development	Delete Development Specialist II (PCN 21-2044-Range 20)		X						Senate deletes position	H or S
9	Qualified Trade Association Contract	Qualified Trade Association Contract	Increase funding level for "Destination Marketing"	5,005.1	1,000.0	1200	VehRntITax	3,000.0	1004	Gen Fund	House position overspends Vehicle Rental Taxes by \$992.5.  Senate position is one-time funding.  If there is no statutory change (HB147 or SB144), funding has a 50% match requirement.	H or S <i>open</i>

Conference Committee Motion Sheet  
 FY2008 Operating and Mental Health Budget

Number	Appropriation	Allocation	Description	CCBA	House Change	Fund Code	Fund Source	Senato Change	Fund Code	Fund Source	Notes	Version Adopted
10	QTA Independent Traveler Grants	QTA Independent Traveler Grants	Increase funding for independent traveler grants	750.0				173.2 105.9 500.0	1175 1200 1004	BLic&Corp VehRnITax Gen Fund	There is no match requirement for those funds.  Senato GF is one-time funding.	H or S H or S H or S
11	Alaska Aerospace Development Corporation		Intent Language					X				H or S
	House None											
	Senato											
	It is the intent of the legislature that the Alaska Aerospace Development Corporation fully pays its portion of the DOA and DCCED cost allocation plans, and provides to the legislature and DCCED a summary that identifies the purpose, type of traveler, destination, date, and cost of travel conducted during FY 07 and FY 08.											
12	Alaska Aerospace Development Corporation	Alaska Aerospace Development Corporation	Increase authorization to fully pay "core services" to DOA, Labor, and DCCED's Admin Services	3,556.4	169.6	1101	AADC Fund				To ensure that the fund change reflects the funding in the budget, House and Senato positions on #12 and #13 should be identical.	H or S
13	Alaska Aerospace Development Corporation	Alaska Aerospace Development Corporation	Fund change to reflect federal contracts		2,628.7	1002	Fed Rcpts	2,459.1	1002	Fed Rcpts	To ensure that the fund change reflects the funding in the budget, House and Senato positions on #12 and #13 should be identical.	H or S
					(2,628.7)	1101	AADC Fund	(2,459.1)	1101	AADC Fund		H or S
14	Alaska Aerospace Development Corporation	Alaska Aerospace Development Corporation	Reduce travel line	21,277.2	(976.1)	1002	Fed Rcpts	X				H or S
		Facilities Maintenance			(19.9)	1101	AADC Fund					H or S
15	Fund Capitalization	Power Cost Equalization and Rural Electric Capitalization Fund		25,273.0	(12,999.4)	1004	Gen Fund					H or S
	House section 25(c)				12,999.4	1169	PCE Endow				House/Senato choices on items #15 and #16 should be consistent.	H or S
	The sum of \$25,273,000 is appropriated from the power cost equalization endowment fund (AS 42.45.070) to the power cost equalization and rural electric capitalization fund (AS 42.45.100).											
	Senato section 23(c)										The Senato position is consistent with statute (i.e., pulls only 7% from the PCE Endowment).	
	The sum of \$25,273,000 is appropriated to the power cost equalization and rural electric capitalization fund (AS 42.45.100) from the following sources: Power cost equalization endowment fund (AS 42.45.070) \$12,273,600 General fund 12,999,400											

Conference Committee Motion Sheet  
 FY2008 Operating and Mental Health Budget

Number	Appropriation	Allocation	Description	CCBaseH	House Change	Fund Code	Fund Source	Senate Change	Fund Code	Fund Source	Notes	Version Adopted
16	Alaska Energy Authority	Alaska Energy Authority Power Cost Equalization	Intent Language									H or S
	<p><b>House</b>            It is the intent of the legislature that the Power Cost Equalization Program receive state funding only from the Power Cost Equalization Endowment.</p> <p><b>Senate</b>            None</p>											
17	Alaska Seafood Marketing Institute	Alaska Seafood Marketing Institute	AMD: Funding Adjustment to Maintain the Domestic Marketing Program	18,591.7	3,000.0	1156	Rcpt Svcs	3,500.0	1156	Rcpt Svcs	\$1,250.0 of House position is one-time funding	H or S
18	Alaska Seafood Marketing Institute	Alaska Seafood Marketing Institute	Remove General Funds					(500.0)	1004	Gen Fund		H or S
19	Banking and Securities	Banking and Securities	Funding to provide financial education through Banking's staff or partners	2,407.4				250.0	1002	Fed Rcpts		H or S
20	Banking and Securities	Banking and Securities	Transfer PCN 08-2210 from the Community Development Quota Program to Banking and Securities								Senate transfers 1 filled position. House and Senate Positions should be identical on #20 and #21	H or S
21	Community Development Quota Program	Community Development Quota Program	Transfer PCN 08-2210 from the Community Development Quota Program to Banking and Securities	230.3							Senate transfers 1 filled position. House and Senate Positions should be identical on #20 and #21	H or S
22	Corporations, Business and Professional Licensing	Corporations, Business and Professional Licensing	Reduce travel	10,489.2	(134.4)	1156	Rcpt Svcs					H or S

*open*

*open*

Conference Committee Motion Sheet  
 FY2008 Operating and Mental Health Budget

Number	Appropriation	Allocation	Description	CCBaseH	House Change	Fund Code	Fund Source	Senate Change	Fund Code	Fund Source	Notes	Version Adopted
TOTAL				122,965.3	(852.0)			125.0				
1	Department Wide	Department Wide	Structure Change - The House restructured the department as shown in the attached spreadsheet.								House transactions #6, #7 and #8 should be accepted if the House Structure is adopted in Item #1.	H or S
2	Administration and Operations	Office of the Commissioner	Eliminate Position Added in FY06 Mgt Plan	1,283.1	(92.8)	1004	Gen Fund				House deletes a Special Assistant I	H or S
3	Administration and Operations	Information Technology MIS	Change PFD Criminal Funds to GF to Combine all PFD Criminal Funds in the Inmate Health Care Allocation	1,028.2	(538.5)	1004	Gen Fund				House moves PFD Criminal funds to the Inmate Health Care appropriation.  To ensure that funding is available, transactions #3, #9, #10, and #18 should be taken as a net zero set.	H or S
4	Administration and Operations House None  Senate		Intent Language  It is the intent of the legislature that the Department of Corrections work collaboratively with the Alaska Mental Health Trust Authority and the Department of Health and Social Services in the development and sustainable implementation of new and existing treatment services and programs to serve Trust beneficiaries and other inmates, as well as programs that connect inmates to treatment services and programs outside Corrections, including the therapeutic courts, Assess, Plan Identify, Coordinate Discharge program; Residential Substance Abuse Treatment programs, and planning for mental health and treatment services within new correctional facilities, among others. The goals of this work include reducing recidivism, improving public safety, increasing the safety of correctional officers, reintegrating offenders into society, and reducing costs to the state.									H or S
5	Administration and Operations	Information Technology MIS	Reduce Funding for Position Added in FY07 Mgt Plan		(60.0)	1004	Gen Fund				House deletes a Micro Network Technician	H or S
6	Administration and Operations	Mega Prison Project or Facility Capital Improvement Unit	Establish 2 PFT Positions for Start Up of the Mat Su Prison								House transactions #6, #7 and #8 should be accepted if the House Structure is adopted in Item #1.  Both House and Senate add \$235.4 and 2 positions for Mat-Su start-up, the only issue is structure.	H or S

Conference Committee Motion Sheet  
 FY2008 Operating and Mental Health Budget

Number	Appropriation	Allocation	Description	CCBaseH	House Change	Fund Code	Fund Source	Senate Change	Fund Code	Fund Source	Notes	Version Adopted
7	Administration and Operations	Mega Prison Project	Transfer 3 FTE Positions from Facility Capital Improvement Allocation		260.0	1004	Gen Fund				House transactions #8, #7 and #8 should be accepted if the House Structure is adopted in Item #1.	H or S
8	Population Management	Facility-Capital Improvement Unit	Transfer 3 FTE Positions to New Component Mega Prison Project		(260.0)	1004	Gen Fund				House transactions #8, #7 and #8 should be accepted if the House Structure is adopted in Item #1.	H or S
9	Population Management	Offender Habilitation Programs	Change PFD Criminal Funds to GF to Combine all PFD Criminal Funds in the Inmate Health Care Allocation	3,924.3	322.8	1004	Gen Fund				House moves PFD Criminal funds to the Inmate Health Care appropriation.  To ensure that funding is available, transactions #3, #9, #10, and #18 should be taken as a net zero set.	H or S  H or S
10	Population Management	Anchorage Correctional Complex	Eliminate 1 FTE Position Added in FY07 Mgt Plan	23,147.2	(97.0)	1004	Gen Fund				House deletes a Correctional Officer IV	H or S
11	Population Management	Arvid Mountain Correctional Center	Eliminate 1 FTE Position Added in FY07 Mgt Plan	4,975.9	(84.2)	1004	Gen Fund				House deletes a Micro Network Technician	H or S
12	Population Management	Combined Hilland Mountain Correctional Center	Eliminate 2 FTE Positions Added in FY07 Mgt Plan	9,422.1	(141.0)	1004	Gen Fund				House deletes 2 positions - Maintenance General Journey and Stock and Parts Journey	H or S
13	Population Management	Malanuska-Susitna Correctional Center	Eliminate 1 FTE Position Added in FY07 Mgt Plan	3,612.5	(107.0)	1004	Gen Fund				House deletes a Correctional Officer IV	H or S
14	Population Management	Palmer Correctional Center	Eliminate 1 FTE Position Added in FY07 Mgt Plan	11,556.3	(100.0)	1004	Gen Fund				House deletes a Correctional Officer III	H or S
15	Population Management	Spring Creek Correctional Center	Eliminate 2 FTE Positions Added in FY07 Mgt Plan	18,013.0	(150.0)	1004	Gen Fund				House deletes 2 positions - Correctional Officer IV and Accounting Clerk I	H or S

open  
open  
open  
open

Conference Committee Motion Sheet  
 FY2008 Operating and Mental Health Budget

Department of Corrections 0

Number	Appropriation	Allocation	Description	CCBaseH	House Change	Fund Code	Fund Source	Senato Change	Fund Code	Fund Source	Notes	Version Adopted
16	Population Management	Community Residential Centers	Change PFD Criminal Funds to GF to Combine all PFD Criminal Funds in the Inmate Health Care Allocation	17,417.8	(4,507.9)	1004	Gen Fund				House moves PFD Criminal funds to the Inmate Health Care appropriation.  To ensure that funding is available, transactions #3, #9, #16, and #18 should be taken as a net zero set.	(H) or S
					(4,507.9)	1171	PFD Crim					(H) or S
17	Population Management	Parole Board	Parole Board Increase for Contractual, Supplies, Travel, and Personal Services	620.5	95.0	1004	Gen Fund	125.0	1004	Gen Fund		H or S
18	Inmate Health Care	Inmate Health Care	Change PFD Criminal Funds to GF to Combine all PFD Criminal Funds in the Inmate Health Care Allocation	27,360.4	(5,427.2)	1004	Gen Fund				House moves PFD Criminal funds to the Inmate Health Care appropriation.  To ensure that funding is available, transactions #3, #9, #16, and #18 should be taken as a net zero set.	(H) or S
					5,427.2	1171	PFD Crim					(H) or S
19	Inmate Health Care	Inmate Health Care	Eliminate 1 FTE Position Added in FY07 Mgt Plan		(115.0)	1004	Gen Fund				House deletes a Medical Health Clinician II	(H) or S

Conference Committee Motion Sheet  
 FY2008 Operating and Mental Health Budget

Number	Appropriation	Allocation	Description	CCBaseH	House Change	Fund Code	Fund Source	Senate Change	Fund Code	Fund Source	Notes	Version Adopted
TOTAL				990,495.0	31,750.5			(3,075.0)				
1	K-12 Support	Foundation Program	Grant for District Cost Factors same as the amount distributed in FY07	820,085.0	24,007.3	1004	Gen Fund	<i>open</i>				Hor S <i>open</i>
2	K-12 Support	Foundation Program	School Improvement Grants same as the amount distributed in FY07		10,543.2	1004	Gen Fund	<i>open</i>				Hor S <i>open</i>
3	K-12 Support	Foundation Program	Conditional Language  House None  Senate A school district may not receive state education aid for K-12 support appropriated under Section 1 of this Act and distributed by the Department of Education and Early Development under AS 14.17 if the school district  (1) has a policy refusing to allow recruiters for any branch of the United States military, Reserve Officers' Training Corps, Central Intelligence Agency, or Federal Bureau of Investigation to contact students on a school campus if the school district allows college, vocational school, or other job recruiters on a campus to contact students;  (2) refuses to allow the Boy Scouts of America to use school facilities for meetings or contact with students if the school makes the facility available to other non-school groups in the community; or  (3) has a policy of refusing to have an in-school Reserve Officers' Training Corps program or a Junior Reserve Officers' Training Corps program.									Hor S <i>?</i>
4	K-12 Support	School Performance Incentive Program	Reduce School Performance Incentive Program Grants	5,300.0	(2,800.0)	1004	Gen Fund	(3,300.0)	1004	Gen Fund		Hor S <i>open</i>
5	Education Support Services	School Finance & Facilities	Add Funds for Charter School Grants	2,095.4				200.0	1004	Gen Fund	Senate is one-time funding	Hor S <i>open</i>

Conference Committee Motion Sheet  
 FY2008 Operating and Mental Health Budget

Number	Appropriation	Allocation	Description	CCBasol	House Change	Fund Code	Fund Source	Senate Change	Fund Code	Fund Source	Notes	Version Adopted
6	Education Support Services	School Finance & Facilities	Conditional Language									H or S
	House None											
	Senate											
	<p>\$200,000 appropriated from the general fund to the Department of Education and Early Development, for the fiscal year ending June 30, 2008, is for payment as grants to each school district that operates a charter school with an average daily membership of less than 150 for support of those charter schools in those districts.</p> <p>The amount appropriated for grants is to be allocated among eligible school districts in the proportion that the average daily membership of the eligible charter schools in a district bears to the total average daily membership of all eligible charter schools in all school districts that operate an eligible charter school.</p>											
7	Teaching and Learning Support	Student and School Achievement	Alaska Mineral and Energy Resource Education Fund Grant	162,514.6				25.0	1004	Gen Fund	Senate is one-time funding	H or S
8	Teaching and Learning Support	Statewide Mentoring Program	Intent									H or S
	House None											
	Senate											
	<p>It is the intent of the legislature that the Alaska Statewide Teacher Mentoring Program continues its original focus with a joint collaboration between the University of Alaska and the Department of Education and Early Development.</p> <p>It is also the intent of the legislature that any differences in program direction, focus, and management be discussed and mitigated at the highest level of the University of Alaska and the Department of Education and Early Development prior to the December 15, 2007 operating budget submittal deadline.</p>											
9	Teaching and Learning Support	Early Learning Programs	Early Learning Guidelines Funding	150.0	100.0	1004	Gen Fund	200.0	1004	Gen Fund		H or S
										-50,000		
10	Teaching and Learning Support	Early Learning Programs	Ready to Read, Ready to Learn Administrative and Council Support		100.0	1004	Gen Fund	150.0	1004	Gen Fund		H or S
11	Mt. Edgecumbe Boarding School	Mt. Edgecumbe Boarding School	Increment for Residency Program Support	6,698.5	26.0	1004	Gen Fund					H or S

*open*

*open*

*0*

*open*

*open*

Conference Committee Motion Sheet  
 FY2008 Operating and Mental Health Budget

Number	Appropriation	Allocation	Description	CCBaseH	House Change	Fund Code	Fund Source	Senate Change	Fund Code	Fund Source	Notes	Version Adopted
TOTAL				10,009.3	(392.0)			2,830.0				
1	Departmentwide		Intent  House It is the intent of the legislature that the Department of Environmental Conservation allocate a minimum of \$500,000 in departmentwide program savings in FY08 relating to the oil and hazardous substance release prevention and response fund.  Senate None								According to DEC, the balance of the Oil&Haz funding will soon be exhausted unless new legislation is passed.  See Item #6	H or S <i>open</i>
2	Departmentwide		Intent  House It is the intent of the legislature that the Department of Environmental Conservation work with the Department of Revenue to develop strategies to increase the investment yield to the oil and hazardous substance release response account in the oil and hazardous substance release prevention and response fund.  Senate None									H or S <i>open</i>
3	Departmentwide		Intent  House It is the intent of the legislature that the Department of Environmental Conservation recover costs accrued responding to or cleaning up oil and hazardous substance spills when the responsible party is another state agency or entity from that entity.  Senate It is the intent of the legislature that the Department of Environmental Conservation recover from responsible state agencies or entities the costs accrued responding to or cleaning up oil and hazardous substance spills caused by those state agencies or entities.									H or S <i>open</i>
4	Administration	Office of the Commissioner	Village Safe Water Program Implementation and Accountability	035.4				250.0	1002	Fed Rcpts	Senate is one-time funding	H or S
5	Administration	Information and Administrative Services	Support for Program Administration	4,647.3	27.1	1007	WA Rcpts					H or S

Conference Committee Motion Sheet  
 FY2008 Operating and Mental Health Budget

Number	Appropriation	Allocation	Description	CCBaseH	House Change	Fund Code	Fund Source	Senate Change	Fund Code	Fund Source	Notes	Version Adopted
6	Administration	Agency-Wide Unallocated Reduction	Unallocated Reduction to Reflect Department's Response Fund Savings		(500.0)	1052	Oil/Haz Fd				See Item #1	H or S
7	Environmental Health	Laboratory Services	Paralytic Shellfish Poisoning Testing	2,825.5	80.0	1166	Vessel Com	80.0	1004	Gen Fund	The House appropriates one-time funding in the Language Section of the budget. The Senate appropriates funding in Section 1 and builds it into the base budget for subsequent years.	H or S
8	Environmental Health	Laboratory Services	Switch \$1 million GF for Commercial Passenger Vessel Environmental Compliance Fund					(1,000.0)	1004	Gen Fund		H or S
								1,000.0	1166	Vessel Com		H or S
9	Water	Water Quality	Implementation of Ocean Ranger Program	11,501.1				2,500.0	1166	Vessel Com		H or S
10	Water	Water Quality	Switch Funding for National Pollutant Discharge Elimination System (NPDES) Wastewater Discharge Program to 50% Receipt Supported Services					(774.0)	1004	Gen Fund		<del>H or S</del>
								774.0	1156	Rept Svcs		<del>H or S</del>
11	Water	Water Quality	Intent									H or S
	House	None										
	Senate											
	<p><i>delete:</i></p> <p>It is the intent of the legislature that the Department of Environmental Conservation implement the Ocean Ranger program enacted by the people of the State of Alaska.</p> <p>It is also the intent of the legislature that the Department of Environmental Conservation pay no more than the lowest commercially available berth rate for Ocean Rangers aboard commercial passenger vessels.</p>											

*open*

↓

*nyson objected:  
 set aside*

Conference Committee Motion Sheet  
 FY2008 Operating and Mental Health Budget

Department of Fish and Game 0

Number	Appropriation	Allocation	Description	CCBaseH	House Change	Fund Code	Fund Source	Senate Change	Fund Code	Fund Source	Notes	Version Adopted
TOTAL				0.0	0.0			0.0				
1	Wildlife Conservation	Hunter Education Public Shooting Ranges	Intent Language									H or S
	House None											
	Senate											
	It is the intent of the legislature that the Department of Fish and Game develop a plan to make the shooting ranges completely self-supporting by FY2009.											

Conference Committee Motion Sheet  
 FY2008 Operating and Mental Health Budget

Number	Appropriation	Allocation	Description	CCBaseH	House Change	Fund Code	Fund Source	Senate Change	Fund Code	Fund Source	Notes	Version Adopted
TOTAL				1,280,825.0	(3,030.7)			(4,121.3)				
1	Health and Social Services		Conditional									Hor S
	Senate None											
	House No money appropriated in this appropriation may be expended for an abortion that is not a mandatory service required under AS 47.07.030(a). The money appropriated for Health and Social Services may be expended only for mandatory services required under Title XIX of the Social Security Act and for optional services offered by the state under the state plan for medical assistance that has been approved by the United States Department of Health and Human Services. This statement is a statement of the purpose of the appropriation and is neither merely descriptive language nor a statement of legislative intent.											open
2	Health and Social Services		Intent									Ho(S)
	Senate None											
	House It is the intent of the legislature that the department continue implementing policies and procedures to aggressively audit payments made to Medicaid service providers. Audit procedures should be regulated to assure that findings are accurate and supported by documentary evidence. The use of statistical extrapolation techniques to calculate and determine overpayment errors are discouraged. Procedures should be established to assure that any proposed audit findings are thoroughly reviewed to exclude, where appropriate, errors in the audit process and providers' ministerial mistakes from overpayment calculations prior to issuing any notice of findings to the provider. Regulatory procedures must be established allowing providers a method for rebutting auditors' calculations.											

Conference Committee Motion Sheet  
 FY2008 Operating and Mental Health Budget

Number	Appropriation	Allocation	Description	CCBaseH	House Change	Fund Code	Fund Source	Senate Change	Fund Code	Fund Source	Notes	Version Adopted
3	Health and Social Services		Intent  Senate None  House It is the intent of the legislature that the Department continues to aggressively pursue Medicaid cost containment initiatives. Efforts should continue where the Department believes additional cost containment is possible including further efforts to contain travel expenses. The Department must continue efforts imposing regulations controlling and materially reducing the cost of Personal Care Attendant (PCA) services. Efforts must be continued utilizing existing resources to impose regulations screening applicants for Residential Psychiatric Treatment Center (RPTC) services, especially for out-of-state services. The department must address the entire matrix of optional Medicaid services, reimbursement rates and eligibility requirements that are the basis of the Medicaid growth algorithm. This work is to utilize the results of the Medicaid Assessment and Planning analysis. The legislature requests that by January 2008 the Department be prepared to present projections of future Medicaid funding requirements under our existing statute and regulations and be prepared to present and evaluate the consequences of viable policy alternatives that could be implemented to lower growth rates and reducing projections of future costs.									H or S
4	Health and Social Services		Intent  Senate None  House It is the intent of the legislature that the Department of Health and Social Services actively participate in the development and growth of Alaska's therapeutic courts.									H or S
5	Health and Social Services		Intent  Senate None  House It is the intent of the legislature that the department evaluate establishing an asset test to be incorporated in Denali KidCare and Child Care Benefits programs' eligibility determinations that include the value of assets leased and not owned by the applicant. The department should report to the legislature, no later than January 15, 2008, possible asset test structures, their projected consequences on program participants and any necessary changes to statute, regulation or Alaska's Medicaid State Plan.									H or S

Conference Committee Motion Sheet  
 FY2008 Operating and Mental Health Budget

Number	Appropriation	Allocation	Description	CCBaseH	House Change	Fund Code	Fund Source	Senate Change	Fund Code	Fund Source	Notes	Version Adapted
6	Alaskan Pioneer Homes		Intent									H or S
	Senate None											
	House		It is the intent of the legislature that the department maintain regulations requiring all residents of the Pioneer Homes to apply for all appropriate benefit programs prior to a state subsidy being provided for their care from the State Payment Assistance program.									
7	Alaskan Pioneer Homes		Intent									H or S
	Senate None											
	House		It is the intent of the legislature that all pioneers' homes and veterans' homes applicants shall complete any forms to determine eligibility for supplemental program funding, such as Medicaid, Medicare, SSI, and other benefits as part of the application process. If an applicant is not able to complete the forms him/herself, or if relatives or guardians of the applicant are not able to complete the forms, Department of Health and Social Services staff may complete the forms for him/her, obtain the individuals' or designee's signature and submit for eligibility per AS 47.25.120.									
8	Behavioral Health	Behavioral Health Medicaid Services	Remove 1/2 of the Medicaid Facility Rates Rebased - Inpatient Psychiatric Hospital Increment	171,508.0				(192.0)	1002	Fed Rcpts		H or S
								(161.7)	1004	Gen Fund		H or S
9	Behavioral Health	Behavioral Health Medicaid Services	Increase RPTC Medicaid Eligibility from 30 to 60 Days Out of the Home (Reg Chg) 1/2 YR		(568.9)	1002	Fed Rcpts					H or S
					(500.0)	1003	G/F Match					H or S
10	Behavioral Health	Behavioral Health Medicaid Services	Limit Medicaid RPTC Stays to 180 Days (Reg Chg) 1/2 YR		(987.4)	1002	Fed Rcpts					H or S
					(849.3)	1003	G/F Match					H or S
11	Behavioral Health	Behavioral Health Grants	Proposed GF reduction	22,527.1	(1,000.0)	1004	Gen Fund					H or S

*open*

*open*

*open*

Conference Committee Motion Sheet  
 FY2008 Operating and Mental Health Budget

Number	Appropriation	Allocation	Description	CCBaseH	House Change	Fund Code	Fund Source	Senate Change	Fund Code	Fund Source	Notes	Version Adopted
12	Behavioral Health	Behavioral Health Grants	Intent									H or S
	Senate None											
	House											
	<p>It is the intent of the legislature that the department continue developing policies and procedures surrounding the awarding of recurring grants to assure that applicants are regularly evaluated on their performance in achieving outcomes consistent with the expectations and missions of the department related to their specific grant. The recipient's specific performance should be measured and incorporated into the decision whether to continue awarding grants. Performance measurement should be standardized, accurate, objective and fair, recognizing and compensating for differences among grant recipients including acuity of services provided, client base, geographic location and other factors necessary and appropriate to reconcile and compare grant recipient performances across the array of providers and services involved.</p>											
13	Behavioral Health	Behavioral Health Administration	Partial Restoration of Operations Funding	7,832.2	500.0	1004	Gen Fund					H or S
14	Behavioral Health	Psychiatric Emergency Services	Expand Crisis Respite (Anchorage Crisis Recovery Center) from 8 to 16 beds	6,103.4	350.0	1004	Gen Fund					H or S
15	Behavioral Health	Services to the Seriously Mentally Ill	AMHTA Trust Recommendations for Peer Operated Support Services	10,684.6	50.0	1037	GF/MH					H or S
					50.0	1092	AMHTAAR					H or S
16	Behavioral Health	Svcs to Seriously Mentally Ill	Intent									H or S
	Senate None											
	House											
	<p>It is the intent of the legislature that the department provide the legislature, no later than January 15, 2008, a report on the progress and funding to-date for the Bring The Kids Home Initiative and a five-year projected plan of development and anticipated funding requirements including in-state infrastructure needs, care levels, in-state bed counts, out-of-state bed counts, waitlists, Mental Health Trust Authority participation and expected outcomes and improvements in the lives of clients expected to be achieved.</p>											

Conference Committee Motion Sheet  
 FY2008 Operating and Mental Health Budget

Department of Health and Social Services 0

Number	Appropriation	Allocation	Description	CCBaseH	House Change	Fund Code	Fund Source	Senate Change	Fund Code	Fund Source	Notes	Version Adopted
17	Behavioral Health	Services for Severely Emotionally Disturbed Youth	BTKH Youth Intensive Outpatient, Residential and Continuing Care Services	9,604.9	500.0	1037	GF/MH					H or S <i>open</i>
18	Behavioral Health	Services for Severely Emotionally Disturbed Youth	Reduce BTKH expansion of School Based Services request		(50.0)	1037	GF/MH					H or S
19	Behavioral Health	Services for Severely Emotionally Disturbed Youth	Reduce BTKH Peer Navigators Funding to Nonprofits request		(50.0)	1037	GF/MH					H or S
20	Health Care Services	Conditional										H or S <i>open</i>
	Senate	None										
	House	No money appropriated in this appropriation may be expended for an abortion that is not a mandatory service required under AS 47.07.030(a). The money appropriated for Health Care Services may be expended only for mandatory services required under Title XIX of the Social Security Act and for optional services offered by the state under the state plan for medical assistance that has been approved by the United States Department of Health and Human Services. This statement is a statement of the purpose of the appropriation for Health Care Services and is neither merely descriptive language nor a statement of legislative intent.										
21	Health Care Services	Medicaid Services	Remove 1/2 of Medicaid Facility Rates Rebased - Hospitals Increment	690,501.0				(1,612.4)	1002	Fed Rcpts		H or S
								(1,389.7)	1004	Gen Fund		H or S
22	Health Care Services	Medicaid Services	Eliminate Medicaid Exceptional Relief (Reg Chg)		(227.5)	1002	Fed Rcpts					H or S
					(200.0)	1003	GrF Match					H or S <i>open</i>

Conference Committee Motion Sheet  
 FY2008 Operating and Mental Health Budget

Number	Appropriation	Allocation	Description	CCBaseH	House Change	Fund Code	Fund Source	Senate Change	Fund Code	Fund Source	Notes	Version Adopted
23	Public Assistance	Adult Public Assistance	Intent									H or S
	Senate None											
	House It is the intent of the legislature that the Interim Assistance cash payments be restricted to those individuals who agree to repay the State of Alaska in the event Supplementary Security Income (SSI) does not determine the individual eligible for cash assistance. It is the intent of the Legislature that the Department of Health and Social Services make all attempts possible to recover the Interim Assistance cash payments in the event an individual is not SSI eligible after receiving Interim Assistance.											
24	Public Assistance	Public Assistance Field Services	Intent									H or S
	Senate None											
	House It is the intent of the legislature that there shall be no fee agents engaged in activities within 50 road miles of any public assistance office.											
25	Public Assistance	Women, Infants and Children	Structure Change--Senate moves Women, Infants and Children allocation moved from Children's Services appropriation to Public Assistance appropriation.									H or S
26	Public Health	Women, Children Family Health	Intent									H or S
	Senate None											
	House It is the intent of the legislature that the Department of Health and Social Services maintain fiscal accountability for Alaska's Breast and Cervical Cancer screening population by amending the age eligibility criteria based on the amount of federal resources appropriated on an annual basis. It is incumbent upon the Department of Health and Social Services to revise criteria appropriately to ensure that federal resources remain the sole source of financial support for this program.											
27	Public Health	Women, Children Family Health	AMHTA Recommendations for Disabilities Council on Autism	8,791.5	250.0	1037	GF/MH					H or S
					250.0	1092	MHTAAR					H or S

*open*

Conference Committee Motion Sheet  
 FY2008 Operating and Mental Health Budget

Number	Appropriation	Allocation	Description	CCBase01	House Change	Fund Code	Fund Source	Senate Change	Fund Code	Fund Source	Noies	Version Adopted
28	Public Health	Certification and Licensing	Reduce Certification & Licensing request	5,885.5	(88.3)	1004	Gen Fund					H or S ?
29	Public Health	Chronic Disease Prevention and Health Promotion	Replaco GF with Tobacco Funds	7,201.3	(582.5)	1004	Gen Fund					H or S
												502.5
30	Public Health	Chronic Disease Prevention and Health Promotion	Obesity Prevention and Control Program					275.0	1004	Gen Fund	Senate transaction is a One-Time Increment.	H or S ?
31	Public Health	Epidemiology	Reduce funding for Public Health Protection: Infectious Disease Control	11,927.8	(221.0)	1004	Gen Fund					H or S ?
32	Senior and Disabilities Services		Intent									H or S
	Senate None											
	House		It is the intent of the legislature that the department continue improving procedures for maintaining the disabilities waitlist to assure that criteria for listing are consistent, objective and meaningful. The list should be accurately maintained without unnecessary action by individuals on the list, identify services already being received by those on the list and be utilized to promote parity in the provision of service throughout the social services system.									
33	Senior and Disabilities Services		Intent									H or S
	Senate None											
	House		It is the intent of the legislature that the department act expeditiously in the administrative processing of individuals on the waitlist so that they may begin receiving services as quickly as possible utilizing the funding increment initiated in the fiscal 2007 budget.									

?  
?  
open  
?

Conference Committee Motion Sheet  
 FY2008 Operating and Mental Health Budget

Number	Appropriation	Allocation	Description	CCBaseH	House Change	Fund Code	Fund Source	Senate Change	Fund Code	Fund Source	Notes	Version Adopted
34	Senior and Disabilities Services		Intent									H or S
	Senate None											
	House		It is the intent of the legislature that regulations related to the General Relief/Temporary Assisted Living program be reviewed and revised as needed to minimize the length of time that the state provides housing alternatives and assure the services are provided only to intended beneficiaries who are actually experiencing harm, abuse or neglect. The department should educate care coordinators and direct service providers about who should be referred and when they are correctly referred to the program in order that referring agents correctly match consumer needs with the program services intended by the department.									
35	Senior and Disabilities Services		Intent									H or S
	Senate None											
	House		It is the intent of the legislature that the department continues the Inventory of Client and Agency Planning (ICAP) process as recommended in the Ad Hoc Committee on the Developmental Disability Waitlist Recommendations for Change report. It is further the intent of the legislature that the department move forward with implementation of the report recommendations as appropriate and submit a progress report to the Legislature by January 15, 2008, which includes information regarding the number of individuals on the waiting list that have had an ICAP completed as well as the department's recommended action for those recommendations contained in the Ad Hoc report with which they may disagree.									
36	Senior and Disabilities Services	Senior and Disabilities Medicaid Services	Remove 1/2 of the Medicaid Facility Rates Rebased - Nursing Homes increment	320,150.5				(819.9)	1002	Fed Rcpts		H or S
								(720.6)	1004	Gen Fund		H or S

Conference Committee Motion Sheet  
 FY2008 Operating and Mental Health Budget

Number	Appropriation	Allocation	Description	CCBaseH	House Change	Fund Code	Fund Source	Senate Change	Fund Code	Fund Source	Notes	Version Adopted
37	Senior/Disabilities Medicaid		Intent									H or S
	Senate None											
	House		It is the intent of the legislature that the Department of Health and Social Services continue to implement regulation changes to 7 AAC 43.750-795 to control and reduce costs of the Personal Care Attendant (PCA) program by: 1) clearly defining recipient eligibility in the "purpose and scope" section where, absent PCA assistance, an individual would require hospitalization or nursing home care; 2) clearly defining recipient eligibility in the "purpose and scope" section where, absence of PCA assistance would result in the individual's loss of employment; 3) deleting "stand-by" assistance as an allowable PCA task; 4) clearly stating that Instrumental Activities of Daily Living (IADLs) are not allowable unless specifically related to an approved task for an Activity of Daily Living (ADL) need; 5) adopting an objective client assessment tool that results in a reliable and consistent care plan to be used by PCA providers, PCA agencies and the department; 6) requiring physical certification of an individual's condition as stated in the PCA assessment to confirm need for services; 7) requiring that if more than one PCA recipient reside is allowed for both recipients; 8) lightening enrollment criteria for all providers to require specific training and experience; 9) requiring Medicaid certification for PCA provider agencies; 10) requiring that the owner/manager of a PCA agency meet specified minimum level of education and administrative or business experience in a related field; 11) clearly stating that an individual's assessment function will be conducted by department staff or the department's designee; 12) requiring prior authorization by department staff or the department's designee for all PCA services; 13) including a new regulation that prevents the individual solicitation of clients by PCA agencies and provides consequences for such actions; and 14) review consumer directed services to determine processes or procedures to improve program effectiveness.									
38	Senior and Disabilities Services	Protection and Community Services	Partially reduce General Relief/Temporary Assisted Living Shortfall increment request	3,588.7	(100.0)	1004	Gen Fund					H or S

Conference Committee Motion Sheet  
 FY2008 Operating and Mental Health Budget

Number	Appropriation	Allocation	Description	CCBaseH	House Change	Fund Code	Fund Source	Senate Change	Fund Code	Fund Source	Notes	Version Adopted
39	Departmental Support Services	Commissioner's Office	Intent									H or S
			House None									
			Senate It is the intent of the legislature that the Department of Health and Social Services complete the following tasks related to fiscal audits required in CHAPTER 68, SLA 2003 of all Medicaid providers: 1. Develop regulations addressing the use of extrapolation methodology following an audit of Medicaid providers that clearly defines the difference between actual overpayment of funds to a provider and ministerial omission or clerical billing error that does not result in overpayment to the provider. The extrapolation methodology will also define percentage of "safe harbor" overpayment rates for which extrapolation methodology will not be applied. 2. Develop training standards and definitions regarding ministerial and billing errors versus overpayments. Include the use of those standards and definitions in the State's audit contracts. All audits initiated after the effective date of this intent and resulting in findings of overpayment will be calculated under the department's new regulations governing overpayment standards and extrapolation methodology.									
40	Departmental Support Services	Office of Program Review	Delete funding for positions established in the Office of Program Review and transferred to Office of Faith Based and Community Initiatives	2,804.4	(134.0)	1002	Fed Rcpts					H or S
					(134.1)	1003	G/F Match					H or S
41	Departmental Support Services	Office of Faith Based and Community Initiatives	Conditional									H or S
			House None									
			Senate Of the amount appropriated in this allocation, \$500,000 of general funds may be used for no purpose other than for grants to areas ineligible for Human Services Grants.									
42	Departmental Support Services	Office of Faith Based & Community Initiatives	Restore Office of Faith Based & Community Initiatives funding and positions	500.0	212.1	1003	G/F Match				House increment includes 4 positions	H or S
					202.2	1004	Gen Fund					H or S

*delete 2 positions*

*Sen. report questioned #42*

Conference Committee Motion Sheet  
 FY2008 Operating and Mental Health Budget

Number	Appropriation	Allocation	Description	CCBaseH	House Change	Fund Code	Fund Source	Senate Change	Fund Code	Fund Source	Notes	Version Adopted
43	Departmental Support Services	Office of Faith Based & Community Initiatives	Grants for areas ineligible for Human Services Grant					500.0	1004	Gen Fund	Grants from the Human Services Community Match Grant program are for Anchorage, Fairbanks and Juneau only. This transaction provides grant funding outside of those areas.	H or S
44	Departmental Support Services	Rate Review	Reduce funding for audits of Disproportionate Share Hospital Payments (DSH)	1,414.1	(142.0)	1002	Fed Rcpts					H or S
					(142.5)	1004	Gen Fund					H or S
45	Departmental Support Services	Human Services Community Matching Grant	Intent									H or S
	<p><b>Senate</b> None</p> <p><b>House</b> It is the intent of the legislature that the department require municipalities receiving Human Services Community Matching Grants to submit accountability reports. No less than annually, the municipalities shall submit reports of processes used to evaluate and rank sub-recipients in determining award levels, sub-recipient awards made and processes in place to monitor and determine performance accountability. No less than quarterly, the municipalities shall submit progress reports including expected results and outcomes of sub-recipient programs, evaluation of sub-recipient progress in achieving those expectations, the number and type of clients served, analysis of direct, indirect and total program costs and specific identification of sub-recipient matching funding.</p>											

Conference Committee Motion Sheet  
 FY2008 Operating and Mental Health Budget

Department of Labor and Workforce Development

Number	Appropriation	Allocation	Description	CCBaseH	House Change	Fund Code	Fund Source	Senate Change	Fund Code	Fund Source	Notes	Version Adopted
TOTAL				60,489.8	(498.5)			471.8				
1	Commissioner and Administrative Services	Office of Citizenship Assistance	Intent									H or S
	House None											
	Senate											
	It is the intent of the legislature that the services of the Office of Citizenship Assistance are provided by permanent full time staff specifically assigned these duties and are located in the Juneau and Kodiak Job Centers.											
2	Commissioner and Administrative Services	Office of Citizenship Assistance	Reduce general funds for the Office of Citizenship Assistance	155.0	(93.9)	1004	Gen Fund					H or S
3	Commissioner and Administrative Services	Office of Citizenship Assistance	Place all funding in contractual line								Senate transaction moves \$105.2 to the Services line.	H or S
4	Workers' Compensation and Safety	Wage and Hour Administration	Decrease GF for a Resident Hire Monitoring Initiative and one Investigator position in Juneau	2,009.7	(85.0)	1004	Gen Fund					H or S
5	Workforce Development	Employment and Training Services	Change Service Delivery for Low-Volume Job Center Offices	25,566.8	(68.7)	1004	Gen Fund					H or S
6	Workforce Development	Employment and Training Services	Increased funding to maintain operations at the Job Centers in Glennallen and Tok					211.8	1004	Gen Fund		H or S
7	Workforce Development	Unemployment Insurance	Intent									H or S
	House none											
	Senate											
	It is the intent of the legislature that the Fairbanks Unemployment Insurance call center remains open and that no positions are transferred from the Fairbanks call center to other call centers.											

*open*

*open*

*open*

*open*

*open*

*open*

*open*

*Meyer*

Conference Committee Motion Sheet  
 FY2008 Operating and Mental Health Budget

Number	Appropriation	Allocation	Description	CCBasell	House Change	Fund Code	Fund Source	Senato Change	Fund Code	Fund Source	Notes	Version Adopted
8	Workforce Development	Unemployment Insurance	Unemployment Insurance Claims Processing Call Center Efficiencies	18,891.5	(52.9)	1004	Gen Fund					H or S
9	Workforce Development	Alaska Vocational Technical Center	Fund Source Adjustment for TRS Increases	9,685.0				1.9 (1.9)	1004 1007	Gen Fund IIA Rcpts		H or S H or S
10	Workforce Development	Kotzebue Technical Center Operations Grant	Decrease general funds for the Kotzebue Technical Center	1,228.9	(300.0)	1004	Gen Fund					H or S <i>open</i>
11	Vocational Rehabilitation	Independent Living Rehabilitation	Add funding for Interpreter Referral Services for Alaskans	1,494.6	100.0	1001	Gen Fund	150.0	1004	Gen Fund	-25,000	H or S
12	Vocational Rehabilitation	Special Projects	Grant for rural outreach and adaptive skill instruction for the visually impaired	1,659.7				110.0	1004	Gen Fund	-55,000	H or S

Conference Committee Motion Sheet  
 FY2008 Operating and Mental Health Budget

Department of Law 0

Number	Appropriation	Allocation	Description	CCBaseH	House Change	Fund Code	Fund Source	Senate Change	Fund Code	Fund Source	Notes	Version Adopted
TOTAL				10,173.7	179.7			(118.9)				
1	Criminal Division	Criminal Justice Litigation	Continue Anchorage Parking Subsidy	1,872.7	36.2	1004	Gen Fund					H or S <i>open</i>
2	Criminal Division	Criminal Justice Litigation	Delete Public Information Officer Position					(59.5) (59.4)	1004 1007	Gen Fund IA Rcpts		H or S H or S
3	Civil Division	Labor and State Affairs	Add Funding for 1/2 Law Atty Position	5,109.8	80.0	1004	Gen Fund					H or S
4	Civil Division	Timekeeping and Litigation Support	Continue Anchorage Parking Subsidy	1,185.0	00.5	1004	Gen Fund					H or S <i>open</i>
5	Administration and Support	Administrative Services	Continue Anchorage Parking Subsidy	2,006.2	3.0	1004	Gen Fund					H or S <i>open</i>

Conference Committee Motion Sheet  
 FY2008 Operating and Mental Health Budget

Number	Appropriation	Allocation	Description	CCBaseH	House Change	Fund Code	Fund Source	Senate Change	Fund Code	Fund Source	Notes	Version Adopted
TOTAL				5,718.0	0.0			0.0				
1	Military and Veteran's Affairs	Homeland Security and Emergency Management	Replace Oil&Haz funding with GF	5,418.0	197.0	1004	Gen Fund				According to DEC, the balance of the Oil&Haz funding will soon be exhausted unless new legislation is passed.	H or S
					(197.0)	1052	Oil/Haz Fd					H or S
2	Military and Veteran's Affairs	Local Emergency Planning Committee	Replace Oil&Haz funding with GF	300.0	300.0	1004	Gen Fund				See note on item #1.	H or S
					(300.0)	1052	Oil/Haz Fd					H or S
3	Military and Veteran's Affairs	Veterans' Services	Intent Language									(H or S)
	<p><b>House</b>          It is the intent of the legislature that, whenever possible, the Department of Military and Veterans Affairs use existing services to provide formal recognition and discharge for Alaska Territorial Guard members in the most expedient manner possible.</p> <p><b>Senate</b>          None</p>											
4	Alaska National Guard Benefits	Educational Benefits	Intent Language									(H or S)
	<p><b>House</b>          It is the intent of the legislature that the Alaska National Guard's education tuition assistance program be funded at a level adequate to provide the benefit to all qualified applicants. If the appropriation under this section is insufficient to provide the benefit to all qualified applicants, the Department of Military and Veterans Affairs shall make a supplemental request to cover the shortfall.</p> <p><b>Senate</b>          None</p>											

*open*

*open*

Conference Committee Motion Sheet  
 FY2008 Operating and Mental Health Budget

Department of Natural Resources 0

Number	Appropriation	Allocation	Description	CCBase/H	House Change	Fund Code	Fund Source	Senate Change	Fund Code	Fund Source	Notes	Version Adopted
TOTAL				40,543.2	1,325.8			1,777.0				
1	Resource Development	Oil & Gas Development	Funding for Increased Oil and Gas Workload	11,226.2	1,318.1	1004	Gen Fund	1,318.1	1004	Gen Fund	House adds a One-Time Increment and Senate adds Increment to Base Budget	H or S
2	Resource Development	Pipeline Coordinator	Arctic Pipeline Technology Team Contract (RSA) with Dept. of Environmental	4,662.7				25.0	1007	I/A Rcpts		H or S
3	Resource Development	Forest Management and Development	Funding to continue statewide Forest Inventory program	5,518.1	60.0	1004	Gen Fund	120.0	1004	Gen Fund	House adds a One-Time Increment and Senate adds Increment to Base Budget	H or S
					60.0	1155	Timber Rcp					H or S
4	Resource Development	Forest Management and Development	Deny Increase for Economic Timber MOU with US Forest Service for Tongass Timber Sales		(100.0)	1004	Gen Fund					H or S <i>open</i>
5	Resource Development	Forest Management and Development	Deny position adjustment from part-time to full-time status								Senate denied position adjustment from part-time to full-time	H or S
6	Resource Development	Forest Management and Development	Funding for Forester and Forest Technician job classification study results and implementation					31.7	1004	Gen Fund		H or S
								2.5	1061	CIP Rcpts		H or S
7	Resource Development	Forest Management & Development	Intent									H or S
											Senate none	
											House It is the intent of the legislature that as the timber industry develops in Interior Alaska, and forest management requires an on going timber inventory program, and as the amount of timber harvest increases, funding of this position will be funded with Timber Receipts or Receipt Supported Services.	
8	Resource Development	Agricultural Development	Reduce travel by \$12.5	1,993.6	(12.5)	1021	Agric RLF				House reduction of ARLF (item 8) and Senate replacement of ARLF with GF (item 9) cannot both be accepted without modification	H or S <i>open</i>

Conference Committee Motion Sheet  
 FY2008 Operating and Mental Health Budget

Number	Appropriation	Allocation	Description	CCBaseH	House Change	Fund Code	Fund Source	Senate Change	Fund Code	Fund Source	Notes	Version Adopted
9	Resource Development	Agricultural Development	Replace Agricultural Revolving Loan Fund with GF					141.9	1004	Gen Fund	Replaces all Agric RLF with GF for this allocation. House reduction of ARLF (item 8) and Senate replacement of ARLF with GF (item 9) cannot both be accepted without modification	H or S
								(141.9)	1021	Agric RLF		H or S
10	Resource Development	Agricultural Development	Add funding for conducting current market appraisals on properties owned by the State of Alaska					50.0	1004	Gen Fund		H or S
11	Resource Development	Agricultural Development	Intent									H or S
	House											
	Senate											
	It is the intent of the legislature that the Board of Agriculture and Conservation conduct current market appraisals on properties owned by the State of Alaska and under the purview of the Board.											
12	Resource Development	North Latitude Plant Material Center	Replace Agricultural Revolving Loan Fund with GF	2,575.8				692.7	1004	Gen Fund	Replaces all Agric RLF with GF for this allocation.	H or S
								(692.7)	1021	Agric RLF		H or S
13	Resource Development	Conservation and Development Board	Replace Agricultural Revolving Loan Fund with GF	109.3				109.3	1004	Gen Fund	Replaces all Agric RLF with GF for this allocation.	H or S
								(109.3)	1021	Agric RLF		H or S
14	State Public Domain & Public Access	RS2477 Assertions & Litigation	Structure change--The House creates a new appropriation and moves an existing allocation "RS2477 Assertions & Litigations" under the new appropriation.									H or S
15	Fire Suppression	Fire Suppression Preparedness	Funding to implement Forester and Forest Technician job classification study results	14,450.5				225.0	1004	Gen Fund		H or S
								5.3	1061	CIP Rcpts		H or S

*open*

*open*

*open*

Conference Committee Motion Sheet  
 FY2008 Operating and Mental Health Budget

Number	Appropriation	Allocation	Description	CCBasel	House Change	Fund Code	Fund Source	Senate Change	Fund Code	Fund Source	Notes	Version Adopted
TOTAL				44,742.0	2,520.5			528.4				
1	Alaska State Troopers		<p>Structure Change - The Senate reinstated two allocations (the "AK Wildlife Troopers Director's Office" and "Alaska Wildlife Troopers Investigations") and renamed the following:</p> <ul style="list-style-type: none"> <li>- Director's Office to AK State Troopers Director's Office</li> <li>- ABWE to Alaska Wildlife Troopers</li> <li>- Aircraft Section to AK Wildlife Troopers - Aircraft Section</li> <li>- Marine Enforcement to AK Wildlife Troopers - Marine Enforcement</li> </ul> <p>The changes reflect the separation of the blue shirts and brown shirts.</p>									H or S
2	Alaska State Troopers		<p>Intent Language</p> <p><b>House</b>          It is the intent of the legislature that the Department of Public Safety provide additional state trooper coverage for international border communities to help meet Federal and Homeland Security requirements.</p> <p><b>Senate</b>          None</p>									H or S
3	Alaska State Troopers	Rural Trooper Housing	Phase III - Enhance Rural Trooper Housing	2,119.5	252 39.6	1004 1108	Gen Fund Stat Desig	504 39.6	1004 1108	Gen Fund Stat Desig		H or S H or S
4	Alaska State Troopers	Narcotics Task Force	Language	3,639.2	1,393.2	1004	Gen Fund				One-time funding contingent on failure to receive FY08 federal funding for Narcotics Task Force	H or S  open
			<p><b>House</b>          (a) The sum of \$1,393,200 is appropriated from the general fund to the Department of Public Safety, division of state troopers, narcotics task force, for drug and alcohol enforcement efforts during the fiscal year ending June 30, 2008.          (b) If the amount of federal receipts received by the Department of Public Safety from the justice assistance grant program during the fiscal year ending June 30, 2008, for drug and alcohol enforcement efforts exceeds \$1,289,100, the appropriation in (a) of this section is reduced by the amount by which the federal receipts exceed \$1,289,100.</p> <p><b>Senate</b>          None</p>									

Conference Committee Motion Sheet  
 FY2008 Operating and Mental Health Budget

Number	Appropriation	Allocation	Description	CCBaseH	House Change	Fund Code	Fund Source	Senato Change	Fund Code	Fund Source	Notes	Version Adopted
5	Alaska State Troopers	Alaska Bureau of Wildlife Enforcement	Five Additional ABWE State Troopers for Wildlife & Fishery Enforcement	14,534.4	1,058.9	1004	Gen Fund					H or S
6	Alaska State Troopers	Alaska Bureau of Wildlife Enforcement	Intent Language									H or S
	<b>House</b> It is the intent of the legislature that the Department of Public Safety utilize existing administrative resources and staff to mitigate additional administrative costs when creating the new Division of Alaska Wildlife Troopers.											
	<b>Senato</b> None											
7	Alaska State Troopers	Alaska Bureau of Wildlife Enforcement	AMD: New Alaska Wildlife Troopers to Spring Academy		(409.9)	1004	Gen Fund					H or S
8	Alaska State Troopers	Alaska Bureau of Wildlife Enforcement	New Alaska Wildlife Troopers Further Reduction		(99.0)	1004	Gen Fund					H or S
9	Alaska State Troopers	Aircraft Section	Further Reduce Aircraft Section	4,857.8				(325.0)	1004	Gen Fund		H or S
10	Village Public Safety Officer Program	VPSO Contracts	Fund VPSO Program with FY08 GF	4,883.0	500.0	1004	Gen Fund	563.4	1004	Gen Fund		H or S
11	Village Public Safety Officer Program	VPSO Contracts	Conditional Language									H or S
	<b>House</b> None											
	<b>Senato</b> The amount appropriated by this appropriation includes the unexpended and unobligated balance on June 30, 2007, of the Department of Public Safety, Village Public Safety Officer Contracts.											
	If Senato wordage is chosen, then the FY09 base will be reduced by \$750.0											
12	Council on Domestic Violence and Sexual Assault	Council on Domestic Violence and Sexual Assault	Increase Shelter Grants for Barrow AWIC	10,627.0	(100.0)	1004	Gen Fund	200.0	1004	Gen Fund	The House accepted the Governor's amended reduction  The Senate added additional funding for specific shelter grants	H or S
13	Statewide Support	Laboratory Services	New Criminalist IV 12 #012 Quality Assurance Manager	4,081.1	112.5	1004	Gen Fund					H or S

*open*

*open*

*open*

*open*

*open*

*Sen Dixon - repeat request  
 Questioned  
 11/10/07*

Conference Committee Motion Sheet  
 FY2008 Operating and Mental Health Budget

Department of Revenue 0

Number	Appropriation	Allocation	Description	CCBaseH	House Change	Fund Code	Fund Source	Senate Change	Fund Code	Fund Source	Notes	Version Adopted
TOTAL				0.0	0.0			0.0				
1	Child Support Services	Child Support Services Division	Federal reduction due to PERS rate reduction.	22,630.8	(1,158.5)	1002	Fed Rcpl					H or S
					132.9	1016	CSSD Fed	132.9	1016	CSSD Fed		H or S
					1,025.6	1156	Rcpt Svcs	1,025.6	1156	Rcpt Svcs		H or S
2	Taxation and Treasury	Tax Division	Language									H or S
	<p><b>House section 21(c)</b>          The sum of \$25,000,000 is appropriated from the general fund to the Department of Revenue, tax division, for the purpose of making refunds under AS 43.55.023 or 43.55.025 for credits purchased by the Alaska Retirement Management Board, if any, for the fiscal year ending June 30, 2008.</p> <p><b>Senate section 19(c)</b>          The sum of \$25,000,000 is appropriated from the general fund to the Department of Revenue, tax division, for the purpose of making refunds under AS 43.55.023 or 43.55.025 for the fiscal year ending June 30, 2008.</p>											

Conference Committee Motion Sheet  
 FY2008 Operating and Mental Health Budget

Department of Transportation & Public Facilities

0

*not today*

Number	Appropriation	Allocation	Description	CCBaseH	House Change	Fund Code	Fund Source	Senate Change	Fund Code	Fund Source	Notes	Version Adopted
TOTAL				307,115.4	1,347.3			2,150.0				
1	Design, Engineering and Construction	Southeast Design and Engineering Services	Coordinate environmental development requirements	10,394.3	115.6	1061	CIP Rcpts					H or S
2	Design, Engineering and Construction	Central Region Construction and CIP Support	Public Facilities Section contract closeouts	22,698.0	102.0	1061	CIP Rcpts					H or S
3	Design, Engineering and Construction	Southeast Region Construction	Additional positions to support construction of Juneau Access	7,337.2	474.3	1061	CIP Rcpts				Adds 4 permanent full time positions	H or S
4	State Equipment Fleet	State Equipment Fleet	Mechanics' time spent working on capital project related work placed in operating budget to avoid unbudgeted RSA's	28,179.1				150.0	1026	HwyCapital		H or S
5	Highways, Aviation and Facilities	Central Region Facilities	Reduce heating fuel for rural airport snow removal equipment buildings	5,954.8	(200.0)	1004	Gen Fund					H or S
6	Highways, Aviation and Facilities	Northern Region Facilities	Eliminate maintenance of Fox Spring drinking water facility	10,562.2	(30.0)	1004	Gen Fund					H or S
7	Highways, Aviation and Facilities	Northern Region Facilities	Reduce heating fuel for rural airport snow removal equipment buildings		(300.0)	1004	Gen Fund					H or S
8	Highways, Aviation and Facilities	Central Region Highways and Aviation	Commodity price increases	41,314.1	985.4	1004	Gen Fund					H or S
9	Highways, Aviation and Facilities	Central Region Highways and Aviation	Replace Oil&Haz with GF		700.0	1004	Gen Fund				According to DEC, the balance of the Oil&Haz funding will soon be exhausted unless new legislation is passed.	H or S
					(700.0)	1052	Oil/Haz Fd					H or S
10	Highways, Aviation and Facilities	Northern Region Highways and Aviation	Commodity price increase	59,299.0	200.0	1004	Gen Fund					H or S

Conference Committee Motion Sheet  
 FY2008 Operating and Mental Health Budget

Number	Appropriation	Allocation	Description	CCBaseH	House Change	Fund Code	Fund Source	Senate Change	Fund Code	Fund Source	Notes	Version Adopted
11	Highways, Aviation and Facilities	Northern Region Highways and Aviation	Replace Oil&Haz with GF		125.0	1004	Gen Fund				According to DEC, the balance of the Oil&Haz funding will soon be exhausted unless new legislation is passed.	H or S
					(125.0)	1052	Oil/Haz Fd					H or S
12	International Airports	Anchorage Airport Facilities	Realign funding for program efficiencies	20,638.8							Line item transfer of \$1,231.0 between Services and Personal Services for C Concourse maintenance. Adds 16 new permanent full time employees.  Choose <b>House</b> to accept line item transfer. Choose <b>Senate</b> to deny line item transfer.	H or S
13	Marine Highway System	Marine Vessel Operations	Maintain Kodiak Winter Service and Add One Cross Gulf Winter Trip to Service Yakutat	100,739.0				1,750.0	1004	Gen Fund		H or S
								250.0	1076	Marine Hwy		H or S
14	Marine Highway System	Marine Vessel Operations	Intent Language									H or S
	<b>House</b> none											
	<b>Senate</b> It is the intent of the Legislature that the \$1,750,000 of general funds added to the governor's recommended funding for vessel operations is for maintaining the winter service to Homer, Kodiak, and Prince William Sound while the Tustumena is being overhauled. It is also to provide at least one round trip through Yakutat.											

Conference Committee Motion Sheet  
 FY2008 Operating and Mental Health Budget

Number	Appropriation	Allocation	Description	CCBaseH	Housu Change	Fund Code	Fund Source	Senate Change	Fund Code	Fund Source	Notes	Version Adopted
TOTAL				78,388.1	782.8			007.4				
1	Alaska Court System	Appellate Courts	Expand Court's Salary Schedule to Include "G" Step for Range 14 and below	5,772.7	32.5	1004	Gen Fund					(H or S)
2	Alaska Court System	Trial Courts	Juror Process Enhancement	63,098.0	261.0	1004	Gen Fund	69.0	1004	Gen Fund	The House accepted the Governor's Inc OTI  The Senate accepted an increment to fund juror pay only	H or S <i>open</i>
3	Alaska Court System	Trial Courts	Expand Court's Salary Schedule to Include "G" Step for Range 14 and below		293.3	1004	Gen Fund					(H or S)
4	Alaska Court System	Trial Courts	Bethel Court Security Services					75.0	1004	Gen Fund		H or (S)
5	Alaska Court System	Trial Courts	Equalize hourly Rate paid for Court-Appointed Attorneys					59.5	1004	Gen Fund		H or (S)
6	Alaska Court System	Trial Courts	Seek General Fund Funding for Palmer Mental Health Courts and Therapeutic Courts Coordinator Positions		227.5	1037	GF/MH	302.1	1037	GF/MH	The House replaces MHTAAR  The Senate accepted the Governor's increment	H or (S)
7	Alaska Court System	Trial Courts	Juneau Courthouse and Palmer Courthouse Included in the Public Building Fund					332.8	1004	Gen Fund		H or S <i>open</i>
8	Alaska Court System	Administration and Support	Expand Court's Salary Schedule to Include "G" Step for Range 14 and below	8,284.7	31.0	1004	Gen Fund					(H or S)
9	Commission on Judicial Conduct	Commission on Judicial Conduct	Reduce Personal Services Underfunding to 3%	316.2				9.0	1004	Gen Fund	House transfers 9.0 from services to personal services	H or (S)
10	Judicial Council	Judicial Council	Year 2 Fiscal Note to SB237 Addition of Six Superior Court Judges	915.6	(62.5)	1004	Gen Fund					(H or S)

Conference Committee Motion Sheet  
 FY2008 Operating and Mental Health Budget

Legislature 0

Number	Appropriation	Allocation	Description	CCBaseH	House Change	Fund Code	Fund Source	Senate Change	Fund Code	Fund Source	Notes	Version Adopted
TOTAL				27,591.9	0.0			(592.4)				
1	Budget and Audit Committee	Legislative Finance	Remove a portion of SFC carryforward for Medicald Program Review & Consultation Costs sec 57(a), Ch 82, SLA 2006 (SB231)	0,758.0				(280.1)	1004	Gen Fund		H or S
2	Budget and Audit Committee	Legislative Finance	Remove carryforward for Senate Finance sec 58(d), Ch 82, SLA 2006 (SB231) lapses 6-30- 07					(388.1)	1004	Gen Fund		H or S
3	Legislative Council	Administrative Services	Efficiency Reduction	10,329.0				(40.0)	1004	Gen Fund		H or S
4	Legislative Council	Ombudsman	Increase Personal Services in Anchorage Office	811.7				102.3	1004	Gen Fund		H or S <i>open</i>
5	Legislative Council	Ombudsman	Casual labor					26.4	1004	Gen Fund		H or S
6	Legislative Operating Budget	Legislative Operating Budget	Reduce FY08 House Carryforward	9,695.2				(7.1)	1004	Gen Fund		H or S
7	Legislative Operating Budget	Legislative Operating Budget	Reduce FY08 Senate Carryforward					(5.8)	1004	Gen Fund		H or S

a

Conference Committee Motion Sheet  
 FY2008 Operating and Mental Health Budget

Executive Branch Efficiencies and Spending Reductions 0

Number	Appropriation	Allocation	Description	CCBaseH	House Change	Fund Code	Fund Source	Senate Change	Fund Code	Fund Source	Notes	Version Adopted
TOTAL				(51,199.9)	(51,199.9)			(43,471.1)				
1	Gov's Spending Reductions	Gov's FY08 Spending Reductions	Revise estimated Retirement Systems Savings	(51,199.9)	(1,667.3)	1002	Fed Rcpls	(1,667.2)	1002	Fed Rcpls	This unallocated reduction cannot remain in the bill. The motion should be "zero on all three fund sources" and will result in the following transactions: S + 1,667.2 + 1667.2	H or S
					(41,604.0)	1004	Gen Fund	(41,803.0)	1004	Gen Fund	S + 41,803.9	H or S
					(7,720.6)	1178	temp code	0.0	1178	temp code	S	H or S

Conference Committee Motion Sheet  
 FY2008 Operating and Mental Health Budget

Statewide 0

Number	Appropriation	Allocation	Description	CCBaseH	House Change	Fund Code	Fund Source	Senate Change	Fund Code	Fund Source	Notes	Version Adopted
TOTAL				25,273.0	0.0			(41,452.3)				
1	Statewide		Adjustments for retirement funding (transaction list attached)	25,273.0				(601.5)	1004	Gen Fund		H or S
								(658.4)	1002	Fed Rcpts		H or S
								(40,192.4)	1178	Temp code		H or S
2	Statewide		Federal and other program receipts									
			<p><b>House section 24</b></p> <p>(a) Federal receipts, designated program receipts as defined in AS 37.05.146(b)(3), information service fund program receipts as described in AS 44.21.045(b), Exxon Valdez oil spill trust receipts described in AS 37.05.146(b)(4), and receipts of the Alaska Fire Standards Council described in AS 37.05.146(b)(5) that are received during the fiscal year ending June 30, 2008, and that exceed the amounts appropriated by this Act, are appropriated conditioned on compliance with the program review provisions of AS 37.07.080(h).</p> <p>(b) If federal or other program receipts as defined in AS 37.05.146 and in AS 44.21.045(b) that are received during the fiscal year ending June 30, 2008, exceed the amounts appropriated by this Act, the appropriations from state funds for the affected program shall be reduced by the excess if the reductions are consistent with applicable federal statutes.</p> <p>(c) If federal or other program receipts as defined in AS 37.05.146 and in AS 44.21.045(b) that are received during the fiscal year ending June 30, 2008, fall short of the amounts appropriated by this Act, the affected appropriation is reduced by the amount of the shortfall in receipts.</p> <p><b>Senate section 22</b></p> <p>(a) Federal receipts, designated program receipts as defined in AS 37.05.146(b)(3), information service fund program receipts as described in AS 44.21.045(b), Exxon Valdez oil spill trust receipts described in AS 37.05.146(b)(4), receipts of the Alaska Fire Standards Council described in AS 37.05.146(b)(5), receipts of the disaster relief fund (AS 26.23.300), and receipts of the Alaska marine highway system fund (AS 19.65.060) that are received during the fiscal year ending June 30, 2008, and that exceed the amounts appropriated by this Act, are appropriated conditioned on compliance with the program review provisions of AS 37.07.080(h).</p> <p>(b) If federal or other program receipts as defined in AS 37.05.146 and in AS 44.21.045(b), receipts of the disaster relief fund (AS 26.23.300), and receipts of the Alaska marine highway system fund (AS 19.65.060) that are received during the fiscal year ending June 30, 2008, fall short of the amounts appropriated by this Act, the affected appropriation is reduced by the amount of the shortfall in receipts.</p>							Senate deletes language that reduces the appropriation of state funds if receipts exceed the amount anticipated.	H or S	
											Senate adds Disaster Relief Fund and Marine Highway Fund to the list of funds eligible for review by the LB&A Committee.	H or S

Open

**FY08 Department of Corrections Proposed Structure Changes**

**SENATE**

**HOUSE**

**Administration and Operations**

- Office of the Commissioner
- Correctional Academy
- Administrative Services
- Information Technology MIS
- Research and Records
- Facility-Capital Improvement Unit
- Facility Maintenance
- Offender Habilitation Programs
- Community Jails
- Classification and Furlough
- DOC State Facilities Rent
- Out-of-State Contractual
- Institution Director's Office
- Prison Employment Program
- Inmate Transportation
- Point of Arrest
- Anchorage Correctional Complex
- Anvil Mountain Correctional Center
- Combined Hiland Mountain Correctional Center
- Fairbanks Correctional Center
- Ketchikan Correctional Center
- Lemon Creek Correctional Center
- Matanuska-Susitna Correctional Center
- Palmer Correctional Center
- Spring Creek Correctional Center
- Wildwood Correctional Center
- Yukon-Kuskokwim Correctional Center
- Point MacKenzie Correctional Farm
- Probation and Parole Director's Office
- Statewide Probation and Parole
- Parole Board

**Inmate Health Care**

- Inmate Health Care

**Existing Community Residential Centers**

- Existing Community Residential Centers

**Administration and Operations**

- Office of the Commissioner
- Correctional Academy
- Administrative Services
- Information Technology MIS
- Research and Records
- DOC State Facilities Rent
- Mega Prison Project (New Allocation)*

**Population Management**

- Facility-Capital Improvement Unit
- Facility Maintenance
- Offender Habilitation Programs
- Community Jails
- Classification and Furlough
- Out-of-State Contractual
- Institution Director's Office
- Prison Employment Program
- Inmate Transportation
- Point of Arrest
- Anchorage Correctional Complex
- Anvil Mountain Correctional Center
- Combined Hiland Mountain Correctional Center
- Fairbanks Correctional Center
- Ketchikan Correctional Center
- Lemon Creek Correctional Center
- Matanuska-Susitna Correctional Center
- Palmer Correctional Center
- Spring Creek Correctional Center
- Wildwood Correctional Center
- Yukon-Kuskokwim Correctional Center
- Point MacKenzie Correctional Farm
- Community Residential Centers (Name Change)*
- Probation and Parole Director's Office
- Statewide Probation and Parole
- Parole Board

**Inmate Health Care**

- Inmate Health Care

Mental Health Capital Differences between House & Senate Versions of HB 96

Item #	Funding	House	Senate	CC Action
<b>Department of Health and Social Services</b>				
1	MH Southcentral Foundation Eklutna Residential Psychiatric Treatment Center - Match for Bring the Kids Home (HD 13-16)	1037 GF/MH	7,000,000	H
2	MH Cost Share Match for Bring the Kids Home (HD 1-40)	1037 GF/MH	1,000,000	H
3	MH Treatment and Recovery Based Special Needs Housing (HD 1-40)	1037 GF/MH 1092 MHTAAR 1139 AHFC Div	750,000 250,000 250,000	H
4	MH Home Modification and Upgrades to Retain Housing (HD 1-40)	1092 MHTAAR	250,000 250,000	H
5	MH Deferred Maintenance and Americans with Disabilities Act Improvement Grants to Service Providers and for Trust Beneficiaries (HD 1-40)	1037 GF/MH	2,000,000 2,000,000	H
6	MH Essential Program Equipment (HD 1-10)	1037 GF/MH	350,000 350,000	H

Mental Health Capital Differences between House & Senate Versions of HB 96

Item #	Funding	House	Senate	CC Action
<b>Department of Natural Resources</b>				
7	Mental Health Trust Land Development (HD 1-40)	1092 MHTAAR		650,000 650,000 S
8	Mental Health Trust Land Facilities Maintenance (HD 1-40)	1092 MHTAAR	350,000 350,000	#
<b>Department of Revenue</b>				
9	Beneficiary and Special Needs Housing (HD 1-40)	1139 AHFC Div	1,750,000 1,750,000	#
10	Emergency Assistance Grants for Mental Health Trust Beneficiaries (HD 1-40)	1092 MHTAAR	200,000 200,000	#
11	Homeless Assistance Program (HD 1-40)	1092 MHTAAR 1139 AHFC Div	1,500,000 500,000 1,000,000	#
<b>Department of Transportation/Public Facilities</b>				
12	Coordinated Transportation and Vehicles (HD 1-40)	1092 MHTAAR	300,000 300,000	#



Alaska Municipal League • 217 Second Street, Suite 200, Juneau, Alaska 99801  
 Tel (907) 586-1325 Fax • (907) 463-5480 • www.akml.org

## Revenue Sharing Funding to Cities and Boroughs 1985 to 2007

“ALL Revenue Sharing” includes the “State Revenue Sharing program” and the “Municipal Assistance (Safe Communities) program”

Fiscal Year	Total ALL Revenue Sharing	Other Related Programs
1985	\$141,656,800	
1986	\$140,939,000	
1987	\$113,737,600	
1988	\$96,857,800	
1989	\$96,857,800	
1990	\$91,094,000	
1991	\$87,450,200	
1992	\$84,995,000	
1993	\$78,195,400	
1994	\$72,721,800	
1995	\$62,613,500	
1996	\$58,230,700	
1997	\$53,572,300	
1998	\$50,358,000	
1999	\$47,840,100	
2000	\$31,893,400	
2001	\$28,493,400	
2002	\$29,630,700	
2003	\$29,630,700	
2004	\$17,933,200	One time Federal Funds
2005	\$6,450,000	Rural energy assistance
2006	\$18,426,923	PERS assistance
2007*	\$66,675,087	PERS/Energy Assistance

\*Note: In 2007 the legislature appropriated \$18,581,921 for PERS Relief and \$48,093,166 to offset the impacts of rising energy costs, with a minimum of \$40,000 to any municipality.

Note: In addition to the above, traditionally, Municipal Capital Matching Grants were funded at \$15 to \$20 million with a \$25,000 community minimum. This program was eliminated in 2004.

Note: The amounts above are not adjusted for inflation. For example, the \$141.6 million provided as revenue sharing in 1985 would have been worth about twice that amount, or \$280 million, in 2005.

*Dist By Rep GARA*

Member of the National League of Cities and the National Association of Counties

Handout 1  
SFC 5/12/07

Municipalities	2006 Population	Municipal basic Local Government Support	Per Capita Distribution @\$47.09	Basic + Per Capita	State Assistance pay to get to 22%	% state PERS Contrib * Per Capita Distribution	total revenue with Pers adjustment	Redistribution of PERS adjustment per-capita ( 111.19)	Total Rev. Sharing Payment	State Assistance pay to get to 22%	Total State PERS Assistance & Revenue Sharing	Percent share of Total State Assistance and Revenue Sharing
Anchorage	282,813	\$250,000	\$ 13,317,664.17	\$13,567,664.17	39.76%	\$5,394,742.99	\$8,172,921.18	\$ -	\$8,172,921.18	\$ 26,218,049	\$34,390,970.18	30.89%
Fairbanks	30,552	\$75,000	\$ 1,438,693.68	\$1,513,693.68	17.73%	\$268,428.08	\$1,245,265.60	\$ -	\$1,245,265.60	\$ 11,692,965	\$12,938,230.60	11.62%
Juneau	30,650	\$250,000	\$ 1,443,308.50	\$1,693,308.50	9.04%	\$153,106.07	\$1,540,202.43	\$ -	\$1,540,202.43	\$ 5,961,987	\$7,502,189.43	6.74%
Matanuska-Susitna Borough	63,288	\$250,000	\$ 2,980,231.92	\$3,230,231.92	2.30%	\$74,155.36	\$3,156,076.56	\$ -	\$3,156,076.56	\$ 1,513,713	\$4,669,789.56	4.20%
Fairbanks North Star Borough	55,587	\$250,000	\$ 2,617,591.83	\$2,867,591.83	2.34%	\$67,030.31	\$2,800,561.52	\$ -	\$2,800,561.52	\$ 1,541,305	\$4,341,866.52	3.90%
Kenai Peninsula Borough	31,920	\$250,000	\$ 1,503,112.80	\$1,753,112.80	3.35%	\$58,784.03	\$1,694,328.77	\$ -	\$1,694,328.77	\$ 2,210,977	\$3,905,305.77	3.51%
Ketchikan	7,662	\$75,000	\$ 360,803.58	\$435,803.58	3.80%	\$16,560.40	\$419,243.18	\$ -	\$419,243.18	\$ 2,505,617	\$2,924,860.18	2.63%
Sitka	8,833	\$250,000	\$ 415,945.97	\$665,945.97	2.91%	\$19,397.11	\$646,548.86	\$ -	\$646,548.86	\$ 1,920,581	\$2,567,129.86	2.31%
Kodiak	5,937	\$75,000	\$ 279,573.33	\$354,573.33	2.38%	\$8,426.11	\$346,147.22	\$ -	\$346,147.22	\$ 1,566,953	\$1,913,100.22	1.72%
Kenai	6,864	\$75,000	\$ 323,225.76	\$398,225.76	2.04%	\$8,131.72	\$390,094.04	\$ -	\$390,094.04	\$ 1,346,442	\$1,736,536.04	1.56%
Valdez	3,690	\$75,000	\$ 173,762.10	\$248,762.10	1.94%	\$4,832.72	\$243,929.38	\$ -	\$243,929.38	\$ 1,280,980	\$1,524,909.38	1.37%
Kodiak Island Borough	6,839	\$250,000	\$ 322,048.51	\$572,048.51	0.97%	\$5,574.42	\$566,474.09	\$ -	\$566,474.09	\$ 642,542	\$1,209,016.09	1.09%
Homer	5,454	\$75,000	\$ 256,828.86	\$331,828.86	1.08%	\$3,585.94	\$328,242.92		\$328,242.92	\$ 712,563	\$1,040,805.92	0.93%
Palmer	5,574	\$75,000	\$ 262,479.66	\$337,479.66	1.06%	\$3,569.01	\$333,910.65		\$333,910.65	\$ 697,324	\$1,031,234.65	0.93%
Petersburg	3,129	\$75,000	\$ 147,344.61	\$222,344.61	1.20%	\$2,668.60	\$219,676.01		\$219,676.01	\$ 791,391	\$1,011,067.01	0.91%
Bethel	5,812	\$75,000	\$ 273,687.08	\$348,687.08	0.00%	\$0.00	\$348,687.08	\$ 646,236.28	\$994,923.36	\$ -	\$994,923.36	0.89%
Ketchikan Gateway Borough	5,090	\$250,000	\$ 239,688.10	\$489,688.10	0.73%	\$3,551.45	\$486,136.65		\$486,136.65	\$ 478,213	\$964,349.65	0.87%
Wrangell	1,911	\$75,000	\$ 89,988.99	\$164,988.99	1.10%	\$1,818.50	\$163,170.49		\$163,170.49	\$ 726,763	\$889,933.49	0.80%
Cordova	2,211	\$75,000	\$ 104,115.99	\$179,115.99	1.07%	\$1,911.09	\$177,204.90		\$177,204.90	\$ 703,528	\$880,732.90	0.79%
Haines Borough	2,241	\$250,000	\$ 105,528.69	\$355,528.69	0.55%	\$1,956.88	\$353,571.81		\$353,571.81	\$ 362,932	\$716,503.81	0.64%
Barrow	4,065	\$75,000	\$ 191,420.85	\$266,420.85	0.00%	\$0.00	\$266,420.85	\$ 451,987.35	\$718,408.20	\$ -	\$718,408.20	0.65%
North Slope Borough	247	\$250,000	\$ 11,631.23	\$261,631.23	0.57%	\$1,482.36	\$260,148.87		\$260,148.87	\$ 373,594	\$633,742.87	0.57%
Nome	3,540	\$75,000	\$ 166,698.60	\$241,698.60	0.54%	\$1,301.52	\$240,397.08		\$240,397.08	\$ 355,069	\$595,466.08	0.53%
Soldotna	3,807	\$75,000	\$ 179,271.63	\$254,271.63	0.52%	\$1,311.10	\$252,960.53		\$252,960.53	\$ 339,996	\$592,956.53	0.53%
Seward	2,627	\$75,000	\$ 123,705.43	\$198,705.43	0.56%	\$1,117.17	\$197,588.26		\$197,588.26	\$ 370,717	\$568,305.26	0.51%
Kotzebue	3,104	\$75,000	\$ 146,167.36	\$221,167.36	0.00%	\$0.00	\$221,167.36	\$ 345,133.76	\$566,301.12	\$ -	\$566,301.12	0.51%
Wasilla	6,413	\$75,000	\$ 301,988.17	\$376,988.17	0.18%	\$668.53	\$376,319.64		\$376,319.64	\$ 116,931	\$493,250.64	0.44%
Northwest Arctic Borough	733	\$250,000	\$ 34,516.97	\$284,516.97	0.00%	\$0.00	\$284,516.97	\$ 81,502.27	\$366,019.24	\$ -	\$366,019.24	0.33%
Bristol Bay Borough	1,060	\$250,000	\$ 49,915.40	\$299,915.40	0.21%	\$628.81	\$299,286.59		\$299,286.59	\$ 138,246	\$437,532.59	0.39%
Unalaska	3,940	\$75,000	\$ 185,534.60	\$260,534.60	0.20%	\$510.80	\$260,023.80		\$260,023.80	\$ 129,276	\$389,299.80	0.35%
Lake & Peninsula Borough	888	\$250,000	\$ 41,815.92	\$291,815.92	0.12%	\$363.18	\$291,452.74		\$291,452.74	\$ 82,063	\$373,515.74	0.34%
Denali Borough	1,516	\$250,000	\$ 71,388.44	\$321,388.44	0.07%	\$226.48	\$321,161.96		\$321,161.96	\$ 46,465	\$367,626.96	0.33%

North Pole	1,710	\$75,000	\$ 80,523.90	\$155,523.90	0.32%	\$495.06	\$155,028.84		\$155,028.84	\$ 209,893	\$364,921.84	0.33%
Dillingham	2,397	\$75,000	\$ 112,874.73	\$187,874.73	0.22%	\$411.87	\$187,462.86		\$187,462.86	\$ 144,554	\$332,016.86	0.30%
Craig	1,105	\$75,000	\$ 52,034.45	\$127,034.45	0.29%	\$371.34	\$126,663.11		\$126,663.11	\$ 192,745	\$319,408.11	0.29%
Houston	1,537	\$75,000	\$ 72,377.33	\$147,377.33	0.00%	\$0.00	\$147,377.33	\$ 170,899.03	\$318,276.36	\$ -	\$318,276.36	0.29%
Yakutat	619	\$250,000	\$ 29,148.71	\$279,148.71	0.04%	\$101.44	\$279,047.27		\$279,047.27	\$ 23,961	\$303,008.27	0.27%
Metlakatla	1,397	\$75,000	\$ 65,784.73	\$140,784.73	0.00%	\$0.00	\$140,784.73	\$ 155,332.43	\$296,117.16	\$ -	\$296,117.16	0.27%
Aleutians East Borough	64	\$250,000	\$ 3,013.76	\$253,013.76	0.00%	\$0.00	\$253,013.76	\$ 7,116.16	\$260,129.92	\$ -	\$260,129.92	0.23%
Hooper Bay	1,157	\$75,000	\$ 54,483.13	\$129,483.13	0.00%	\$0.00	\$129,483.13	\$ 128,646.83	\$258,129.96	\$ -	\$258,129.96	0.23%
Delta Junction	1,039	\$75,000	\$ 48,926.51	\$123,926.51	0.00%	\$0.00	\$123,926.51	\$ 115,526.41	\$239,452.92	\$ -	\$239,452.92	0.22%
Chevak	908	\$75,000	\$ 42,757.72	\$117,757.72	0.00%	\$0.00	\$117,757.72	\$ 100,960.52	\$218,718.24	\$ -	\$218,718.24	0.20%
Selawik	841	\$75,000	\$ 39,602.69	\$114,602.69	0.00%	\$0.00	\$114,602.69	\$ 93,510.79	\$208,113.48	\$ -	\$208,113.48	0.19%
Saxman	422	\$75,000	\$ 19,871.98	\$94,871.98	0.16%	\$152.00	\$94,719.98		\$94,719.98	\$ 105,640	\$200,359.98	0.18%
Mountain Village	796	\$75,000	\$ 37,483.64	\$112,483.64	0.00%	\$0.00	\$112,483.64	\$ 88,507.24	\$200,990.88	\$ -	\$200,990.88	0.18%
Togiak	783	\$75,000	\$ 36,871.47	\$111,871.47	0.00%	\$0.00	\$111,871.47	\$ 87,061.77	\$198,933.24	\$ -	\$198,933.24	0.18%
Klawock	776	\$75,000	\$ 36,541.84	\$111,541.84	0.00%	\$0.00	\$111,541.84	\$ 86,283.44	\$197,825.28	\$ -	\$197,825.28	0.18%
Emmonak	757	\$75,000	\$ 35,647.13	\$110,647.13	0.00%	\$0.00	\$110,647.13	\$ 84,170.83	\$194,817.96	\$ -	\$194,817.96	0.18%
Akutan	741	\$75,000	\$ 34,893.69	\$109,893.69	0.00%	\$0.00	\$109,893.69	\$ 82,391.79	\$192,285.48	\$ -	\$192,285.48	0.17%
Sand Point	890	\$75,000	\$ 41,910.10	\$116,910.10	0.11%	\$130.91	\$116,779.19	\$ 73,834	\$116,779.19	\$ 73,834	\$190,613.19	0.17%
Point Hope	737	\$75,000	\$ 34,705.33	\$109,705.33	0.00%	\$0.00	\$109,705.33	\$ 81,947.03	\$191,652.36	\$ -	\$191,652.36	0.17%
Savoonga	712	\$75,000	\$ 33,528.08	\$108,528.08	0.00%	\$0.00	\$108,528.08	\$ 79,167.28	\$187,695.36	\$ -	\$187,695.36	0.17%
Kwethluk	693	\$75,000	\$ 32,633.37	\$107,633.37	0.00%	\$0.00	\$107,633.37	\$ 77,054.67	\$184,688.04	\$ -	\$184,688.04	0.17%
Alakanuk	663	\$75,000	\$ 31,220.67	\$106,220.67	0.00%	\$0.00	\$106,220.67	\$ 73,718.97	\$179,939.64	\$ -	\$179,939.64	0.16%
Saint Paul	460	\$75,000	\$ 21,661.40	\$96,661.40	0.12%	\$119.32	\$96,542.08		\$96,542.08	\$ 81,395	\$177,937.08	0.16%
Skagway	854	\$75,000	\$ 40,214.86	\$115,214.86	0.09%	\$108.72	\$115,106.14		\$115,106.14	\$ 62,221	\$177,327.14	0.16%
Quinhagak	648	\$75,000	\$ 30,514.32	\$105,514.32	0.00%	\$0.00	\$105,514.32	\$ 72,051.12	\$177,565.44	\$ -	\$177,565.44	0.16%
Gambell	643	\$75,000	\$ 30,278.87	\$105,278.87	0.00%	\$0.00	\$105,278.87	\$ 71,495.17	\$176,774.04	\$ -	\$176,774.04	0.16%
Galena	636	\$75,000	\$ 29,949.24	\$104,949.24	0.00%	\$0.00	\$104,949.24	\$ 70,716.84	\$175,666.08	\$ -	\$175,666.08	0.16%
Noorvik	636	\$75,000	\$ 29,949.24	\$104,949.24	0.00%	\$0.00	\$104,949.24	\$ 70,716.84	\$175,666.08	\$ -	\$175,666.08	0.16%
Shishmaref	615	\$75,000	\$ 28,960.35	\$103,960.35	0.00%	\$0.00	\$103,960.35	\$ 68,381.85	\$172,342.20	\$ -	\$172,342.20	0.15%
Stebbins	612	\$75,000	\$ 28,819.08	\$103,819.08	0.00%	\$0.00	\$103,819.08	\$ 68,048.28	\$171,867.36	\$ -	\$171,867.36	0.15%
Kotlik	611	\$75,000	\$ 28,771.99	\$103,771.99	0.00%	\$0.00	\$103,771.99	\$ 67,937.09	\$171,709.08	\$ -	\$171,709.08	0.15%
Toksook Bay	598	\$75,000	\$ 28,159.82	\$103,159.82	0.00%	\$0.00	\$103,159.82	\$ 66,491.62	\$169,651.44		\$169,651.44	0.15%
Fort Yukon	596	\$75,000	\$ 28,065.64	\$103,065.64	0.00%	\$0.00	\$103,065.64	\$ 66,269.24	\$169,334.88	\$ -	\$169,334.88	0.15%
Pilot Station	574	\$75,000	\$ 27,029.66	\$102,029.66	0.00%	\$0.00	\$102,029.66	\$ 63,823.06	\$165,852.72	\$ -	\$165,852.72	0.15%
Saint Mary's	551	\$75,000	\$ 25,946.59	\$100,946.59	0.00%	\$0.00	\$100,946.59	\$ 61,265.69	\$162,212.28	\$ -	\$162,212.28	0.15%
Nunapitchuk	547	\$75,000	\$ 25,758.23	\$100,758.23	0.00%	\$0.00	\$100,758.23	\$ 60,820.93	\$161,579.16	\$ -	\$161,579.16	0.15%
Kake	536	\$75,000	\$ 25,240.24	\$100,240.24	0.00%	\$0.00	\$100,240.24	\$ 59,597.84	\$159,838.08	\$ -	\$159,838.08	0.14%
Scammon Bay	520	\$75,000	\$ 24,486.80	\$99,486.80	0.00%	\$0.00	\$99,486.80	\$ 57,818.80	\$157,305.60	\$ -	\$157,305.60	0.14%
Wainwright	517	\$75,000	\$ 24,345.53	\$99,345.53	0.00%	\$0.00	\$99,345.53	\$ 57,485.23	\$156,830.76	\$ -	\$156,830.76	0.14%

King Cove	807	\$75,000	\$ 38,001.63	\$113,001.63	0.06%	\$72.40	\$112,929.23		\$112,929.23	\$ 42,246	\$155,175.23	0.14%
Aniak	512	\$75,000	\$ 24,110.08	\$99,110.08	0.00%	\$0.00	\$99,110.08	\$ 56,929.28	\$156,039.36	\$ -	\$156,039.36	0.14%
Thorne Bay	482	\$75,000	\$ 22,697.38	\$97,697.38	0.00%	\$0.00	\$97,697.38	\$ 53,593.58	\$151,290.96	\$ 3,072	\$154,362.96	0.14%
Hoonah	829	\$75,000	\$ 39,037.61	\$114,037.61	0.06%	\$65.08	\$113,972.53		\$113,972.53	\$ 37,629	\$151,601.53	0.14%
Angoon	482	\$75,000	\$ 22,697.38	\$97,697.38	0.00%	\$0.00	\$97,697.38	\$ 53,593.58	\$151,290.96	\$ -	\$151,290.96	0.14%
New Stuyahok	472	\$75,000	\$ 22,226.48	\$97,226.48	0.00%	\$0.00	\$97,226.48	\$ 52,481.68	\$149,708.16	\$ -	\$149,708.16	0.13%
Napaskiak	464	\$75,000	\$ 21,849.76	\$96,849.76	0.00%	\$0.00	\$96,849.76	\$ 51,592.16	\$148,441.92	\$ -	\$148,441.92	0.13%
Cheformak	460	\$75,000	\$ 21,661.40	\$96,661.40	0.00%	\$0.00	\$96,661.40	\$ 51,147.40	\$147,808.80	\$ -	\$147,808.80	0.13%
Saint Michael	446	\$75,000	\$ 21,002.14	\$96,002.14	0.00%	\$0.00	\$96,002.14	\$ 49,590.74	\$145,592.88	\$ -	\$145,592.88	0.13%
Gustavus	441	\$75,000	\$ 20,766.69	\$95,766.69	0.00%	\$0.00	\$95,766.69	\$ 49,034.79	\$144,801.48	\$ -	\$144,801.48	0.13%
Manokotak	423	\$75,000	\$ 19,919.07	\$94,919.07	0.00%	\$0.00	\$94,919.07	\$ 47,033.37	\$141,952.44	\$ -	\$141,952.44	0.13%
Buckland	418	\$75,000	\$ 19,683.62	\$94,683.62	0.00%	\$0.00	\$94,683.62	\$ 46,477.42	\$141,161.04	\$ -	\$141,161.04	0.13%
Nuiqsut	417	\$75,000	\$ 19,636.53	\$94,636.53	0.00%	\$0.00	\$94,636.53	\$ 46,366.23	\$141,002.76	\$ -	\$141,002.76	0.13%
Kiana	401	\$75,000	\$ 18,883.09	\$93,883.09	0.00%	\$0.00	\$93,883.09	\$ 44,587.19	\$138,470.28	\$ -	\$138,470.28	0.12%
Kivalina	391	\$75,000	\$ 18,412.19	\$93,412.19	0.00%	\$0.00	\$93,412.19	\$ 43,475.29	\$136,887.48	\$ -	\$136,887.48	0.12%
Marshall	387	\$75,000	\$ 18,223.83	\$93,223.83	0.00%	\$0.00	\$93,223.83	\$ 43,030.53	\$136,254.36	\$ -	\$136,254.36	0.12%
Nenana	359	\$75,000	\$ 16,905.31	\$91,905.31	0.06%	\$57.80	\$91,847.51		\$91,847.51	\$ 41,467	\$133,314.51	0.12%
Napakiak	370	\$75,000	\$ 17,423.30	\$92,423.30	0.00%	\$0.00	\$92,423.30	\$ 41,140.30	\$133,563.60	\$ -	\$133,563.60	0.12%
Koyuk	368	\$75,000	\$ 17,329.12	\$92,329.12	0.00%	\$0.00	\$92,329.12	\$ 40,917.92	\$133,247.04	\$ -	\$133,247.04	0.12%
Akiak	367	\$75,000	\$ 17,282.03	\$92,282.03	0.00%	\$0.00	\$92,282.03	\$ 40,806.73	\$133,088.76	\$ -	\$133,088.76	0.12%
Hydaburg	352	\$75,000	\$ 16,575.68	\$91,575.68	0.00%	\$0.00	\$91,575.68	\$ 39,138.88	\$130,714.56	\$ -	\$130,714.56	0.12%
Russian Mission	329	\$75,000	\$ 15,492.61	\$90,492.61	0.00%	\$0.00	\$90,492.61	\$ 36,581.51	\$127,074.12	\$ -	\$127,074.12	0.11%
Brevig Mission	324	\$75,000	\$ 15,257.16	\$90,257.16	0.00%	\$0.00	\$90,257.16	\$ 36,025.56	\$126,282.72	\$ -	\$126,282.72	0.11%
Unalakleet	727	\$75,000	\$ 34,234.43	\$109,234.43	0.02%	\$26.94	\$109,207.49		\$109,207.49	\$ 16,259	\$125,466.49	0.11%
McGrath	321	\$75,000	\$ 15,115.89	\$90,115.89	0.00%	\$0.00	\$90,115.89	\$ 35,691.99	\$125,807.88	\$ -	\$125,807.88	0.11%
Anaktuvuk Pass	299	\$75,000	\$ 14,079.91	\$89,079.91	0.00%	\$0.00	\$89,079.91	\$ 33,245.81	\$122,325.72	\$ -	\$122,325.72	0.11%
Elim	294	\$75,000	\$ 13,844.46	\$88,844.46	0.00%	\$0.00	\$88,844.46	\$ 32,689.86	\$121,534.32	\$ -	\$121,534.32	0.11%
Nulato	290	\$75,000	\$ 13,656.10	\$88,656.10	0.00%	\$0.00	\$88,656.10	\$ 32,245.10	\$120,901.20	\$ -	\$120,901.20	0.11%
Kaktovik	288	\$75,000	\$ 13,561.92	\$88,561.92	0.00%	\$0.00	\$88,561.92	\$ 32,022.72	\$120,584.64	\$ -	\$120,584.64	0.11%
Eek	287	\$75,000	\$ 13,514.83	\$88,514.83	0.00%	\$0.00	\$88,514.83	\$ 31,911.53	\$120,426.36	\$ -	\$120,426.36	0.11%
Anderson	279	\$75,000	\$ 13,138.11	\$88,138.11	0.00%	\$0.00	\$88,138.11	\$ 31,022.01	\$119,160.12	\$ -	\$119,160.12	0.11%
Ambler	277	\$75,000	\$ 13,043.93	\$88,043.93	0.00%	\$0.00	\$88,043.93	\$ 30,799.63	\$118,843.56	\$ -	\$118,843.56	0.11%
Upper Kalskag	271	\$75,000	\$ 12,761.39	\$87,761.39	0.00%	\$0.00	\$87,761.39	\$ 30,132.49	\$117,893.88	\$ -	\$117,893.88	0.11%
Lower Kalskag	269	\$75,000	\$ 12,667.21	\$87,667.21	0.00%	\$0.00	\$87,667.21	\$ 29,910.11	\$117,577.32	\$ -	\$117,577.32	0.11%
Tanana	261	\$75,000	\$ 12,290.49	\$87,290.49	0.00%	\$0.00	\$87,290.49	\$ 29,020.59	\$116,311.08	\$ -	\$116,311.08	0.10%
Shungnak	260	\$75,000	\$ 12,243.40	\$87,243.40	0.00%	\$0.00	\$87,243.40	\$ 28,909.40	\$116,152.80	\$ -	\$116,152.80	0.10%
Teller	258	\$75,000	\$ 12,149.22	\$87,149.22	0.00%	\$0.00	\$87,149.22	\$ 28,687.02	\$115,836.24	\$ -	\$115,836.24	0.10%
Kachemak	458	\$75,000	\$ 21,567.22	\$96,567.22	0.03%	\$24.92	\$96,542.30		\$96,542.30	\$ 17,018	\$113,560.30	0.10%
Goodnews Bay	242	\$75,000	\$ 11,395.78	\$86,395.78	0.00%	\$0.00	\$86,395.78	\$ 26,907.98	\$113,303.76	\$ -	\$113,303.76	0.10%

Aleknagik	241	\$75,000	\$ 11,348.69	\$86,348.69	0.00%	\$0.00	\$86,348.69	\$ 26,796.79	\$113,145.48	\$ -	\$113,145.48	0.10%
Atkasuk	237	\$75,000	\$ 11,160.33	\$86,160.33	0.00%	\$0.00	\$86,160.33	\$ 26,352.03	\$112,512.36	\$ -	\$112,512.36	0.10%
Nightmute	237	\$75,000	\$ 11,160.33	\$86,160.33	0.00%	\$0.00	\$86,160.33	\$ 26,352.03	\$112,512.36	\$ -	\$112,512.36	0.10%
White Mountain	224	\$75,000	\$ 10,548.16	\$85,548.16	0.00%	\$0.00	\$85,548.16	\$ 24,906.56	\$110,454.72	\$ -	\$110,454.72	0.10%
Huslia	259	\$75,000	\$ 12,196.31	\$87,196.31	0.03%	\$29.40	\$87,166.91		\$87,166.91	\$ 22,230	\$109,396.91	0.10%
Seldovia	220	\$75,000	\$ 10,359.80	\$85,359.80	0.00%	\$0.00	\$85,359.80	\$ 24,461.80	\$109,821.60	\$ -	\$109,821.60	0.10%
Mekoryuk	217	\$75,000	\$ 10,218.53	\$85,218.53	0.00%	\$0.00	\$85,218.53	\$ 24,128.23	\$109,346.76	\$ -	\$109,346.76	0.10%
Shaktoolik	214	\$75,000	\$ 10,077.26	\$85,077.26	0.00%	\$0.00	\$85,077.26	\$ 23,794.66	\$108,871.92	\$ -	\$108,871.92	0.10%
Port Lions	211	\$75,000	\$ 9,935.99	\$84,935.99	0.00%	\$0.00	\$84,935.99	\$ 23,461.09	\$108,397.08	\$ -	\$108,397.08	0.10%
Holy Cross	204	\$75,000	\$ 9,606.36	\$84,606.36	0.00%	\$0.00	\$84,606.36	\$ 22,682.76	\$107,289.12	\$ -	\$107,289.12	0.10%
Nunam Iqua	204	\$75,000	\$ 9,606.36	\$84,606.36	0.00%	\$0.00	\$84,606.36	\$ 22,682.76	\$107,289.12	\$ -	\$107,289.12	0.10%
Kaltag	199	\$75,000	\$ 9,370.91	\$84,370.91	0.00%	\$0.00	\$84,370.91	\$ 22,126.81	\$106,497.72	\$ -	\$106,497.72	0.10%
Nondalton	196	\$75,000	\$ 9,229.64	\$84,229.64	0.00%	\$0.00	\$84,229.64	\$ 21,793.24	\$106,022.88	\$ -	\$106,022.88	0.10%
Ouzinkie	193	\$75,000	\$ 9,088.37	\$84,088.37	0.00%	\$0.00	\$84,088.37	\$ 21,459.67	\$105,548.04	\$ -	\$105,548.04	0.09%
Old Harbor	192	\$75,000	\$ 9,041.28	\$84,041.28	0.00%	\$0.00	\$84,041.28	\$ 21,348.48	\$105,389.76	\$ -	\$105,389.76	0.09%
Whittier	189	\$75,000	\$ 8,900.01	\$83,900.01	0.00%	\$0.00	\$83,900.01	\$ 21,014.91	\$104,914.92	\$ -	\$104,914.92	0.09%
Ruby	183	\$75,000	\$ 8,617.47	\$83,617.47	0.00%	\$0.00	\$83,617.47	\$ 20,347.77	\$103,965.24	\$ -	\$103,965.24	0.09%
Grayling	174	\$75,000	\$ 8,193.66	\$83,193.66	0.00%	\$0.00	\$83,193.66	\$ 19,347.06	\$102,540.72	\$ -	\$102,540.72	0.09%
Newhalen	167	\$75,000	\$ 7,864.03	\$82,864.03	0.00%	\$0.00	\$82,864.03	\$ 18,568.73	\$101,432.76	\$ -	\$101,432.76	0.09%
Coffman Cove	162	\$75,000	\$ 7,628.58	\$82,628.58	0.00%	\$0.00	\$82,628.58	\$ 18,012.78	\$100,641.36	\$ -	\$100,641.36	0.09%
Pelican	106	\$75,000	\$ 4,991.54	\$79,991.54	0.03%	\$24.12	\$79,967.42		\$79,967.42	\$ 19,884	\$99,851.42	0.09%
Golovin	154	\$75,000	\$ 7,251.86	\$82,251.86	0.00%	\$0.00	\$82,251.86	\$ 17,123.26	\$99,375.12	\$ -	\$99,375.12	0.09%
Adak	146	\$75,000	\$ 6,875.14	\$81,875.14	0.00%	\$0.00	\$81,875.14	\$ 16,233.74	\$98,108.88	\$ -	\$98,108.88	0.09%
Wales	139	\$75,000	\$ 6,545.51	\$81,545.51	0.00%	\$0.00	\$81,545.51	\$ 15,455.41	\$97,000.92	\$ -	\$97,000.92	0.09%
Deering	138	\$75,000	\$ 6,498.42	\$81,498.42	0.00%	\$0.00	\$81,498.42	\$ 15,344.22	\$96,842.64	\$ -	\$96,842.64	0.09%
Kobuk	135	\$75,000	\$ 6,357.15	\$81,357.15	0.00%	\$0.00	\$81,357.15	\$ 15,010.65	\$96,367.80	\$ -	\$96,367.80	0.09%
Shageluk	124	\$75,000	\$ 5,839.16	\$80,839.16	0.00%	\$0.00	\$80,839.16	\$ 13,787.56	\$94,626.72	\$ -	\$94,626.72	0.09%
Saint George	120	\$75,000	\$ 5,650.80	\$80,650.80	0.00%	\$0.00	\$80,650.80	\$ 13,342.80	\$93,993.60	\$ -	\$93,993.60	0.08%
Ekwok	111	\$75,000	\$ 5,226.99	\$80,226.99	0.00%	\$0.00	\$80,226.99	\$ 12,342.09	\$92,569.08	\$ -	\$92,569.08	0.08%
Diomedes	110	\$75,000	\$ 5,179.90	\$80,179.90	0.00%	\$0.00	\$80,179.90	\$ 12,230.90	\$92,410.80	\$ -	\$92,410.80	0.08%
Tenakee Springs	109	\$75,000	\$ 5,132.81	\$80,132.81	0.00%	\$0.00	\$80,132.81	\$ 12,119.71	\$92,252.52	\$ -	\$92,252.52	0.08%
Eagle	100	\$75,000	\$ 4,709.00	\$79,709.00	0.00%	\$0.00	\$79,709.00	\$ 11,119.00	\$90,828.00	\$ -	\$90,828.00	0.08%
Chuathbaluk	99	\$75,000	\$ 4,661.91	\$79,661.91	0.00%	\$0.00	\$79,661.91	\$ 11,007.81	\$90,669.72	\$ -	\$90,669.72	0.08%
Atka	73	\$75,000	\$ 3,437.57	\$78,437.57	0.02%	\$14.22	\$78,423.35		\$78,423.35	\$ 11,955	\$90,378.35	0.08%
Nikolai	98	\$75,000	\$ 4,614.82	\$79,614.82	0.00%	\$0.00	\$79,614.82	\$ 10,896.62	\$90,511.44	\$ -	\$90,511.44	0.08%
Allakaket	94	\$75,000	\$ 4,426.46	\$79,426.46	0.00%	\$0.00	\$79,426.46	\$ 10,451.86	\$89,878.32	\$ -	\$89,878.32	0.08%
Larsen Bay	90	\$75,000	\$ 4,238.10	\$79,238.10	0.00%	\$0.00	\$79,238.10	\$ 10,007.10	\$89,245.20	\$ -	\$89,245.20	0.08%
Anvik	88	\$75,000	\$ 4,143.92	\$79,143.92	0.00%	\$0.00	\$79,143.92	\$ 9,784.72	\$88,928.64	\$ -	\$88,928.64	0.08%
Koyukuk	88	\$75,000	\$ 4,143.92	\$79,143.92	0.00%	\$0.00	\$79,143.92	\$ 9,784.72	\$88,928.64	\$ -	\$88,928.64	0.08%

Cold Bay	87	\$75,000	\$ 4,096.83	\$79,096.83	0.00%	\$0.00	\$79,096.83	\$ 9,673.53	\$88,770.36	\$ -	\$88,770.36	0.08%
Chignik	85	\$75,000	\$ 4,002.65	\$79,002.65	0.00%	\$0.00	\$79,002.65	\$ 9,451.15	\$88,453.80	\$ -	\$88,453.80	0.08%
Port Heiden	79	\$75,000	\$ 3,720.11	\$78,720.11	0.00%	\$0.00	\$78,720.11	\$ 8,784.01	\$87,504.12	\$ -	\$87,504.12	0.08%
Clark's Point	69	\$75,000	\$ 3,249.21	\$78,249.21	0.00%	\$0.00	\$78,249.21	\$ 7,672.11	\$85,921.32	\$ -	\$85,921.32	0.08%
Hughes	68	\$75,000	\$ 3,202.12	\$78,202.12	0.00%	\$0.00	\$78,202.12	\$ 7,560.92	\$85,763.04	\$ -	\$85,763.04	0.08%
Pilot Point	66	\$75,000	\$ 3,107.94	\$78,107.94	0.00%	\$0.00	\$78,107.94	\$ 7,338.54	\$85,446.48	\$ -	\$85,446.48	0.08%
Port Alexander	64	\$75,000	\$ 3,013.76	\$78,013.76	0.00%	\$0.00	\$78,013.76	\$ 7,116.16	\$85,129.92	\$ -	\$85,129.92	0.08%
Kasaan	59	\$75,000	\$ 2,778.31	\$77,778.31	0.00%	\$0.00	\$77,778.31	\$ 6,560.21	\$84,338.52	\$ -	\$84,338.52	0.08%
False Pass	54	\$75,000	\$ 2,542.86	\$77,542.86	0.00%	\$0.00	\$77,542.86	\$ 6,004.26	\$83,547.12	\$ -	\$83,547.12	0.08%
Egegik	76	\$75,000	\$ 3,578.84	\$78,578.84	0.01%	\$5.15	\$78,573.69		\$78,573.69	\$ 4,321	\$82,894.69	0.07%
Akhiok	44	\$75,000	\$ 2,071.96	\$77,071.96	0.00%	\$0.00	\$77,071.96	\$ 4,892.36	\$81,964.32	\$ -	\$81,964.32	0.07%
Platinum	38	\$75,000	\$ 1,789.42	\$76,789.42	0.00%	\$0.00	\$76,789.42	\$ 4,225.22	\$81,014.64	\$ -	\$81,014.64	0.07%
Kupreanof	32	\$75,000	\$ 1,506.88	\$76,506.88	0.00%	\$0.00	\$76,506.88	\$ 3,558.08	\$80,064.96	\$ -	\$80,064.96	0.07%
Bettles	25	\$75,000	\$ 1,177.25	\$76,177.25	0.00%	\$0.00	\$76,177.25	\$ 2,779.75	\$78,957.00	\$ -	\$78,957.00	0.07%
<b>Municipal Totals</b>	<b>651,368</b>	<b>\$15,025,000</b>	<b>\$ 30,672,919.12</b>	<b>\$45,697,919.12</b>	<b>100.00%</b>	<b>\$6,108,051.43</b>	<b>\$39,589,867.69</b>	<b>\$ 6,108,111.46</b>	<b>\$45,697,979.15</b>	<b>\$ 65,937,506</b>	<b>\$111,635,485.15</b>	
Total funds available		<b>48,100,000</b>										
Basic local support (D)		<b>\$15,025,000</b>										
<b>Unincorporated Totals</b>	<b>\$2,400,483</b>						Population of communities under 22%PERS adjustment					
		<b>\$17,425,483</b>										
		<b>\$30,674,517</b>	Total available for per capita		<b>\$ 47.09</b>							
									<b>\$45,697,979.15</b>			
									<b>\$2,400,483</b>			
									<b>\$ 48,098,462.43</b>			
total pop under 22	54,934	\$111.189	per capita of \$6,108.4 million redistribution									

Handout 2  
5/12/07

SFC

	2005 Population	Communit y Local Governmen t Support	population times 48.91, based on a \$2,405.0 million dollar program	5.61 redistributed from those over 50k	Base support plus Per Capita
<b>Unincorporated Communities</b>					
Akiachak	644	\$25,000	\$ 31,498.04	\$ 3,612.84	\$60,110.88
Alatna	41	\$25,000	\$ 2,005.31	\$ 230.01	\$27,235.32
Arctic Village	147	\$25,000	\$ 7,189.77	\$ 824.67	\$33,014.44
Atmautluak	304	\$25,000	\$ 14,868.64	\$ 1,705.44	\$41,574.08
Beaver	64	\$25,000	\$ 3,130.24	\$ 359.04	\$28,489.28
Birch Creek	33	\$25,000	\$ 1,614.03	\$ 185.13	\$26,799.16
Central	97	\$25,000	\$ 4,744.27	\$ 544.17	\$30,288.44
Chalkyitsik	79	\$25,000	\$ 3,863.89	\$ 443.19	\$29,307.08
Chenega Bay	82	\$25,000	\$ 4,010.62	\$ 460.02	\$29,470.64
Chistochina	104	\$25,000	\$ 5,086.64	\$ 583.44	\$30,670.08
Chitina	110	\$25,000	\$ 5,380.10	\$ 617.10	\$30,997.20
Circle	90	\$25,000	\$ 4,401.90	\$ 504.90	\$29,906.80
Copper Center	452	\$25,000	\$ 22,107.32	\$ 2,535.72	\$49,643.04
Crooked Creek	145	\$25,000	\$ 7,091.95	\$ 813.45	\$32,905.40
Deltana	1,939	\$25,000	\$ 50,000.00		\$75,000.00
Dot Lake	60	\$25,000	\$ 2,934.60	\$ 336.60	\$28,271.20
Dry Creek	107	\$25,000	\$ 5,233.37	\$ 600.27	\$30,833.64
Eagle Village	68	\$25,000	\$ 3,325.38	\$ 381.48	\$28,707.36
Edna Bay	41	\$25,000	\$ 2,005.31	\$ 230.01	\$27,235.32
Elfin Cove	29	\$25,000	\$ 1,418.39	\$ 162.69	\$26,581.08
Four Mile Road	31	\$25,000	\$ 1,516.21	\$ 173.91	\$26,690.12
Gakona	214	\$25,000	\$ 10,466.74	\$ 1,200.54	\$36,667.28
Glennallen	589	\$25,000	\$ 28,807.99	\$ 3,304.29	\$57,112.28
Goldstream	34	\$25,000	\$ 1,662.94	\$ 190.74	\$26,853.68
Gulkana	195	\$25,000	\$ 9,537.45	\$ 1,093.95	\$35,631.40
Healy Lake	29	\$25,000	\$ 1,418.39	\$ 162.69	\$26,581.08
Hollis	137	\$25,000	\$ 6,700.67	\$ 768.57	\$32,469.24
Hyder	91	\$25,000	\$ 4,450.81	\$ 510.51	\$29,961.32
Kasigluk	534	\$25,000	\$ 26,117.94	\$ 2,995.74	\$54,113.68
Kenny Lake	417	\$25,000	\$ 20,395.47	\$ 2,339.37	\$47,734.84
Kipnuk	688	\$25,000	\$ 33,650.08	\$ 3,859.68	\$62,509.76
Klukwan	109	\$25,000	\$ 5,331.19	\$ 611.49	\$30,942.68
Koliganek	167	\$25,000	\$ 8,167.97	\$ 936.87	\$34,104.84
Kongiganak	427	\$25,000	\$ 20,884.57	\$ 2,395.47	\$48,280.04
Kwigillingok	361	\$25,000	\$ 17,656.51	\$ 2,025.21	\$44,681.72

Lime Village	28	\$25,000	\$ 1,369.48	\$ 157.08	\$26,526.56
Manley Hot Springs	74	\$25,000	\$ 3,619.34	\$ 415.14	\$29,034.48
McCarthy	70	\$25,000	\$ 3,423.70	\$ 392.70	\$28,816.40
Mentasta	126	\$25,000	\$ 6,162.66	\$ 706.86	\$31,869.52
Minto	202	\$25,000	\$ 9,879.82	\$ 1,133.22	\$36,013.04
Naukati Bay	106	\$25,000	\$ 5,184.46	\$ 594.66	\$30,779.12
Nelchina/Mendeltna	139	\$25,000	\$ 6,798.49	\$ 779.79	\$32,578.28
Newtok	315	\$25,000	\$ 15,406.65	\$ 1,767.15	\$42,173.80
Nikolski	31	\$25,000	\$ 1,516.21	\$ 173.91	\$26,690.12
Northway	177	\$25,000	\$ 8,657.07	\$ 992.97	\$34,650.04
Oscarville	59	\$25,000	\$ 2,885.69	\$ 330.99	\$28,216.68
Paxson	37	\$25,000	\$ 1,809.67	\$ 207.57	\$27,017.24
Pitka's Point	103	\$25,000	\$ 5,037.73	\$ 577.83	\$30,615.56
Port Protection	54	\$25,000	\$ 2,641.14	\$ 302.94	\$27,944.08
Red Devil	36	\$25,000	\$ 1,760.76	\$ 201.96	\$26,962.72
Silver Springs	107	\$25,000	\$ 5,233.37	\$ 600.27	\$30,833.64
Slana	103	\$25,000	\$ 5,037.73	\$ 577.83	\$30,615.56
Slectmute	92	\$25,000	\$ 4,499.72	\$ 516.12	\$30,015.84
Stevens Village	68	\$25,000	\$ 3,325.88	\$ 381.48	\$28,707.36
Stony River	42	\$25,000	\$ 2,054.22	\$ 235.62	\$27,289.84
Takotna	39	\$25,000	\$ 1,907.49	\$ 218.79	\$27,126.28
Tanacross	149	\$25,000	\$ 7,287.59	\$ 835.89	\$33,123.48
Tatitlek	102	\$25,000	\$ 4,988.82	\$ 572.22	\$30,561.04
Tazlina	185	\$25,000	\$ 9,048.35	\$ 1,037.85	\$35,086.20
Tetlin	150	\$25,000	\$ 7,336.50	\$ 841.50	\$33,178.00
Tok	1,459	\$25,000	\$ 50,000.00		\$75,000.00
Tuluksak	466	\$25,000	\$ 22,792.06	\$ 2,614.26	\$50,406.32
Tuntutuliak	399	\$25,000	\$ 19,515.09	\$ 2,238.39	\$46,753.48
Tununak	328	\$25,000	\$ 16,042.48	\$ 1,840.08	\$42,882.56
Twin Hills	71	\$25,000	\$ 3,472.61	\$ 398.31	\$28,870.92
Venetie	184	\$25,000	\$ 8,999.44	\$ 1,032.24	\$35,031.68
Whale Pass	76	\$25,000	\$ 3,717.16	\$ 426.36	\$29,143.52
Whitestone	176	\$25,000	\$ 8,608.16	\$ 987.36	\$34,595.52
<b>Unincorporated Totals</b>	<b>14,412</b>	<b>\$1,700,000</b>	<b>\$ 638,694.74</b>	<b>\$ 61,788.54</b>	<b>\$2,400,483.28</b>
					\$2,400,483.28

Proposed House CRA CS for CSSB 72(FIN)  
Funding Level of \$49.1 Million X 7%

HCRA

Handout 3

5/12/07

Unincorporated Communities	2006 Population	Base Payment	Initial Per Capita Payment	Per Capita Redistribution	Final Per Capita Payment	Total Revenue Sharing Payment
<b>Unorganized Borough</b>						
Akiachak	633	\$25,000	\$25,973.38	\$1,962.70	\$27,936.08	\$52,936.08
Alatna	33	\$25,000	\$1,354.06	\$102.32	\$1,456.38	\$26,456.38
Arctic Village	146	\$25,000	\$5,990.70	\$452.69	\$6,443.39	\$31,443.39
Atmautluak	304	\$25,000	\$12,473.79	\$942.59	\$13,416.38	\$38,416.38
Beaver	72	\$25,000	\$2,954.32	\$223.25	\$3,177.56	\$28,177.56
Birch Creek	29	\$25,000	\$1,189.93	\$89.92	\$1,279.85	\$26,279.85
Central	89	\$25,000	\$3,651.87	\$275.96	\$3,927.82	\$28,927.82
Chalkyitsik	65	\$25,000	\$2,667.09	\$201.54	\$2,868.63	\$27,868.63
Chenega Bay	69	\$25,000	\$2,831.22	\$213.94	\$3,045.17	\$28,045.17
Chistochina	103	\$25,000	\$4,226.32	\$319.36	\$4,545.68	\$29,545.68
Chitina	116	\$25,000	\$4,759.74	\$359.67	\$5,119.41	\$30,119.41
Circle	95	\$25,000	\$3,898.06	\$294.56	\$4,192.62	\$29,192.62
Copper Center	402	\$25,000	\$16,494.95	\$1,246.45	\$17,741.40	\$42,741.40
Crooked Creek	122	\$25,000	\$5,005.93	\$378.28	\$5,384.21	\$30,384.21
Deltana	1,896	\$25,000	\$77,797.06	\$0.00	\$50,000.00	\$75,000.00
Dot Lake	32	\$25,000	\$1,313.03	\$99.22	\$1,412.25	\$26,412.25
Dry Creek	94	\$25,000	\$3,857.03	\$291.46	\$4,148.49	\$29,148.49
Eagle Village	70	\$25,000	\$2,872.25	\$217.04	\$3,089.30	\$28,089.30
Edna Bay	41	\$25,000	\$1,682.32	\$127.13	\$1,809.45	\$26,809.45
Elfin Cove	25	\$25,000	\$1,025.81	\$77.52	\$1,103.32	\$26,103.32
Four Mile Road	39	\$25,000	\$1,600.26	\$120.92	\$1,721.18	\$26,721.18
Gakona	234	\$25,000	\$9,601.54	\$725.55	\$10,327.08	\$35,327.08
Glennallen	525	\$25,000	\$21,541.91	\$1,627.83	\$23,169.74	\$48,169.74
Goldstream	34	\$25,000	\$1,395.09	\$105.42	\$1,500.52	\$26,500.52
Gulkana	177	\$25,000	\$7,262.70	\$548.81	\$7,811.51	\$32,811.51
Healy Lake	46	\$25,000	\$1,887.48	\$142.63	\$2,030.11	\$27,030.11
Hollis	156	\$25,000	\$6,401.02	\$483.70	\$6,884.72	\$31,884.72
Hyder	92	\$25,000	\$3,774.96	\$285.26	\$4,060.22	\$29,060.22
Kasigluk	542	\$25,000	\$22,239.45	\$1,680.54	\$23,920.00	\$48,920.00
Kenny Lake	414	\$25,000	\$16,987.33	\$1,283.66	\$18,270.99	\$43,270.99
Kipnuk	668	\$25,000	\$27,409.51	\$2,071.22	\$29,480.73	\$54,480.73
Klukwan	112	\$25,000	\$4,595.61	\$347.27	\$4,942.88	\$29,942.88
Koliganek	165	\$25,000	\$6,770.31	\$511.60	\$7,281.92	\$32,281.92
Kongiganak	411	\$25,000	\$16,864.24	\$1,274.36	\$18,138.59	\$43,138.59
Kwigillingok	378	\$25,000	\$15,510.17	\$1,172.04	\$16,682.21	\$41,682.21
Lime Village	25	\$25,000	\$1,025.81	\$77.52	\$1,103.32	\$26,103.32
Manley Hot Springs	78	\$25,000	\$3,200.51	\$241.85	\$3,442.36	\$28,442.36
McCarthy	60	\$25,000	\$2,461.93	\$186.04	\$2,647.97	\$27,647.97
Mentasta	114	\$25,000	\$4,677.67	\$353.47	\$5,031.14	\$30,031.14
Minto	186	\$25,000	\$7,631.99	\$576.72	\$8,208.71	\$33,208.71
Naukati Bay	129	\$25,000	\$5,293.15	\$399.98	\$5,693.14	\$30,693.14
Nelehina/Mendeltna	113	\$25,000	\$4,636.64	\$350.37	\$4,987.01	\$29,987.01
Newtok	323	\$25,000	\$13,253.40	\$1,001.50	\$14,254.91	\$39,254.91
Nikolski	31	\$25,000	\$1,272.00	\$96.12	\$1,368.12	\$26,368.12
Northway	227	\$25,000	\$9,314.31	\$703.84	\$10,018.15	\$35,018.15

Prepared by DCCED

**Proposed House CRA CS for CSSB 72(FIN)**  
**Funding Level of \$49.1 Million X 7%**

Unincorporated Communities	2006 Population	Base Payment	Initial Per Capita Payment	Per Capita Redistribution	Final Per Capita Payment	Total Revenue Sharing Payment
Oscarville	64	\$25,000	\$2,626.06	\$198.44	\$ 2,824.50	\$27,824.50
Paxson	28	\$25,000	\$1,148.90	\$86.82	\$ 1,235.72	\$26,235.72
Pitka's Point	109	\$25,000	\$4,472.51	\$337.97	\$ 4,810.48	\$29,810.48
Point Baker	27	\$25,000	\$1,107.87	\$83.72	\$ 1,191.59	\$26,191.59
Port Protection	59	\$25,000	\$2,420.90	\$182.94	\$ 2,603.84	\$27,603.84
Red Devil	29	\$25,000	\$1,189.93	\$89.92	\$ 1,279.85	\$26,279.85
Silver Springs	113	\$25,000	\$4,636.64	\$350.37	\$ 4,987.01	\$29,987.01
Slana	94	\$25,000	\$3,857.03	\$291.46	\$ 4,148.49	\$29,148.49
Sleetmute	91	\$25,000	\$3,733.93	\$282.16	\$ 4,016.09	\$29,016.09
Stevens Village	63	\$25,000	\$2,585.03	\$195.34	\$ 2,780.37	\$27,780.37
Stony River	53	\$25,000	\$2,174.71	\$164.33	\$ 2,339.04	\$27,339.04
Takotna	53	\$25,000	\$2,174.71	\$164.33	\$ 2,339.04	\$27,339.04
Tanacross	146	\$25,000	\$5,990.70	\$452.69	\$ 6,443.39	\$31,443.39
Tatitlek	117	\$25,000	\$4,800.77	\$362.77	\$ 5,163.54	\$30,163.54
Tazlina	188	\$25,000	\$7,714.05	\$582.92	\$ 8,296.97	\$33,296.97
Tetlin	149	\$25,000	\$6,113.80	\$461.99	\$ 6,575.79	\$31,575.79
Tok	1,347	\$25,000	\$55,270.38	\$0.00	\$ 50,000.00	\$75,000.00
Tuluksak	493	\$25,000	\$20,228.88	\$1,528.61	\$ 21,757.49	\$46,757.49
Tuntutuliak	407	\$25,000	\$16,700.11	\$1,261.96	\$ 17,962.06	\$42,962.06
Tununak	333	\$25,000	\$13,663.72	\$1,032.51	\$ 14,696.23	\$39,696.23
Twin Hills	77	\$25,000	\$3,159.48	\$238.75	\$ 3,398.23	\$29,398.23
Venetie	187	\$25,000	\$7,673.02	\$579.82	\$ 8,252.84	\$33,252.84
Whale Pass	61	\$25,000	\$2,502.96	\$189.14	\$ 2,692.10	\$27,692.10
Whitestone	176	\$25,000	\$7,221.67	\$545.71	\$ 7,767.38	\$32,767.38
	<b>14,179</b>	<b>\$1,725,000</b>	<b>\$581,795.61</b>	<b>\$33,908.49</b>	<b>\$582,636.67</b>	<b>\$2,307,636.67</b>
<b>Organized Boroughs</b>						
Anchor Point	1,803	\$25,000	\$73,981.06	\$0.00	\$ 50,000.00	\$75,000.00
Cantwell	204	\$25,000	\$8,370.57	\$632.53	\$ 9,003.10	\$34,003.10
Chickaloon	282	\$25,000	\$11,571.08	\$874.38	\$ 12,445.46	\$37,445.46
Chignik Lagoon	70	\$25,000	\$2,872.25	\$217.04	\$ 3,089.30	\$28,089.30
Chignik Lake	120	\$25,000	\$4,923.86	\$372.08	\$ 5,295.94	\$30,295.94
Cooper Landing	357	\$25,000	\$14,648.50	\$1,106.93	\$ 15,755.42	\$40,755.42
Healy	993	\$25,000	\$40,744.98	\$3,078.93	\$ 43,823.90	\$68,823.90
Hope	143	\$25,000	\$5,867.61	\$443.39	\$ 6,311.00	\$31,311.00
Igiugig	53	\$25,000	\$2,174.71	\$164.33	\$ 2,339.04	\$27,339.04
Iliamna	82	\$25,000	\$3,364.64	\$254.25	\$ 3,618.89	\$28,618.89
Karluk	27	\$25,000	\$1,107.87	\$83.72	\$ 1,191.59	\$26,191.59
King Salmon	409	\$25,000	\$16,782.17	\$1,268.16	\$ 18,050.33	\$43,050.33
Kokhanok	168	\$25,000	\$6,893.41	\$520.91	\$ 7,414.32	\$32,414.32
Levelock	61	\$25,000	\$2,502.96	\$189.14	\$ 2,692.10	\$27,692.10
McKinley Park	145	\$25,000	\$5,949.67	\$449.59	\$ 6,399.26	\$31,399.26
Naknek	577	\$25,000	\$23,675.58	\$1,789.06	\$ 25,464.64	\$50,464.64
Nanwalek	228	\$25,000	\$9,355.34	\$706.94	\$ 10,062.29	\$35,062.29
Nelson Lagoon	63	\$25,000	\$2,585.03	\$195.34	\$ 2,780.37	\$27,780.37
Nikolaevsk	297	\$25,000	\$12,186.56	\$920.89	\$ 13,107.45	\$38,107.45
Ninilehik	784	\$25,000	\$32,169.25	\$2,430.89	\$ 34,600.14	\$59,600.14
Noatak	470	\$25,000	\$19,285.14	\$1,457.30	\$ 20,742.43	\$45,742.43

**Proposed House CRA CS for CSSB 72(FIN)**  
**Funding Level of \$49.1 Million X 7%**

<b>Unincorporated Communities</b>	<b>2006 Population</b>	<b>Base Payment</b>	<b>Initial Per Capita Payment</b>	<b>Per Capita Redistribution</b>	<b>Final Per Capita Payment</b>	<b>Total Revenue Sharing Payment</b>
Pedro Bay	55	\$25,000	\$2,256.77	\$170.53	\$ 2,427.31	\$27,427.31
Perryville	120	\$25,000	\$4,923.86	\$372.08	\$ 5,295.94	\$30,295.94
Point Lay	235	\$25,000	\$9,642.57	\$728.65	\$ 10,371.22	\$35,371.22
Port Alsworth	112	\$25,000	\$4,595.61	\$347.27	\$ 4,942.88	\$29,942.88
Port Graham	136	\$25,000	\$5,580.38	\$421.69	\$ 6,002.07	\$31,002.07
Seldovia Village	159	\$25,000	\$6,524.12	\$493.00	\$ 7,017.12	\$32,017.12
South Naknek	74	\$25,000	\$3,036.38	\$229.45	\$ 3,265.83	\$28,265.83
Talkeetna	840	\$25,000	\$34,467.05	\$2,604.53	\$ 37,071.58	\$62,071.58
Tyonek	199	\$25,000	\$8,165.41	\$617.03	\$ 8,782.43	\$33,782.43
	<b>9,266</b>	<b>\$750,000</b>	<b>\$380,204.39</b>	<b>\$23,140.00</b>	<b>\$ 379,363.33</b>	<b>\$1,129,363.33</b>
<b>Grand Totals</b>	<b>23,445</b>	<b>\$2,475,000</b>	<b>\$962,000.00</b>	<b>\$57,048.50</b>	<b>\$962,000.00</b>	<b>\$3,437,000.00</b>

Proposed House CRA CS for CSSB 72 (FIN)  
Funding Level of \$49.1 Million X 93%

H CRA  
Handout 4  
5/12/07  
% of Total Municipal

Municipalities	2006 Population	Base Payment	Per Capita Distribution	Base Payment Plus Per Capita Payment	% of State PERS Assistance	% of State PERS Times Initial Payment Total	Redistribution of PERS Adjustment	Total Revenue Sharing Payment	State PERS Assistance to get to 22%	Total State PERS Assistance and Revenue Sharing	Municipal PERS and Revenue Sharing
Anchorage	282,813	\$250,000	\$13,463,351.74	\$13,713,351.74	39.76%	-\$5,452,698.32	\$0.00	\$8,260,653.43	\$26,218,049.00	\$34,478,702.43	30.89%
Fairbanks	30,552	\$75,000	\$1,454,432.16	\$1,529,432.16	17.73%	-\$271,220.40	\$0.00	\$1,258,211.76	\$11,692,965.00	\$12,951,176.76	11.60%
Juneau	30,650	\$250,000	\$1,459,097.46	\$1,709,097.46	9.04%	-\$154,534.46	\$0.00	\$1,554,563.00	\$5,961,987.00	\$7,516,550.00	6.74%
Matanuska-Susitna Borough	62,166	\$250,000	\$2,959,420.98	\$3,209,420.98	2.30%	-\$73,677.98	\$0.00	\$3,135,743.00	\$1,513,713.00	\$4,649,456.00	4.17%
Kenai Peninsula Borough	27,814	\$250,000	\$1,324,089.29	\$1,574,089.29	3.35%	-\$52,781.42	\$0.00	\$1,521,307.87	\$2,210,977.00	\$3,732,284.87	3.34%
Fairbanks North Star Borough	55,587	\$250,000	\$2,646,226.78	\$2,896,226.78	2.34%	-\$67,699.99	\$0.00	\$2,828,526.78	\$1,541,305.00	\$4,369,831.78	3.92%
Ketchikan	7,662	\$75,000	\$364,750.56	\$439,750.56	3.80%	-\$16,710.47	\$0.00	\$423,040.10	\$2,505,617.00	\$2,928,657.10	2.62%
Sitka	8,833	\$250,000	\$420,496.18	\$670,496.18	2.91%	-\$19,529.74	\$0.00	\$650,966.44	\$1,920,581.00	\$2,571,547.44	2.30%
Kodiak	5,937	\$75,000	\$282,631.70	\$357,631.70	2.38%	-\$8,498.84	\$0.00	\$349,132.86	\$1,566,953.00	\$1,916,085.86	1.72%
Kenai	6,864	\$75,000	\$326,761.66	\$401,761.66	2.04%	-\$8,203.96	\$0.00	\$393,557.70	\$1,346,442.00	\$1,739,999.70	1.56%
Valdez	4,353	\$75,000	\$207,225.16	\$282,225.16	1.94%	-\$5,482.84	\$0.00	\$276,742.32	\$1,280,980.00	\$1,557,722.32	1.40%
Kodiak Island Borough	6,812	\$250,000	\$324,286.20	\$574,286.20	0.97%	-\$5,596.25	\$0.00	\$568,689.94	\$642,542.00	\$1,211,231.94	1.09%
Northwest Arctic Borough	263	\$250,000	\$12,520.15	\$262,520.15	0.00%	\$0.00	\$29,827.60	\$292,347.75	\$0.00	\$292,347.75	0.26%
Homer	5,454	\$75,000	\$259,638.42	\$334,638.42	1.08%	-\$3,616.32	\$0.00	\$331,022.10	\$712,563.00	\$1,043,585.10	0.94%
Palmer	5,574	\$75,000	\$265,351.04	\$340,351.04	1.06%	-\$3,599.39	\$0.00	\$336,751.64	\$697,324.00	\$1,034,075.64	0.93%
Petersburg	3,129	\$75,000	\$148,956.48	\$223,956.48	1.20%	-\$2,687.96	\$0.00	\$221,268.52	\$791,391.00	\$1,012,659.52	0.91%
Ketchikan Gateway Borough	5,090	\$250,000	\$242,310.15	\$492,310.15	0.73%	-\$3,570.49	\$0.00	\$488,739.66	\$478,213.00	\$966,952.66	0.87%
North Slope Borough	12	\$250,000	\$571.26	\$250,571.26	0.57%	-\$1,419.71	\$0.00	\$249,151.55	\$373,594.00	\$622,745.55	0.56%
Wrangell	1,911	\$75,000	\$90,973.42	\$165,973.42	1.10%	-\$1,829.36	\$0.00	\$164,144.06	\$726,763.00	\$890,907.06	0.80%
Cordova	2,211	\$75,000	\$105,254.96	\$180,254.96	1.07%	-\$1,923.25	\$0.00	\$178,331.71	\$703,528.00	\$881,859.71	0.79%
Bethel	5,812	\$75,000	\$276,681.06	\$351,681.06	0.00%	\$0.00	\$659,155.91	\$1,010,836.97	\$0.00	\$1,010,836.97	0.91%
Haines Borough	2,241	\$250,000	\$106,683.11	\$356,683.11	0.55%	-\$1,963.25	\$0.00	\$354,719.86	\$362,932.00	\$717,651.86	0.64%
Barrow	4,065	\$75,000	\$193,514.88	\$268,514.88	0.00%	\$0.00	\$461,023.54	\$729,538.42	\$0.00	\$729,538.42	0.65%
Aleutians East Borough	1	\$250,000	\$47.61	\$250,047.61	0.00%	\$0.00	\$113.41	\$250,161.02	\$0.00	\$250,161.02	0.22%
Soldotna	3,807	\$75,000	\$181,232.76	\$256,232.76	0.52%	-\$1,321.22	\$0.00	\$254,911.54	\$339,996.00	\$594,907.54	0.53%
Nome	3,540	\$75,000	\$168,522.19	\$243,522.19	0.54%	-\$1,311.35	\$0.00	\$242,210.84	\$355,069.00	\$597,279.84	0.54%
Seward	2,627	\$75,000	\$125,058.70	\$200,058.70	0.56%	-\$1,124.78	\$0.00	\$198,933.92	\$370,717.00	\$569,650.92	0.51%
Kotzebue	3,104	\$75,000	\$147,766.35	\$222,766.35	0.00%	\$0.00	\$352,033.72	\$574,800.06	\$0.00	\$574,800.06	0.52%
Wasilla	6,775	\$75,000	\$322,524.81	\$397,524.81	0.18%	-\$704.95	\$0.00	\$396,819.85	\$116,931.00	\$513,750.85	0.46%
Bristol Bay Borough	0	\$250,000	\$0.00	\$250,000.00	0.21%	-\$524.16	\$0.00	\$249,475.84	\$138,246.00	\$387,721.84	0.35%
Lake & Peninsula Borough	47	\$250,000	\$2,237.44	\$252,237.44	0.12%	-\$313.92	\$0.00	\$251,923.52	\$82,063.00	\$333,986.52	0.30%
Unalaska	3,940	\$75,000	\$187,564.24	\$262,564.24	0.20%	-\$514.78	\$0.00	\$262,049.46	\$129,276.00	\$391,325.46	0.35%
Denali Borough	174	\$250,000	\$8,283.29	\$258,283.29	0.07%	-\$182.01	\$0.00	\$258,101.29	\$46,465.00	\$304,566.29	0.27%
North Pole	1,710	\$75,000	\$81,404.79	\$156,404.79	0.32%	-\$497.87	\$0.00	\$155,906.92	\$209,893.00	\$365,799.92	0.33%

**Proposed House CRA CS for CSSB 72 (FIN)  
Funding Level of \$49.1 Million X 93%**

Municipalities	2006 Population	Base Payment	Per Capita Distribution	Base Payment Plus Per Capita Payment	% of State			Total Revenue Sharing Payment	State PERS Assistance to get to 22%	Total State PERS Assistance and Revenue Sharing	% of Total Municipal PERS and Revenue Sharing
					% of State PERS Assistance	PERS Assistance Times Initial Payment Total	Redistribution of PERS Adjustment				
Dillingham	2,397	\$75,000	\$114,109.51	\$189,109.51	0.22%	-\$414.58	\$0.00	\$188,694.93	\$144,554.00	\$333,248.93	0.30%
Craig	1,105	\$75,000	\$52,603.68	\$127,603.68	0.29%	-\$373.00	\$0.00	\$127,230.67	\$192,745.00	\$319,975.67	0.29%
Yakutat	634	\$250,000	\$30,181.66	\$280,181.66	0.04%	-\$101.82	\$0.00	\$280,079.84	\$23,961.00	\$304,040.84	0.27%
Houston	1,537	\$75,000	\$73,169.10	\$148,169.10	0.00%	\$0.00	\$174,315.66	\$322,484.76	\$0.00	\$322,484.76	0.29%
Metlakatla	1,404	\$75,000	\$66,837.61	\$141,837.61	0.00%	\$0.00	\$159,231.75	\$301,069.36	\$0.00	\$301,069.36	0.27%
Hooper Bay	1,157	\$75,000	\$55,079.14	\$130,079.14	0.00%	\$0.00	\$131,218.75	\$261,297.90	\$0.00	\$261,297.90	0.23%
Delta Junction	1,039	\$75,000	\$49,461.74	\$124,461.74	0.00%	\$0.00	\$117,836.03	\$242,297.77	\$0.00	\$242,297.77	0.22%
Saxman	422	\$75,000	\$20,089.37	\$95,089.37	0.16%	-\$152.34	\$0.00	\$94,937.02	\$105,640.00	\$200,577.02	0.18%
Chevak	908	\$75,000	\$43,225.46	\$118,225.46	0.00%	\$0.00	\$102,978.94	\$221,204.40	\$0.00	\$221,204.40	0.20%
Sand Point	890	\$75,000	\$42,368.57	\$117,368.57	0.11%	-\$131.42	\$0.00	\$117,237.15	\$73,834.00	\$191,071.15	0.17%
Selawik	841	\$75,000	\$40,035.92	\$115,035.92	0.00%	\$0.00	\$95,380.27	\$210,416.19	\$0.00	\$210,416.19	0.19%
Saint Paul	460	\$75,000	\$21,898.36	\$96,898.36	0.12%	-\$119.61	\$0.00	\$96,778.75	\$81,395.00	\$178,173.75	0.16%
Mountain Village	796	\$75,000	\$37,893.69	\$112,893.69	0.00%	\$0.00	\$90,276.69	\$203,170.38	\$0.00	\$203,170.38	0.18%
Klawock	776	\$75,000	\$36,941.59	\$111,941.59	0.00%	\$0.00	\$88,008.43	\$199,950.02	\$0.00	\$199,950.02	0.18%
Togiak	783	\$75,000	\$37,274.82	\$112,274.82	0.00%	\$0.00	\$88,802.32	\$201,077.14	\$0.00	\$201,077.14	0.18%
Akutan	741	\$75,000	\$35,275.41	\$110,275.41	0.00%	\$0.00	\$84,038.98	\$194,314.38	\$0.00	\$194,314.38	0.17%
Skagway	854	\$75,000	\$40,654.79	\$115,654.79	0.09%	-\$109.14	\$0.00	\$115,545.65	\$62,221.00	\$177,766.65	0.16%
Emmonak	796	\$75,000	\$37,893.69	\$112,893.69	0.00%	\$0.00	\$90,276.69	\$203,170.38	\$0.00	\$203,170.38	0.18%
Kwethluk	721	\$75,000	\$34,323.30	\$109,323.30	0.00%	\$0.00	\$81,770.72	\$191,094.02	\$0.00	\$191,094.02	0.17%
Point Hope	737	\$75,000	\$35,084.99	\$110,084.99	0.00%	\$0.00	\$83,585.33	\$193,670.31	\$0.00	\$193,670.31	0.17%
Savoonga	712	\$75,000	\$33,894.86	\$108,894.86	0.00%	\$0.00	\$80,750.00	\$189,644.86	\$0.00	\$189,644.86	0.17%
Alakanuk	663	\$75,000	\$31,562.21	\$106,562.21	0.00%	\$0.00	\$75,192.77	\$181,754.97	\$0.00	\$181,754.97	0.16%
Gambell	643	\$75,000	\$30,610.10	\$105,610.10	0.00%	\$0.00	\$72,924.51	\$178,534.61	\$0.00	\$178,534.61	0.16%
Galena	636	\$75,000	\$30,276.87	\$105,276.87	0.00%	\$0.00	\$72,130.62	\$177,407.49	\$0.00	\$177,407.49	0.16%
Quinhagak	648	\$75,000	\$30,848.13	\$105,848.13	0.00%	\$0.00	\$73,491.57	\$179,339.70	\$0.00	\$179,339.70	0.16%
Noorvik	636	\$75,000	\$30,276.87	\$105,276.87	0.00%	\$0.00	\$72,130.62	\$177,407.49	\$0.00	\$177,407.49	0.16%
Kotlik	611	\$75,000	\$29,086.74	\$104,086.74	0.00%	\$0.00	\$69,295.30	\$173,382.04	\$0.00	\$173,382.04	0.16%
Kake	536	\$75,000	\$25,516.35	\$100,516.35	0.00%	\$0.00	\$60,789.33	\$161,305.68	\$0.00	\$161,305.68	0.14%
Stebbins	612	\$75,000	\$29,134.34	\$104,134.34	0.00%	\$0.00	\$69,408.71	\$173,543.05	\$0.00	\$173,543.05	0.16%
Hoonah	829	\$75,000	\$39,464.66	\$114,464.66	0.06%	-\$65.32	\$0.00	\$114,399.34	\$37,629.00	\$152,028.34	0.14%
Shishmaref	615	\$75,000	\$29,277.16	\$104,277.16	0.00%	\$0.00	\$69,748.95	\$174,026.11	\$0.00	\$174,026.11	0.16%
King Cove	807	\$75,000	\$38,417.35	\$113,417.35	0.06%	-\$72.67	\$0.00	\$113,344.68	\$42,246.00	\$155,590.68	0.14%
Fort Yukon	596	\$75,000	\$28,372.66	\$103,372.66	0.00%	\$0.00	\$67,594.10	\$170,966.76	\$0.00	\$170,966.76	0.15%
Saint Mary's	551	\$75,000	\$26,230.43	\$101,230.43	0.00%	\$0.00	\$62,490.52	\$163,720.95	\$0.00	\$163,720.95	0.15%

Proposed House CRA CS for CSSB 72 (FIN)  
Funding Level of \$49.1 Million X 93%

Municipalities	2006 Population	Base Payment	Per Capita Distribution	Base Payment Plus Per Capita Payment	% of State			Total Revenue Sharing Payment	State PERS Assistance to get to 22%	Total State PERS Assistance and Revenue Sharing	% of Total Municipal PERS and Revenue Sharing
					% of State PERS Assistance	PERS Assistance Times Initial Payment Total	Redistribution of PERS Adjustment				
Pilot Station	574	\$75,000	\$27,325.35	\$102,325.35	0.00%	\$0.00	\$65,099.02	\$167,424.37	\$0.00	\$167,424.37	0.15%
Aniak	512	\$75,000	\$24,373.83	\$99,373.83	0.00%	\$0.00	\$58,067.42	\$157,441.25	\$0.00	\$157,441.25	0.14%
Wainwright	517	\$75,000	\$24,611.86	\$99,611.86	0.00%	\$0.00	\$58,634.48	\$158,246.34	\$0.00	\$158,246.34	0.14%
Nunapitchuk	547	\$75,000	\$26,040.01	\$101,040.01	0.00%	\$0.00	\$62,036.87	\$163,076.88	\$0.00	\$163,076.88	0.15%
Nenana	359	\$75,000	\$17,090.24	\$92,090.24	0.06%	-\$57.91	\$0.00	\$92,032.33	\$41,467.00	\$133,499.33	0.12%
Scammon Bay	520	\$75,000	\$24,754.67	\$99,754.67	0.00%	\$0.00	\$58,974.72	\$158,729.39	\$0.00	\$158,729.39	0.14%
Angoon	482	\$75,000	\$22,945.68	\$97,945.68	0.00%	\$0.00	\$54,665.03	\$152,610.71	\$0.00	\$152,610.71	0.14%
New Stuyahok	472	\$75,000	\$22,469.62	\$97,469.62	0.00%	\$0.00	\$53,530.90	\$151,000.53	\$0.00	\$151,000.53	0.14%
Gustavus	441	\$75,000	\$20,993.87	\$95,993.87	0.00%	\$0.00	\$50,015.10	\$146,008.97	\$0.00	\$146,008.97	0.13%
Chefornak	460	\$75,000	\$21,898.36	\$96,898.36	0.00%	\$0.00	\$52,169.95	\$149,068.31	\$0.00	\$149,068.31	0.13%
Manokotak	423	\$75,000	\$20,136.97	\$95,136.97	0.00%	\$0.00	\$47,973.67	\$143,110.64	\$0.00	\$143,110.64	0.13%
Buckland	457	\$75,000	\$21,755.55	\$96,755.55	0.00%	\$0.00	\$51,829.71	\$148,585.25	\$0.00	\$148,585.25	0.13%
Napaskiak	464	\$75,000	\$22,088.78	\$97,088.78	0.00%	\$0.00	\$52,623.60	\$149,712.38	\$0.00	\$149,712.38	0.13%
Saint Michael	446	\$75,000	\$21,231.89	\$96,231.89	0.00%	\$0.00	\$50,582.16	\$146,814.06	\$0.00	\$146,814.06	0.13%
Nuiqsut	417	\$75,000	\$19,851.34	\$94,851.34	0.00%	\$0.00	\$47,293.19	\$142,144.53	\$0.00	\$142,144.53	0.13%
Kivalina	391	\$75,000	\$18,613.61	\$93,613.61	0.00%	\$0.00	\$44,344.45	\$137,958.06	\$0.00	\$137,958.06	0.12%
Kiana	401	\$75,000	\$19,089.66	\$94,089.66	0.00%	\$0.00	\$45,478.58	\$139,568.24	\$0.00	\$139,568.24	0.13%
Akiak	367	\$75,000	\$17,471.09	\$92,471.09	0.00%	\$0.00	\$41,622.54	\$134,093.63	\$0.00	\$134,093.63	0.12%
Napakiak	370	\$75,000	\$17,613.90	\$92,613.90	0.00%	\$0.00	\$41,962.78	\$134,576.68	\$0.00	\$134,576.68	0.12%
Marshall	387	\$75,000	\$18,423.19	\$93,423.19	0.00%	\$0.00	\$43,890.80	\$137,313.99	\$0.00	\$137,313.99	0.12%
Hydaburg	352	\$75,000	\$16,757.01	\$91,757.01	0.00%	\$0.00	\$39,921.35	\$131,678.36	\$0.00	\$131,678.36	0.12%
Unalakleet	727	\$75,000	\$34,608.93	\$109,608.93	0.02%	-\$27.03	\$0.00	\$109,581.91	\$16,259.00	\$125,840.91	0.11%
Koyuk	368	\$75,000	\$17,518.69	\$92,518.69	0.00%	\$0.00	\$41,735.96	\$134,254.65	\$0.00	\$134,254.65	0.12%
McGrath	321	\$75,000	\$15,281.25	\$90,281.25	0.00%	\$0.00	\$36,405.55	\$126,686.80	\$0.00	\$126,686.80	0.11%
Russian Mission	329	\$75,000	\$15,662.09	\$90,662.09	0.00%	\$0.00	\$37,312.85	\$127,974.94	\$0.00	\$127,974.94	0.11%
Brevig Mission	324	\$75,000	\$15,424.06	\$90,424.06	0.00%	\$0.00	\$36,745.79	\$127,169.85	\$0.00	\$127,169.85	0.11%
Nulato	290	\$75,000	\$13,805.49	\$88,805.49	0.00%	\$0.00	\$32,889.75	\$121,695.24	\$0.00	\$121,695.24	0.11%
Anaktuvuk Pass	299	\$75,000	\$14,233.94	\$89,233.94	0.00%	\$0.00	\$33,910.46	\$123,144.40	\$0.00	\$123,144.40	0.11%
Elim	294	\$75,000	\$13,995.91	\$88,995.91	0.00%	\$0.00	\$33,343.40	\$122,339.31	\$0.00	\$122,339.31	0.11%
Eek	287	\$75,000	\$13,662.67	\$88,662.67	0.00%	\$0.00	\$32,549.51	\$121,212.18	\$0.00	\$121,212.18	0.11%
Kachemak	458	\$75,000	\$21,803.15	\$96,803.15	0.03%	-\$24.98	\$0.00	\$96,778.17	\$17,018.00	\$113,796.17	0.10%
Seldovia	287	\$75,000	\$13,662.67	\$88,662.67	0.00%	\$0.00	\$32,549.51	\$121,212.18	\$0.00	\$121,212.18	0.11%
Ambler	277	\$75,000	\$13,186.62	\$88,186.62	0.00%	\$0.00	\$31,415.38	\$119,602.00	\$0.00	\$119,602.00	0.11%
Tanana	261	\$75,000	\$12,424.94	\$87,424.94	0.00%	\$0.00	\$29,600.77	\$117,025.71	\$0.00	\$117,025.71	0.10%

**Proposed House CRA CS for CSSB 72 (FIN)**  
**Funding Level of \$49.1 Million X 93%**

Municipalities	2006 Population	Base Payment	Per Capita Distribution	Base Payment Plus Per Capita Payment	% of State PERS Assistance	% of State		Total Revenue Sharing Payment	State PERS Assistance to get to 22%	Total State PERS Assistance and Revenue Sharing	% of Total Municipal PERS and Revenue Sharing
						PERS Assistance Times Initial Payment Total	Redistribution of PERS Adjustment				
Anderson	536	\$75,000	\$25,516.35	\$100,516.35	0.00%	\$0.00	\$60,789.33	\$161,305.68	\$0.00	\$161,305.68	0.14%
Kaktovik	288	\$75,000	\$13,710.28	\$88,710.28	0.00%	\$0.00	\$32,662.92	\$121,373.20	\$0.00	\$121,373.20	0.11%
Upper Kalskag	271	\$75,000	\$12,900.99	\$87,900.99	0.00%	\$0.00	\$30,734.90	\$118,635.89	\$0.00	\$118,635.89	0.11%
Iliuslia	259	\$75,000	\$12,329.73	\$87,329.73	0.03%	-\$29.44	\$0.00	\$87,300.29	\$22,230.00	\$109,530.29	0.10%
Teller	258	\$75,000	\$12,282.13	\$87,282.13	0.00%	\$0.00	\$29,260.53	\$116,542.66	\$0.00	\$116,542.66	0.10%
Shungnak	260	\$75,000	\$12,377.34	\$87,377.34	0.00%	\$0.00	\$29,487.36	\$116,864.70	\$0.00	\$116,864.70	0.10%
Lower Kalskag	269	\$75,000	\$12,805.78	\$87,805.78	0.00%	\$0.00	\$30,508.08	\$118,313.86	\$0.00	\$118,313.86	0.11%
Aleknagik	241	\$75,000	\$11,472.84	\$86,472.84	0.00%	\$0.00	\$27,332.51	\$113,805.35	\$0.00	\$113,805.35	0.10%
Goodnews Bay	242	\$75,000	\$11,520.44	\$86,520.44	0.00%	\$0.00	\$27,445.93	\$113,966.37	\$0.00	\$113,966.37	0.10%
Nightmute	237	\$75,000	\$11,282.42	\$86,282.42	0.00%	\$0.00	\$26,878.86	\$113,161.28	\$0.00	\$113,161.28	0.10%
Atkasuk	237	\$75,000	\$11,282.42	\$86,282.42	0.00%	\$0.00	\$26,878.86	\$113,161.28	\$0.00	\$113,161.28	0.10%
Kaltag	199	\$75,000	\$9,473.42	\$84,473.42	0.00%	\$0.00	\$22,569.17	\$107,042.59	\$0.00	\$107,042.59	0.10%
Shaktoolik	214	\$75,000	\$10,187.50	\$85,187.50	0.00%	\$0.00	\$24,270.37	\$109,457.87	\$0.00	\$109,457.87	0.10%
White Mountain	224	\$75,000	\$10,663.55	\$85,663.55	0.00%	\$0.00	\$25,404.49	\$111,068.05	\$0.00	\$111,068.05	0.10%
Port Lions	211	\$75,000	\$10,044.68	\$85,044.68	0.00%	\$0.00	\$23,930.13	\$108,974.81	\$0.00	\$108,974.81	0.10%
Holy Cross	204	\$75,000	\$9,711.45	\$84,711.45	0.00%	\$0.00	\$23,136.24	\$107,847.68	\$0.00	\$107,847.68	0.10%
Toksook Bay	598	\$75,000	\$28,467.87	\$103,467.87	0.00%	\$0.00	\$67,820.93	\$171,288.80	\$0.00	\$171,288.80	0.15%
Nunam Iqua	201	\$75,000	\$9,568.63	\$84,568.63	0.00%	\$0.00	\$22,796.00	\$107,364.63	\$0.00	\$107,364.63	0.10%
Nondalton	196	\$75,000	\$9,330.61	\$84,330.61	0.00%	\$0.00	\$22,228.93	\$106,559.54	\$0.00	\$106,559.54	0.10%
Old Harbor	192	\$75,000	\$9,140.19	\$84,140.19	0.00%	\$0.00	\$21,775.28	\$105,915.47	\$0.00	\$105,915.47	0.09%
Pelican	106	\$75,000	\$5,046.14	\$80,046.14	0.03%	-\$24.14	\$0.00	\$80,022.01	\$19,884.00	\$99,906.01	0.09%
Mckoryuk	217	\$75,000	\$10,330.31	\$85,330.31	0.00%	\$0.00	\$24,610.60	\$109,940.92	\$0.00	\$109,940.92	0.10%
Ouzinkie	193	\$75,000	\$9,187.79	\$84,187.79	0.00%	\$0.00	\$21,888.69	\$106,076.49	\$0.00	\$106,076.49	0.10%
Thorne Bay	482	\$75,000	\$22,945.68	\$97,945.68	0.00%	-\$4.56	\$0.00	\$97,941.11	\$3,072.00	\$101,013.11	0.09%
Whittier	189	\$75,000	\$8,997.37	\$83,997.37	0.00%	\$0.00	\$21,435.04	\$105,432.41	\$0.00	\$105,432.41	0.09%
Ruby	183	\$75,000	\$8,711.74	\$83,711.74	0.00%	\$0.00	\$20,754.57	\$104,466.31	\$0.00	\$104,466.31	0.09%
Newhalen	167	\$75,000	\$7,950.06	\$82,950.06	0.00%	\$0.00	\$18,939.96	\$101,890.02	\$0.00	\$101,890.02	0.09%
Grayling	174	\$75,000	\$8,283.29	\$83,283.29	0.00%	\$0.00	\$19,733.85	\$103,017.14	\$0.00	\$103,017.14	0.09%
Adak	146	\$75,000	\$6,950.35	\$81,950.35	0.00%	\$0.00	\$16,558.29	\$98,508.64	\$0.00	\$98,508.64	0.09%
Coffman Cove	162	\$75,000	\$7,712.03	\$82,712.03	0.00%	\$0.00	\$18,372.89	\$101,084.93	\$0.00	\$101,084.93	0.09%
Wales	139	\$75,000	\$6,617.11	\$81,617.11	0.00%	\$0.00	\$15,764.40	\$97,381.51	\$0.00	\$97,381.51	0.09%
Golovin	154	\$75,000	\$7,331.19	\$82,331.19	0.00%	\$0.00	\$17,465.59	\$99,796.78	\$0.00	\$99,796.78	0.09%
Deering	138	\$75,000	\$6,569.51	\$81,569.51	0.00%	\$0.00	\$15,650.98	\$97,220.49	\$0.00	\$97,220.49	0.09%
Eagle	110	\$75,000	\$5,236.57	\$80,236.57	0.00%	\$0.00	\$12,475.42	\$92,711.99	\$0.00	\$92,711.99	0.08%

Proposed House CRA CS for CSSB 72 (FIN)

Funding Level of \$49.1 Million X 93%

Municipalities	2006 Population	Base Payment	Per Capita Distribution	Base Payment Plus Per Capita Payment	% of State			Total Revenue Sharing Payment	State PERS Assistance to get to 22%	Total State PERS Assistance and Revenue Sharing	% of Total Municipal PERS and Revenue Sharing
					% of State PERS Assistance	PERS Assistance Times Initial Payment Total	Redistribution of PERS Adjustment				
Diomedes	110	\$75,000	\$5,236.57	\$80,236.57	0.00%	\$0.00	\$12,475.42	\$92,711.99	\$0.00	\$92,711.99	0.08%
Kobuk	135	\$75,000	\$6,426.69	\$81,426.69	0.00%	\$0.00	\$15,310.74	\$96,737.44	\$0.00	\$96,737.44	0.09%
Shageluk	124	\$75,000	\$5,903.04	\$80,903.04	0.00%	\$0.00	\$14,063.20	\$94,966.24	\$0.00	\$94,966.24	0.09%
Saint George	120	\$75,000	\$5,712.62	\$80,712.62	0.00%	\$0.00	\$13,609.55	\$94,322.17	\$0.00	\$94,322.17	0.08%
Atka	73	\$75,000	\$3,475.18	\$78,475.18	0.02%	-\$14.23	\$0.00	\$78,460.95	\$11,955.00	\$90,415.95	0.08%
Ekwok	111	\$75,000	\$5,284.17	\$80,284.17	0.00%	\$0.00	\$12,588.83	\$92,873.00	\$0.00	\$92,873.00	0.08%
Nikolai	98	\$75,000	\$4,665.30	\$79,665.30	0.00%	\$0.00	\$11,114.47	\$90,779.77	\$0.00	\$90,779.77	0.08%
Anvik	88	\$75,000	\$4,189.25	\$79,189.25	0.00%	\$0.00	\$9,980.34	\$89,169.59	\$0.00	\$89,169.59	0.08%
Tenakee Springs	109	\$75,000	\$5,188.96	\$80,188.96	0.00%	\$0.00	\$12,362.01	\$92,550.97	\$0.00	\$92,550.97	0.08%
Koyukuk	88	\$75,000	\$4,189.25	\$79,189.25	0.00%	\$0.00	\$9,980.34	\$89,169.59	\$0.00	\$89,169.59	0.08%
Larsen Bay	90	\$75,000	\$4,284.46	\$79,284.46	0.00%	\$0.00	\$10,207.16	\$89,491.63	\$0.00	\$89,491.63	0.08%
Chignik	85	\$75,000	\$4,046.44	\$79,046.44	0.00%	\$0.00	\$9,640.10	\$88,686.54	\$0.00	\$88,686.54	0.08%
Chuathbaluk	99	\$75,000	\$4,712.91	\$79,712.91	0.00%	\$0.00	\$11,227.88	\$90,940.79	\$0.00	\$90,940.79	0.08%
Cold Bay	87	\$75,000	\$4,141.65	\$79,141.65	0.00%	\$0.00	\$9,866.92	\$89,008.57	\$0.00	\$89,008.57	0.08%
Port Heiden	79	\$75,000	\$3,760.81	\$78,760.81	0.00%	\$0.00	\$8,959.62	\$87,720.43	\$0.00	\$87,720.43	0.08%
Allakaket	94	\$75,000	\$4,474.88	\$79,474.88	0.00%	\$0.00	\$10,660.81	\$90,135.70	\$0.00	\$90,135.70	0.08%
Port Alexander	64	\$75,000	\$3,046.73	\$78,046.73	0.00%	\$0.00	\$7,258.43	\$85,305.16	\$0.00	\$85,305.16	0.08%
Pilot Point	66	\$75,000	\$3,141.94	\$78,141.94	0.00%	\$0.00	\$7,485.25	\$85,627.19	\$0.00	\$85,627.19	0.08%
Hughes	68	\$75,000	\$3,237.15	\$78,237.15	0.00%	\$0.00	\$7,712.08	\$85,949.23	\$0.00	\$85,949.23	0.08%
Clark's Point	69	\$75,000	\$3,284.75	\$78,284.75	0.00%	\$0.00	\$7,825.49	\$86,110.25	\$0.00	\$86,110.25	0.08%
False Pass	54	\$75,000	\$2,570.68	\$77,570.68	0.00%	\$0.00	\$6,124.30	\$83,694.98	\$0.00	\$83,694.98	0.07%
Egegik	76	\$75,000	\$3,617.99	\$78,617.99	0.01%	-\$5.15	\$0.00	\$78,612.84	\$4,321.00	\$82,933.84	0.07%
Kasaan	59	\$75,000	\$2,808.70	\$77,808.70	0.00%	\$0.00	\$6,691.36	\$84,500.07	\$0.00	\$84,500.07	0.08%
Akhiok	44	\$75,000	\$2,094.63	\$77,094.63	0.00%	\$0.00	\$4,990.17	\$82,084.79	\$0.00	\$82,084.79	0.07%
Platinum	38	\$75,000	\$1,809.00	\$76,809.00	0.00%	\$0.00	\$4,309.69	\$81,118.69	\$0.00	\$81,118.69	0.07%
Kupreanof	32	\$75,000	\$1,523.36	\$76,523.36	0.00%	\$0.00	\$3,629.21	\$80,152.58	\$0.00	\$80,152.58	0.07%
Bettles	25	\$75,000	\$1,190.13	\$76,190.13	0.00%	\$0.00	\$2,835.32	\$79,025.45	\$0.00	\$79,025.45	0.07%
<b>Municipal Totals</b>	<b>643,586</b>	<b>\$15,025,000</b>	<b>\$30,638,900.00</b>	<b>\$45,663,000.00</b>	<b>100.00%</b>	<b>-\$6,165,466.79</b>	<b>\$6,165,466.79</b>	<b>\$45,663,000.00</b>	<b>\$65,937,506.00</b>	<b>\$111,600,506.00</b>	<b>100.00%</b>