

**SB**

**1555**

SFIN

FILE

**SENATE FINANCE COMMITTEE REPORT**  
**First Committee of Referral**

REPORTED OUT  
 APR 08 2005  
 SENATE FINANCE  
 COMMITTEE

DATE: 3/29/05

FURTHER:

Date of 5-Day Notice: \_\_\_\_\_  
 (in accordance with Uniform Rule 23)

DATE TURNED IN TO OFFICE: 8 April 2005

Finance Committee considered

SENATE BILL NO. 155

SB 155 APPROP: SCHOOLS/UNIV/VIROLOGY LAB/MUSEUM

"An Act making appropriations from the earnings reserve account for construction of an integrated science complex at the University of Alaska in Anchorage, for replacement of the virology laboratory in Fairbanks, for expansion of the Anchorage Museum of History and Art, for the major maintenance grant fund, and for other capital projects related to education; and providing for an effective date."

and recommends:

- be replaced with \_\_\_\_\_ CS SB 155 (FIN)
- adopt previous \_\_\_\_\_ CS CS forthcoming (\_\_\_\_\_)
- attached amendment(s)
- adopt Letter of Intent by \_\_\_\_\_ Committee
- further referral to \_\_\_\_\_ Committee

**CS Senate Bill:**  
 Same Title  
 New Title

**SCS House Bill:**  
 Same Title  
 Technical Title Change  
 New Title w/ SCR # \_\_\_\_\_

**NEW FISCAL NOTE(S):**

| Department | Date | Fiscal | Ind. | Zero | FN# |
|------------|------|--------|------|------|-----|
|            |      |        |      |      |     |
|            |      |        |      |      |     |
|            |      |        |      |      |     |
|            |      |        |      |      |     |
|            |      |        |      |      |     |
|            |      |        |      |      |     |

**PREVIOUS FISCAL NOTE(S):**

| Department | Date | Fiscal | Ind. | Zero | FN# |
|------------|------|--------|------|------|-----|
|            |      |        |      |      |     |
|            |      |        |      |      |     |
|            |      |        |      |      |     |
|            |      |        |      |      |     |
|            |      |        |      |      |     |
|            |      |        |      |      |     |

APPROPRIATION - no fiscal note

| SIGNATURES AND RECOMMENDATIONS: | DO PASS | DO NOT PASS | NO REC | AMEND |
|---------------------------------|---------|-------------|--------|-------|
| <i>A. Beyer</i>                 | ✓       |             |        |       |
| <i>[Signature]</i>              | ✓       |             |        |       |
| <i>[Signature]</i>              | ✓       |             |        |       |
| <i>[Signature]</i>              | ✓       |             |        |       |
| COCHAIR: <i>Gary Kelleher</i>   | ✓       |             |        |       |
| COCHAIR: <i>[Signature]</i>     | ✓       |             |        |       |



THE  
FOLLOWING  
DOCUMENT(S)  
ARE  
POOR  
ORIGINAL  
COPIES

**Sec. 14.11.011. Grant applications.** (a) [See delayed amendment note.] A municipality that is a school district or a regional educational attendance area may submit a request to the department for a grant under this chapter.

(b) For a municipality that is a school district or a regional educational attendance area to be eligible for a grant under this chapter, the district shall submit

(1) a six-year capital improvement plan that includes a description of the district's fixed asset inventory system and preventive maintenance program no later than September 1 of the fiscal year before the fiscal year for which the request is made; the six-year plan must contain for each proposed project a detailed scope of work, a project budget, and documentation of conditions justifying the project;

(2) evidence that the district has secured and will maintain adequate property loss insurance for the replacement cost of all facilities for which state funds are available under AS 14.11.005 or 14.11.007 or has a program of insurance acceptable to the department;

(3) evidence acceptable to the department that the proposed project should be a capital improvement project and not part of a preventive maintenance program or regular custodial care program; and

(4) evidence acceptable to the department that the district

(A) has a preventive maintenance plan that

(i) includes a computerized maintenance management program, cardex system, or other formal systematic means of tracking the timing and costs associated with planned and completed maintenance activities, including scheduled preventive maintenance;

(ii) addresses energy management for buildings owned or operated by the district;

(iii) includes a regular custodial care program for buildings owned or operated by the district;

(iv) includes preventive maintenance training for facility managers and maintenance employees;

(v) includes renewal and replacement schedules for electrical, mechanical, structural, and other components of facilities owned or operated by the district; and

(B) is adequately adhering to the preventive maintenance plan. (§ 6 ch 5 SLA 1990; am § 5 ch 78 SLA 1993; am § 1 ch 98 SLA 1998; am §§ 4, 5 ch 3 SSSLA 2002)

SENATE FINANCE COMMITTEE  
 / / 2005 COMMITTEE ACTION

|                            |                  |             |   |
|----------------------------|------------------|-------------|---|
| Bill Number                | SB 155           |             |   |
| Amendment                  | #1               |             |   |
| Motion                     | adopt as amended |             |   |
| <u>Motion by</u>           | Wilken           |             |   |
| <u>Objection by</u>        | none             |             |   |
| <u>Removed</u>             |                  |             |   |
| <u>Second Objection by</u> |                  |             |   |
| <u>Committee Member</u>    | Y                | <u>Vote</u> | N |
| Senator Olson              |                  |             |   |
| Senator Stedman            |                  |             |   |
| Senator Bunde              |                  |             |   |
| Senator Dyson              |                  |             |   |
| Senator Hoffman            |                  |             |   |
| Co-Chair Wilken            |                  |             |   |
| Co-Chair Green             |                  |             |   |
| <u>Tally</u>               |                  |             |   |
| Yea                        |                  |             |   |
| Nay                        |                  |             |   |
| Absent                     |                  |             |   |
| <u>MOTION</u>              | Pass             |             |   |

Amended w/out obj

adopted

SENATE FINANCE  
COMMITTEE

Amendment Number: # 2

Bill Number: SB 155

Sponsor: Olson Date: 4/8/05

Logged In By: Mindy

ORIGINAL

AMENDMENT

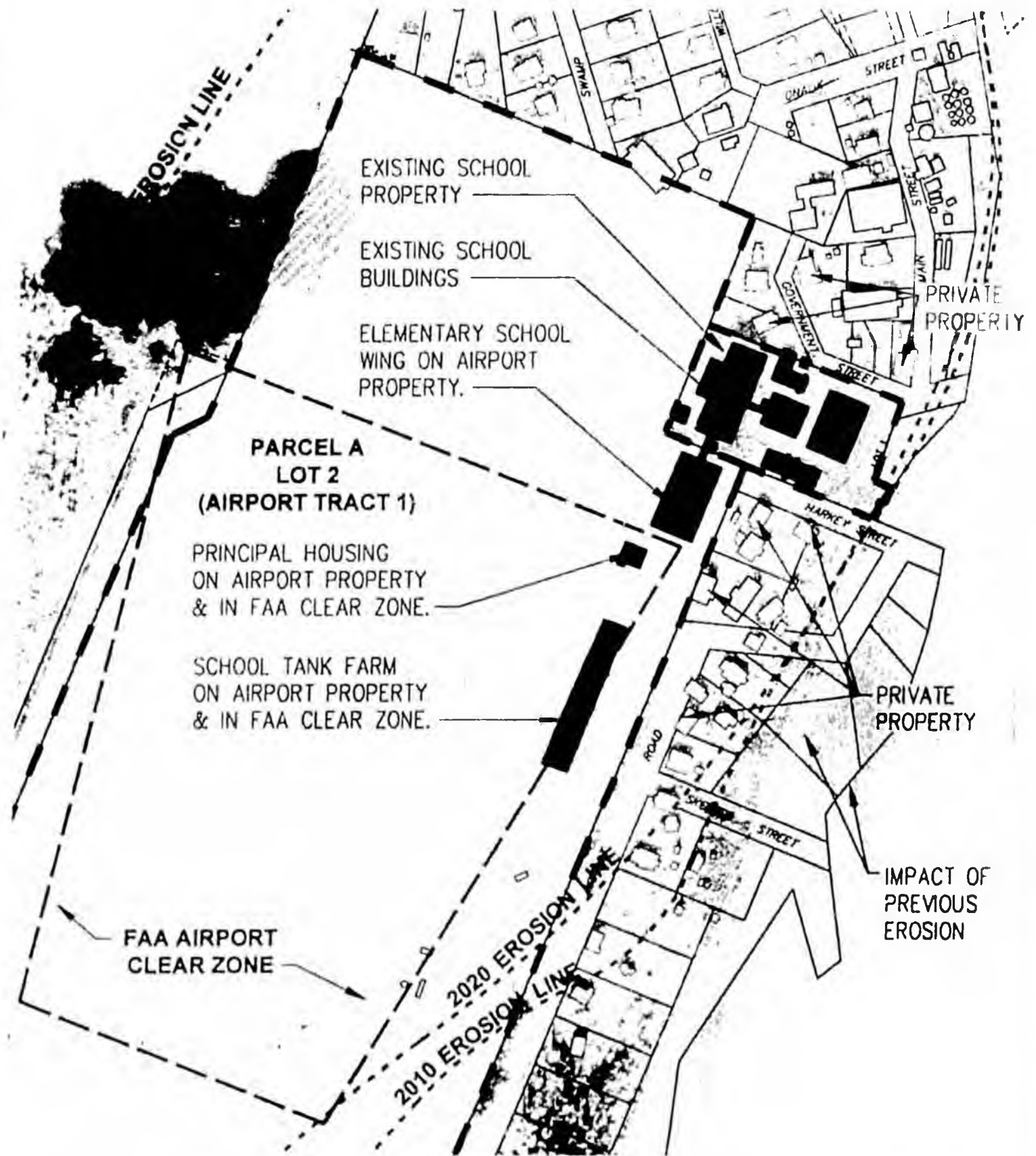
IN THE SENATE

BY SENATOR OLSON

TO: SB 141 (version S)

Page 2, line 7. Insert the following:

"(16) Noatak School Relocation Northwest Arctic Borough 6,200,000"



1"=200'

EXISTING SITE BOUNDARY, EXPANSION, AND RIVER EROSION CONSTRAINTS

# NAPAAQTUGMIUT SCHOOL NOATAK, ALASKA

NORTHWEST ARCTIC BOROUGH SCHOOL DISTRICT

SENATE FINANCE COMMITTEE  
4/8/2005 COMMITTEE ACTION

|                            |         |             |   |
|----------------------------|---------|-------------|---|
| Bill Number                | SB 155  |             |   |
| Amendment                  | # 2     |             |   |
| Motion                     | adopt   |             |   |
| <u>Motion by</u>           | S Olson |             |   |
| <u>Objection by</u>        | Bunde   |             |   |
| <u>Removed</u>             | ✓       |             |   |
| <u>Second Objection by</u> |         |             |   |
| <u>Committee Member</u>    | Y       | <u>Vote</u> | N |
| Senator Hoffman            |         |             |   |
| Senator Olson              |         |             |   |
| Senator Stedman            |         |             |   |
| Senator Bunde              |         |             |   |
| Senator Dyson              |         |             |   |
| Co-Chair Wilken            |         |             |   |
| Co-Chair Green             |         |             |   |
| <u>Tally</u>               |         |             |   |
| Yea                        |         |             |   |
| Nay                        |         |             |   |
| Absent                     |         |             |   |
| <b>MOTION</b>              | Pass    |             |   |


Failed

1 school construction grant fund (AS 14.11.005) for payment as grants under AS 14.11.005 by  
2 the Department of Education and Early Development to the following municipalities and  
3 regional educational attendance areas for the following projects:

| 4  | PROJECT                               |                                  | AMOUNT                |
|----|---------------------------------------|----------------------------------|-----------------------|
| 5  | (1) Central kitchen                   | Fairbanks North                  | \$ 6,000,000          |
| 6  | replacement                           | Star Borough                     |                       |
| 7  | (2) Barnette Elementary               | Fairbanks North                  | 11,500,000            |
| 8  | School complete                       | Star Borough                     |                       |
| 9  | renovation phase II                   |                                  |                       |
| 10 | (3) Ryan Middle School                | Fairbanks North                  | 2,500,000             |
| 11 | renovation phase I                    | Star Borough                     |                       |
| 12 | (4) Homer Middle School               | Kenai Peninsula Borough          | 750,000               |
| 13 | kitchen construction                  |                                  |                       |
| 14 | (5) Ketchikan High School             | Ketchikan Gateway Borough        | 297,000               |
| 15 | humanities roof repair                |                                  |                       |
| 16 | (6) Kodiak College                    | Kodiak Island Borough            | 10,000,000            |
| 17 | vocational technology                 |                                  |                       |
| 18 | addition phase I                      |                                  |                       |
| 19 | (7) Kodiak High School                | Kodiak Island Borough            | 1,237,200             |
| 20 | parking lot repaving                  |                                  |                       |
| 21 | (8) Port Alsworth library             | Lake and Peninsula Borough       | 402,290               |
| 22 | classroom renovation                  |                                  |                       |
| 23 | relocation                            |                                  |                       |
| 24 | (9) Seward Elementary                 | Kenai Peninsula Borough          | 170,000               |
| 25 | replace gym floor and                 |                                  |                       |
| 26 | carpet                                |                                  |                       |
| 27 | <del>(10) Glennallen Elementary</del> | <del>REAA 17, Copper River</del> | <del>10,858,662</del> |
| 28 | <del>School improvement</del>         | <del>School District</del>       |                       |
| 29 | (11) Settlers Bay Elementary          | Matanuska-Susitna                | 12,500,000            |
| 30 | School                                | Borough                          |                       |
| 31 | (12) Colony High School               | Matanuska-Susitna                | 172,502               |

delete

cont.



1  
2  
3  
4  
5  
6  
7  
8  
9  
10  
11  
12  
13  
14  
15  
16  
17  
18  
19  
20  
21  
22  
23  
24  
25  
26  
27  
28  
29  
30  
31

|   |                                   |                      |
|---|-----------------------------------|----------------------|
| running track                           | Borough                           |                      |
| (13) South Palmer Elementary School     | Matanuska-Susitna                 | 13,000,000           |
| (14) South Trunk Road Elementary School | Borough                           |                      |
|   | Matanuska-Susitna                 | 11,500,000           |
| <del>(15) Delta Elementary School</del> | <del>REAA 15, Delta/</del>        | <del>1,100,000</del> |
| <del>Completion</del>                   | <del>Greely School District</del> |                      |

delete

\* Sec. 3. HEALTH AND SOCIAL SERVICES. The sum of \$24,200,000 is appropriated from the earnings reserve account (AS 37.13.145) to the Department of Health and Social Services for replacement of the virology laboratory in Fairbanks.

\* Sec. 4. UNIVERSITY OF ALASKA. (a) The sum of \$71,600,000 is appropriated from the earnings reserve account (AS 37.13.145) to the University of Alaska for the construction of phase one and phase two of an integrated science facility in Anchorage.

(b) The sum of \$7,500,000 is appropriated from the earnings reserve account (AS 37.13.145) to the University of Alaska for Kenai Peninsula College student housing.

(c) The sum of \$3,000,000 is appropriated from the earnings reserve account (AS 37.13.145) to the University of Alaska for Kenai Peninsula College classroom additions.

(d) The sum of \$500,000 is appropriated from the earnings reserve account (AS 37.13.145) to the University of Alaska for the Kenai Cultural Arts and Research Center.

(e) The sum of \$1,500,000 is appropriated from the earnings reserve account (AS 37.13.145) to the University of Alaska for the planning, design, and construction of additions to the Matanuska-Susitna campus.

(f) The sum of \$1,200,000 is appropriated from the earnings reserve account (AS 37.13.145) to the University of Alaska Fairbanks for the Bristol Bay Campus south addition.

\* Sec. 5. ANCHORAGE MUSEUM OF HISTORY AND ART. The sum of \$5,000,000 is appropriated from the earnings reserve account (AS 37.13.145) to the Department of Commerce, Community, and Economic Development for payment as a grant to the Municipality of Anchorage for the Anchorage Museum of History and Art expansion.

\* Sec. 6. The appropriations made by this Act are for capital projects and lapse under AS 37.25.020.

SENATE FINANCE COMMITTEE  
4/11/2005 COMMITTEE ACTION

|                            |        |             |   |
|----------------------------|--------|-------------|---|
| Bill Number                | SB 155 |             |   |
| Amendment                  | #3     |             |   |
| Motion                     | #3.    |             |   |
| <u>Motion by</u>           | Wilken |             |   |
| <u>Objection by</u>        | Green  |             |   |
| <u>Removed</u>             |        |             |   |
| <u>Second Objection by</u> |        |             |   |
| <u>Committee Member</u>    | Y      | <u>Vote</u> | N |
| Senator Sledman            |        |             | ✓ |
| Senator Bunde              | ✓      |             |   |
| Senator Dyson              |        | —           |   |
| Senator Hoifman            |        |             | ✓ |
| Senator Olson              |        |             | ✓ |
| Co-Chair Wilken            | ✓      |             |   |
| Co-Chair Green             |        |             | ✓ |
| <u>Tally</u>               |        |             |   |
| Yea                        | 2      |             |   |
| Nay                        | 4      |             |   |
| Absent                     | 1      |             |   |
| <u>MOTION</u>              | Fail   |             |   |

SENATE FINANCE  
COMMITTEE

Amendment Number: #4  
Bill Number: SB 155  
Sponsor: Green Date: 4/8/08  
Logged In By: Mindy

AMENDMENT

adopted

BY SENATOR GREEN

OFFERED IN THE SENATE

TO: CSSB 155(FIN) Draft Version "S"

Page 2, lines 16-18:

Delete all material.

Page 3, following line 25:

Insert: "The sum of \$10,000,000 is appropriated from the earnings reserve account (AS 37.13.145) to the University of Alaska for Kodiak College vocational technology addition Phase I."

EXPLANATION: This corrects an error in placement of the project. It should have been included under the University section.

SENATE FINANCE COMMITTEE  
4/18/2005 COMMITTEE ACTION

|                                   |          |                    |          |
|-----------------------------------|----------|--------------------|----------|
| Bill Number                       | SB 155   |                    |          |
| Amendment                         | #4       |                    |          |
| Motion                            | adopt    |                    |          |
| <b><u>Motion by</u></b>           | Green    |                    |          |
| <b><u>Objection by</u></b>        | none     |                    |          |
| <b><u>Removed</u></b>             |          |                    |          |
| <b><u>Second Objection by</u></b> |          |                    |          |
| <b><u>Committee Member</u></b>    | <b>Y</b> | <b><u>Vote</u></b> | <b>N</b> |
| Senator Stedman                   |          |                    |          |
| Senator Bunde                     |          |                    |          |
| Senator Dyson                     |          |                    |          |
| Senator Hoffman                   |          |                    |          |
| Senator Olson                     |          |                    |          |
| Co-Chair Wilken                   |          |                    |          |
| Co-Chair Green                    |          |                    |          |
| <b><u>Tally</u></b>               |          |                    |          |
| Yea                               |          |                    |          |
| Nay                               |          |                    |          |
| Absent                            |          |                    |          |
| <b><u>MOTION</u></b>              | Pass     |                    |          |

**CS FOR SENATE BILL NO. 155(FIN)**  
**IN THE LEGISLATURE OF THE STATE OF ALASKA**  
**TWENTY-FOURTH LEGISLATURE - FIRST SESSION**

**BY THE SENATE FINANCE COMMITTEE**

**Offered:**  
**Referred:**

**Sponsor(s): SENATORS BEN STEVENS, Wilken, Cowdery, Seekins, Green, Bunde, Gary Stevens, Wagoner**

**A BILL**

**FOR AN ACT ENTITLED**

1 "An Act making appropriations from the earnings reserve account for construction of  
2 an integrated science complex at the University of Alaska in Anchorage, for replacement  
3 of the virology laboratory in Fairbanks, for expansion of the Anchorage Museum of  
4 History and Art, for the major maintenance grant fund, and for other capital projects  
5 related to education; and providing for an effective date."

6 **BE IT ENACTED BY THE LEGISLATURE OF THE STATE OF ALASKA:**

7 \* **Section 1. LEGISLATIVE INTENT FOR SECTIONS 2 AND 3.** It is the intent of the  
8 legislature that schools funded under secs. 2 and 3 of this Act be adequately maintained and  
9 that the Department of Education and Early Development enforce the preventive maintenance  
10 plan requirements of AS 14.11.011(b)(4). # 1

11 \* **Sec. 2. EDUCATION AND EARLY DEVELOPMENT MAJOR MAINTENANCE.** The  
12 sum of \$141,800,817 is appropriated from the earnings reserve account (AS 37.13.145) to the  
13 major maintenance grant fund (AS 14.11.007) for payment as grants under AS 14.11.007 by

1 the Department of Education and Early Development for K-12 capital improvement major  
2 maintenance projects for the fiscal year ending in 2006.

3 \* **Sec. 3. EDUCATION AND EARLY DEVELOPMENT CAPITAL PROJECTS.** The  
4 following sums are appropriated from the earnings reserve account (AS 37.13.145) to the  
5 school construction grant fund (AS 14.11.005) for payment as grants under AS 14.11.005 by  
6 the Department of Education and Early Development to the following municipalities and  
7 regional educational attendance areas for the following projects:

| 8  | PROJECT   |                            | AMOUNT       |
|----|---|----------------------------|--------------|
| 9  | (1) Central kitchen                                   | Fairbanks North            | \$ 6,000,000 |
| 10 | replacement   | Star Borough               |              |
| 11 | (2) Barnette Elementary                               | Fairbanks North            | 11,500,000   |
| 12 | School complete                                       | Star Borough               |              |
| 13 | renovation phase II                                   |                            |              |
| 14 | (3) Ryan Middle School                                | Fairbanks North            | 2,500,000    |
| 15 | renovation phase I                                    | Star Borough               |              |
| 16 | (4) Homer Middle School                               | Kenai Peninsula Borough    | 750,000      |
| 17 | kitchen construction                                  |                            |              |
| 18 | (5) Ketchikan High School                             | Ketchikan Gateway Borough  | 297,000      |
| 19 | humanities roof repair                                |                            |              |
| 20 | <del>deleted language</del><br>(6) Kodiak High School | Kodiak Island Borough      | 1,237,200    |
| 21 | parking lot repaving                                  |                            |              |
| 22 | (7) Port Alsworth library                             | Lake and Peninsula Borough | 402,290      |
| 23 | classroom renovation                                  |                            |              |
| 24 | relocation  |                            |              |
| 25 | (8) Seward Elementary                                 | Kenai Peninsula Borough    | 170,000      |
| 26 | replace gym floor and                                 |                            |              |
| 27 | carpet  |                            |              |
| 28 | (9) Glennallen Elementary                             | REAA 17, Copper River      | 10,858,662   |
| 29 | School improvement                                    | School District            |              |
| 30 | (10) Settlers Bay Elementary                          | Matanuska-Susitna          | 12,500,000   |
| 31 | School  | Borough                    |              |

# 4

|   |                               |                          |            |
|---|-------------------------------|--------------------------|------------|
| 1 | (11) Colony High School       | Matanuska-Susitna        | 172,502    |
| 2 | running track                 | Borough                  |            |
| 3 | (12) South Palmer             | Matanuska-Susitna        | 13,000,000 |
| 4 | Elementary School             | Borough                  |            |
| 5 | (13) South Trunk Road         | Matanuska-Susitna        | 11,500,000 |
| 6 | Elementary School             | Borough                  |            |
| 7 | (14) Delta Elementary School  | REAA 15, Delta/          | 1,100,000  |
| 8 | completion                    | Greely School District   |            |
| 9 | (15) Noatak School relocation | Northwest Arctic Borough | 6,200,000  |

#2

10 \* Sec. 4. HEALTH AND SOCIAL SERVICES. The sum of \$24,200,000 is appropriated  
 11 from the earnings reserve account (AS 37.13.145) to the Department of Health and Social  
 12 Services for replacement of the virology laboratory in Fairbanks.

13 \* Sec. 5. UNIVERSITY OF ALASKA. (a) The sum of \$71,600,000 is appropriated from  
 14 the earnings reserve account (AS 37.13.145) to the University of Alaska for the construction  
 15 of phase one and phase two of an integrated science facility in Anchorage.

16 (b) The sum of \$7,500,000 is appropriated from the earnings reserve account  
 17 (AS 37.13.145) to the University of Alaska for Kenai Peninsula College student housing.

18 (c) The sum of \$3,000,000 is appropriated from the earnings reserve account  
 19 (AS 37.13.145) to the University of Alaska for Kenai Peninsula College classroom additions.

20 (d) The sum of \$500,000 is appropriated from the earnings reserve account  
 21 (AS 37.13.145) to the University of Alaska for the Kenai Cultural Arts and Research Center.

22 (e) The sum of \$1,500,000 is appropriated from the earnings reserve account  
 23 (AS 37.13.145) to the University of Alaska for the planning, design, and construction of  
 24 additions to the Matanuska-Susitna campus.

25 (f) The sum of \$1,200,000 is appropriated from the earnings reserve account  
 26 (AS 37.13.145) to the University of Alaska Fairbanks for the Bristol Bay Campus south  
 27 addition.

28 (g) The sum of \$10,000,000 is appropriated from the earnings reserve account  
 29 (AS 37.13.145) to the University of Alaska for the Kodiak College vocational technology  
 30 addition phase I.

#4

31 \* Sec. 6. ANCHORAGE MUSEUM OF HISTORY AND ART. The sum of \$5,000,000 is

1 appropriated from the earnings reserve account (AS 37.13.145) to the Department of  
2 Commerce, Community, and Economic Development for payment as a grant to the  
3 Municipality of Anchorage for the Anchorage Museum of History and Art expansion.

4 \* Sec. 7. The appropriations made by this Act are for capital projects and lapse under  
5 AS 37.25.020.

6 \* Sec. 8. This Act takes effect July 1, 2005.



Official Business

# Alaska State Senate

## Senate Finance Committee

Mail Stop 3100  
State Capitol  
Juneau, Alaska 99801-1182

### FAX COVER SHEET

DATE: 8 April 2005 TIME: 11:00 am

TO: Legal Services

NUMBER OF PAGES, INCLUDING COVER SHEET: 4

FROM: MINDY ROWLAND  
SENATE FINANCE COMMITTEE SECRETARY  
PHONE: 465-4935  
FAX: 465-2187

NOTES: Final Please

CS SB 155 (FIN) 24-LS0687\ S

Kurtz 4/7/05

Plus 3 amendments - attached

\_\_\_\_\_  
\_\_\_\_\_  
\_\_\_\_\_

adopted 4/8/05

WORK DRAFT

WORK DRAFT

WORK DRAFT

24-LS0687AS  
Kurtz  
4/7/05

**CS FOR SENATE BILL NO. 155(FIN)**  
**IN THE LEGISLATURE OF THE STATE OF ALASKA**  
**TWENTY-FOURTH LEGISLATURE - FIRST SESSION**

**BY THE SENATE FINANCE COMMITTEE**

**Offered:**  
**Referred:**

**Sponsor(s): SENATORS BEN STEVENS, Wilken, Cowdery, Seekins, Green, Bunde, Gary Stevens, Wagoner**

**A BILL**  
**FOR AN ACT ENTITLED**

1 "An Act making appropriations from the earnings reserve account for construction of  
2 an integrated science complex at the University of Alaska in Anchorage, for replacement  
3 of the virology laboratory in Fairbanks, for expansion of the Anchorage Museum of  
4 History and Art, for the major maintenance grant fund, and for other capital projects  
5 related to education; and providing for an effective date."

6 **BE IT ENACTED BY THE LEGISLATURE OF THE STATE OF ALASKA:**

7 \* **Section 1. EDUCATION AND EARLY DEVELOPMENT MAJOR MAINTENANCE.**  
8 The sum of \$141,800,817 is appropriated from the earnings reserve account (AS 37.13.145) to  
9 the major maintenance grant fund (AS 14.11.007) for payment as grants under AS 14.11.007  
10 by the Department of Education and Early Development for K-12 capital improvement major  
11 maintenance projects for the fiscal year ending in 2006.

12 \* **Sec. 2. EDUCATION AND EARLY DEVELOPMENT CAPITAL PROJECTS.** The  
13 following sums are appropriated from the earnings reserve account (AS 37.13.145) to the

1 school construction grant fund (AS 14.11.005) for payment as grants under AS 14.11.005 by  
 2 the Department of Education and Early Development to the following municipalities and  
 3 regional educational attendance areas for the following projects:

| 4  | PROJECT                      |                            | AMOUNT       |
|----|------------------------------|----------------------------|--------------|
| 5  | (1) Central kitchen          | Fairbanks North            | \$ 6,000,000 |
| 6  | replacement                  | Star Borough               |              |
| 7  | (2) Barnette Elementary      | Fairbanks North            | 11,500,000   |
| 8  | School complete              | Star Borough               |              |
| 9  | renovation phase II          |                            |              |
| 10 | (3) Ryan Middle School       | Fairbanks North            | 2,500,000    |
| 11 | renovation phase I           | Star Borough               |              |
| 12 | (4) Homer Middle School      | Kenai Peninsula Borough    | 750,000      |
| 13 | kitchen construction         |                            |              |
| 14 | (5) Ketchikan High School    | Ketchikan Gateway Borough  | 297,000      |
| 15 | humanities roof repair       |                            |              |
| 16 | (6) Kodiak College           | Kodiak Island Borough      | 10,000,000   |
| 17 | vocational technology        |                            |              |
| 18 | addition phase I             |                            |              |
| 19 | (7) Kodiak High School       | Kodiak Island Borough      | 1,237,200    |
| 20 | parking lot repaving         |                            |              |
| 21 | (8) Port Alsworth library    | Lake and Peninsula Borough | 402,290      |
| 22 | classroom renovation         |                            |              |
| 23 | relocation                   |                            |              |
| 24 | (9) Seward Elementary        | Kenai Peninsula Borough    | 170,000      |
| 25 | replace gym floor and        |                            |              |
| 26 | carpet                       |                            |              |
| 27 | (10) Glennallen Elementary   | REAA 17, Copper River      | 10,858,662   |
| 28 | School improvement           | School District            |              |
| 29 | (11) Settlers Bay Elementary | Matanuska-Susitna          | 12,500,000   |
| 30 | School                       | Borough                    |              |
| 31 | (12) Colony High School      | Matanuska-Susitna          | 172,502      |

|   |                              |                        |            |
|---|------------------------------|------------------------|------------|
| 1 | running track                | Borough                |            |
| 2 | (13) South Palmer            | Matanuska-Susitna      | 13,000,000 |
| 3 | Elementary School            | Borough                |            |
| 4 | (14) South Trunk Road        | Matanuska-Susitna      | 11,500,000 |
| 5 | Elementary School            | Borough                |            |
| 6 | (15) Delta Elementary School | REAA 15, Delta/        | 1,100,000  |
| 7 | Completion                   | Greely School District |            |

8 \* Sec. 3. HEALTH AND SOCIAL SERVICES. The sum of \$24,200,000 is appropriated  
9 from the earnings reserve account (AS 37.13.145) to the Department of Health and Social  
10 Services for replacement of the virology laboratory in Fairbanks.

11 \* Sec. 4. UNIVERSITY OF ALASKA. (a) The sum of \$71,600,000 is appropriated from  
12 the earnings reserve account (AS 37.13.145) to the University of Alaska for the construction  
13 of phase one and phase two of an integrated science facility in Anchorage.

14 (b) The sum of \$7,500,000 is appropriated from the earnings reserve account  
15 (AS 37.13.145) to the University of Alaska for Kenai Peninsula College student housing.

16 (c) The sum of \$3,000,000 is appropriated from the earnings reserve account  
17 (AS 37.13.145) to the University of Alaska for Kenai Peninsula College classroom additions.

18 (d) The sum of \$500,000 is appropriated from the earnings reserve account  
19 (AS 37.13.145) to the University of Alaska for the Kenai Cultural Arts and Research Center.

20 (e) The sum of \$1,500,000 is appropriated from the earnings reserve account  
21 (AS 37.13.145) to the University of Alaska for the planning, design, and construction of  
22 additions to the Matanuska-Susitna campus.

23 (f) The sum of \$1,200,000 is appropriated from the earnings reserve account  
24 (AS 37.13.145) to the University of Alaska Fairbanks for the Bristol Bay Campus south  
25 addition.

26 \* Sec. 5. ANCHORAGE MUSEUM OF HISTORY AND ART. The sum of \$5,000,000 is  
27 appropriated from the earnings reserve account (AS 37.13.145) to the Department of  
28 Commerce, Community, and Economic Development for payment as a grant to the  
29 Municipality of Anchorage for the Anchorage Museum of History and Art expansion.

30 \* Sec. 6. The appropriations made by this Act are for capital projects and lapse under  
31 AS 37.25.020.

1

\* Sec. 7. This Act takes effect July 1, 2005.

Senator Ben Stevens  
Senate President



Sponsor Statement

Senate Bill 155 - Education Infrastructure

Spor.sor: Sen. Ben Stevens  
Co-Sponsors: Sen. Gary Wilken  
Sen. John Cowdery  
Sen. Ralph Seekins  
Sen. Lyda Green  
Sen. Con Bunde  
Sen. Gary Stevens  
Sen. Tom Wagoner

Senate Bill 155 seeks to move Alaska forward into the next decade by investing in Alaska's education infrastructure.

Senate Bill 155 transfers \$537,188,471 from the earnings of the Permanent Fund to the major maintenance grant fund and construction of education facilities across Alaska. \$212,688,471 is allocated to k-12 maintenance and new construction. \$124,500,000 is allocated to institutions of higher learning and projects that benefit the education of all Alaskans.

According to projections provided by the Legislative Finance Division, the transfers made in SB 155 would have less than 1% effect on Permanent Fund Dividends over a fifteen-year period.

It is my position that this investment from the earnings of the Permanent Fund for Alaska's education infrastructure needs is both appropriate and necessary in order to provide Alaskans adequate and safe facilities to learn and grow intellectually.

Your support is greatly appreciated.

Senator Ben Stevens

Attachment: Project List & Allocation

Senator Ben Stevens  
State Capitol  
Juneau, Alaska 99801  
907-465-4993  
Fax: 907-465-872

### K-12 Maintenance & New Construction

| DISTRICT          | DOLLAR AMOUNT        |
|-------------------|----------------------|
| Alaska Gateway    | \$2,837,307          |
| Aleutians East    | 223,885              |
| Anchorage         | 40,337,285           |
| Annette Island    | 486,312              |
| Bering Strait     | 5,074,147            |
| Chatham           | 2,020,254            |
| Chugach           | 272,361              |
| Copper River      | 13,635,937           |
| Denali Borough    | 607,194              |
| Fairbanks NSB     | 20,000,000           |
| Iditarod Area     | 1,465,840            |
| Juneau            | 4,196,504            |
| Kenai             | 2,172,401            |
| Ketchikan Gateway | 297,000              |
| Kodiak Island     | 1,237,200            |
| Lake & Peninsula  | 7,711,847            |
| Lower Kuskokwim   | 44,429,561           |
| Mat-Su            | 39,848,785           |
| Nenana City       | 1,241,910            |
| Northwest Arctic  | 5,870,181            |
| Saint Mary        | 304,449              |
| Sitka             | 5,287,477            |
| Southeast Island  | 141,415              |
| Wrangell City     | 1,966,353            |
| Yakutat City      | 634,434              |
| Yukon Flats       | 4,538,060            |
| Yukon-Koyukuk     | 5,850,372            |
| <b>TOTAL</b>      | <b>\$212,688,471</b> |

### University of Alaska & Other

| PROJECT   | DOLLAR AMOUNT        |
|---|----------------------|
| Anchorage Museum of History & Art                     | \$5,000,000          |
| UA/Bristol Bay Campus South Addition                  | 1,200,000            |
| Fairbanks Virology Lab                                | 24,200,000           |
| UA/Integrated Science Facility                        | 71,600,000           |
| UA/Kenai Peninsula College Student Housing            | 7,500,000            |
| UA/Kenai Peninsula College Classroom Addition         | 3,000,000            |
| UA/Kenai Cultural Arts & Research Center              | 500,000              |
| Kodiak College Vocational Technology Addition Phase I | 10,000,000           |
| UA/Mat-Su Campus Planning                             | 1,500,000            |
| <b>TOTAL</b>  | <b>\$124,500,000</b> |

Senator Ben Stevens  
 State Capitol  
 Juneau, Alaska 99801  
 907-465-4993  
 Fax: 907-465-3872

DELTA CHAMBER OF COMMERCE



**Delta Chamber of Commerce  
Top Legislative Priority for 2005**

The Delta Chamber of Commerce, at its General Membership Meeting on February 17, 2005, voted to make completion of the Delta Elementary School its top priority for the year 2005.

While the community has several other worthwhile projects deserving of funds to make them a reality, the chamber believes the community would best be served by completing the new school. Therefore, the Delta Chamber of Commerce supports the Delta/Greely School District in its bid to secure funds to complete the new Delta Elementary School.

[A copy of a letter is attached from Superintendent Daniel L. Beck outlining the project in more detail].

Dated this 17<sup>th</sup> day of February, 2005.

Frederick W. Sheen  
President

## BACK-UP FOR A REQUEST FOR FUNDS TO COMPLETE DELTA ELEMENTARY SCHOOL

January 19, 2005

The Delta/Greely School District has been trying to secure funds for the replacement of Delta Elementary for at least ten years through the capital improvement process. We realize that there a lot of schools out there that share health, life, and safety concerns and that state resources need to be prioritized. The community with the backing of Missile Defense has taken it upon themselves to replace Delta Elementary. With limited state assistance to this point we can bring the project to about 90% completion. The Federal Government, the City and our local School Board have stepped to the plate but have fallen short by \$1,100,000.00. This figure represents a complete turn key school for 450 students. A breakdown of our present revenue and expenditure picture is attached as a white paper.

We know that there is a concern in some areas of the state that we are not a borough. If we were a borough, then through the bonding process the State would have been obligated to \$8,102,500.00 or 70% of the bonded indebtedness for the project. As an REAA the State contribution becomes even larger as capital projects to REAA's are funded at 98%. This would obligate the State to \$11,343,500.00. Our initiative and the support from the Federal Government have in essence saved the state between \$8,000,000.00 and \$11,300,000.00. This project in a small way relieves the tremendous state-wide pressure for capital construction.

The following representation shows present funding compared to traditional funding through our State Capital Improvement Program either as an REAA or as an organized area (borough or city school).

| Source | current         | as an REAA | as a borough    |
|--------|-----------------|------------|-----------------|
| City   | 5,850,000 (51%) | 0%         | 3,472,500 (30%) |

|           |                 |                  |                 |
|-----------|-----------------|------------------|-----------------|
| Federal   | 994,000 (8%)    | 0%               | 0%              |
| State     | 90,000 (>1%)    | 11,343,500 (98%) | 8,102,500 (70%) |
| School    | 3,541,000 (31%) | 231,500 (2%)     | 0%              |
| Shortfall | 1,100,000 (9%)  |                  |                 |
| Totals    | 11,575,000      | 11,575,000       | 11,575,000      |

There have been questions regarding the cost per square foot for this project. Considering every conceivable cost for the project (\$11,575,000) our cost per square foot is \$275.60. In comparison to current Fairbanks construction costs we are very close. They report their construction costs only showing the cost of the actual contract with a general contractor. Our cost per square foot excluding architectural, engineering, equipment, and technology is \$235.83. This is very comparable to current elementary school construction costs in Fairbanks.

In addition to the direct costs the district has managed the contract and construction costs out of pocket for the entire project. All of this discussion reinforces the idea that we all need to work together if we want to accomplish our goals. The community of Delta Junction is faced with challenges. We have taken the approach that we need to help ourselves first and then ask for help. Please support our efforts to address a pressing need.

Sincerely,

Daniel L. Beck  
Superintendent


**MATANUSKA-SUSITNA BOROUGH SCHOOL DISTRICT**

Office of Public Information

501 N. Gulkana • Palmer, Alaska 99645

Phone: 907-746-9251 • Fax: 907-761-4076

**Growth – Mat-Su Borough School District**

MSBSD is growing by nearly 500 students each year, which is roughly equivalent to the population of an elementary school. We welcome the growth, yet it places significant strain on our existing school facilities and services. Currently, it is impossible to identify available classroom space in any of the district's core-area elementary schools. Our district placed 52 portable classrooms throughout the district to alleviate overcrowding in our most impacted schools. We estimate needing 23 more portables to meet FY06 enrollment growth (at a cost of \$70,000/portable).

In fall 2007, the district will open a new Wasilla-area elementary school. By that time, the district's core area elementary schools will have well exceeded their actual capacity by approximately four 500-student buildings. New elementary schools are critical for the following areas: Settler's Bay, which is located in Knik-Goose Bay, the fastest growing residential area in the state; Trunk Road, close to the new hospital; and, Springer Loop in Palmer, which will soon be the location of more than 400 new homes. In addition, the district has needs for a high school in the central Palmer/Wasilla area.

Currently, the district's primary capital construction priority is an elementary school in Settler's Bay. That project is number 31 on the Department of Education's priority list for school construction (behind 30 other projects totaling \$440 million). In other words, the likelihood this project will become a reality without debt reimbursement or a direct capital appropriation is extremely poor.

Currently we're looking for interim and long-term solutions to overcrowding. Bonding for new schools is a major piece of any solution. Debt-reimbursement has been successfully used in the past to construct new facilities and complete major maintenance on our oldest buildings. Extending debt reimbursement may not be possible in light of opposition from the State Department of Education & Early Development and the Department of Revenue. With that in mind, we're requesting creative solutions to problems caused by rapid growth, perhaps to include direct capital appropriations and grants.

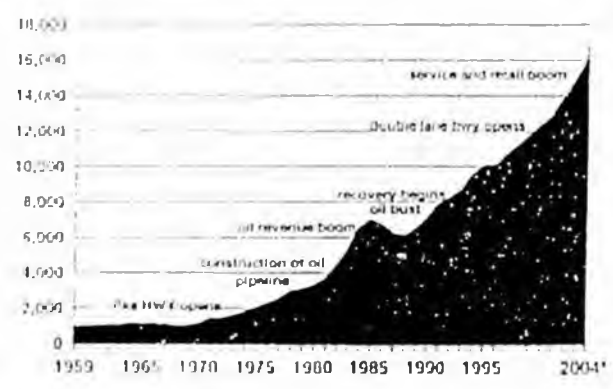
\* Since start of school year 1,309 students grades 1-3 have transferred into Mat-Su Schools (809 from w/in AK; 560 from Lower-48)

### The Valley's Changing Landscape-Some Pretty Fast Numbers




Malanuska Susitna Borough Meeting,  
Managing Growth  
02/25/95


### Employment In The Valley Just Keeps On Growing-Look At That Slope!



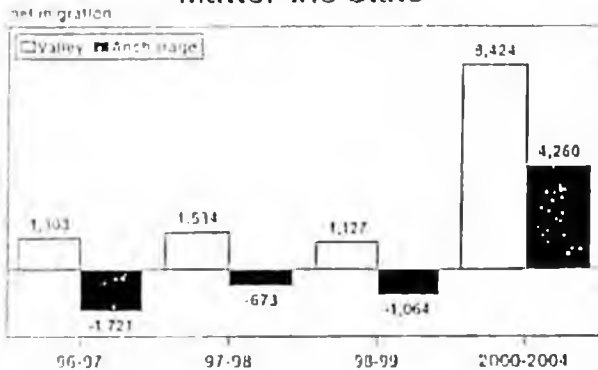
### The Valley's Population Is Also A Major Factor



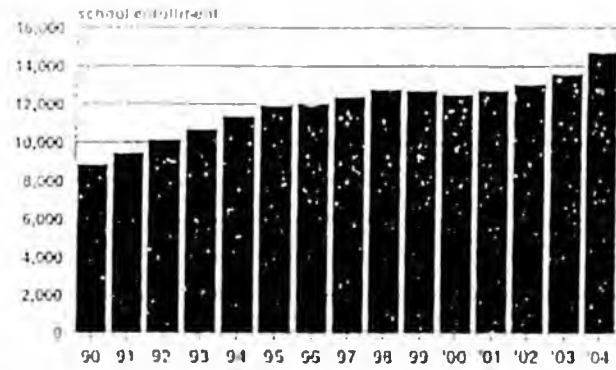
### And Here Is Just The Last 4 Years



### Way More People are Moving to the Valley than to Anchorage, or for that Matter the State

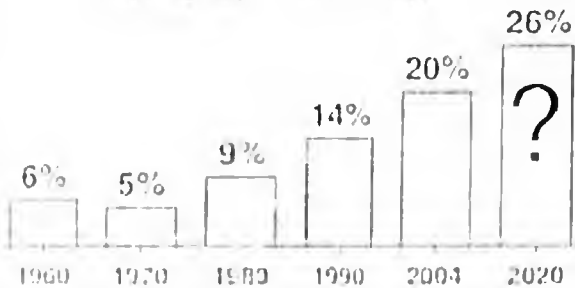


### The Valley Is One Of Few Places Where School Enrollment Keeps Climbing



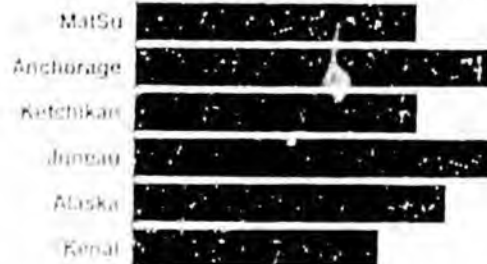
### An Ever Growing Percent Of The Matsu/Anchorage Population Is Living In The Valley

Pass the 100,000 mark in 2015?




### Housing Remains One Of The Big Attractions In The Valley

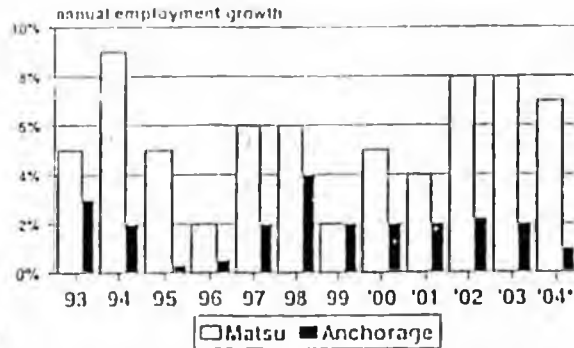
Average sales price of a single family home—2004



### Why Some Other Places Are Attractive To Workers In The Valley

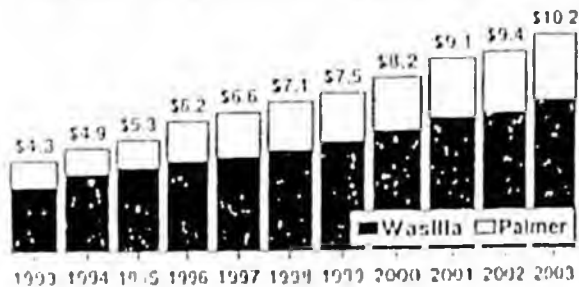


### Anchorage and MatSu's Economies Move Together-The Valley's Just Moves Faster (look at the past 3 years!)



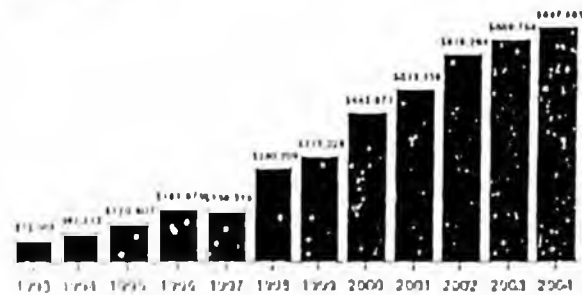
### The Valley Is Capturing More Of It's Sales Dollars

sales tax receipts for Wasilla and Palmer-\$millions

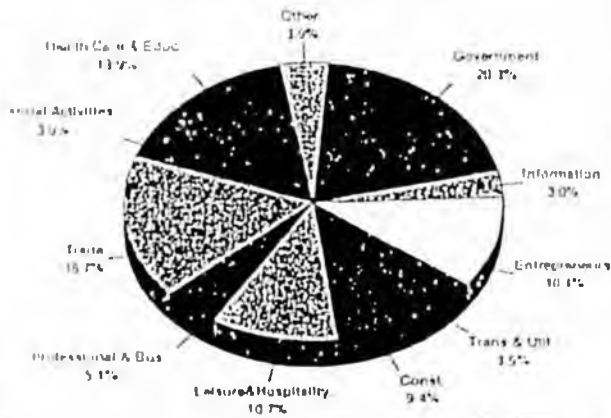


### Hotel Activity Soars In The Valley-And Defies Statewide Trends

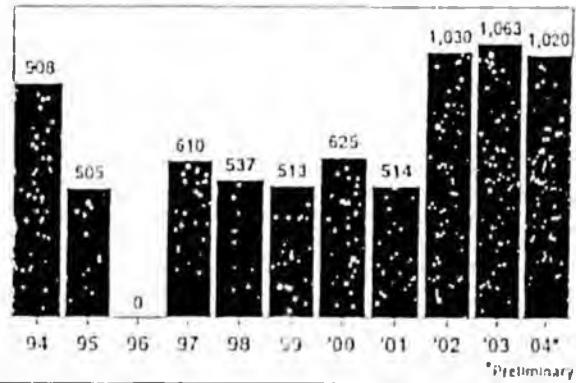
Hotel Revenue




### Where The Matanuska-Susitna Borough's Jobs Are



### This Is The Number Of "Spanking" New Jobs In MatSu's Labor Market Per Year--It Is Kind Of A Miracle



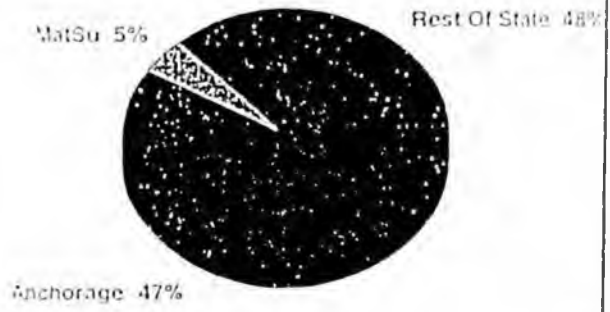
### How The Valley's Average Annual Earnings Stack Up



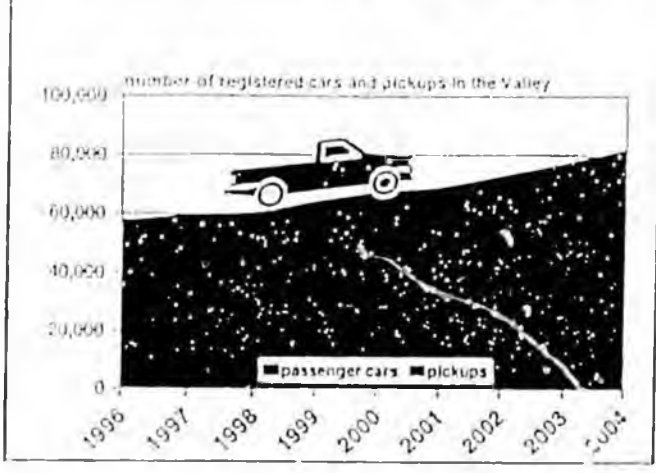
### Employment Growth During The Past Decade Has Been Way Out Ahead Of The State's And Most Other Places



### Where The Jobs Are In Alaska - Putting Things In Perspective



### Growing Even Faster Than Your Population



FY - 2006 Capital Budget  
Six-Year Capital Improvement Plan

SB 155

District : Matanuska-Susitna Borough School District Date: January 24, 2005 Page 1 of 4 Pages

| District Priority | Project Location and Description  | Primary Purpose | Year for which funding is being requested |         |         |         |         |         | Estimated Cost |
|-------------------|---|-----------------|---|---------|---------|---------|---------|---------|----------------|
|                   |   |                 | FY 2006                                   | FY 2007 | FY 2008 | FY 2009 | FY 2010 | FY 2011 |                |
| 1                 | Settlers Bay Elementary School<br>Big Lake Attendance Area                            | Cat. B          | X   |         |         |         |         |         | \$13,000,000   |
| 2                 | Fire Alarm Upgrade, Palmer Junior Middle School                                       | Cat. C          | X   |         |         |         |         |         | \$450,000      |
| 3                 | Wasilla High School Remodel<br>Phase III  | Cat. C          | X   |         |         |         |         |         | \$3,500,000    |
| 4                 | Re-Roof Su-Valley High School   | Cat. C          | X   |         |         |         |         |         | \$1,700,000    |
| 5                 | New South Palmer Elementary School  | Cat. B          | X   |         |         |         |         |         | \$13,000,000   |
| 6                 | New South Trunk Road Elementary School  | Cat. B          | X   |         |         |         |         |         | \$13,000,000   |
| 7                 | Expand Cafeteria, Replace Gym Floor,<br>Upgrade entry Lighting, Wasilla Middle School | Cat. F          | X   |         |         |         |         |         | \$2,200,000    |
| 8                 | New High School<br>Core Area  | Cat. B          | X   |         |         |         |         |         | \$35,000,000   |
| 9                 | New Mid-Valley High School  | Cat. E          |   | X       |         |         |         |         | \$7,500,000    |

Submit with CIP Application

Provided by Senator Green

| District Priority | Project Location and Description                         | Primary Purpose | FY 2006 | FY 2007 | FY 2008 | FY 2009 | FY 2010 | FY 2011 | Estimated Cost |
|-------------------|--|-----------------|---------|---------|---------|---------|---------|---------|----------------|
| 10                | Valley Pathways Phase III<br>New Building                | Cat. B          |         | X       |         |         |         |         | \$6,451,000    |
| 11                | Fire Alarm Upgrade, Colony High School                   | Cat. C          |         | X       |         |         |         |         | \$600,000      |
| 12                | Reroof Snowshoe Elementary                               | Cat. C          |         | X       |         |         |         |         | \$350,000      |
| 13                | Reroof Houston Middle School<br>Big Lake Attendance Area | Cat. C          |         |         | X       |         |         |         | \$1,076,000    |
| 14                | Fire Alarm Upgrade, Houston Middle School                | Cat. C          |         |         | X       |         |         |         | \$300,000      |
| 15                | Upgrade Running Tracks<br>Three High Schools             | Cat. C          |         |         | X       |         |         |         | \$616,000      |
| 16                | Fire Alarm Upgrade, Colony Middle School                 | Cat. C          |         |         | X       |         |         |         | \$450,000      |
| 17                | ADA Upgrades<br>District-Wide                            | Cat. C          |         |         |         | X       |         |         | \$200,000      |
| 18                | Lighting Upgrades<br>District-Wide                       | Cat. C          |         |         |         | X       |         |         | \$300,000      |
| 19                | Energy Upgrades<br>District-Wide                         | Cat. C          |         |         |         | X       |         |         | \$400,000      |
| 20                | Fencing Iditarod Site                                    | Cat. C          |         |         |         | X       |         |         | \$100,000      |
| 21                | Flooring Replacements Palmer Junior Middle               | Cat. C          |         |         |         | X       |         |         | \$250,000      |

Submit with CIP Application

| District Priority | Project Location and Description               | Primary Purpose | FY 2006 | FY 2007 | FY 2008 | FY 2009 | FY 2010 | FY 2011 | Estimated Cost |
|-------------------|--|-----------------|---------|---------|---------|---------|---------|---------|----------------|
| 22                | Flooring Replacements<br>District-Wide         | Cat. C          |         |         |         | X       |         |         | \$400,000      |
| 23                | Career Center Addition                         | Cat. B          |         |         |         |         | X       |         | \$10,000,000   |
| 24                | Re-Roofing Big Lake Elementary                 | Cat. C          |         |         |         |         | X       |         | \$350,000      |
| 25                | Re-Roofing Administration Building             | Cat. C          |         |         |         |         | X       |         | \$530,000      |
| 26                | Flooring Replacements<br>District-Wide         | Cat. C          |         |         |         |         | X       |         | \$300,000      |
| 27                | ADA Upgrades<br>District-Wide                  | Cat. C          |         |         |         |         | X       |         | \$225,000      |
| 28                | Reroofing<br>District-Wide                     | Cat. C          |         |         |         |         | X       |         | \$300,000      |
| 29                | Internal Renewal<br>Su-Valley High School      | Cat. C          |         |         |         |         |         | X       | \$3,000,000    |
| 30                | Wasilla High School Auditorium                 | Cat. B          |         |         |         |         |         | X       | \$4,000,000    |
| 31                | Mechanical Upgrades<br>Wasilla Middle School   | Cat. B          |         |         |         |         |         | X       | \$650,000      |
| 32                | Internal Renewal<br>Big Lake Elementary School | Cat. C          |         |         |         |         |         | X       | \$350,000      |
| 33                | Lighting Upgrades<br>District-Wide             | Cat. C          |         |         |         |         |         | X       | \$300,000      |

Submit with CIP Application

| District Priority | Project Location and Description | Primary Purpose | FY 2006 | FY 2007 | FY 2008 | FY 2009 | FY 2010 | FY 2011 | Estimated Cost |
|-------------------|----------------------------------|-----------------|---------|---------|---------|---------|---------|---------|----------------|
| 34                | Energy Upgrades District-Wide    | Cat. C          |         |         |         |         |         | X       | \$400,000      |
|                   |                                  |                 |         |         |         |         |         |         |                |
|                   |                                  |                 |         |         |         |         |         |         |                |

I hereby certify that the information presented is true and correct to the best of my knowledge.

Signed \_\_\_\_\_ Date \_\_\_\_\_  
 Chief School Administrator

Submit with CIP Application

State of Alaska  
 Department of Education and Early Development  
 Capital Improvement Projects (FY2006)  
 School Construction Grant Fund

Final Agency Decision

| Mar 11 | Dec 15 | Nov 5 | School District  | Project Name   | Amount Requested | Eligible Amount | EED Recommended Amount | Participating Share | State Share  | Aggregate Amount |
|--------|--------|-------|------------------|--|------------------|-----------------|------------------------|---------------------|--------------|------------------|
| 1      | 1      | 1     | Lower Yukon      | Sheldon Point (Nunam Iqua) School Replacement                | \$11,081,096     | \$11,824,513    | \$11,081,096           | \$221,622           | \$10,859,474 | \$10,859,474     |
| 2      | 2      | 2     | Lower Kuskokwim  | D R Kiunya Memorial K-12 Improvement, Kongiganak             | \$18,180,493     | \$18,180,493    | \$18,180,493           | \$363,610           | \$17,816,883 | \$28,676,357     |
| 3      | 3      | 3     | Southwest Region | New Stuyahok K-12 School Replacement                         | \$24,773,069     | \$26,823,221    | \$24,773,039           | \$495,461           | \$24,277,578 | \$52,953,935     |
| 4      | 4      | 4     | Southeast Island | Howard Valentine K-12 School Replacement, Coffman Cove       | \$4,678,421      | \$4,250,056     | \$3,902,944            | \$78,059            | \$3,824,885  | \$56,778,820     |
| 5      | 5      | 5     | Lower Yukon      | Russian Mission K-12 School Improvement                      | \$15,910,203     | \$14,387,183    | \$14,387,183           | \$287,744           | \$14,099,439 | \$70,878,259     |
| 6      | 6      | 6     | Bering Strait    | Whitu Mountain K-12 School Replacement                       | \$10,525,013     | \$9,926,201     | \$8,968,276            | \$179,366           | \$8,788,910  | \$79,667,169     |
| 7      | 7      | 7     | Lower Kuskokwim  | Nelson Island Schools Improvement, Toksook Bay               | \$22,955,146     | \$19,666,277    | \$19,666,277           | \$393,326           | \$19,272,951 | \$98,940,120     |
| 8      | 8      | 8     | Lower Kuskokwim  | Kwigillingok K-12 Improvement                                | \$20,708,182     | \$13,797,478    | \$13,797,478           | \$275,550           | \$13,521,928 | \$112,461,648    |
| 9      | 9      | 9     | Lower Kuskokwim  | Chief Paul K-12 Improvement, Kipnuk                          | \$23,618,836     | \$23,618,836    | \$23,618,836           | \$472,377           | \$23,146,459 | \$135,608,107    |
| 10     | 10     | 10    | Lower Yukon      | Marshall K-12 School Replacement                             | \$19,195,607     | \$19,195,607    | \$19,195,607           | \$383,912           | \$18,811,695 | \$154,419,802    |
| 11     | 11     | 11    | Lower Kuskokwim  | Chaputnguak K-12 Improvement, Chefornak                      | \$21,478,432     | \$17,911,804    | \$17,911,804           | \$358,236           | \$17,553,568 | \$171,973,370    |
| 12     | 12     | 15    | Yukon Flats      | Arctic Village K-12 School Replacement                       | \$10,592,146     | \$11,242,028    | \$10,549,006           | \$210,980           | \$10,338,026 | \$182,311,396    |
| 13     | 13     | 12    | Southeast Island | Hyder New K-12 School Construction                           | \$542,687        | \$754,053       | \$754,053              | \$15,081            | \$738,972    | \$183,050,368    |
| 14     | 14     | 13    | Bering Strait    | St. Michael K-12 School Improvement                          | \$20,046,772     | \$20,046,772    | \$20,046,772           | \$400,935           | \$19,645,837 | \$202,696,205    |
| 15     | 15     | 18    | Bering Strait    | Savoonga K-12 School Improvement                             | \$28,895,702     | \$24,695,702    | \$28,895,702           | \$577,914           | \$28,317,788 | \$231,013,993    |
| 16     | 16     | 14    | Iditarod Area    | Lime Village School Addition & New Well                      | \$723,825        | \$1,750,915     | \$1,750,915            | \$35,018            | \$1,715,897  | \$232,779,890    |
| 17     | 17     | 16    | Lower Yukon      | Emmonak K-12 Renovation / Addition                           | \$16,589,988     | \$16,589,988    | \$16,589,988           | \$331,600           | \$16,258,388 | \$248,988,076    |
| 18     | 18     | 17    | Lower Kuskokwim  | Joann A. Alexie K-12 Improvement, Atmagutluk                 | \$16,892,685     | \$11,549,274    | \$11,549,274           | \$230,985           | \$11,318,289 | \$260,306,367    |
| 19     | 19     | 19    | Lower Yukon      | Alakanuk School Improvement                                  | \$25,103,149     | \$19,497,559    | \$19,497,559           | \$389,951           | \$19,107,608 | \$279,413,975    |
| 20     | 20     | 20    | Lower Kuskokwim  | Nightmute K-12 Renovation / Addition                         | \$11,413,109     | \$10,400,058    | \$10,400,058           | \$208,001           | \$10,192,057 | \$289,606,032    |
| 21     | 21     | 21    | Copper River     | Glennallen Elementary School Improvement                     | \$11,080,267     | \$11,080,267    | \$11,080,267           | \$221,665           | \$10,858,602 | \$300,464,694    |
| 22     | 22     | 22    | Lower Kuskokwim  | Kwethluk K-12 Renovation / Addition                          | \$19,076,083     | \$16,777,757    | \$16,777,757           | \$335,556           | \$16,442,241 | \$316,906,935    |
| 23     | 23     | 23    | Lower Kuskokwim  | Kuinerrarmut Elnaunvat K-12 Renovation / Addition, Quinhagak | \$16,244,050     | \$15,426,598    | \$15,426,598           | \$308,532           | \$15,118,066 | \$332,025,001    |
| 24     | 24     | 24    | Lower Kuskokwim  | Z J Williams Memorial K-12 Renovation / Addition, Napaskiak  | \$14,983,784     | \$14,983,784    | \$14,983,784           | \$299,676           | \$14,684,108 | \$346,709,109    |

State of Alaska  
 Department of Education and Early Development  
 Capital Improvement Projects (FY2006)  
 School Construction Grant Fund  
 Final Agency Decision

| Mar 11         | Dec 15 | Nov 5 | School District  | Project Name   | Amount Requested     | Eligible Amount      | EED Recommended Amount | Participating Share | State Share          | Aggregate Amount |
|----------------|--------|-------|------------------|--|----------------------|----------------------|------------------------|---------------------|----------------------|------------------|
| 25             | 25     | 27    | Dillingham City  | Dillingham School Replacement                              | \$35,559,686         | \$32,136,172         | \$32,136,172           | \$9,640,852         | \$22,495,320         | \$369,204,429    |
| 26             | 26     | 25    | Lower Yukon      | Pitka's Point K-12 School Improvement                      | \$9,324,588          | \$8,092,907          | \$8,092,907            | \$161,858           | \$7,931,049          | \$377,135,478    |
| 27             | 27     | 26    | Southeast Island | Outdoor Covered Physical Education Area, 3 Schools         | \$1,490,951          | \$906,203            | \$906,203              | \$18,124            | \$888,079            | \$378,023,557    |
| 28             | 28     | 28    | Chatham          | Klukwan Gym Addition                                       | \$1,756,414          | \$1,756,414          | \$1,756,414            | \$35,128            | \$1,721,286          | \$379,744,843    |
| 29             | 29     | 29    | Anchorage        | East High School Phase 4                                   | \$16,500,000         | \$17,036,000         | \$16,536,000           | \$4,960,800         | \$11,575,200         | \$391,320,043    |
| 30             | 30     | 30    | Lake & Peninsula | Port Alsworth Library Renovation / Relocation              | \$402,290            | \$465,612            | \$465,612              | \$46,561            | \$419,051            | \$391,739,094    |
| 31             | 31     | 31    | Mat-Su Borough   | Settlers Bay Elementary School                             | \$12,676,126         | \$12,676,126         | \$12,676,126           | \$3,802,838         | \$8,873,288          | \$400,612,382    |
| 32             | 32     | 32    | Anchorage        | Bartlett High School Phase 3A                              | \$12,000,000         | \$12,000,000         | \$12,000,000           | \$3,600,000         | \$8,400,000          | \$409,012,382    |
| 33             | 33     | 33    | Anchorage        | Chugiak High School Phase 4 Construction                   | \$11,900,000         | \$5,503,413          | \$5,503,413            | \$1,651,024         | \$3,852,389          | \$412,864,771    |
| 34             | 34     | 34    | Anchorage        | Service High School Phase 2B Construction & Phase 3 Design | \$20,300,000         | \$15,534,600         | \$13,594,600           | \$4,078,380         | \$9,516,220          | \$422,380,991    |
| 35             | 35     | 35    | Lower Kuskokwim  | New Bethel Elementary School                               | \$19,315,361         | \$19,315,361         | \$19,315,361           | \$386,307           | \$18,929,054         | \$441,310,045    |
| 36             | 36     | 36    | Anchorage        | Girdwood K-8 Renovation / Addition Design                  | \$100,000            | \$100,000            | \$100,000              | \$30,000            | \$70,000             | \$441,380,045    |
| 37             | 37     | 37    | Mat-Su Borough   | New Running Track, Colony High School                      | \$246,431            | \$246,431            | \$246,431              | \$73,929            | \$172,502            | \$441,552,547    |
| 38             | 38     | 39    | Anchorage        | West High School / Romig Middle School Design              | \$500,000            | \$500,000            | \$500,000              | \$150,000           | \$350,000            | \$441,902,547    |
| <b>TOTALS:</b> |        |       |                  |  | <b>\$527,361,022</b> | <b>\$484,845,703</b> | <b>\$477,614,045</b>   | <b>\$35,711,498</b> | <b>\$441,902,547</b> |                  |



# ALASKA PERMANENT FUND FUND FINANCIAL HISTORY & PROJECTIONS as of January 31, 2005

\*As of Jan. 2005, statutory net income is trending to end the fiscal year more than 25% below the mid case.

Projections will extend ten years, and are based on best available information (\$ in millions)

| Reserved Fund Balance - Principal |                                 |                            |                                |  |                                    |                           |                   |                               |                            | Unreserved Fund Balance        |  |                       |                 |                           |                   |        | TOTAL FUND<br>(1)<br>FY-End Balance |       |   |       |  |  |
|-----------------------------------|---------------------------------|----------------------------|--------------------------------|--|------------------------------------|---------------------------|-------------------|-------------------------------|----------------------------|--------------------------------|--|-----------------------|-----------------|---------------------------|-------------------|--------|-------------------------------------|-------|---|-------|--|--|
| FY                                | FY-Begin<br>Contrib.<br>Balance | Appro-<br>priations<br>(1) | Dedicated<br>State<br>Revenues | Inflation<br>Proofing<br>Contributions | FY-End<br>Balance<br>Contributions | Unrealized<br>Gain (Loss) |                   | FY-End<br>Reserved<br>Balance | Acct.<br>Net<br>Income (1) | Statutory<br>Net<br>Income (2) | Distributions of<br>Statutory Net Income |                       |                 | Realized Earnings Account |                   |        |                                     |       |   |       |  |  |
|                                   |                                 |                            |                                |  |                                    | Net<br>Change             | FY-End<br>Balance |                               |                            |                                | Dividends                                | Inflation<br>Proofing | General<br>Fund | Net<br>Change             | FY-End<br>Balance | FY     |                                     |       |   |       |  |  |
| 77-98                             | 0                               | 6,734                      | 6,250                          | 5,533                                  | 18,517                             | 3,971                     | 3,971             | 22,488                        | 20,683                     | 18,667                         | 7,589                                    | 5,533                 | 268             | 1,389                     | 1,389             | 77-98  | 23,877                              |       |   |       |  |  |
| 99                                | 18,517                          | 41                         | 155                            | 288                                    | 19,001                             | (430)                     | 3,541             | 22,542                        | 2,148                      | 2,544                          | 1,045                                    | 288                   | 3               | 1,201                     | 2,590             | 99     | 25,132                              |       |   |       |  |  |
| 00                                | 19,001                          | 264                        | 326                            | 423                                    | 20,014                             | (12)                      | 3,529             | 23,543                        | 2,249                      | 2,222                          | 1,172                                    | 423                   | 3               | 382                       | 2,972             | 00     | 26,515                              |       |   |       |  |  |
| 01                                | 20,014                          | 8                          | 339                            | 686                                    | 21,047                             | (2,146)                   | 1,383             | 22,430                        | (924)                      | 1,199                          | 1,113                                    | 686                   | 4               | (588)                     | 2,384             | 01     | 24,814                              |       |   |       |  |  |
| 02                                | 21,047                          | (23) (2)                   | 258                            | 602                                    | 21,884                             | (875)                     | 505               | 22,389                        | (617)                      | 257                            | 926                                      | 602                   | 5               | (1,248)                   | 1,136             | 02     | 23,525                              |       |   |       |  |  |
| 03                                | 21,884                          | 354 (3)                    | 398                            | 352                                    | 22,988                             | 601                       | 1,106             | 24,094                        | 963                        | 355                            | 691                                      | 352                   | 0               | (1,035)                   | 100               | 03     | 24,194                              |       |   |       |  |  |
| 04                                | 22,988                          | (339) (4)                  | 353                            | 524 (5)                                | 23,526                             | 1,909                     | 3,015             | 26,541                        | 3,434                      | 1,502                          | 581                                      | 170 (6)               | 0               | 759                       | 859               | 04     | 27,400                              |       |   |       |  |  |
| 10% 05                            | 23,526                          | 19                         | 476                            | 641                                    | 24,661                             | (2,926)                   | 19                | 24,681                        | (1,509)                    | 1,468                          | 502                                      | 641                   | 0               | 325                       | 1,184             | 05     | 25,865                              | 10%   |   |       |  |  |
| 25% 05                            | 23,526                          | 21                         | 476                            | 641                                    | 24,663                             | (2,022)                   | 993               | 25,656                        | (34)                       | 1,907 (7)                      | 548                                      | 641                   | 0               | 718                       | 1,577             | 05     | 27,233                              | 25%   |   |       |  |  |
| Mid 05                            | 23,526                          | 27                         | 476                            | 641                                    | 24,670                             | (453)                     | 2,562             | 27,232                        | 2,048                      | 2,474                          | 608                                      | 641                   | 0               | 1,225                     | 2,084             | 05     | 29,316                              | Mid   |   |       |  |  |
| 25% 05                            | 23,526                          | 28                         | 476                            | 641                                    | 24,670                             | 1,069                     | 4,084             | 28,755                        | 4,187                      | 3,090                          | 672                                      | 641                   | 0               | 1,777                     | 2,636             | 05     | 31,390                              | 25%   |   |       |  |  |
| 10% 05                            | 23,526                          | 31                         | 476                            | 641                                    | 24,673                             | 2,125                     | 5,140             | 29,813                        | 5,765                      | 3,609                          | 727                                      | 641                   | 0               | 2,242                     | 3,101             | 05     | 32,914                              | 10%   |   |       |  |  |
| 06                                | 24,670                          | 21                         | 356                            | 651                                    | 25,698                             | 180                       | 2,742             | 28,440                        | 2,190                      | 1,988                          | 690                                      | 651                   | 0               | 648                       | 2,732             | 06     | 31,172                              |       |   |       |  |  |
| 07                                | 25,698                          | 23                         | 312                            | 676                                    | 26,709                             | 191                       | 2,934             | 29,642                        | 2,328                      | 2,114                          | 885                                      | 676                   | 0               | 552                       | 3,284             | 07     | 32,927                              |       |   |       |  |  |
| 08                                | 26,709                          | 24                         | 245                            | 701                                    | 27,678                             | 202                       | 3,136             | 30,814                        | 2,457                      | 2,231                          | 1,082                                    | 701                   | 0               | 448                       | 3,732             | 08     | 34,546                              |       |   |       |  |  |
| 09                                | 27,678                          | 26                         | 231                            | 726                                    | 28,661                             | 212                       | 3,348             | 32,009                        | 2,578                      | 2,340                          | 1,170                                    | 726                   | 0               | 444                       | 4,176             | 09     | 36,186                              |       |   |       |  |  |
| 10                                | 28,661                          | 28                         | 230                            | 751                                    | 29,670                             | 223                       | 3,571             | 33,241                        | 2,701                      | 2,451                          | 1,168                                    | 751                   | 0               | 532                       | 4,708             | 10     | 37,949                              |       |   |       |  |  |
| 11                                | 29,670                          | 30                         | 231                            | 777                                    | 30,708                             | 234                       | 3,805             | 34,513                        | 2,834                      | 2,570                          | 1,229                                    | 777                   | 0               | 564                       | 5,271             | 11     | 39,785                              |       |   |       |  |  |
| 12                                | 30,708                          | 32                         | 224                            | 804                                    | 31,768                             | 246                       | 4,051             | 35,819                        | 2,972                      | 2,694                          | 1,290                                    | 804                   | 0               | 600                       | 5,871             | 12     | 41,690                              |       |   |       |  |  |
| 13                                | 31,768                          | 34                         | 215                            | 832                                    | 32,849                             | 258                       | 4,309             | 37,158                        | 3,114                      | 2,822                          | 1,352                                    | 832                   | 0               | 639                       | 6,510             | 13     | 43,668                              |       |   |       |  |  |
| 14                                | 32,849                          | 37                         | 206                            | 859                                    | 33,951                             | 270                       | 4,579             | 38,530                        | 3,263                      | 2,956                          | 1,417                                    | 859                   | 0               | 679                       | 7,189             | 14     | 45,719                              |       |   |       |  |  |
| 15                                | 33,951                          | 39                         | 195                            | 888                                    | 35,073                             | 284                       | 4,863             | 39,935                        | 3,417                      | 3,094                          | 1,484                                    | 888                   | 0               | 722                       | 7,911             | 15     | 47,846                              |       |   |       |  |  |
| Cumulative Totals                 |                                 |                            |                                |  |                                    |                           |                   |                               |                            |                                |  |                       |                 |                           |                   |        |                                     |       |   |       |  |  |
| Proj. for 2005-2015               |                                 |                            |                                |  |                                    |                           |                   |                               |                            | 321                            | 2,919                                    | 8,306                 |                 | 1,848                     | 29,901            | 27,732 | 12,375                              | 8,306 | 0 | 7,052 |  |  |

| Assumptions      | Total Return - Inflation | Total Real Return | Statutory Return |         |        |       |            |
|------------------|--------------------------|-------------------|------------------|---------|--------|-------|------------|
| 10% FY 2005      | -5.26%                   | 2.67%             | -7.93%           | 10%     | 5.31%  |       |            |
| 25% FY 2005      | -0.14%                   | 2.67%             | -2.81%           | 25%     | 6.90%  |       |            |
| Mid FY 2005 (8)  | 7.61%                    | 2.67%             | 4.34%            | Mid (8) | 6.24%  |       |            |
| 25% FY 2005      | 15.35%                   | 2.67%             | 12.66%           | 25%     | 11.18% |       |            |
| 10% FY 2005      | 20.58%                   | 2.67%             | 17.91%           | 10%     | 13.06% |       |            |
| FY 2006-2015 (9) |                          |                   |                  | 7.61%   | 2.60%  | 5.01% | 7.04% (10) |

| Income year-to-date as of January 31, 2005                  |            |
|---|------------|
| <b>FY05 Statutory net income</b>                            |            |
| Interest, dividends, real estate & other income             | \$ 472.3   |
| Realized gains on the sale of invested assets               | 542.8      |
| Less operating expenses                                     | (31.4)     |
| Statutory net income  | \$ 983.7   |
| <b>FY05 GAAP (accounting) net income</b>                    |            |
| Statutory net income  | \$ 983.7   |
| Adjustment for unrealized gains (losses) on invested assets | 922.9      |
| Accounting net income (loss)                                | \$ 1,906.6 |

**Notes to financial results and projections FY77 - FY15:**

(1) Appropriations include special general fund and earnings reserve appropriations to principal, royalty settlement earnings transferred to principal per AS 37 13 145(d), and other miscellaneous appropriations to principal

(2) Represents a final adjustment to principal based on reconciliation of State of AK v. Amerada Hess et al royalty case

(3) FY03 Senate Bill 100 transferred \$354 million from realized earnings account to principal

(4) Senate Bill 283 defines the FY03 special appropriation of \$354 as pre FY04 inflation proofing and appropriates the remaining \$170 million needed to fully inflation proof contributions and appropriations in FY04. An additional \$15 million in settlement earnings (earnings above inflation) is appropriated to principal per AS 37 13 145(d)

(5) Statutory inflation proofing for FY04 is based on the inflation rate of 2.28%, or \$524 million (\$374 million pre inflation proofing plus \$170 million FY04 appropriation)

(6) Accounting net income is statutory net income plus the net change in unrealized gains (losses) and settlement earnings. Statutory net income is realized earnings less settlement earnings and is used to calculate the annual dividend transfer

(7) Total Fund equals reserved fund balance plus the realized earnings account

(8) Based on 2004 Calfan capital market assumptions and a range of expected returns based on the probability of the return outcomes

(9) Based on 2004 Calfan capital market assumptions and median expected returns (the mid case). Actual results will vary from projections

| PERFORMANCE SUMMARY<br>(preliminary as of January 31, 2005) | Current       | Last 3       | Fiscal       | Calendar      | Last 12      | Last 3       | Last 5       |
|---|---------------|--------------|--------------|---------------|--------------|--------------|--------------|
|   | Month         | Months       | Y-T-D        | Y-T-D         | Months       | Years        | Years        |
| Alaska CDs  | 0.19%         | 0.53%        | 1.05%        | 0.19%         | 1.63%        | 1.84%        | 3.16%        |
| Domestic Fixed Income                                       | 0.66%         | 0.92%        | 4.84%        | 0.66%         | 4.19%        | 6.11%        | 7.75%        |
| Non-Domestic Fixed Income                                   | -0.92%        | 3.45%        | 9.6%         | -0.92%        | 9.25%        | 12.56%       | 8.43%        |
| Domestic Equities   | -2.52%        | 5.83%        | 4.95%        | -2.52%        | 6.95%        | 4.82%        | -0.26%       |
| Non-Domestic Equities                                       | -1.75%        | 8.98%        | 13.20%       | -1.75%        | 14.24%       | 12.44%       | -0.23%       |
| Real Estate   | -4.23%        | 1.30%        | 12.10%       | -4.23%        | 16.59%       | 15.06%       | 13.82%       |
| Absolute Return   | N/A           | 3.00%        |              |               |              |              |              |
| <b>Total Fund</b>   | <b>-1.54%</b> | <b>4.46%</b> | <b>7.30%</b> | <b>-1.54%</b> | <b>8.38%</b> | <b>8.21%</b> | <b>4.09%</b> |
| Total Fund Return Benchmark                                 | -1.36%        | 4.49%        | 7.59%        | -1.36%        | 8.82%        | 8.18%        | 3.58%        |

For more information see [www.apfc.org](http://www.apfc.org)

provided by Sen. B. Stevens  
4/4/05

Effect of "One-Time" Earnings Reserve Account Withdrawal in FY06 on the Dividend Check

|                           | FY06  | FY07  | FY08  | FY09  | FY10  | FY11  | FY12  | FY13  | FY14  | FY15  | FY16  | FY17  | FY18  | FY19  | FY20  | 15 Year Total w/ % change |
|---------------------------|-------|-------|-------|-------|-------|-------|-------|-------|-------|-------|-------|-------|-------|-------|-------|---------------------------|
| <b>\$250 million draw</b> |       |       |       |       |       |       |       |       |       |       |       |       |       |       |       |                           |
| Status Quo Dividend Check | 1,080 | 1,380 | 1,680 | 1,800 | 1,780 | 1,850 | 1,930 | 2,000 | 2,070 | 2,150 | 2,230 | 2,310 | 2,390 | 2,480 | 2,560 | 29,690                    |
| w/ Draw Dividend Check    | 1,080 | 1,377 | 1,674 | 1,791 | 1,768 | 1,835 | 1,914 | 1,984 | 2,053 | 2,132 | 2,212 | 2,291 | 2,370 | 2,450 | 2,539 | 29,478                    |
| difference                | 0     | (3)   | (6)   | (9)   | (12)  | (15)  | (16)  | (16)  | (17)  | (18)  | (18)  | (19)  | (20)  | (20)  | (21)  | (212)                     |
| Cumulative Change         |       | (3)   | (9)   | (19)  | (31)  | (46)  | (62)  | (79)  | (96)  | (114) | (132) | (151) | (171) | (192) | (212) | -0.7%                     |
| <b>\$350 million draw</b> |       |       |       |       |       |       |       |       |       |       |       |       |       |       |       |                           |
| Status Quo Dividend Check | 1,080 | 1,380 | 1,680 | 1,800 | 1,780 | 1,850 | 1,930 | 2,000 | 2,070 | 2,150 | 2,230 | 2,310 | 2,390 | 2,480 | 2,560 | 29,690                    |
| w/ Draw Dividend Check    | 1,080 | 1,376 | 1,671 | 1,787 | 1,763 | 1,828 | 1,907 | 1,977 | 2,046 | 2,125 | 2,204 | 2,283 | 2,362 | 2,452 | 2,531 | 29,393                    |
| difference                | 0     | (4)   | (9)   | (13)  | (17)  | (22)  | (23)  | (23)  | (24)  | (25)  | (26)  | (27)  | (28)  | (28)  | (29)  | (297)                     |
| Cumulative Change         |       | (4)   | (13)  | (26)  | (43)  | (64)  | (87)  | (110) | (135) | (160) | (185) | (212) | (240) | (268) | (297) | -1.0%                     |
| <b>\$450 million draw</b> |       |       |       |       |       |       |       |       |       |       |       |       |       |       |       |                           |
| Status Quo Dividend Check | 1,080 | 1,380 | 1,680 | 1,800 | 1,780 | 1,850 | 1,930 | 2,000 | 2,070 | 2,150 | 2,230 | 2,310 | 2,390 | 2,480 | 2,560 | 29,690                    |
| w/ Draw Dividend Check    | 1,080 | 1,375 | 1,669 | 1,784 | 1,758 | 1,822 | 1,901 | 1,970 | 2,039 | 2,118 | 2,197 | 2,276 | 2,355 | 2,443 | 2,523 | 29,308                    |
| difference                | 0     | (5)   | (11)  | (16)  | (22)  | (28)  | (29)  | (30)  | (31)  | (32)  | (33)  | (34)  | (35)  | (37)  | (37)  | (382)                     |
| Cumulative Change         |       | (5)   | (16)  | (33)  | (55)  | (83)  | (112) | (142) | (173) | (205) | (238) | (273) | (308) | (345) | (382) | -1.3%                     |

provided by Sen. B. Stevens  
4/4/05

## MAT-SU BOROUGH PRIORITY ELEMENTARY SCHOOLS

### **Settlers Bay Elementary**

This is a new prototype elementary school to go out to the southwest of the core out KGB Road. MSB site selection committee has a Borough owned section in mind. This project is already on the DEED priority list and we will reuse last year's application.

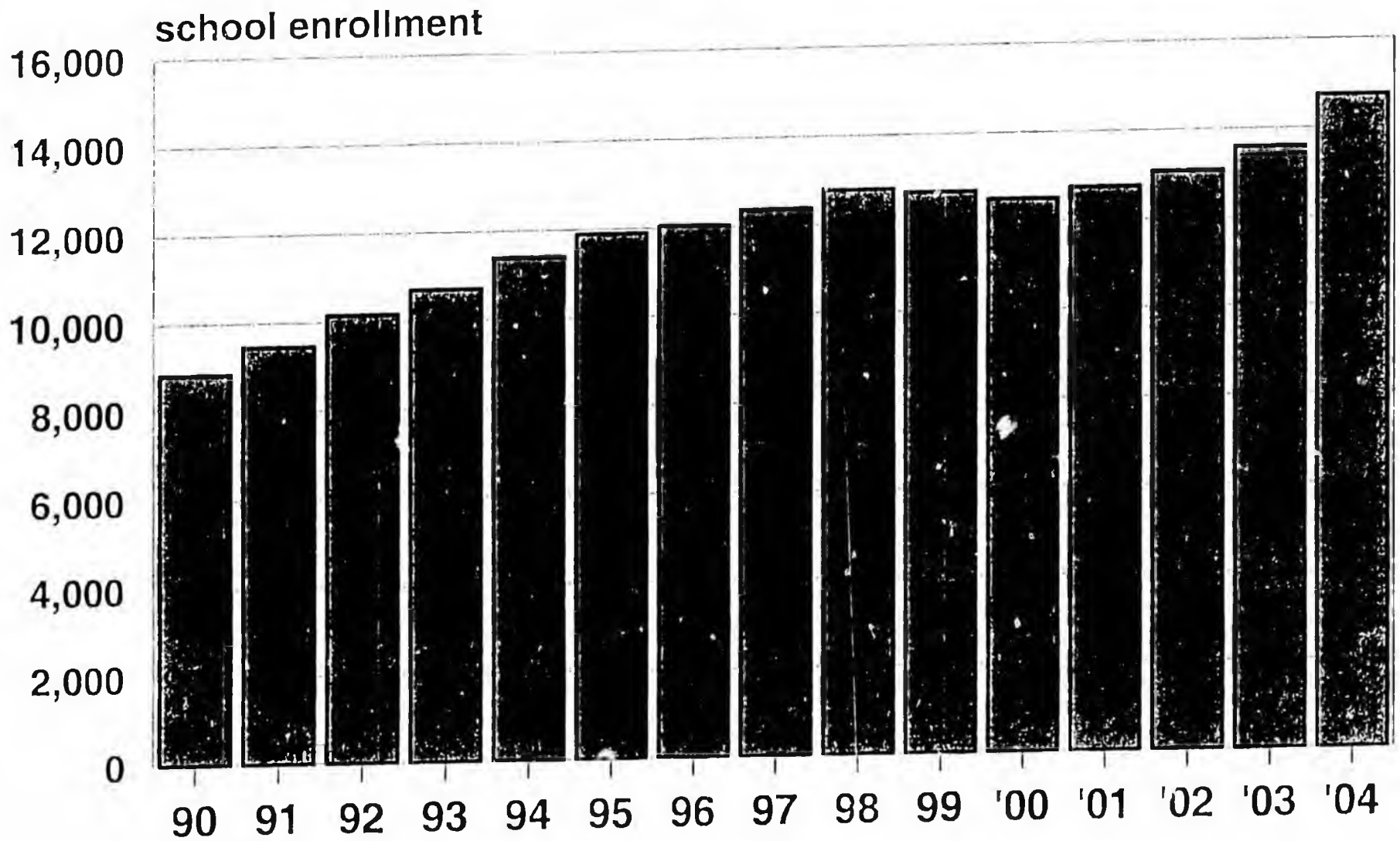
### **South Palmer Elementary School**

This is a new prototype elementary school to go in the Springer loop area south of Palmer. This is an all-new project. A site selection has been requested through the MSB Planning Department.

### **South Trunk Road Elementary School**

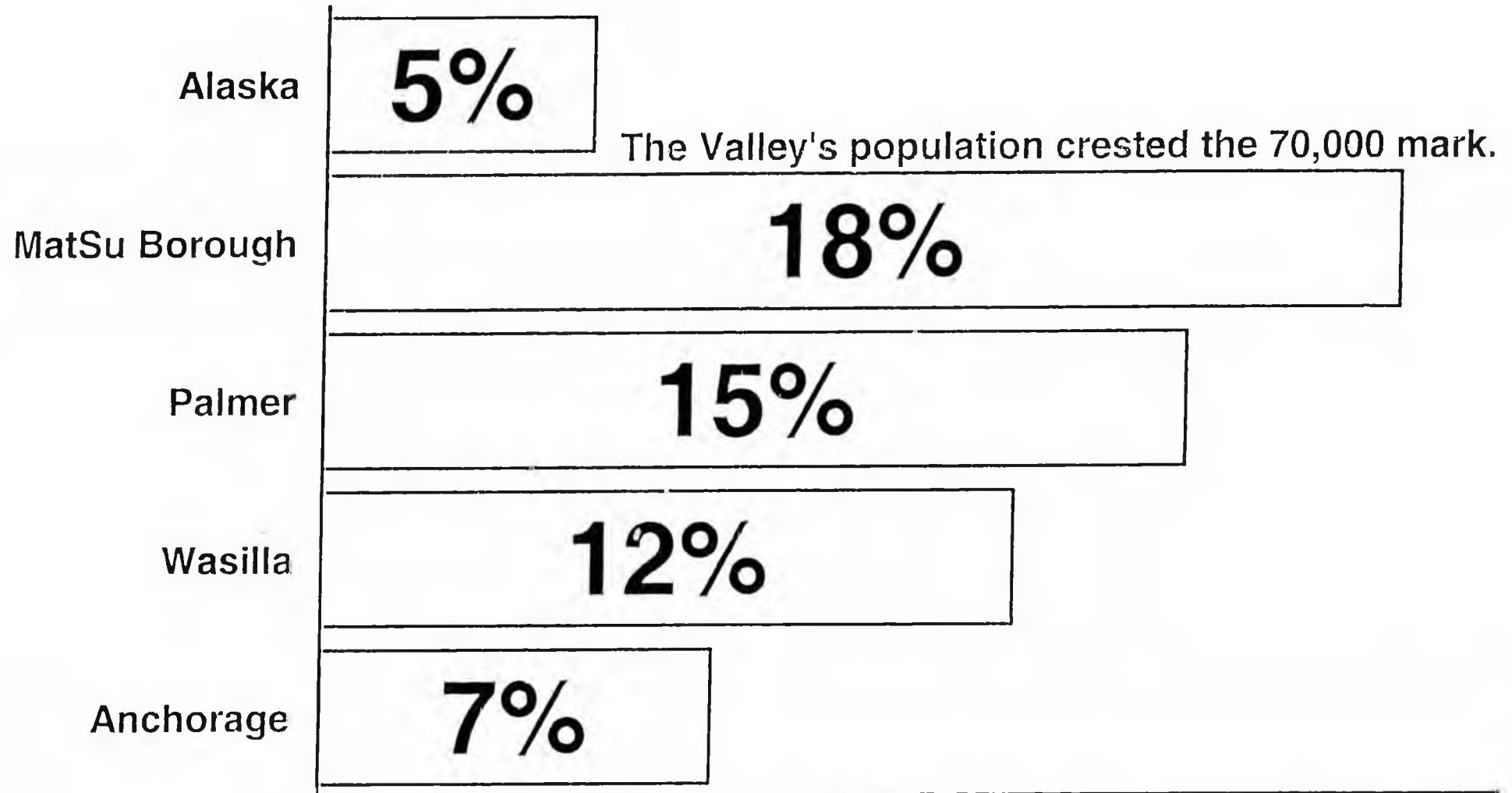
This is a new prototype elementary school to go in the vicinity of the new Valley Hospital. This is an all-new project. A site selection has been requested through the MSB Planning Department. This will quite likely involve consideration of obtaining land from the University.

# The Valley Is One Of Few Places Where School Enrollment Keeps Climbing



Provided by Senator B. Stevens

# The Valley's Population Is Also A Major Factor



The Valley's population crested the 70,000 mark.

(2000-2004)

Provided by Senator B. Stevens

State of Alaska  
 Department of Education and Early Development  
 Capital Improvement Projects (FY2006)  
 Major Maintenance Grant Fund

Final Agency Decision

| Mar 11 | Dec 15 | Nov 5 | School District  | Project Name   | Amount Requested | Eligible Amount | EED Recommended Amount | Participating Share | State Share  | Aggregate Amount |
|--------|--------|-------|------------------|--|------------------|-----------------|------------------------|---------------------|--------------|------------------|
| 1      | 1      | 1     | Yakutat City     | Yakutat Elementary Emergency Repairs                           | \$573,816        | \$598,036       | \$598,036              | \$179,411           | \$418,625    | \$418,625        |
| 2      | 2      | 2     | Chugach          | Talillek School Sprinkler Repair                               | \$53,065         | \$53,065        | \$53,065               | \$1,061             | \$52,004     | \$470,629        |
| 3      | 3      | 3     | Anchorage        | Chester Valley Elementary School Renovation                    | \$11,000,000     | \$10,308,744    | \$9,558,744            | \$2,867,623         | \$6,691,121  | \$7,161,750      |
| 4      | 4      | 4     | Northwest Arctic | Shungnak K-12 Renovation, Phase 2                              | \$3,032,311      | \$3,032,311     | \$3,032,311            | \$303,231           | \$2,729,080  | \$9,890,830      |
| 5      | 5      | 5     | Chugach          | Talillek School Roof Replacement                               | \$246,122        | \$224,854       | \$224,854              | \$4,497             | \$220,357    | \$10,111,187     |
| 6      | 6      | 6     | Northwest Arctic | Doering K-12 Renovation, Phase 1                               | \$2,055,966      | \$2,055,966     | \$2,055,966            | \$205,597           | \$1,850,369  | \$11,961,556     |
| 7      | 7      | 7     | Kenai Peninsula  | Roof Upgrades - Kenai Central JIS & Homer MS                   | \$426,644        | \$426,644       | \$426,644              | \$127,903           | \$298,651    | \$12,260,207     |
| 8      | 8      | 8     | Northwest Arctic | Kivalina K-12 Renovation                                       | \$1,434,147      | \$1,434,147     | \$1,434,147            | \$143,415           | \$1,290,732  | \$13,550,939     |
| 9      | 9      | 9     | Copper River     | Kenny Lake High School Upgrade                                 | \$1,347,673      | \$1,347,673     | \$1,347,673            | \$26,953            | \$1,320,720  | \$14,871,659     |
| 10     | 10     | 10    | Iditarod Area    | Innoko River School Tank Farm Pipeline & Remediation, Shageluk | \$240,000        | \$240,000       | \$240,000              | \$4,800             | \$235,200    | \$15,106,859     |
| 11     | 11     | 11    | Yukon-Koyukuk    | Allakaket Restroom Renovation                                  | \$380,376        | \$299,177       | \$299,177              | \$5,984             | \$293,193    | \$15,400,052     |
| 12     | 12     | 12    | Nenana City      | Nenana Fire Sprinkler Installation                             | \$552,371        | \$573,338       | \$573,338              | \$28,667            | \$544,671    | \$15,944,723     |
| 13     | 13     | 13    | Yukon-Koyukuk    | Kallag Exterior Siding Replacement                             | \$322,140        | \$322,140       | \$322,140              | \$6,443             | \$315,697    | \$16,260,420     |
| 14     | 14     | 14    | Mat-Su Borough   | Fire Alarm Upgrade, Palmer Junior / Middle School              | \$428,960        | \$428,960       | \$428,960              | \$128,688           | \$300,272    | \$16,560,692     |
| 15     | 15     | 15    | Yukon-Koyukuk    | Huslia Elementary Renovation                                   | \$662,894        | \$662,894       | \$662,894              | \$13,258            | \$649,636    | \$17,210,328     |
| 16     | 16     | 16    | Wrangell City    | Wrangell Districtwide Major Maintenance                        | \$2,809,076      | \$2,809,076     | \$2,809,076            | \$842,723           | \$1,966,353  | \$19,176,681     |
| 17     | 17     | 17    | Lower Kuskokwim  | P.T. Albert K-12 Structural & Code Repairs, Tununak            | \$724,185        | \$724,185       | \$724,185              | \$14,484            | \$709,701    | \$19,886,382     |
| 18     | 18     | 18    | Annette Island   | Mellakalla Middle School Electrical & Plumbing Repair          | \$496,237        | \$496,237       | \$496,237              | \$9,925             | \$486,312    | \$20,372,694     |
| 19     | 19     | 19    | Anchorage        | Sand Lake Elementary School Renovation                         | \$9,500,000      | \$9,661,905     | \$8,911,905            | \$2,673,571         | \$6,238,334  | \$26,611,028     |
| 20     | 20     | 20    | Lake & Peninsula | Districtwide Mechanical Heating / Waste Heat Upgrade           | \$1,981,337      | \$1,981,337     | \$1,981,337            | \$198,134           | \$1,783,203  | \$28,394,231     |
| 21     | 21     | 21    | Nenana City      | Nenana Major Maintenance                                       | \$733,936        | \$733,936       | \$733,936              | \$36,697            | \$697,239    | \$24,091,470     |
| 22     | 22     | 22    | Lower Kuskokwim  | Kilbuck Elementary Deferred Maintenance, Belhel                | \$24,746,495     | \$24,746,495    | \$24,746,495           | \$194,930           | \$24,551,565 | \$53,343,035     |
| 23     | 23     | 23    | Iditarod Area    | Holy Cross School Vocational Education Shop Upgrade            | \$213,312        | \$213,312       | \$213,312              | \$4,266             | \$209,046    | \$53,552,081     |

State of Alaska  
 Department of Education and Early Development  
 Capital Improvement Projects (FY2006)  
 Major Maintenance Grant Fund

Final Agency Decision

| Mar 11 | Dec 15 | Nov 5 | School District     | Project Name  | Amount Requested | Eligible Amount | EED Recommended Amount | Participating Share | State Share | Aggregate Amount |
|--------|--------|-------|---------------------|---|------------------|-----------------|------------------------|---------------------|-------------|------------------|
| 24     | 24     | 0     | Denali Borough      | Cantwell School Sprinkler Installation, Fire Alarm Upgrade & New Well | \$608,077        | \$608,077       | \$608,077              | \$182,423           | \$425,654   | \$53,977,735     |
| 25     | 25     | 24    | Anchorage           | Turnagain Elementary School Renovation                                | \$12,900,000     | \$12,900,000    | \$12,900,000           | \$3,870,000         | \$9,030,000 | \$63,097,735     |
| 26     | 26     | 25    | Saint Marys         | Andreafski High School Code Upgrades                                  | \$320,473        | \$320,473       | \$320,473              | \$16,024            | \$304,449   | \$63,312,184     |
| 27     | 27     | 26    | Iditarod Area       | Districtwide Life Safety Upgrades                                     | \$603,943        | \$603,943       | \$603,943              | \$12,079            | \$591,864   | \$63,904,048     |
| 28     | 28     | 27    | Juneau City Borough | Glacier Valley Elementary Renovation                                  | \$5,995,006      | \$5,995,006     | \$5,995,006            | \$1,798,502         | \$4,196,504 | \$68,100,552     |
| 29     | 29     | 28    | Yukon Flats         | Fort Yukon Gym Renovation   | \$6,357,077      | \$4,166,734     | \$4,166,734            | \$83,335            | \$4,083,399 | \$72,183,951     |
| 30     | 30     | 29    | Copper River        | Glennallen High School Upgrade  | \$1,486,281      | \$1,486,281     | \$1,486,281            | \$29,726            | \$1,456,555 | \$73,640,506     |
| 31     | 31     | 30    | Sitka City Borough  | Blatchley Middle School Major Maintenance                             | \$5,388,554      | \$5,388,554     | \$5,388,554            | \$1,616,566         | \$3,771,988 | \$77,412,494     |
| 32     | 32     | 31    | Lower Kuskokwim     | Z.J. Williams Memorial K-12 Structural Repairs, Napaskiak             | \$965,064        | \$965,064       | \$965,064              | \$19,301            | \$945,763   | \$78,358,257     |
| 33     | 33     | 32    | Anchorage           | Inlet View Elementary School Renovation                               | \$7,700,000      | \$4,828,500     | \$4,828,500            | \$1,448,550         | \$3,379,950 | \$81,738,207     |
| 34     | 34     | 33    | Bering Strait       | Brevig Mission K-12 School Major Maintenance                          | \$5,575,315      | \$5,177,701     | \$5,177,701            | \$103,554           | \$5,074,147 | \$86,812,354     |
| 35     | 35     | 34    | Chatham             | Gustavus School Renovation  | \$2,336,631      | \$2,061,484     | \$2,061,484            | \$41,230            | \$2,020,254 | \$88,832,608     |
| 36     | 36     | 35    | Yukon-Koyukuk       | Districtwide Fire Alarm System Upgrade                                | \$167,889        | \$167,889       | \$167,889              | \$3,358             | \$164,531   | \$93,997,139     |
| 37     | 37     | 0     | Denali Borough      | Anderson School Sepsic Leachfield Replacement                         | \$259,343        | \$259,343       | \$259,343              | \$77,803            | \$181,540   | \$89,178,679     |
| 38     | 38     | 36    | Sitka City Borough  | Sitka High School Vocational Education Major Maintenance              | \$877,762        | \$389,537       | \$389,537              | \$116,861           | \$272,676   | \$89,451,355     |
| 39     | 39     | 37    | Mat-Su Borough      | Wasilla High School Remodel, Phase 3                                  | \$3,394,302      | \$3,394,302     | \$3,394,302            | \$1,018,291         | \$2,376,011 | \$91,827,366     |
| 40     | 40     | 38    | Lower Kuskokwim     | Eek K-12 Deferred Maintenance   | \$2,310,044      | \$2,012,129     | \$2,012,129            | \$40,243            | \$1,971,886 | \$93,799,252     |
| 41     | 41     | 39    | Yukon Flats         | Circle School Soil Remediation  | \$463,940        | \$463,940       | \$463,940              | \$9,279             | \$454,661   | \$94,253,913     |
| 42     | 42     | 40    | Kenai Peninsula     | Districtwide Arsenic Water Treatment                                  | \$987,500        | \$987,500       | \$987,500              | \$296,250           | \$691,250   | \$94,945,163     |
| 43     | 43     | 41    | Lake & Peninsula    | Roof, Siding & Window Replacement - Six Schools                       | \$2,710,546      | \$2,968,300     | \$2,968,300            | \$296,830           | \$2,671,470 | \$97,616,633     |
| 44     | 44     | 42    | Yakutat City        | Yakutat Elementary School Kitchen Upgrade                             | \$308,298        | \$308,298       | \$308,298              | \$92,489            | \$215,809   | \$97,832,442     |
| 45     | 45     | 43    | Yukon-Koyukuk       | Districtwide Sprinkler System Installation                            | \$4,517,668      | \$4,517,668     | \$4,517,668            | \$90,353            | \$4,427,315 | \$102,259,757    |
| 46     | 46     | 44    | Aleutians East      | Districtwide Playground Upgrades                                      | \$259,836        | \$259,836       | \$259,836              | \$77,951            | \$181,885   | \$102,441,642    |
| 47     | 47     | 45    | Alaska Gateway      | Dot Lake School Mechanical Upgrade                                    | \$1,068,736      | \$1,109,304     | \$1,109,304            | \$22,186            | \$1,087,118 | \$103,528,760    |

State of Alaska  
 Department of Education and Early Development  
 Capital Improvement Projects (FY2006)  
 Major Maintenance Grant Fund

Final Agency Decision

| Mar 11 | Dec 15 | Nov 5 | School District    | Project Name  | Amount Requested | Eligible Amount | EED Recommended Amount | Participating Share | State Share | Aggregate Amount |
|--------|--------|-------|--------------------|---|------------------|-----------------|------------------------|---------------------|-------------|------------------|
| 48     | 48     | 46    | Southeast Island   | Thorne Bay House Access Ramp                                    | \$144,301        | \$144,301       | \$144,301              | \$2,886             | \$141,415   | \$103,670,175    |
| 49     | 49     | 47    | Iditarod Area      | Blackwell School Showers & Bathroom Repair, Anvik               | \$82,400         | \$82,400        | \$82,400               | \$1,640             | \$80,757    | \$103,750,927    |
| 50     | 50     | 48    | Alaska Gateway     | Menlasta School Building Upgrades                               | \$1,785,907      | \$1,785,907     | \$1,785,907            | \$35,718            | \$1,750,189 | \$105,501,116    |
| 51     | 51     | 49    | Kenai Peninsula    | HVAC Controls - Five Schools                                    | \$375,000        | \$375,000       | \$375,000              | \$112,500           | \$262,500   | \$105,763,616    |
| 52     | 52     | 50    | Iditarod Area      | McGrath / Takotna Underground Storage Tank Replacements         | \$258,500        | \$258,500       | \$258,500              | \$5,170             | \$253,330   | \$106,016,946    |
| 53     | 53     | 51    | Lower Kuskokwim    | Mikelnguut Elitnaurviat Elementary Deferred Maintenance, Bethel | \$4,134,286      | \$4,134,286     | \$4,134,286            | \$82,686            | \$4,051,600 | \$110,068,546    |
| 54     | 54     | 52    | Lower Kuskokwim    | W Miller Memorial K-12 Deferred Maintenance, Napakiak           | \$4,561,164      | \$4,561,164     | \$4,561,164            | \$91,223            | \$4,469,941 | \$114,538,487    |
| 55     | 55     | 53    | Aleutians East     | Nelson Lagoon School Siding                                     | \$60,000         | \$60,000        | \$60,000               | \$18,000            | \$42,000    | \$114,580,487    |
| 56     | 56     | 36    | Lower Kuskokwim    | Ayaprun K-12 Water System Upgrade, Newtok                       | \$590,252        | \$590,252       | \$590,252              | \$11,805            | \$578,447   | \$115,158,934    |
| 57     | 57     | 54    | Sitka City Borough | Keel Jooshi Heen Elementary School Major Maintenance            | \$1,775,447      | \$1,775,447     | \$1,775,447            | \$532,634           | \$1,242,813 | \$116,401,747    |
| 58     | 58     | 55    | Anchorage          | Districtwide Sprinklers/Hazardous Materials/ADA Compliance      | \$3,700,000      | \$3,700,000     | \$3,700,000            | \$1,110,000         | \$2,590,000 | \$118,991,747    |
| 59     | 59     | 56    | Iditarod Area      | McGrath School Roof Repair                                      | \$32,600         | \$32,600        | \$32,600               | \$652               | \$31,948    | \$119,023,695    |
| 60     | 60     | 57    | Lower Kuskokwim    | Rocky Mountain K-12 Deferred Maintenance, Goodnews Bay          | \$2,181,226      | \$2,181,226     | \$2,181,226            | \$43,625            | \$2,137,601 | \$121,161,296    |
| 61     | 61     | 58    | Anchorage          | Districtwide Mechanical Projects                                | \$8,620,000      | \$8,620,000     | \$8,620,000            | \$2,586,000         | \$6,034,000 | \$127,195,296    |
| 62     | 62     | 59    | Anchorage          | Districtwide Roof Replacement                                   | \$2,015,000      | \$2,015,000     | \$2,015,000            | \$604,500           | \$1,410,500 | \$128,605,796    |
| 63     | 63     | 60    | Lower Kuskokwim    | Nunlwarmlut K-12 Deferred Maintenance, Mekoryuk                 | \$1,818,098      | \$1,818,098     | \$1,818,098            | \$36,362            | \$1,781,736 | \$130,387,532    |
| 64     | 64     | 61    | Lower Kuskokwim    | Akula Elitnaurvik K-12 Deferred Maintenance, Kasigluk           | \$1,914,704      | \$1,914,704     | \$1,914,704            | \$38,294            | \$1,876,410 | \$132,263,912    |
| 65     | 65     | 62    | Lake & Peninsula   | Gym Floor Replacement / Upgrade - Nine Schools                  | \$10,900,888     | \$3,172,093     | \$3,172,093            | \$317,209           | \$2,854,884 | \$135,118,826    |
| 66     | 66     | 63    | Anchorage          | Districtwide Electrical Upgrades                                | \$1,668,000      | \$1,668,000     | \$1,668,000            | \$500,400           | \$1,167,600 | \$136,286,426    |
| 67     | 67     | 64    | Anchorage          | Districtwide Minor Building Renewal                             | \$2,711,000      | \$2,711,000     | \$2,711,000            | \$613,300           | \$1,897,700 | \$138,184,126    |
| 68     | 68     | 65    | Lower Kuskokwim    | L. Angapak Memorial K-12 Deferred Maintenance, Tunululiak       | \$1,470,535      | \$1,470,535     | \$1,470,535            | \$29,411            | \$1,441,124 | \$139,625,250    |
| 69     | 69     | 66    | Lower Kuskokwim    | Qugecuun Memorial K-12 Deferred Maintenance, Oscarville         | \$218,150        | \$218,150       | \$218,150              | \$4,363             | \$213,787   | \$139,839,037    |

State of Alaska  
 Department of Education and Early Development  
 Capital Improvement Projects (FY2006)  
 Major Maintenance Grant Fund

Final Agency Decision

| Mar 11  | Dec 15 | Nov 5 | School District | Project Name  | Amount Requested | Eligible Amount | EED Recommended Amount | Participating Share | State Share   | Aggregate Amount |
|---------|--------|-------|-----------------|---|------------------|-----------------|------------------------|---------------------|---------------|------------------|
| 70      | 70     | 67    | Anchorage       | Districtwide Security System Upgrades                     | \$4,800,000      | \$2,711,543     | \$2,711,543            | \$813,463           | \$1,098,080   | \$141,737,117    |
| 71      | 71     | 68    | Iditarod Area   | Innoko River School Water Damage & Floor Repair, Shageluk | \$65,000         | \$65,000        | \$65,000               | \$1,300             | \$63,700      | \$141,800,817    |
| TOTALS: |        |       |                 |   | \$187,405,806    | \$170,779,501   | \$169,279,501          | \$27,478,684        | \$141,800,817 |                  |