

HB

31

HOUSE COMMITTEE REPORT

(7)

Date Referred to Committee: January 21, 2003

FURTHER REFERRALS: Judiciary

Date of Committee Action: March 25, 2003

The STATE AFFAIRS Committee considered:

HB 31

HOUSE BILL NO. 31

INITIATIVE/REFERENDUM PETITIONS

"An Act relating to initiative and referendum petitions; and providing for an effective date."

Recommends it be replaced with HCS or CS for _____ (_____)
 For Senate Bills with new title: Technical Title New Title: HCR _____ Same Title New Title

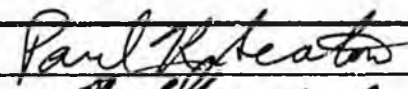
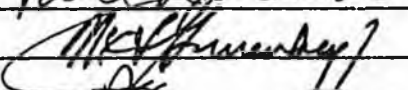
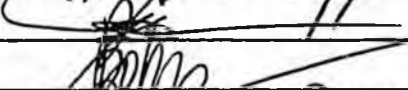
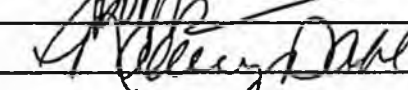

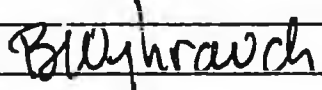
- attach amendments
- add new referral to _____ Committee
- Letter of Intent _____ Committee

List of
Abbrev
for
Depts.:

- ADM
- CEC
- COR
- CKT
- EED
- DEC
- DFG
- GOV
- HSS
- LAA
- LAW
- LWF
- MVA
- DNR
- DPS
- REV
- DOT
- UA

| <u>NEW FISCAL NOTES</u> | | | | |
|-----------------------------------|------|--------|--------|------|
| *Assigned by Chief Clerk's Office | | | | |
| List by Dept(s): | *FN# | Fiscal | Indet. | Zero |
| Gov | | | | ✓ |
| | | | | |
| | | | | |
| | | | | |
| | | | | |
| | | | | |
| | | | | |
| | | | | |
| | | | | |
| | | | | |
| | | | | |
| | | | | |
| | | | | |
| | | | | |
| | | | | |
| | | | | |
| | | | | |
| | | | | |
| | | | | |
| | | | | |
| | | | | |
| | | | | |

| <u>PREVIOUS FISCAL NOTES</u> | | | | |
|------------------------------|-----|--------|--------|------|
| List by Dept(s): | FN# | Fiscal | Indet. | Zero |
| | | | | |
| | | | | |
| | | | | |
| | | | | |
| | | | | |
| | | | | |
| | | | | |
| | | | | |
| | | | | |
| | | | | |
| | | | | |
| | | | | |
| | | | | |
| | | | | |
| | | | | |
| | | | | |
| | | | | |
| | | | | |
| | | | | |
| | | | | |
| | | | | |
| | | | | |
| | | | | |

| <u>Signing with recommendations</u> | Printed Last Name | DP | DNP | NR | AM |
|--|-------------------|----|-----|----|----|
|  | Seaton | | | ✓ | |
|  | Greenberg | | | ✓ | |
|  | HOLM | ✓ | | | |
|  | LYNN | | | ✓ | |
|  | Dahlstrom | | | ✓ | |
| | | | | | |
| | | | | | |
| | | | | | |
| | | | | | |
| Chair:  | Weyhrauch | ✓ | | | |
| Chair: | | | | | |

FISCAL NOTE

STATE OF ALASKA
2003 LEGISLATIVE SESSION

Fiscal Note Number: _____
 Bill Version: HB31
 () Publish Date: _____

Revision Date/Time (Note if correction): _____ Dept. Affected: OOG
 Title An Act relating to initiatives BRU Elections
 Component Elections
 Sponsor Representative Williams
 Requester House State Affairs Component No. 21

Expenditures/Revenues (Thousands of Dollars)

Note: Amounts do not include inflation unless otherwise noted below.

| OPERATING EXPENDITURES | FY 2004 | FY 2005 | FY 2006 | FY 2007 | FY 2008 | FY 2009 |
|------------------------|------------|------------|------------|------------|------------|------------|
| Personal Services | | | | | | |
| Travel | | | | | | |
| Contractual | | | | | | |
| Supplies | | | | | | |
| Equipment | | | | | | |
| Land & Structures | | | | | | |
| Grants & Claims | | | | | | |
| Miscellaneous | | | | | | |
| TOTAL OPERATING | 0.0 | 0.0 | 0.0 | 0.0 | 0.0 | 0.0 |

| | | | | | | |
|-----------------------------|--|--|--|--|--|--|
| CAPITAL EXPENDITURES | | | | | | |
|-----------------------------|--|--|--|--|--|--|

| | | | | | | |
|-------------------------------|--|--|--|--|--|--|
| CHANGE IN REVENUES () | | | | | | |
|-------------------------------|--|--|--|--|--|--|

FUND SOURCE (Thousands of Dollars)

| | | | | | | |
|---|------------|------------|------------|------------|------------|------------|
| 1002 Federal Receipts | | | | | | |
| 1003 GF Match | | | | | | |
| 1004 GF | | | | | | |
| 1005 GF/Program Receipts | | | | | | |
| 1037 GF/Mental Health | | | | | | |
| Other (Specify Type--Do not abbreviate) | | | | | | |
| TOTAL | 0.0 | 0.0 | 0.0 | 0.0 | 0.0 | 0.0 |

Estimate of any current year (FY2003) cost: 0.0
 Mark this box (X) if funding for this bill is included in the Governor's FY 2004 budget proposal:

POSITIONS

| | | | | | | |
|-----------|--|--|--|--|--|--|
| Full-time | | | | | | |
| Part-time | | | | | | |
| Temporary | | | | | | |

ANALYSIS: (Attach a separate page if necessary)

The division would be able to create a spreadsheet using information from VREMS and official election returns to calculate the new district percentage requirements of the bill. This would require minimal staff time. A report would be created showing district by district numbers and percentages. This in-house report would not have an additional fiscal impact on the division.

Prepared by: Lauri Allred Phone 465-5347
 Division: Division of Elections Date/Time 2/28/03 9:54 AM
 Approved by: Linda J. Perez, Director Date 2/28/2003
 Agency: Office of the Governor, Administrative Services

Alaska State Legislature

Co-Chair
House Finance Committee
Subcommittee Chair
Environmental Conservation
Courts



Representative William K. Williams

During Session:
State Capitol
Juneau, AK 99801-1182
(907) 465-3424
Fax (907) 465-3793

In Ketchikan:
50 Front Street, Suite 203
Ketchikan, AK 99901
(907) 247-4672
Fax (907) 225-8546

Sponsor Statement for HB 31/ HJR 5 Initiative and Referendum Petitions

“An Act relating to initiative and referendum petitions; and providing for an effective date”

House Bill 31 and House Joint Resolution 5 (“HB 31/ HJR 5”) were introduced to encourage broad, statewide support for the idea contained within an initiative before it gets on the ballot. By including voters from all parts of Alaska in the process, the legislation promotes awareness of initiatives to people throughout the state.

The legislation supports the letter and spirit of Article XI, Section 3, of the Alaska Constitution, which requires initiative sponsors to obtain a minimum of one signature from residents of at least two-thirds of the House Districts in the State of Alaska (27 districts). HB 31/HJR 5 proposes that initiative sponsors gather signatures from residents of at least three-quarters of House Districts (30 districts). The legislation also proposes that the total number of signatures in each of those districts amount to at least seven percent of the number of people who voted in the most recent election in that district. It does not change the constitution’s requirement that the total number of signatures statewide in support of an initiative or petition amount to at least ten percent of the number of people who voted in the most recent election. The legislation would put a proposed constitutional amendment on the ballot, leaving it to the people of the state to decide if these changes are warranted.

Contact: Tim Barry, Aide to Representative Bill Williams, at (907) 465-2812

ARTICLE XII

ferendum. The enact laws by the reject acts of the im.

iative or referen- lication contain- or the act to be hall be signed by qualified voters ed with the lieu- it in proper form of certification view. [Amend- 1970 - Effective

tification of the ning a summary be prepared by irculation by the ied voters, equal those who voted ction and resi- f the house dis- e filed with the lment approved ve October 10, d November 3, 1999]

i initiative peti- e. The lieuten- ballot title and e proposed law, e ballot for the more than one djourment of ring the filing. tially the same the petition is d August 25,

1970 - Effective October 10, 1970]

§ 5. Referendum Election. A referendum petition may be filed only within ninety days after adjournment of the legislative session at which the act was passed. The lieutenant governor shall prepare a ballot title and proposition summarizing the act and shall place them on the ballot for the first state-wide election held more than one hundred-eighty days after adjournment of that session. [Amendment approved August 25, 1970 - Effective October 10, 1970]

§ 6. Enactment. If a majority of the votes cast on the proposition favor its adoption, the initiated measure is enacted. If a majority of the votes cast on the proposition favor the rejection of an act referred, it is rejected. The lieutenant governor shall certify the election returns. An initiated law becomes effective ninety days after certification, is not subject to veto, and may not be repealed by the legislature within two years of its effective date. It may be amended at any time. An act rejected by referendum is void thirty days after certification. Additional procedures for the initiative and referendum may be prescribed by law. [Amendment approved August 25, 1970 - Effective October 10, 1970]

§ 7. Restrictions. The initiative shall not be used to dedicate revenues, make or repeal appropriations, create courts, define the jurisdiction of courts or prescribe their rules, or enact local or special legislation. The referendum shall not be applied to dedications of revenue, to appropriations, to local or special legislation, or to laws necessary for the immediate preservation of the public peace, health, or safety.

§ 8. Recall. All elected public officials in the State, except judicial officers, are subject to recall by the voters of the State or political subdivision from which elected. Procedures and grounds for recall shall be prescribed by the legislature.

ARTICLE XII

General Provisions

Sec.

1. State Boundaries.
2. Intergovernmental Relations.
3. Office of Profit.
4. Disqualification for Disloyalty.
5. Oath of Office.
6. Merit System.
7. Retirement Systems.
8. Residual Power.
9. Provisions Self-Executing.
10. Interpretation.
11. Law-Making Power.
12. Disclaimer and Agreement.
13. Consent to Act of Admission.
14. Approval of Federal Amendment to Statehood Act Affecting an Interest of the State Under that Act.

§ 1. State Boundaries. The State of Alaska shall consist of all the territory, together with the territorial waters appurtenant thereto, included in the Territory of Alaska upon the date of ratification of this constitution by the people of Alaska.

MEMORANDUM

TO: Committee Members
FROM: Tim Barry, Aide to Representative Bill Williams
RE: Statistical Data regarding Initiative Petition Signatures
DATE: 02/25/03

The attached spreadsheets include data regarding signatures gathered on the Initiatives that have been on the Alaska State ballot since 1998. The information was gathered by the Division of Elections, and includes the total number of additional signatures that would have been needed to meet the requirements of the proposed legislation, HB31/HJR5.

At the bottom of each page are four numbers. The first is the number of signatures statewide that are required to qualify an Initiative for the ballot, 10% of the number of people who voted in the most recent general election. The second is the number of signatures the Division of Elections verified and counted to reach the required threshold. The third is the number of signers whom the Division found to be unqualified to sign a petition, and the fourth is the total number of signatures gathered by Initiative supporters.

Also included in this packet are minutes from the Alaska Constitutional Convention. Edited only for brevity, this is all the recorded discussion at the Convention regarding what was to become Article XI of the Constitution, regarding Initiative, Referendum and Recall. A copy of this part of the Constitution is also included.

97BILL: Billboards (Passed 11/3/98, 160,922 to 61,401)

| Election District | Number of Signatures | Percent of 1996 Votes | Number of Additional Signatures Needed to Hit 7 Percent |
|-------------------|----------------------|-----------------------|---|
| 1 | 31 | 0.5 | |
| 2 | 103 | 10.4 | |
| 3 | 631 | 7.9 | |
| 4 | 409 | 5.4 | 122 |
| 5 | 163 | 2.7 | 261 |
| 6 | 101 | 1.9 | |
| 7 | 1095 | 14.9 | |
| 8 | 540 | 8.4 | |
| 9 | 346 | 5.9 | 60 |
| 10 | 1162 | 15.8 | |
| 11 | 1030 | 17.3 | |
| 12 | 1017 | 16.4 | |
| 13 | 1570 | 21.9 | |
| 14 | 553 | 10.3 | |
| 15 | 1043 | 20.2 | |
| 16 | 587 | 15.9 | |
| 17 | 1011 | 16.7 | |
| 18 | 1640 | 19.9 | |
| 19 | 1069 | 17.4 | |
| 20 | 1032 | 17 | |
| 21 | 1002 | 17.5 | |
| 22 | 1143 | 15.5 | |
| 23 | 454 | 12.2 | |
| 24 | 1072 | 16.7 | 113 |
| 25 | 995 | 14.9 | 242 |
| 26 | 940 | 14.2 | 246 |
| 27 | 1181 | 15.1 | |
| 28 | 851 | 11.1 | |
| 29 | 419 | 5.5 | |
| 30 | 147 | 2.7 | 106 |
| 31 | 150 | 2.7 | |
| 32 | 58 | 1.9 | |
| 33 | 148 | 2.1 | |
| 34 | 98 | 1.6 | |
| 35 | 297 | 5.2 | |
| 36 | 124 | 2.4 | |
| 37 | 113 | 2.4 | |
| 38 | 126 | 2.6 | |
| 39 | 112 | 2.2 | |
| 40 | 182 | 5.9 | 33 |

Total additional Signatures needed to reach 7% in 3/4s of Districts:

1183 in 8 districts

Total signatures required: 24,521
 Total qualified: 24,746
 Total unqualified: 7,233
 Total potential signatures: 38,934

97ENGL: English as Official Language (Passed 11/3/98, 153,107 to 70,085)

| Election District | Number of Signatures | Percent of 1996 Votes | Number of Additional Signatures Needed to Hit 7 Percent |
|-------------------|----------------------|-----------------------|---|
| 1 | 24 | 0.4 | |
| 2 | 27 | 0.4 | |
| 3 | 36 | 0.5 | |
| 4 | 36 | 0.5 | |
| 5 | 25 | 0.4 | |
| 6 | 115 | 2.2 | |
| 7 | 504 | 6.9 | 9 |
| 8 | 855 | 13.2 | |
| 9 | 588 | 10.1 | |
| 10 | 1090 | 14.9 | |
| 11 | 1003 | 16.9 | |
| 12 | 980 | 15.8 | |
| 13 | 1013 | 14.2 | |
| 14 | 645 | 12.6 | |
| 15 | 1077 | 20.9 | |
| 16 | 1099 | 29.7 | |
| 17 | 1228 | 20.3 | |
| 18 | 1096 | 13.3 | |
| 19 | 1163 | 18.9 | |
| 20 | 1142 | 18.8 | |
| 21 | 1027 | 17.9 | |
| 22 | 995 | 13.5 | |
| 23 | 614 | 16.5 | |
| 24 | 871 | 13.6 | |
| 25 | 1006 | 15 | |
| 26 | 1033 | 15.6 | |
| 27 | 1053 | 13.5 | |
| 28 | 998 | 12.9 | |
| 29 | 407 | 5.4 | |
| 30 | 393 | 7.1 | |
| 31 | 425 | 7.5 | |
| 32 | 284 | 5.8 | 57 |
| 33 | 465 | 6.5 | 38 |
| 34 | 312 | 5.1 | 114 |
| 35 | 271 | 4.7 | 132 |
| 36 | 136 | 2.6 | |
| 37 | 124 | 2.6 | 206 |
| 38 | 87 | 1.8 | |
| 39 | 152 | 3 | |
| 40 | 125 | 4.1 | 90 |

Total additional Signatures needed to reach 7% in 3/4s of Districts:

646 in 7 districts

Total signatures required: 24,521
 Total qualified: 24,525
 Total unqualified: 7,517
 Total potential signatures: 36,450

97PSDM: Medical Marijuana (Passed 11/3/98, 131,586 to 92,701)

| Election District | Number of Signatures | Percent of 1996 Votes | Number of Additional Signatures Needed to Hit 7 Percent |
|-------------------|----------------------|-----------------------|---|
| 1 | 34 | 0.5 | |
| 2 | 50 | 0.7 | |
| 3 | 798 | 10.1 | |
| 4 | 823 | 10.9 | |
| 5 | 100 | 1.07 | |
| 6 | 520 | 9.97 | |
| 7 | 314 | 4.3 | 199 |
| 8 | 385 | 5.9 | 67 |
| 9 | 254 | 4.4 | 152 |
| 10 | 957 | 13.1 | |
| 11 | 1070 | 17.8 | |
| 12 | 1046 | 16.8 | |
| 13 | 1136 | 15.9 | |
| 14 | 685 | 13.3 | |
| 15 | 1147 | 22.3 | |
| 16 | 1369 | 37 | |
| 17 | 1327 | 21.9 | |
| 18 | 1132 | 13.8 | |
| 19 | 1238 | 20.2 | |
| 20 | 1068 | 17.6 | |
| 21 | 1130 | 19.7 | |
| 22 | 972 | 13.2 | |
| 23 | 608 | 16.3 | |
| 24 | 932 | 14.5 | |
| 25 | 974 | 14.6 | |
| 26 | 895 | 13.5 | |
| 27 | 940 | 12 | |
| 28 | 1070 | 13.9 | |
| 29 | 280 | 3.7 | 252 |
| 30 | 174 | 3.1 | |
| 31 | 180 | 3.2 | |
| 32 | 73 | 1.5 | |
| 33 | 166 | 2.3 | |
| 34 | 108 | 1.8 | |
| 35 | 236 | 4.1 | 167 |
| 36 | 214 | 4.1 | 150 |
| 37 | 186 | 3.9 | 144 |
| 38 | 162 | 3.3 | |
| 39 | 161 | 3.2 | |
| 40 | 173 | 5.6 | 42 |

Total additional Signatures needed to reach 7% in 3/4s of Districts:

1173 in 8 districts

Total signatures required: 24,521
 Total qualified: 25,090
 Total unqualified: 7,285
 Total potential signatures: 35,190

97TERM: Term Limits Pledge (Passed 11/3/98, 109,613 to 108,731)

| Election District | Number of Signatures | Percent of 1996 Votes | Number of Additional Signatures Needed to Hit 7 Percent |
|-------------------|----------------------|-----------------------|---|
| 1 | 28 | 0.4 | |
| 2 | 52 | 0.7 | |
| 3 | 678 | 8.6 | |
| 4 | 746 | 9.8 | |
| 5 | 91 | 1.5 | |
| 6 | 540 | 10.4 | |
| 7 | 421 | 5.7 | 92 |
| 8 | 508 | 7.9 | |
| 9 | 808 | 13.9 | |
| 10 | 958 | 13.1 | |
| 11 | 979 | 16.5 | |
| 12 | 935 | 15 | |
| 13 | 966 | 13.5 | |
| 14 | 745 | 14.5 | |
| 15 | 934 | 18.1 | |
| 16 | 1154 | 31.2 | |
| 17 | 1193 | 19.7 | |
| 18 | 972 | 11.8 | |
| 19 | 1105 | 17.9 | |
| 20 | 954 | 15.7 | |
| 21 | 1098 | 19.2 | |
| 22 | 985 | 13.4 | |
| 23 | 677 | 18.2 | |
| 24 | 1053 | 16.4 | |
| 25 | 1059 | 15.8 | |
| 26 | 870 | 13.2 | |
| 27 | 963 | 12.3 | |
| 28 | 1006 | 13.1 | |
| 29 | 302 | 3.9 | 230 |
| 30 | 193 | 3.5 | |
| 31 | 205 | 3.6 | |
| 32 | 151 | 3.1 | |
| 33 | 198 | 2.8 | |
| 34 | 153 | 2.5 | |
| 35 | 227 | 3.9 | |
| 36 | 202 | 3.9 | 176 |
| 37 | 180 | 3.8 | 162 |
| 38 | 146 | 2.9 | |
| 39 | 217 | 4.3 | 139 |
| 40 | 145 | 4.7 | 70 |

Total additional Signatures needed to reach 7% in 3/4s of Districts:

869 in 6 districts

Total signatures required: 24,521
 Total qualified: 24,798
 Total unqualified: 5,976
 Total potential signatures: 33,498

97TRAP: Snares in Trapping Wolves (Failed 11/3/98, 83,224 to 140,049)

| Election District | Number of Signatures | Percent of 1996 Votes | Number of Additional Signatures Needed to Hit 7 Percent |
|-------------------|----------------------|-----------------------|---|
| 1 | 48 | 0.7 | |
| 2 | 475 | 6.5 | 36 |
| 3 | 1354 | 17.1 | |
| 4 | 1266 | 16.7 | |
| 5 | 224 | 3.7 | 200 |
| 6 | 144 | 2.8 | |
| 7 | 439 | 6 | 74 |
| 8 | 419 | 6.5 | 33 |
| 9 | 243 | 4.2 | 163 |
| 10 | 1027 | 14 | |
| 11 | 1096 | 18.4 | |
| 12 | 1027 | 16.5 | |
| 13 | 1440 | 20.1 | |
| 14 | 821 | 15.9 | |
| 15 | 1432 | 27.7 | |
| 16 | 1403 | 37.9 | |
| 17 | 1253 | 20.7 | |
| 18 | 1291 | 15.7 | |
| 19 | 1227 | 20 | |
| 20 | 1182 | 19.5 | |
| 21 | 1140 | 19.9 | |
| 22 | 1106 | 15 | |
| 23 | 641 | 17.2 | |
| 24 | 977 | 15.2 | |
| 25 | 863 | 12.9 | |
| 26 | 765 | 11.6 | |
| 27 | 692 | 8.8 | |
| 28 | 919 | 11.9 | |
| 29 | 481 | 6.3 | 51 |
| 30 | 253 | 4.6 | 136 |
| 31 | 251 | 4.4 | 145 |
| 32 | 121 | 2.5 | |
| 33 | 214 | 3 | |
| 34 | 180 | 3 | |
| 35 | 205 | 3.6 | |
| 36 | 124 | 2.4 | |
| 37 | 140 | 3 | |
| 38 | 113 | 2.3 | |
| 39 | 113 | 2.2 | |
| 40 | 111 | 3.6 | 104 |

Total additional Signatures needed to reach 7% in 3/4s of Districts:

942 in 9 districts

Total signatures required: 24,521
 Total qualified: 27,224
 Total unqualified: 11,196
 Total potential signatures: 44,190

99HEMP: Re-Legalize Hemp (Failed 11/7/00, 114,321 to 165,315)

| Election District | Number of Signatures | Percent of 1996 Votes | Number of Additional Signatures Needed to Hit 7 Percent |
|-------------------|----------------------|-----------------------|---|
| 1 | 45 | 0.8 | |
| 2 | 56 | 0.95 | |
| 3 | 230 | 3.2 | |
| 4 | 181 | 2.7 | |
| 5 | 80 | 1.6 | |
| 6 | 331 | 8.2 | |
| 7 | 422 | 6.2 | 57 |
| 8 | 447 | 7.6 | |
| 9 | 281 | 5.4 | |
| 10 | 885 | 12.8 | |
| 11 | 1069 | 20.2 | |
| 12 | 900 | 15.5 | |
| 13 | 1276 | 20.2 | |
| 14 | 647 | 19.9 | |
| 15 | 1352 | 31.5 | |
| 16 | 1426 | 45 | |
| 17 | 1187 | 22.3 | |
| 18 | 1286 | 16.5 | |
| 19 | 1202 | 21.6 | |
| 20 | 1051 | 19.7 | |
| 21 | 1140 | 23.7 | |
| 22 | 1106 | 12 | |
| 23 | 641 | 21.2 | |
| 24 | 977 | 13.7 | |
| 25 | 863 | 14.7 | |
| 26 | 765 | 15.7 | |
| 27 | 692 | 18 | |
| 28 | 919 | 17.7 | |
| 29 | 481 | 3.8 | |
| 30 | 253 | 4.6 | 119 |
| 31 | 251 | 5.1 | 91 |
| 32 | 121 | 4.1 | |
| 33 | 214 | 5.2 | 115 |
| 34 | 180 | 4.4 | |
| 35 | 205 | 4.3 | |
| 36 | 124 | 6 | 46 |
| 37 | 140 | 7 | |
| 38 | 113 | 4.9 | 95 |
| 39 | 113 | 4.4 | 121 |
| 40 | 111 | 7.6 | |

Total additional Signatures needed to reach 7% in 3/4s of Districts:

644 in 7 districts

Total signatures required: 22,716
 Total qualified: 25,200
 Total unqualified: 12,474
 Total potential signatures: 41,850

99PTAR: Property Tax & Assessment Reform (Failed 11/7/00, 80,276 to 193,760)

| Election District | Number of Signatures | Percent of 1996 Votes | Number of Additional Signatures Needed to Hit 7 Percent |
|-------------------|----------------------|-----------------------|---|
| 1 | 29 | 0.6 | |
| 2 | 34 | 0.6 | |
| 3 | 46 | 0.63 | |
| 4 | 47 | 0.7 | |
| 5 | 57 | 1.2 | |
| 6 | 117 | 2.9 | |
| 7 | 619 | 9.1 | |
| 8 | 590 | 9.97 | |
| 9 | 342 | 6.5 | 24 |
| 10 | 1304 | 18.8 | |
| 11 | 1192 | 22.5 | |
| 12 | 1102 | 19 | |
| 13 | 960 | 15.2 | |
| 14 | 691 | 21.2 | |
| 15 | 861 | 20.1 | |
| 16 | 971 | 30.7 | |
| 17 | 1427 | 26.8 | |
| 18 | 1449 | 18.5 | |
| 19 | 1365 | 24.5 | |
| 20 | 953 | 17.9 | |
| 21 | 1074 | 21.6 | |
| 22 | 1230 | 18.5 | |
| 23 | 684 | 25.4 | |
| 24 | 1162 | 20.5 | |
| 25 | 1361 | 22.3 | |
| 26 | 1376 | 21.5 | |
| 27 | 2144 | 27.2 | |
| 28 | 1587 | 20.4 | |
| 29 | 310 | 4.5 | 43 |
| 30 | 290 | 6.1 | 26 |
| 31 | 303 | 6.5 | 66 |
| 32 | 188 | 5.2 | 43 |
| 33 | 405 | 6.3 | |
| 34 | 231 | 5 | |
| 35 | 297 | 5.9 | 55 |
| 36 | 206 | 4.3 | |
| 37 | 192 | 4.7 | |
| 38 | 261 | 5.9 | 48 |
| 39 | 237 | 5 | 93 |
| 40 | 162 | 6.3 | 17 |

Total additional Signatures needed to reach 7% in 3/4s of Districts:

415 in 9 districts

Total signatures required: 22,716
 Total qualified: 27,859
 Total unqualified: 9,585
 Total potential signatures: 38,430

01GSLN: Gasline (Passed 11/5/02, 138,353 to 84,682)

| Election District | Number of Signatures | Percent of 1996 Votes | Number of Additional Signatures Needed to Hit 7 Percent |
|-------------------|----------------------|-----------------------|---|
| 1 | 286 | 4.4 | |
| 2 | 124 | 1.7 | |
| 3 | 395 | 5.1 | 149 |
| 4 | 318 | 4.3 | |
| 5 | 136 | 2.2 | |
| 6 | 188 | 3.2 | |
| 7 | 580 | 6.96 | 4 |
| 8 | 509 | 6.8 | 18 |
| 9 | 561 | 8.6 | |
| 10 | 1122 | 13.2 | |
| 11 | 1160 | 17.8 | |
| 12 | 1074 | 15.1 | |
| 13 | 1113 | 14.9 | |
| 14 | 809 | 16.1 | |
| 15 | 1089 | 20.7 | |
| 16 | 1350 | 32.9 | |
| 17 | 1309 | 18.3 | |
| 18 | 1250 | 13.2 | |
| 19 | 1295 | 17.9 | |
| 20 | 1103 | 17.3 | |
| 21 | 1363 | 22.6 | |
| 22 | 1440 | 17.9 | |
| 23 | 798 | 18.9 | |
| 24 | 1231 | 16.3 | |
| 25 | 1188 | 15.3 | |
| 26 | 902 | 11.4 | |
| 27 | 929 | 9.3 | |
| 28 | 874 | 8.4 | |
| 29 | 377 | 4.5 | |
| 30 | 269 | 4.9 | |
| 31 | 310 | 5.8 | 65 |
| 32 | 193 | 3.7 | |
| 33 | 361 | 4.5 | |
| 34 | 211 | 3.1 | |
| 35 | 790 | 13.1 | |
| 36 | 354 | 6.7 | 17 |
| 37 | 443 | 9.1 | |
| 38 | 316 | 6.5 | 22 |
| 39 | 593 | 11.96 | |
| 40 | 269 | 8.7 | |

Total additional Signatures needed to reach 7% in 3/4s of Districts:

275 in 6 districts

Total signatures required: 28,783
 Total qualified: 28,982
 Total unqualified: 11,754
 Total potential signatures: 50,472

01PRVT: Alternative Voting Electoral System (Failed 8/27/02, 39,666 to 69,683)

| Election District | Number of Signatures | Percent of 1996 Votes | Number of Additional Signatures Needed to Hit 7 Percent |
|-------------------|----------------------|-----------------------|---|
| 1 | 34 | 0.5 | |
| 2 | 44 | 0.6 | |
| 3 | 148 | 1.9 | |
| 4 | 135 | 1.8 | |
| 5 | 64 | 1 | |
| 6 | 85 | 1.4 | |
| 7 | 821 | 9.8 | |
| 8 | 827 | 10.99 | |
| 9 | 938 | 14.4 | |
| 10 | 1013 | 11.9 | |
| 11 | 925 | 14.2 | |
| 12 | 845 | 11.9 | |
| 13 | 796 | 10.7 | |
| 14 | 605 | 12 | |
| 15 | 787 | 14.96 | |
| 16 | 1005 | 24.5 | |
| 17 | 1125 | 15.8 | |
| 18 | 1208 | 12.7 | |
| 19 | 1088 | 15.1 | |
| 20 | 853 | 13.4 | |
| 21 | 995 | 16.5 | |
| 22 | 947 | 11.8 | |
| 23 | 522 | 12.4 | |
| 24 | 843 | 11.2 | |
| 25 | 754 | 9.7 | |
| 26 | 928 | 11.7 | |
| 27 | 1148 | 11.5 | |
| 28 | 1089 | 10.4 | |
| 29 | 349 | 4.2 | 235 |
| 30 | 211 | 3.9 | 172 |
| 31 | 255 | 4.8 | 120 |
| 32 | 140 | 2.7 | |
| 33 | 235 | 2.9 | 329 |
| 34 | 162 | 2.4 | |
| 35 | 216 | 3.6 | 206 |
| 36 | 181 | 3.4 | 190 |
| 37 | 145 | 2.97 | 198 |
| 38 | 109 | 2.3 | |
| 39 | 121 | 2.4 | |
| 40 | 145 | 4.7 | 73 |

Total additional Signatures needed to reach 7% in 3/4s of Districts:

1523 in 8 districts

Total signatures required: 22,716
 Total qualified: 22,841
 Total unqualified: 7,865
 Total potential signatures: 35,046

01CHGE: Legislative Move (Failed 11/5/02, 153,127 to 74,650)

| Election District | Number of Signatures | Percent of 1996 Votes | Number of Additional Signatures Needed to Hit 7 Percent |
|-------------------|----------------------|-----------------------|---|
| 1 | 27 | 0.4 | |
| 2 | 25 | 0.3 | |
| 3 | 23 | 0.3 | |
| 4 | 16 | 0.2 | |
| 5 | 25 | 0.4 | |
| 6 | 139 | 2.4 | |
| 7 | 431 | 5.2 | 153 |
| 8 | 503 | 6.7 | 24 |
| 9 | 491 | 7.5 | |
| 10 | 1293 | 15.3 | |
| 11 | 1119 | 17.2 | |
| 12 | 1156 | 16.3 | |
| 13 | 1121 | 15.1 | |
| 14 | 698 | 13.8 | |
| 15 | 985 | 18.7 | |
| 16 | 1172 | 28.5 | |
| 17 | 1318 | 18.5 | |
| 18 | 1364 | 14.4 | |
| 19 | 1333 | 18.5 | |
| 20 | 1015 | 15.9 | |
| 21 | 1263 | 20.9 | |
| 22 | 1352 | 16.8 | |
| 23 | 810 | 19.2 | |
| 24 | 1314 | 17.4 | |
| 25 | 1448 | 18.6 | |
| 26 | 1978 | 24.9 | |
| 27 | 2355 | 23.7 | |
| 28 | 2376 | 22.8 | |
| 29 | 149 | 1.8 | |
| 30 | 133 | 2.4 | 250 |
| 31 | 130 | 2.4 | 245 |
| 32 | 83 | 1.6 | |
| 33 | 149 | 1.9 | |
| 34 | 100 | 1.5 | |
| 35 | 265 | 4.4 | 157 |
| 36 | 148 | 2.8 | 223 |
| 37 | 168 | 3.4 | 175 |
| 38 | 134 | 2.8 | 204 |
| 39 | 168 | 3.4 | 179 |
| 40 | 151 | 4.9 | 67 |

Total additional Signatures needed to reach 7% in 3/4s of Districts:

1677 in 10 districts

Total signatures required: 28,783
 Total qualified: 28,928
 Total unqualified: 9,807
 Total potential signatures: 47,412