

HJR

4



B

# HOUSE COMMITTEE REPORT

5.5.03

(7)

Date Referred to Committee: January 21, 2003

FURTHER REFERRALS: Judiciary  
Finance

Date of Committee Action: May 1, 2003

The STATE AFFAIRS Committee considered:

HJR 4

HOUSE JOINT RESOLUTION NO. 4

CONST AM: 90 DAY LEGISLATIVE SESSION

Proposing an amendment to the Constitution of the State of Alaska relating to the duration of a regular session.

Recommends it be replaced with [ ] HCS or [x] CS for HJR 4 (STA)  
For Senate Bills with new title: [ ] Technical Title [ ] New Title: HCR \_\_\_\_\_ [ ] Same Title [x] New Title

- [ ] attach amendments
- [ ] add new referral to \_\_\_\_\_ Committee
- [ ] Letter of Intent \_\_\_\_\_ Committee

List of Abbrev for Depts.:

- ADM
- CED
- COR
- CRT
- EED
- DEC
- DFG
- GOV
- HSS
- LAA
- LAW
- LWF
- MVA
- DNR
- DPS
- REV
- DOT
- UA

NEW FISCAL NOTES				
*Assigned by Chief Clerk's Office				
List by Dept(s):	*FN#	Fiscal	Indet.	Zero
LEG	1	✓		
Gov	2	✓		

PREVIOUS FISCAL NOTES				
List by Dept(s):	FN#	Fiscal	Indet.	Zero

Signing with recommendations	Printed Last Name	DP	DNP	NR	AM
<i>Paul R. Seaton</i>	SEATON	4	1	2	✓
<i>Mag. Gruenberg</i>	Gruenberg				-
<i>Boblin</i>	Holm	✓			
<i>Michael Dahlstrom</i>	LANN Dahlstrom	X			
<i>W. Berkowitz</i>	Berkowitz	X			✓
Chair: <i>B. Weyhrauch</i>	Weyhrauch	X			
Chair:					

# FISCAL NOTE

**STATE OF ALASKA**  
**2004 LEGISLATIVE SESSION**

Fiscal Note Number: \_\_\_\_\_  
 Bill Version: CSHJR 4(STA)  
 () Publish Date: \_\_\_\_\_

Revision Date/Time (Note if correction): \_\_\_\_\_ Dept. Affected: Legislature  
 Title Proposing an amendment to the BRU Leg Council, Leg Operating Budget  
 Constitution of the State of Alaska relating to the duration... Component: All  
 Sponsor Representative Samuels, Rokeberg...  
 Requestor House Judiciary Component No. 782

**Expenditures/Revenues** (Thousands of Dollars)

Note: Amounts do not include inflation unless otherwise noted below.

OPERATING EXPENDITURES	FY 2005	FY 2006	FY 2007	FY 2008	FY 2009	FY 2010
Personal Services	0.0	(516.0)	(172.0)	(516.0)	(516.0)	(516.0)
Travel	0.0	(285.0)	(95.0)	(285.0)	(285.0)	(285.0)
Contractual	0.0	(21.0)	(7.0)	(21.0)	(21.0)	(21.0)
Supplies	0.0	(21.0)	(7.0)	(21.0)	(21.0)	(21.0)
Equipment						
Land & Structures						
Grants & Claims						
Miscellaneous						
<b>TOTAL OPERATING</b>	<b>0.0</b>	<b>(843.0)</b>	<b>(281.0)</b>	<b>(843.0)</b>	<b>(843.0)</b>	<b>(843.0)</b>

<b>CAPITAL EXPENDITURES</b>	<b>0.0</b>	<b>0.0</b>	<b>0.0</b>	<b>0.0</b>	<b>0.0</b>	<b>0.0</b>
-----------------------------	------------	------------	------------	------------	------------	------------

<b>CHANGE IN REVENUES ( )</b>	<b>0.0</b>	<b>0.0</b>	<b>0.0</b>	<b>0.0</b>	<b>0.0</b>	<b>0.0</b>
-------------------------------	------------	------------	------------	------------	------------	------------

**FUND SOURCE** (Thousands of Dollars)

1002 Federal Receipts						
1003 GF Match						
1004 GF	0.0	(843.0)	(281.0)	(843.0)	(843.0)	(843.0)
1005 GF/Program Receipts						
1037 GF/Mental Health						
Other (Specify Type-Do not abbreviate)						
<b>TOTAL</b>	<b>0.0</b>	<b>(843.0)</b>	<b>(281.0)</b>	<b>(843.0)</b>	<b>(843.0)</b>	<b>(843.0)</b>

Estimate of any current year (FY2003) cost: \_\_\_\_\_

Check this box (X) if funding for this bill is included in the Governor's FY 2004 budget proposal:

**POSITIONS**

Full-time						
Part-time						
Temporary						

**ANALYSIS:** (Attach a separate page if necessary)

CSHJR 4(STA) would amend the Constitution of the State of Alaska by limiting the regular session to 90 days. If this resolution is passed and approved by the voters at the next general election in 2004, the earliest the 90 day session limit would be in effect would be 2006. The Legislature would realize a cost savings of approximately \$28.1 per day for each day of a shorter session. Shortening the session by 30 days would result in a cost savings of, 30 times \$28.1, or \$843.0 per year. Also, if the amendments pass, in gubernatorial election years, such as FY07, the session would be limited to 110 days. A cost savings of \$281.0 would be realized during these years.

The Legislature traditionally charges expenses occurring during session to session expense accounts, and expenses occurring during the interim to interim expense accounts. For example: Most

Prepared by: Karla Schofield, Deputy Director Phone 465-6626  
 Division Administrative Services Date/Time 1/19/04 10:11 AM  
 Approved by: Pamela A. Varni, Executive Director Date 1/19/2004  
 Agency Legislative Affairs Agency

FISCAL NOTE

STATE OF ALASKA  
2004 LEGISLATIVE SESSION

BILL NO. CSHJR 4(STA)

ANALYSIS CONTINUATION

legislative staff payroll costs are charged to operating expense accounts during the interim. Staff salaries for most legislative staffers are charged to session expense accounts during the session. The legislative payroll is higher during a legislative session. If the session were shortened to 90 days, the session payroll would decrease and the interim payroll would increase. There would be a decrease in the total amount of the payroll due to the higher cost of personal services during a session. The majority of the personal services costs would be a transfer of costs between allocations.

The costs below are for items not needed for a shorter session.

	Per Day	times 30 days	Total
<b>Personal Services</b>	17.2	30	516.0
<b>Travel</b>			
Session per diem costs 10.5 per day. If session were shortened more long term per diem claims would be filed during the year, approximately 1.0 per day 10.5 - 1.0 = 9.5	9.5	30	285.0
<b>Contractual</b>			
Telephones, chaplin fees, copier maintenance	0.7	30	21.0
<b>Supplies</b>	0.7	30	21.0
Lounge supplies			
Printshop paper supplies	_____		_____
	28.1		843.0

Current number of session days	120
Proposed number of session days	90
	30

Gubernatorial election year savings:

Personal Services	17.2	10	172.0
Travel	9.5	10	95.0
Contractual	0.7	10	7.0
Supplies	0.7	10	7.0
	28.1		281.0

# FISCAL NOTE

**STATE OF ALASKA**  
**2004 LEGISLATIVE SESSION**

Fiscal Note Number: \_\_\_\_\_  
 Bill Version: HJR 4  
 () Publish Date: \_\_\_\_\_

Revision Date/Time (Note if correction): \_\_\_\_\_ Dept. Affected: OOG  
 Title Amendment to the Constitution relating RDU Elections  
to the duration of a regular session. Component Elections  
 Sponsor Rep. Samuels  
 Requester Judiciary Component No. 21

**Expenditures/Revenues** (Thousands of Dollars)

Note: Amounts do not include inflation unless otherwise noted below.

OPERATING EXPENDITURES	FY 2005	FY 2006	FY 2007	FY 2008	FY 2009	FY 2010
Personal Services						
Travel						
Contractual	1.5					
Supplies						
Equipment						
Land & Structures						
Grants & Claims						
Miscellaneous						
<b>TOTAL OPERATING</b>	<b>1.5</b>	<b>0.0</b>	<b>0.0</b>	<b>0.0</b>	<b>0.0</b>	<b>0.0</b>

<b>CAPITAL EXPENDITURES</b>						
-----------------------------	--	--	--	--	--	--

<b>CHANGE IN REVENUES ( )</b>						
-------------------------------	--	--	--	--	--	--

**FUND SOURCE** (Thousands of Dollars)

1002 Federal Receipts						
1003 GF Match						
1004 GF	1.5					
1005 GF/Program Receipts						
1037 GF/Mental Health						
Other (Specify Type--Do not abbreviate)						
<b>TOTAL</b>	<b>1.5</b>	<b>0.0</b>	<b>0.0</b>	<b>0.0</b>	<b>0.0</b>	<b>0.0</b>

Estimate of any current year (FY2004) cost: 0.0

Mark this box (X) if funding for this bill is included in the Governor's FY 2005 budget proposal:

**POSITIONS**

Full-time						
Part-time						
Temporary						

**ANALYSIS:** (Attach a separate page if necessary)

This figure includes the cost of providing information about this issue in the Official Election Pamphlet, as required by AS 15.58. If this measure requires the printing of an 8-1/2 by 18 inch ballot, the cost will increase by \$22.0.

Prepared by: Leonard G. Jones  
 Division Division of Elections  
 Approved by: Laura A. Glaiser, Director  
 Agency Office of the Lt. Governor, Division of Elections

Phone 465-3051  
 Date/Time 1/15/04 2:09 PM  
 Date 1/15/2004



# REPRESENTATIVE RALPH SAMUELS

HOUSE DISTRICT 29

## Memorandum

**Date:** April 24, 2003  
**To:** Representative Lesil McGuire  
Chair, House Judiciary Committee  
**From:** Representative Ralph Samuels  
**RE:** Hearing Request for HJR 4

---

Please schedule a hearing for HJR 4 at your earliest convenience. The resolution would limit the legislative session to 90 days and place the proposal before voters at the 2004 general election.

Attached you will find:

1. HJR 4
2. Sponsor Statement
3. Fiscal Notes
4. NCSL Comparison/overview of other state session limits
5. Alaska State Legislature session length comparison, Legislative Research
6. Newspaper Articles
  - a. "Too darned long," *The Anchorage Times*, May 9, 1997
  - b. "Set a 90-day legislative session," *Fairbanks Daily News Miner*, Feb. 1, 1997
  - c. "Thumbs up to discussion of a shorter legislative session," *Juneau Empire*, April 1, 2001
  - d. "Shorter session, better government," *Juneau Empire*, Jan. 26, 1997

Email: Representative\_Ralph\_Samuels@legis.state.ak.us

Session: Alaska State Capitol, Juneau, Alaska 99801-1182 • Phone: (907) 465-2095 Fax: (907) 465-3810  
Interim: 716 W. 4th Ave., Anchorage, Alaska 99501-2133 • Phone: (907) 269-0240 Fax: (907) 269-0242



# REPRESENTATIVE RALPH SAMUELS

HOUSE DISTRICT 29

## Sponsor Statement House Joint Resolution 4

**Proposing an amendment to the Constitution of the State of Alaska relating to the duration of a regular session.**

By Representatives Samuels and Rokeberg

House Joint Resolution 4 proposes an amendment to Alaska's Constitution that would limit regular legislative sessions to 90 consecutive calendar days. If this resolution passes, the proposed constitutional amendment would be presented to the voters at the 2004 general election. The voters would then decide the fate of this proposal.

Ninety days is more than enough time for the Legislature to complete its business. In an era of decreasing budgets, reducing the session by thirty days would save state funds. Shorter sessions would: (1) save almost \$1 million in per diem and staffing costs; (2) aid in candidate recruitment; (3) and focus the public attention. Other states can do their work in 90 days or less -- Alaska should be able to accomplish this also. Fourteen other states have legislative session of 90 days or less.

Another benefit of shorter sessions is that Alaskans want citizen-legislators. They feel legislators should be able to carry on a livelihood outside of legislative work. Shorter sessions would encourage a larger number of people to run for office and still be able to make a living at their everyday jobs.

Prior to 1984, the Legislature had no time limit on the number of days it could remain in session. The voters approved the present 120-day limit on November 6, 1984. Since that time, it has been amply proven that the Alaska Legislature can operate within a time limit. It is now time to shorten that session limit so that the business of the people can be addressed in a reasonable manner within a reasonable time limit.

Your positive consideration of this measure would be appreciated.

Email: [Representative\\_Ralph\\_Samuels@legis.state.ak.us](mailto:Representative_Ralph_Samuels@legis.state.ak.us)

Session: Alaska State Capitol, Juneau, Alaska 99801-1152 • Phone: (907) 465-2095 Fax: (907) 465-3510  
Interim: 716 W. 4th Ave., Anchorage, Alaska 99501-2133 • Phone: (907) 269-0240 Fax: (907) 269-0242

# FISCAL NOTE

**STATE OF ALASKA**  
**2003 LEGISLATIVE SESSION**

Fiscal Note Number: \_\_\_\_\_  
 Bill Version: HJR4  
 () Publish Date: \_\_\_\_\_

Revision Date/Time (Note if correction): \_\_\_\_\_ Dept. Affected: Office of the Governor  
 Title Constitutional Amendment relating to BRU Elections  
the duration of regular session. Component Elections  
 Sponsor Reps. Samuels and Rokeberg  
 Requester House State Affairs Component No. 21

**Expenditures/Revenues** (Thousands of Dollars)

Note: Amounts do not include inflation unless otherwise noted below.

OPERATING EXPENDITURES	FY 2004	FY 2005	FY 2006	FY 2007	FY 2008	FY 2009
Personal Services						
Travel						
Contractual		1.5				
Supplies -						
Equipment						
Land & Structures						
Grants & Claims						
Miscellaneous						
<b>TOTAL OPERATING</b>	<b>0.0</b>	<b>1.5</b>	<b>0.0</b>	<b>0.0</b>	<b>0.0</b>	<b>0.0</b>

<b>CAPITAL EXPENDITURES</b>						
-----------------------------	--	--	--	--	--	--

<b>CHANGE IN REVENUES ( )</b>						
-------------------------------	--	--	--	--	--	--

**FUND SOURCE** (Thousands of Dollars)

	FY 2004	FY 2005	FY 2006	FY 2007	FY 2008	FY 2009
1002 Federal Receipts						
1003 GF Match						
1004 GF		1.5				
1005 GF/Program Receipts						
1037 GF/Mental Health						
Other (Specify Type-Do not abbreviate)						
<b>TOTAL</b>	<b>0.0</b>	<b>1.5</b>	<b>0.0</b>	<b>0.0</b>	<b>0.0</b>	<b>0.0</b>

Estimate of any current year (FY2003) cost: 0.0  
 Mark this box (X) if funding for this bill is included in the Governor's FY 2004 budget proposal:

**POSITIONS**

Full-time						
Part-time						
Temporary						

**ANALYSIS:** (Attach a separate page if necessary)  
 This figure includes the cost of providing information about this issue in the Official Election Pamphlet, as required by AS 15.58. If this measure requires the printing of an 8-1/2 by 18 inch ballot, the cost will increase by \$22.0.

Prepared by: Lauri Allred Phone 465-5347  
 Division: Division of Elections Date/Time 4/18/03 2:49 PM  
 Approved by: Laura A. Glaiser, Director Date 4/18/2003  
 Agency: Office of the Lt. Governor, Division of Elections


# Legislative Research Services

Alaska State Legislature  
Legislative Affairs Agency  
Division of Legal and Research Services

State Capitol  
Juneau, AK 99801  
Phone: 907-465-3991  
Fax: 907-465-3908

March 25, 2003

## Memorandum

TO: Representative Ralph Sarguels  
FROM: Patricia Young   
Manager  
RE: Session Length and Bills Passed

You asked for information on session length and the number of bills passed during various Legislatures. We include, as Attachment A, pertinent pages from the *Summary of Alaska Legislation 2002* showing information on legislative sessions since statehood, as well as pages showing the numbers of bills introduced in each chamber and the number that became law during each Legislature.

For each Legislature, the Legislative Affairs Agency also publishes a *Final Status of Bills and Resolutions*, and these contain a statistical summary of measures before the House and a similar summary for measures before the Senate. As Attachment B, we include information on the number of bills and resolutions passed by both chambers from 1979 through 1992. This information was taken from the various editions of the *Final Status of Bills and Resolutions*. Please note that because of the way legislation was tabulated in prior years, the numbers may be somewhat high. In some instances, a bill may have passed one chamber in a different form than it passed the other chamber and no concurrence or rescission occurred. While such legislation is counted as having passed both bodies, it did not pass in the same form and, thus, could not become law.

We also include, as Attachment C, a copy of a research report showing the number of bills passed during the final two weeks of session in 1985-87. This report, and supplemental information, is 88.113.

I hope this is helpful. Please let us know if you have questions or need additional information.

## LEGISLATIVE SESSIONS SINCE STATEHOOD

Legislature/Session & Number of Days	Day/Date Convened	Day/Date Adjourned	Adjournment Time	
			SENATE	HOUSE
<b>1ST LEGISLATURE: 1959 - 1960</b> 1st Session - 81 days 2nd Session - 65 days	Mo 1/26/59 Mo 1/25/60	Tu 4/16/59 Tu 3/29/60	9:50pm 12:00pm	9:45pm 12:00pm
<b>2ND LEGISLATURE: 1961 - 1962</b> 1st Session - 74 days 2nd Session - 81 days	Mo 1/23/61 Mo 1/22/62	Th 4/6/61 Th 4/12/62	2:01am 1:22am	2:20am 1:10am
<b>3RD LEGISLATURE: 1963 - 1964</b> 1st Session - 76 days 2nd Session - 85 days* 1st Special Session - 3 days *Formal recess, 40 days	Mo 1/28/63 Mo 1/27/64 Mo 8/31/64	Sa 4/13/63 Sa 5/30/64 We 9/2/64	10:46am 1:00am 11:12am	10:45am 1:00am 11:08am
<b>4TH LEGISLATURE: 1965 - 1966</b> 1st Session - 75 days 2nd Session - 84 days	Mo 1/25/65 Mo 1/24/66	Fr 4/9/65 Su 4/17/66	4:32am 1:14am	4:35am 1:28am
<b>5TH LEGISLATURE: 1967 - 1968</b> 1st Session - 77 days 1st Special Session - 6 days 2nd Session - 86 days	Mo 1/23/67 Fr 9/29/67 Mo 1/22/68	Su 4/9/67 We 10/4/67 Tu 4/16/68	11:35am 2:37am 8:05am	11:32am 2:35am 8:00am
<b>6TH LEGISLATURE: 1969 - 1970</b> 1st Session - 95 days 2nd Session - 147 days	Mo 1/27/69 Mo 1/12/70	Th 5/1/69 Su 6/7/70	4:18am 3:33am	4:30am 3:51am
<b>7TH LEGISLATURE: 1971 - 1972</b> 1st Session - 121 days 2nd Session - 161 days	Mo 1/11/71 Mo 1/10/72	Tu 5/11/71 Tu 6/18/72	3:23am 12:50am	3:26am 12:59am
<b>8TH LEGISLATURE: 1973 - 1974</b> 1st Session - 90 days 1st Special Session - 27 days 2nd Session - 96 days 2nd Special Session - 4 days	Mo 1/8/73 We 10/17/73 Mo 1/21/74 Mo 6/17/74	Sa 4/7/73 Mo 11/12/73 Fr 4/27/74 Th 6/20/74	5:45pm 4:35pm 8:21pm 6:17pm	5:50pm 4:35pm 8:25pm 6:12pm
<b>9TH LEGISLATURE: 1975 - 1976</b> 1st Session - 139 days 2nd Session - 142 days	Mo 1/20/75 Mo 1/12/76	Sa 6/7/75 Tu 6/1/76	2:30am 8:19am	2:43am 8:14am
<b>10TH LEGISLATURE: 1977 - 1978</b> 1st Session - 141 days 2nd Session - 161 days	Mo 1/10/77 Mo 1/9/78	Mo 5/30/77 Su 6/18/78	10:41am 9:32pm	12:33pm 11:36pm
<b>11TH LEGISLATURE: 1979 - 1980</b> 1st Session - 112 days 1st Special Session - 3 days 2nd Session - 145 days 2nd Special Session - 3 days	Mo 1/15/79 Mo 8/6/79 Mo 1/14/80 Mo 9/22/80	Su 5/6/79 We 8/8/79 Fr 6/6/80 We 9/24/80	12:15pm 2:16pm 8:43pm (6/5) 9:38am	3:00pm 7:26pm (8/7) 1:01am 2:55am (9/23)
<b>12TH LEGISLATURE: 1981 - 1982</b> 1st Session - 165 days 1st Special Session - 3 days 2nd Session - 144 days	Mo 1/12/81 Mo 7/13/81 Mo 1/11/82	Th 6/25/81 We 7/15/81 We 6/3/82	7:06pm (6/24) 6:11pm (7/14) 5:35pm	12:23am 1:32am 7:23am (6/2)
<b>13TH LEGISLATURE: 1983 - 1984</b> 1st Session - 162 days 2nd Session - 152 days	Mo 1/17/83 Mo 1/9/84	Mo 6/27/83 Fr 6/8/84	9:39am 4:38pm	9:28pm (6/26) 4:05pm

Sent to you by  
**LEGISLATIVE RESEARCH  
SERVICES**

Terry Miller LOB, Room 305  
455-3991 (phone) 455-3908 (fax)

## LEGISLATIVE SESSIONS SINCE STATEHOOD

Legislature/Session & Number of Days	Day/Date Convened	Day/Date Adjourned	Adjournment Time	
			SENATE	HOUSE
<b>14TH LEGISLATURE: 1985 - 1986</b> 1st Session - 119 days 1st Special Session - 30 days* 2nd Session - 120 days	Mo 1/14/85 Mo 7/15/85 Mo 1/13/86	Su 5/12/85 Tu 8/13/85 Mo 5/12/86	9:42pm * 11:54pm	10:52pm * 11:59pm
* The First Special Session of the Fourteenth Legislature (considering the question of impeachment of Governor Sheffield) adjourned in 30 days under Article II, Section 9, Constitution of the State of Alaska.				
<b>15TH LEGISLATURE: 1987 - 1988</b> 1st Session - 122 days** 1st Special Session - 3 days 2nd Session - 121 days	Mo 1/19/87 Mo 7/1/87 Mo 1/11/88	We 5/20/87 Fr 7/3/87 Tu 5/10/88	11:58pm (5/19) 1:31am 4:12am	1:30am 12:12am 6:04am
** The First Session of the Fifteenth Legislature was extended by a proclamation by the Governor.				
<b>16TH LEGISLATURE: 1989 - 1990</b> 1st Session - 121 days 2nd Session - 122 days 1st Special Session - 14 days	Mo 1/9/89 Mo 1/8/90 Mo 6/25/90	Tu 5/9/89 We 5/9/90 Su 7/8/90	11:59pm 11:59pm (5/8) 5:13pm	11:32pm 12:01am 5:00pm
<b>17TH LEGISLATURE: 1991 - 1992</b> 1st Session - 122 days 2nd Session - 122 days 1st Special Session - 4 days 2nd Special Session - 8 days	Mo 1/21/91 Mo 1/13/92 We 05/13/92 Mo 06/15/92	We 5/22/91 We 5/13/92 Sat 5/16/92 Mon 6/22/92	9:39pm (5/21) 11:59pm (5/12) 4:56pm (5/15) 3:44pm	12:37am 12:06am 5:40am 4:17pm
<b>18TH LEGISLATURE: 1993 - 1994</b> 1st Session - 121 days 2nd Session - 121 days 1st Special Session: Senate - 7 days House - 5 days 2nd Special Session - 3 days	Mo 1/11/93 Mo 1/10/94  Tu 5/10/94 Th 5/12/94 Mo 9/26/94	Tu 5/11/93 Tu 5/10/94  Mon 5/16/94 Mon 5/16/94 We 9/28/94	9:02pm unclear  4:36pm  12:35am	9:11pm 11:59pm  6:15pm 12:40am
<b>19TH LEGISLATURE: 1995 - 1996</b> 1st Session - 121 days 2nd Session - 122 days 1st Special Session - 30 days	Mo 1/16/95 Mo 1/8/96 We 5/8/96	Tu 5/16/95 We 5/8/96 Th 6/6/96	10:05pm 12:18am 4:37pm	10:13pm 12:13am 4:51pm
<b>20TH LEGISLATURE: 1997 - 1998</b> 1st Session - 119 days 2nd Session - 122 days 1st Special Session - 7 days 2nd Special Session - 2 days	Mo 1/13/97 Mo 1/12/98 Tu 5/26/98 Mo 7/20/98	Su 5/11/97 We 5/13/98 Mon 6/1/98 Tu 7/21/98	11:04pm 12:09am 1:26pm 9:25pm	11:43pm 12:03am 1:51pm 8:57pm
<b>21ST LEGISLATURE - 1999 - 2000</b> 1st Session - 121 days 1st Special Session - 6 days 2nd Special Session - 9 days 2nd Session - 115 days 3rd Special Session - 3 days	Tu 1/19/99 Th 5/20/99 We 9/22/99 Mo 1/10/00 Th 5/4/00	Tu 5/19/99 Tu 5/25/99 Th 9/30/99 We 5/3/00 Sa 5/6/00	11:56pm 6:06pm 6:55pm 7:11pm 11:47am	11:53pm 6:10pm 6:39pm 7:46pm 11:40am
<b>22ND LEGISLATURE - 2001 - 2002</b> 1st Session - 121 days 1st Special Session - 3 days 2nd Session - 123 days (extended) 2nd Special Session - 5 days 3rd Special Session - 4 days	Mo 1/8/01 Th 6/7/01 Mo 1/14/02 Fr 5/17/02 Mo 6/24/02	Tu 5/8/01 Sa 6/9/01 Th 5/16/02 Tu 5/21/02 Th 6/27/02	11:48pm 10:55am 11:59:59pm*** 5:32pm 12:41am	11:52pm 10:41am 11:58pm 5:08pm 1:42am
***Under the provisions of art. II, sec. 8 of the Alaska Constitution, the Senate was adjourned sine die at midnight, May 16, 2002.				

NOTE: All Special Sessions were called by the Governor, except the 1st Special Session of the 14th Legislature, and the 1st Special Session of the 17th Legislature, which were called by the Legislature.

## HISTORICAL SUMMARY

1959 - present

LEGISLATURE/SESSION & NUMBER OF DAYS	BILLS INTRODUCED			BILLS BECAME LAW
	HOUSE	SENATE	TOTAL	
<b>1ST LEGISLATURE: 1959 - 1960</b>				
1st Session - 81 days	249	132	381	200
2nd Session - 65 days	<u>225</u>	<u>127</u>	<u>352</u>	<u>187</u>
Total	474	259	733	387
<b>2ND LEGISLATURE: 1961 - 1962</b>				
1st Session - 74 days	285	178	463	147
2nd Session - 81 days	<u>211</u>	<u>120</u>	<u>331</u>	<u>169</u>
Total	496	298	794	316
<b>3RD LEGISLATURE: 1963 - 1964</b>				
1st Session - 76 days	238	191	429	104
2nd Session - 85 days*	230	168	398	119
1st Special Session - 3 days	<u>9</u>	<u>0</u>	<u>9</u>	<u>8</u>
Total	477	359	836	231
*Formal recess, 40 days				
<b>4TH LEGISLATURE: 1965 - 1966</b>				
1st Session - 75 days	289	192	481	117
2nd Session - 84 days	<u>238</u>	<u>149</u>	<u>387</u>	<u>169</u>
Total	527	341	868	286
<b>5TH LEGISLATURE: 1967 - 1968</b>				
1st Session - 77 days	348	203	551	139
1st Special Session - 6 days	17	17	34	31
2nd Session - 86 days	<u>364</u>	<u>209</u>	<u>573</u>	<u>236</u>
Total	729	429	1,158	406
<b>6TH LEGISLATURE: 1969 - 1970</b>				
1st Session - 95 days	411	350	761	120
2nd Session - 147 days	<u>466</u>	<u>252</u>	<u>718</u>	<u>253</u>
Total	877	602	1,479	373
<b>7TH LEGISLATURE: 1971 - 1972</b>				
1st Session - 121 days	470	247	717	131
2nd Session - 161 days	<u>363</u>	<u>189</u>	<u>552</u>	<u>208</u>
Total	833	436	1,269	339
<b>8TH LEGISLATURE: 1973 - 1974</b>				
1st Session - 90 days	424	259	683	91
1st Special Session - 27 days	10	9	19	8
2nd Session - 96 days	438	278	716	147
2nd Special Session - 4 days	<u>9</u>	<u>8</u>	<u>17</u>	<u>9</u>
Total	881	554	1,435	255
<b>9TH LEGISLATURE: 1975 - 1976</b>				
1st Session - 139 days	538	474	1,010	220
2nd Session - 142 days	<u>397</u>	<u>289</u>	<u>686</u>	<u>279</u>
Total	935	761	1,696	499
<b>10TH LEGISLATURE: 1977 - 1978</b>				
1st Session - 141 days	552	370	922	155
2nd Session - 161 days	<u>434</u>	<u>272</u>	<u>706</u>	<u>182</u>
Total	986	642	1,628	337
<b>11TH LEGISLATURE: 1979 - 1980</b>				
1st Session - 112 days	503	289	792	87
1st Special Session - 3 days	3	2	5	4
2nd Session - 145 days	533	299	832	176
2nd Special Session - 3 days	<u>0</u>	<u>0</u>	<u>0</u>	<u>3</u>
Total	1,039	590	1,629	270

LEGISLATURE/SESSION & NUMBER OF DAYS	BILLS INTRODUCED			BILLS BECAME LAW
	HOUSE	SENATE	TOTAL	
12TH LEGISLATURE: 1981 - 1982				
1st Session - 165 days	620	606	1,226	120
1st Special Session - 3 days	0	1	1	0
2nd Session - 144 days	<u>274</u>	<u>292</u>	<u>566</u>	<u>144</u>
Total	894	899	1,793	264
13TH LEGISLATURE: 1983 - 1984				
1st Session - 162 days	449	318	767	109
2nd Session - 152 days	<u>273</u>	<u>236</u>	<u>509</u>	<u>171</u>
Total	722	554	1,276	280
14TH LEGISLATURE: 1985 - 1986				
1st Session - 119 days	448	322	770	105
1st Special Session - 30 days	0	0	0	0
2nd Session - 120 days	<u>262</u>	<u>167</u>	<u>429</u>	<u>146</u>
Total	710	489	1,199	251
15TH LEGISLATURE: 1987 - 1988				
1st Session - 122 days	327	310	637	96
1st Special Session - 3 days	2	2	4	5
2nd Session - 121 days	<u>238</u>	<u>208</u>	<u>446</u>	<u>173</u>
Total	567	520	1,087	274
16TH LEGISLATURE: 1989 - 1990				
1st Session - 121 days	360	331	691	117
2nd Session - 122 days	230	221	459	211
1st Special Session - 14 days	<u>5</u>	<u>4</u>	<u>9</u>	<u>1</u>
Total	603	556	1,159	329
17TH LEGISLATURE: 1991 - 1992				
1st Session - 122 days	356	313	669	96
2nd Session - 122 days	236	164	400	137
1st Special Session - 4 days	6	6	12	5
2nd Special Session - 8 days	<u>4</u>	<u>2</u>	<u>6</u>	<u>1</u>
Total	602	485	1,087	239
18TH LEGISLATURE: 1993 - 1994				
1st Session - 121 days	304	218	522	83
2nd Session - 121 days	244	163	407	131
1st Special session (7 days Senate, 5 days House)	0	0	0	8
2nd Special session - 3 days	<u>2</u>	<u>2</u>	<u>4</u>	<u>2</u>
Total	550	383	933	224
19TH LEGISLATURE: 1995 - 1996				
1st Session - 121 days	352	187	539	105
2nd Session - 122 days	202	140	342	146
1st Special Session - 30 days	<u>10</u>	<u>12</u>	<u>22</u>	<u>6</u>
Total	564	339	903	257
20TH LEGISLATURE: 1997 - 1998				
1st Session - 119 days	289	206	495	113
2nd Session - 122 days	202	154	356	142
1st Special Session - 7 days	1	2	3	1
2nd Special Session - 2 days	<u>1</u>	<u>1</u>	<u>2</u>	<u>0</u>
Total	493	363	856	256

LEGISLATURE/SESSION & NUMBER OF DAYS	BILLS INTRODUCED			BILLS BECAME LAW
	HOUSE	SENATE	TOTAL	
<b>21ST LEGISLATURE: 1999 - 2000</b>				
1st Session - 121 days	253	185	438	94
1st Special Session - 6 days	1	1	2	2
2nd Special Session - 9 days	0	0	0	2
2nd Session - 115 days	195	129	324	136
3rd Special Session - 3 days	<u>2</u>	<u>2</u>	<u>4</u>	<u>2</u>
Total	451	317	768	236
<b>22ND LEGISLATURE: 2001 - 2002</b>				
1st Session - 121 days	276	229	505	103
1st Special Session - 3 days	0	0	0	1
2nd Session - 123 days	256	143	399	143
2nd Special Session - 5 days	8	12	20	5
3rd Special Session - 4 days	<u>2</u>	<u>2</u>	<u>4</u>	<u>2</u>
Total	542	386	928	254

**Legislation Passed by Both Houses  
1979 - 1992**

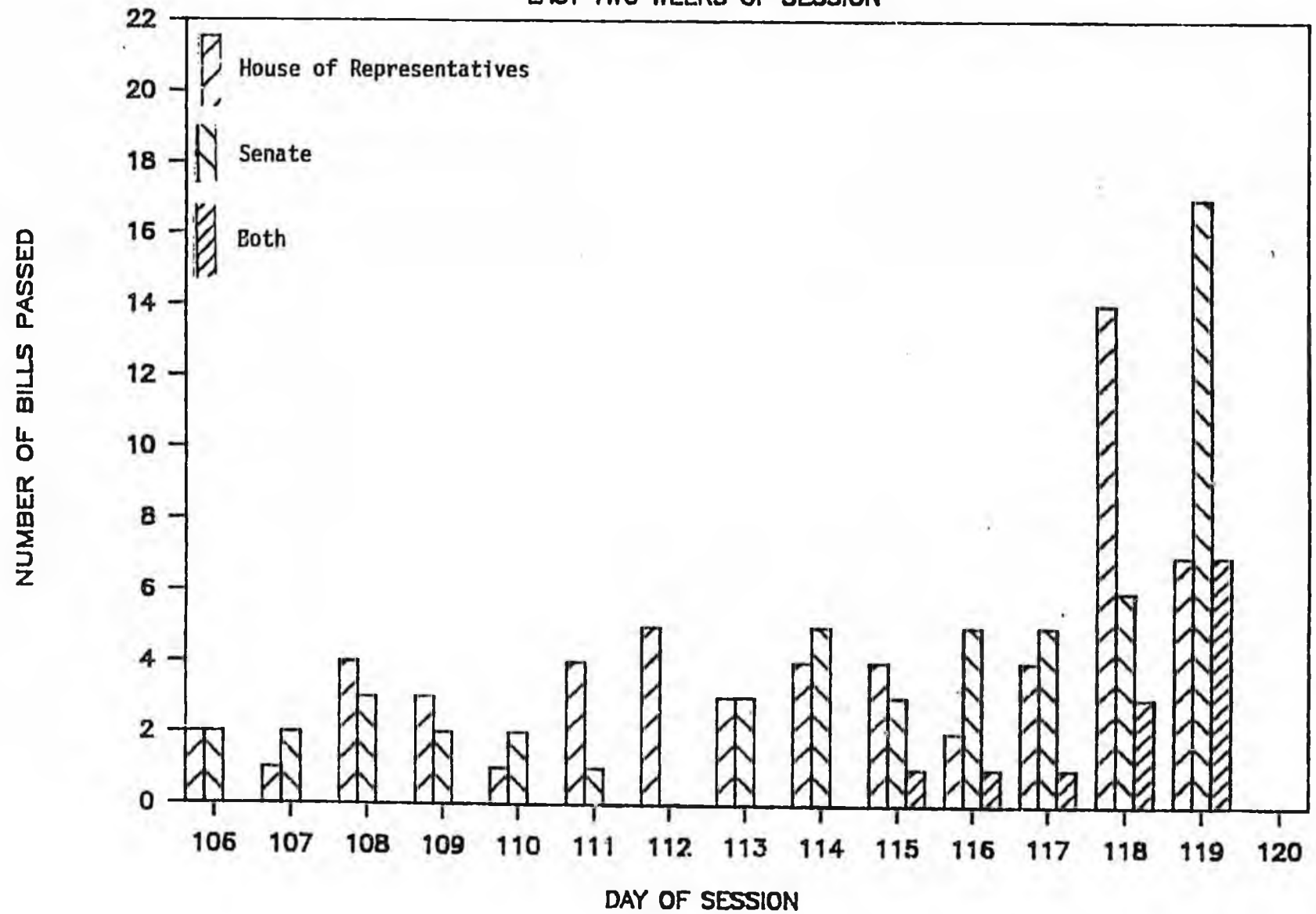
<b>Legislature</b>	<b>Senate Bills</b>	<b>House Bills</b>	<b>Total Bills</b>	<b>Senate Resolutions</b>	<b>House Resolutions</b>	<b>Total Resolutions</b>
<b>11th</b>						
1979	54	62	116	18	15	33
1980	95	104	199	20	29	49
<b>Total</b>	<b>149</b>	<b>166</b>	<b>315</b>	<b>38</b>	<b>44</b>	<b>82</b>
<b>12th</b>						
1981	75	58	133	26	20	46
1982	92	69	161	10	10	20
<b>Total</b>	<b>167</b>	<b>127</b>	<b>294</b>	<b>36</b>	<b>30</b>	<b>66</b>
<b>13th</b>						
1983	54	59	113	11	18	29
1984	90	92	182	17	24	41
<b>Total</b>	<b>144</b>	<b>151</b>	<b>295</b>	<b>28</b>	<b>42</b>	<b>70</b>
<b>14th</b>						
1985	48	59	107	8	17	25
1986	64	90	154	19	15	34
<b>Total</b>	<b>112</b>	<b>149</b>	<b>261</b>	<b>27</b>	<b>32</b>	<b>59</b>
<b>15th</b>						
1987	47	57	104	18	22	40
1988	94	88	182	36	33	69
<b>Total</b>	<b>141</b>	<b>145</b>	<b>286</b>	<b>54</b>	<b>55</b>	<b>109</b>
<b>16th</b>						
1989	60	59	119	42	31	73
1990	103	112	215	38	45	83
<b>Total</b>	<b>163</b>	<b>171</b>	<b>334</b>	<b>80</b>	<b>76</b>	<b>156</b>
<b>17th</b>						
1991	52	54	106	27	34	61
1992	74	75	149	21	29	50
<b>Total</b>	<b>126</b>	<b>129</b>	<b>255</b>	<b>48</b>	<b>63</b>	<b>111</b>

**Source:** Final Status of Bills and Resolutions, Statistical Summary, Legislative Affairs Agency.  
**Statistics used:** House Bills and Resolutions -- Number that passed the Senate.  
Senate Bills and Resolutions -- Number that passed the House.

Prepared by the Legislative Research Agency, August 1992.

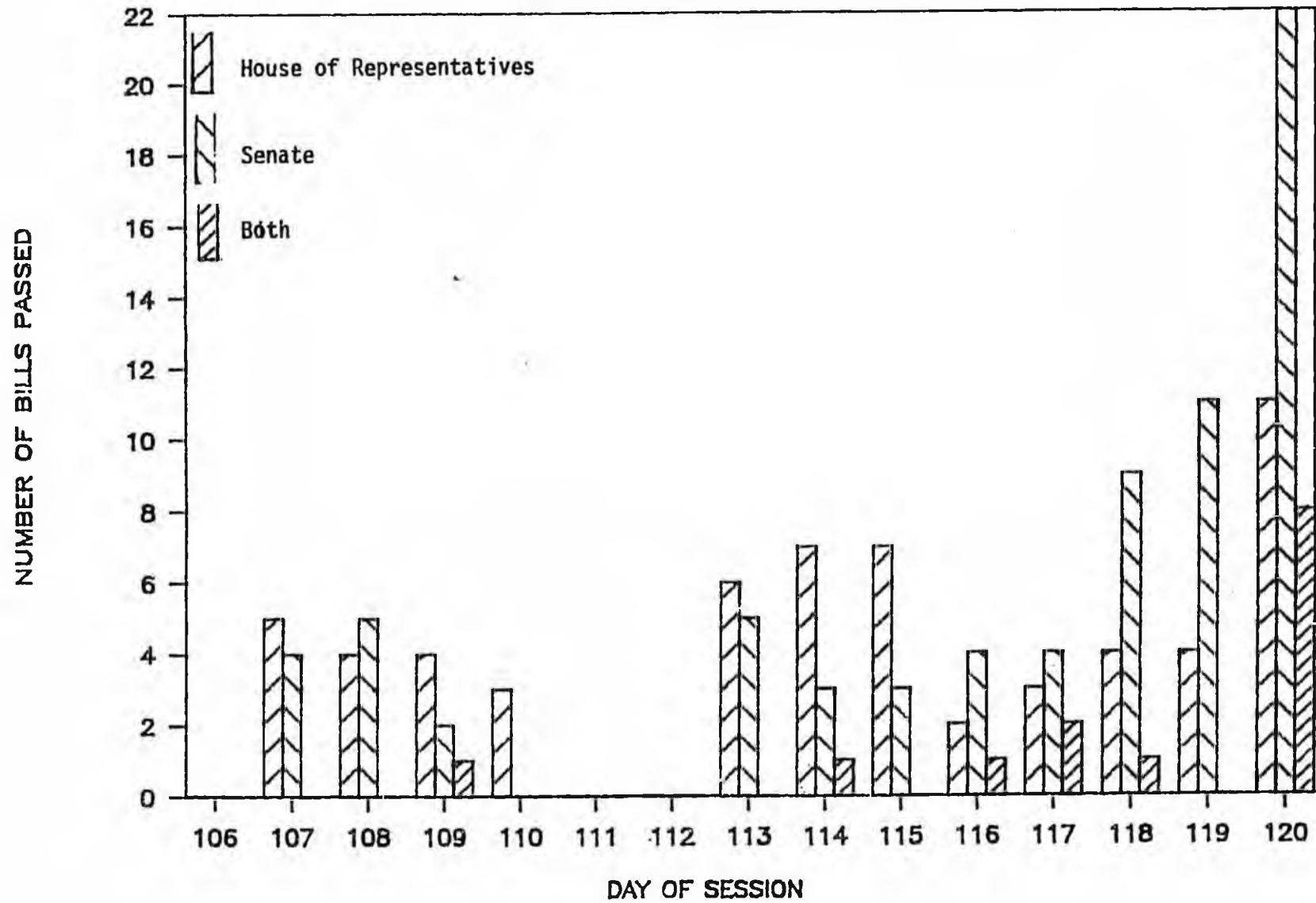
# BILLS PASSED BY LEGISLATURE - 1985

LAST TWO WEEKS OF SESSION



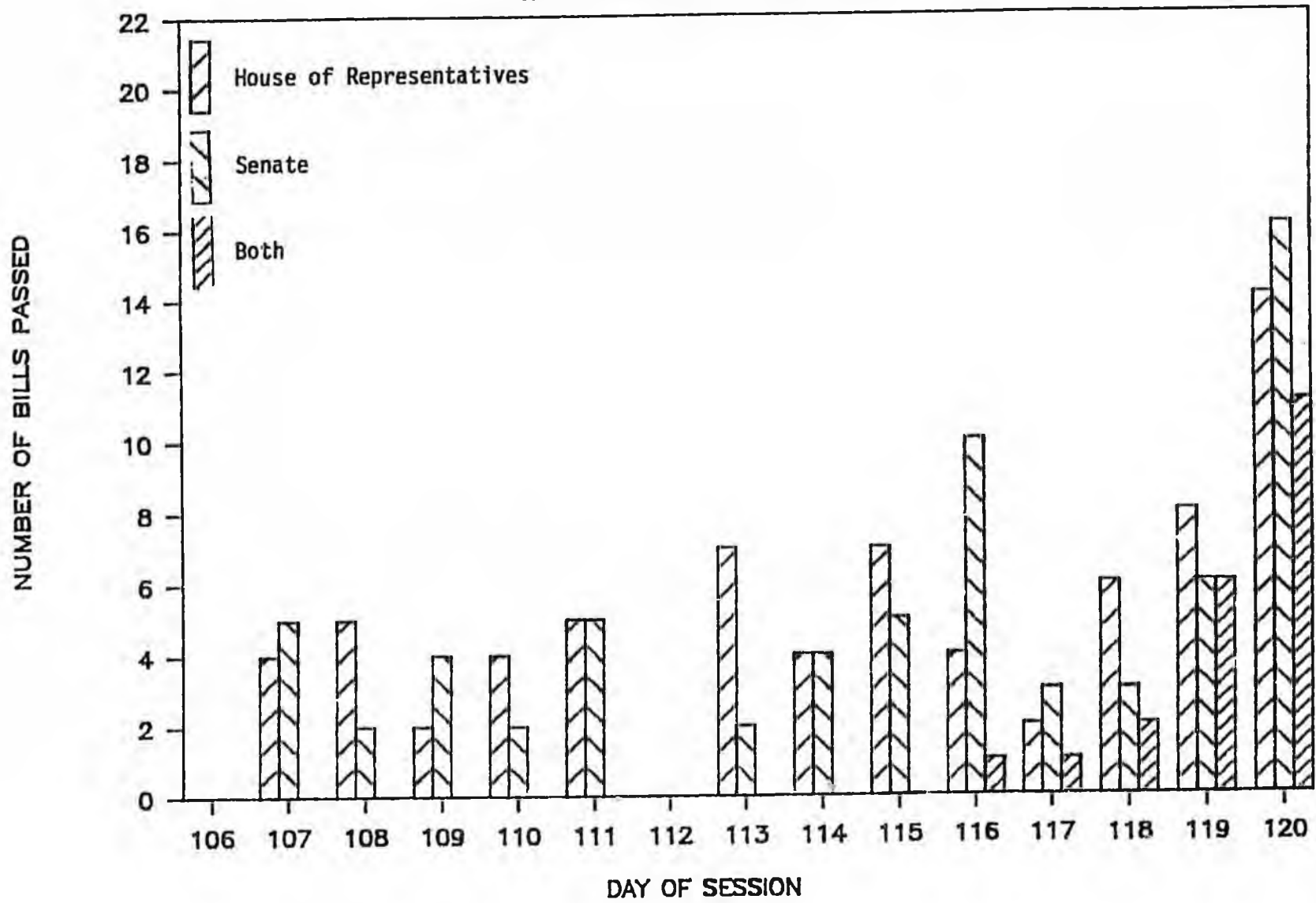
# BILLS PASSED BY LEGISLATURE — 1986

LAST TWO WEEKS OF SESSION



# BILLS PASSED BY LEGISLATURE — 1987

LAST TWO WEEKS OF SESSION



**BILLS PASSED BY THE ALASKA LEGISLATURE  
DURING THE LAST TWO WEEKS OF SESSION  
1985-1987**

1985			
DAY	BILLS PASSED BY		
	HOUSE	SENATE	BOTH
106	2.0	2.0	
107	1.0	2.0	
108	4.0	3.0	
109	3.0	2.0	
110	1.0	2.0	
111	4.0	1.0	
112	5.0		
113	3.0	3.0	
114	4.0	5.0	
115	4.0	3.0	1.0
116	2.0	5.0	1.0
117	4.0	5.0	1.0
118	14.0	6.0	3.0
119	7.0	17.0	7.0
120			
TOTAL	58.0	56.0	13.0
AVERAGE	4.1	4.0	0.9

1986			
DAY	BILLS PASSED BY		
	HOUSE	SENATE	BOTH
106			
107	5.0	4.0	
108	4.0	5.0	
109	4.0	2.0	1.0
110	3.0		
111			
112			
113	6.0	5.0	
114	7.0	3.0	1.0
115	7.0	3.0	
116	2.0	4.0	1.0
117	3.0	4.0	2.0
118	4.0	9.0	1.0
119	4.0	11.0	
120	11.0	22.0	8.0
TOTAL	60.0	72.0	14.0
AVERAGE	4.3	5.1	1.0

1987			
DAY	BILLS PASSED BY		
	HOUSE	SENATE	BOTH
106			
107	4.0	5.0	
108	5.0	2.0	
109	2.0	4.0	
110	4.0	2.0	
111	5.0	5.0	
112			
113	7.0	2.0	
114	4.0	4.0	
115	7.0	5.0	
116	4.0	10.0	1.0
117	2.0	3.0	1.0
118	6.0	3.0	2.0
119	8.0	6.0	6.0
120	14.0	16.0	11.0
TOTAL	72.0	67.0	21.0
AVERAGE	5.1	4.8	1.5

Prepared by the House Research Agency, January 13, 1987, (100287-12; 88-113A).

**Table 1**  
**Number of Bills and Resolutions Passed During Legislative Session**  
**Fourteenth Alaska Legislature - 1st Session - 1985**

	HOUSE NUMBER OF BILLS PASSED				SENATE NUMBER OF BILLS PASSED				BOTH NUMBER OF BILLS PASSED			
	HB	SB	HR	SR	HB	SB	HR	SR	HB	SB	HR	SR
<b>Session Total</b>	<b>110</b>	<b>48</b>	<b>38</b>	<b>8</b>	<b>59</b>	<b>83</b>	<b>17</b>	<b>20</b>	<b>59</b>	<b>48</b>	<b>17</b>	<b>8</b>
Day 106	2	0	1	0	0	2	0	0	0	0	0	0
Day 107	1	0	0	0	0	2	0	1	0	0	0	0
Day 108	2	2	2	0	1	2	0	0	0	0	0	0
Day 109	3	0	0	0	1	1	0	0	0	0	0	0
Day 110	1	0	0	1	0	2	1	0	0	0	0	0
Day 111	4	0	0	0	0	1	0	2	0	0	0	0
Day 112	5	0	0	0	0	0	0	0	0	0	0	0
Day 113	2	1	0	0	0	3	0	0	0	0	0	0
Day 114	4	0	0	0	2	3	1	1	0	0	1	0
Day 115	3	1	2	0	0	3	0	2	0	1	0	0
Day 116	1	1	2	0	1	4	0	0	0	1	0	0
Day 117	3	1	2	0	4	1	0	1	1	0	0	0
Day 118	10	4	1	0	2	4	0	1	1	2	0	0
Day 119	1	6	0	0	16	1	0	1	4	3	0	0
Day 120	0	0	0	0	0	0	0	0	0	0	0	0
<b>14 Day Totals</b>	<b>42</b>	<b>16</b>	<b>10</b>	<b>1</b>	<b>27</b>	<b>29</b>	<b>2</b>	<b>9</b>	<b>6</b>	<b>7</b>	<b>1</b>	<b>0</b>
<b>Daily Percent of Total</b>												
Day 106	1.8	0.0	2.6	0.0	0.0	2.4	0.0	0.0	0.0	0.0	0.0	0.0
Day 107	0.9	0.0	0.0	0.0	0.0	2.4	0.0	5.0	0.0	0.0	0.0	0.0
Day 108	1.8	4.2	5.3	0.0	1.7	2.4	0.0	0.0	0.0	0.0	0.0	0.0
Day 109	2.7	0.0	0.0	0.0	1.7	1.2	0.0	0.0	0.0	0.0	0.0	0.0
Day 110	0.9	0.0	0.0	12.5	0.0	2.4	5.9	0.0	0.0	0.0	0.0	0.0
Day 111	3.6	0.0	0.0	0.0	0.0	1.2	0.0	10.0	0.0	0.0	0.0	0.0
Day 112	4.5	0.0	0.0	0.0	0.0	0.0	0.0	0.0	0.0	0.0	0.0	0.0
Day 113	1.8	2.1	0.0	0.0	0.0	3.6	0.0	0.0	0.0	0.0	0.0	0.0
Day 114	3.6	0.0	0.0	0.0	3.4	3.6	5.9	5.0	0.0	0.0	5.9	0.0
Day 115	2.7	2.1	5.3	0.0	0.0	3.6	0.0	10.0	0.0	2.1	0.0	0.0
Day 116	0.9	2.1	5.3	0.0	1.7	4.8	0.0	0.0	0.0	2.1	0.0	0.0
Day 117	2.7	2.1	5.3	0.0	6.8	1.2	0.0	5.0	1.7	0.0	0.0	0.0
Day 118	9.1	8.5	2.6	0.0	3.4	4.8	0.0	5.0	1.7	4.2	0.0	0.0
Day 119	0.9	12.5	0.0	0.0	27.1	1.2	0.0	5.0	6.8	6.3	0.0	0.0
Day 120	0.0	0.0	0.0	0.0	0.0	0.0	0.0	0.0	0.0	0.0	0.0	0.0
<b>14 Day Totals</b>	<b>38.2</b>	<b>33.3</b>	<b>26.3</b>	<b>12.5</b>	<b>45.8</b>	<b>34.9</b>	<b>11.8</b>	<b>45.0</b>	<b>10.2</b>	<b>14.6</b>	<b>5.9</b>	<b>0.0</b>

Note: HB - House Bills  
 SB - Senate Bills  
 HR - House Resolutions  
 SR - Senate Resolutions

Prepared by the House Research Agency, January 1988, (88-11351; 100287-12).

**Table 2**  
**Number of Bills and Resolutions Passed During Legislative Session**  
**Fourteenth Alaska Legislature - 2nd Session - 1986**

	HOUSE				SENATE				BOTH			
	NUMBER OF BILLS PASSED				NUMBER OF BILLS PASSED				NUMBER OF BILLS PASSED			
	HB	SB	HR	SR	HB	SB	HR	SR	HB	SB	HR	SR
<b>Session Total</b>	<b>144</b>	<b>64</b>	<b>24</b>	<b>19</b>	<b>90</b>	<b>94</b>	<b>15</b>	<b>32</b>	<b>90</b>	<b>64</b>	<b>15</b>	<b>19</b>
Day 106	0	0	0	0	0	0	0	0	0	0	0	0
Day 107	5	0	0	0	0	4	0	1	0	0	0	0
Day 108	4	0	0	0	1	4	0	0	0	0	0	0
Day 109	3	1	0	0	1	1	0	0	0	1	0	0
Day 110	2	1	1	0	0	0	0	0	0	0	0	0
Day 111	0	0	0	0	0	0	0	0	0	0	0	0
Day 112	0	0	0	0	0	0	0	0	0	0	0	0
Day 113	6	0	1	0	0	5	0	0	0	0	0	0
Day 114	4	3	1	0	0	3	0	3	0	1	0	0
Day 115	5	2	0	0	0	3	0	0	0	0	0	0
Day 116	1	1	0	0	2	2	0	1	0	1	0	0
Day 117	0	3	0	0	2	2	0	0	2	0	0	0
Day 118	1	3	0	1	6	3	0	0	0	1	0	1
Day 119	0	4	0	1	10	1	0	0	0	0	0	0
Day 120	1	10	1	2	22	0	3	0	6	2	0	0
<b>14 Day Totals</b>	<b>32</b>	<b>28</b>	<b>4</b>	<b>4</b>	<b>44</b>	<b>28</b>	<b>3</b>	<b>5</b>	<b>8</b>	<b>6</b>	<b>0</b>	<b>1</b>

**Daily Percent of Total**

Day 106	0.0	0.0	0.0	0.0	0.0	0.0	0.0	0.0	0.0	0.0	0.0	0.0
Day 107	3.5	0.0	0.0	0.0	0.0	4.3	0.0	3.1	0.0	0.0	0.0	0.0
Day 108	2.8	0.0	0.0	0.0	1.1	4.3	0.0	0.0	0.0	0.0	0.0	0.0
Day 109	2.1	1.6	0.0	0.0	1.1	1.1	0.0	0.0	0.0	1.6	0.0	0.0
Day 110	1.4	1.6	4.2	0.0	0.0	0.0	0.0	0.0	0.0	0.0	0.0	0.0
Day 111	0.0	0.0	0.0	0.0	0.0	0.0	0.0	0.0	0.0	0.0	0.0	0.0
Day 112	0.0	0.0	0.0	0.0	0.0	0.0	0.0	0.0	0.0	0.0	0.0	0.0
Day 113	4.2	0.0	4.2	0.0	0.0	5.3	0.0	0.0	0.0	0.0	0.0	0.0
Day 114	2.8	4.7	4.2	0.0	0.0	3.2	0.0	9.4	0.0	1.6	0.0	0.0
Day 115	3.5	3.1	0.0	0.0	0.0	3.2	0.0	0.0	0.0	0.0	0.0	0.0
Day 116	0.7	1.6	0.0	0.0	2.2	2.1	0.0	3.1	0.0	1.6	0.0	0.0
Day 117	0.0	4.7	0.0	0.0	2.2	2.1	0.0	0.0	2.2	0.0	0.0	0.0
Day 118	0.7	4.7	0.0	5.3	6.7	3.2	0.0	0.0	0.0	1.6	0.0	5.3
Day 119	0.0	6.3	0.0	5.3	11.1	1.1	0.0	0.0	0.0	0.0	0.0	0.0
Day 120	0.7	15.6	4.2	10.5	24.4	0.0	20.0	0.0	6.7	3.1	0.0	0.0
<b>14 Day Totals</b>	<b>22.2</b>	<b>43.8</b>	<b>16.7</b>	<b>21.1</b>	<b>48.9</b>	<b>29.8</b>	<b>20.0</b>	<b>15.6</b>	<b>8.9</b>	<b>9.4</b>	<b>0.0</b>	<b>5.3</b>

Note: HB - House Bills  
 SB - Senate Bills  
 HR - House Resolutions  
 SR - Senate Resolutions

Prepared by the House Research Agency, January 1988, (88-11352; 100287-12).

Table 3  
 Number of Bills and Resolutions Passed During Legislative Session  
 Fifteenth Alaska Legislature - 1st Session - 1967

	HOUSE NUMBER OF BILLS PASSED				SENATE NUMBER OF BILLS PASSED				BOTH NUMBER OF BILLS PASSED			
	HB	SB	HR	JR	HB	SB	HR	SR	HB	SB	HR	SR
	Session Total	106	47	41	18	57	106	22	48	57	47	22
Day 106	0	0	0	0	0	0	0	0	0	0	0	0
Day 107	4	0	2	0	0	5	0	2	0	0	0	0
Day 108	4	1	2	0	0	2	0	0	0	0	0	0
Day 109	2	0	0	0	0	4	0	1	0	0	0	0
Day 110	3	1	1	0	0	2	1	0	0	0	0	0
Day 111	4	1	1	0	0	5	0	1	0	0	0	0
Day 112	0	0	0	0	0	0	0	0	0	0	0	0
Day 113	7	0	0	0	0	2	1	0	0	0	0	0
Day 114	4	0	0	0	1	3	0	1	0	0	0	0
Day 115	6	1	1	0	1	4	0	0	0	0	0	0
Day 116	3	1	1	0	3	7	0	0	1	0	0	0
Day 117	1	1	0	0	0	3	0	1	0	1	0	0
Day 118	2	4	3	1	2	1	1	2	1	1	0	1
Day 119	1	7	0	0	4	2	0	1	1	5	0	0
Day 120	4	10	2	0	11	5	0	0	8	3	0	0
14 Day Totals	45	27	13	1	22	45	3	9	11	10	0	1
Daily Percent of Total												
Day 106	0.0	0.0	0.0	0.0	0.0	0.0	0.0	0.0	0.0	0.0	0.0	0.0
Day 107	3.8	0.0	4.9	0.0	0.0	4.7	0.0	4.2	0.0	0.0	0.0	0.0
Day 108	3.8	2.1	4.9	0.0	0.0	1.9	0.0	0.0	0.0	0.0	0.0	0.0
Day 109	1.9	0.0	0.0	0.0	0.0	3.8	0.0	2.1	0.0	0.0	0.0	0.0
Day 110	2.8	2.1	2.4	0.0	0.0	1.9	4.5	0.0	0.0	0.0	0.0	0.0
Day 111	3.8	2.1	2.4	0.0	0.0	4.7	0.0	2.1	0.0	0.0	0.0	0.0
Day 112	0.0	0.0	0.0	0.0	0.0	0.0	0.0	0.0	0.0	0.0	0.0	0.0
Day 113	6.6	0.0	0.0	0.0	0.0	1.9	4.5	0.0	0.0	0.0	0.0	0.0
Day 114	3.8	0.0	0.0	0.0	1.8	2.8	0.0	2.1	0.0	0.0	0.0	0.0
Day 115	5.7	2.1	2.4	0.0	1.8	3.8	0.0	0.0	0.0	0.0	0.0	0.0
Day 116	2.8	2.1	2.4	0.0	5.3	6.6	0.0	0.0	1.8	0.0	0.0	0.0
Day 117	0.9	2.1	0.0	0.0	0.0	2.8	0.0	2.1	0.0	2.1	0.0	0.0
Day 118	1.9	8.5	7.3	5.6	3.5	0.9	4.5	4.2	1.8	2.1	0.0	5.6
Day 119	0.9	14.9	0.0	0.0	7.0	1.9	0.0	2.1	1.8	10.6	0.0	0.0
Day 120	3.8	21.3	4.9	0.0	19.3	4.7	0.0	0.0	14.0	6.4	0.0	0.0
14 Day Totals	47.5	57.4	31.7	5.6	38.6	42.5	13.6	18.8	19.3	21.3	0.0	5.6

Note: HB - House Bills  
 SB - Senate Bills  
 HR - House Resolutions  
 SR - Senate Resolutions

Prepared by the House Research Agency, January 1968, (88-11333; 100287-12).

**ALASKA STATE LEGISLATURE**  
**SESSION LENGTH AND PERCENTAGE OF DAYS WITH FLOOR SESSIONS, 1981-2000**

LEGISLATURE	YEAR	HOUSE				SENATE			
		SPEAKER	SESSION LENGTH(1)	DAYS NOT IN SESSION(2)	PERCENTAGE OF DAYS IN SESSION	PRESIDENT	SESSION LENGTH(1)	DAYS NOT IN SESSION(2)	PERCENTAGE OF DAYS IN SESSION
Twelfth	1981(4) 1982	J. Duncan	165	45	68%	J. Kertula	164	46	73%
		J. Duncan	143	54		J. Kertula	144	38	
Thirteenth	1983 1984	J. Hayes	161	62	64%	J. Kertula	162	45	71%
		J. Hayes	152	53		J. Kertula	152	46	
Fourteenth (First legislature under 120-day session limit)	1985(4) 1986	B. Grussendorf	119	50	57%	D. Bennett	119	33	73%
		B. Grussendorf	120	52		D. Bennett	120	33	
Fifteenth	1987(4) 1988	B. Grussendorf	122	54	58%	J. Faiks	121	33	72%
		B. Grussendorf	121	49		J. Faiks	121	36	
Sixteenth	1989 1990(4)	S. Cotten	121	50	61%	T. Kelly	121	32	74%
		S. Cotten	122(3)	46		T. Kelly	121	33	
Seventeenth	1991 1992(4)	B. Grussendorf	122(3)	54	57%	R. Ellason	121	55	55%
		B. Grussendorf	122(3)	53		R. Ellason	121	58	
Eighteenth	1993 1994(4)	R. Barnes	121	54	57%	R. Hallord	121	44	60%
		R. Barnes	121	51		R. Hallord	121	54	
Nineteenth	1995 1996(4)	G. Phillips	121	46	59%	D. Pearce	121	42	60%
		G. Phillips	122(3)	54		D. Pearce	122(3)	54	
Twentieth	1997 1998(4)	G. Phillips	119	50	59%	M. Miller	119	48	65%
		G. Phillips	121	49		M. Miller	121	37	
Twenty-First	1999(4) 2000(4)	B. Porter	121	52	56%	D. Pearce	121	38	69%
		B. Porter	115	53		D. Pearce	115	35	

Notes:

- (1) Session lengths as published in "Summary of Alaska Legislation," Legislative Affairs Agency, Alaska State Legislature.
- (2) Information obtained from Alaska State Legislature's printed House and Senate Journals, and Legislative Affairs Agency Followviews Database.
- (3) House adjourned after midnight on the 121st day.
- (4) Legislature went into special session.



**NATIONAL CONFERENCE  
of STATE LEGISLATURES**

You are logged in

Home  
My NCSL  
Contact/Ask NCSL  
Search  
Site map

**+ MyNCSL**

NCSL Services    Policy Issues    State Legislatures    Information Exchange    State-Federal Relations    Legislative Staff

## Legislative Sessions

### Annual v. Biennial

In the early 1960s, only 19 state legislatures met annually. The remaining 31 held biennial regular sessions. All but three (Kentucky, Mississippi and Virginia) held their biennial session in the odd-numbered year. Ten of the 19 states with annual sessions limited the "off-year" to consideration of budgetary and fiscal matters.

By the mid-1970s, the number of states meeting annually grew tremendously--up from 19 to 41. However, several of these states used a "flexible" session format in which the total days of session time was divided between two years; these states included Minnesota, North Carolina, Tennessee and Vermont.

Today, 44 state legislatures meet annually. The remaining six states--Arkansas, Montana, Nevada, North Dakota, Oregon and Texas--hold session every other year. All of the biennial legislatures hold their regular sessions in the odd year. Six states have limited scope sessions--that is, where one year of the biennium is limited to consideration of specific types of legislation. The states with limited scope sessions are Connecticut, Louisiana, Maine, New Mexico, North Carolina and Wyoming.

Kentucky, New Hampshire and Washington were the last states to change from biennial to annual regular sessions; these states held their first annual sessions in 2001, 1985 and 1981, respectively.

There are several basic arguments used by the respective proponents of annual or biennial sessions. Listed below are the ones set out by political scientists, William Keefe and Morris Ogul.

For Annual Sessions	For Biennial Sessions
1. The biennial format is unsuitable for dealing with the complex and continuing problems which confront today's legislatures. The responsibilities of a legislature have become so burdensome that they can no longer be discharged on an alternate-year basis.	1. There are enough laws. Biennial sessions constitute a safeguard against precipitate and unseemly legislative action.
2. More frequent meetings may serve to raise the status of the legislature, thereby helping to check the flow of power to the executive branch.	2. Yearly meetings of the legislature will contribute to legislative harassment of the administration and its agencies.
3. Continuing legislative oversight of the administration becomes more feasible with annual sessions, and that administrative accountability for the execution of legislative policies is more easily enforced.	3. The interval between sessions may be put to good advantage by individual legislators and interim study commissions, since there is never sufficient time during a session to study proposed legislation.
4. States may respond more rapidly to new federal laws which require state participation.	4. The biennial system affords legislators more time to renew relations with constituents, to mend political fences and to campaign for reelection.
5. The legislature cannot operate effectively in fits and starts. Annual sessions may help make the policy-making process more timely and orderly.	5. Annual sessions inevitably lead to a spiraling of legislative costs, for the legislators and other assembly personnel are brought together twice as often.
6. Annual sessions would serve to diminish the need for special sessions.	

## Session Length

In the early 1960s, 17 states did not place restrictions on the length of their legislative sessions. In another 10 states, the limits were indirect--being set by restrictions on legislator compensation, per diem or travel reimbursements. Several states increased their session length. These were Colorado (from 120 to 160); Georgia (from 80 to 85); Kansas (from 90 to 120); Minnesota (from 90 to 120); and South Dakota (from 60 to 75).

Throughout the 1970s, 1980s and early 1990s, session limitations were becoming more defined. Fewer states had unrestricted sessions, and the number of states with indirect session limits had fallen.

Currently, only 12 states do not place a limit on the length of regular session. The remaining 38 set limits through a variety of ways. Constitutional provisions establish the limits in 28 states. Indirect limits on legislator compensation, per diem or mileage reimbursement are in effect in 3 states. Statutory provisions set the restrictions in 4, and another 3 use chamber rules.

Limits on Session Length

State	1962-63	1972-73	1982-83	Nov 2001
Alabama	30 L	36 L	30 L in 105 C	30 L in 105 C (by statute)
Alaska	None	None	None	120 C
Arizona	63 C (indirect)	None	Sat of week in which 100 <sup>th</sup> C falls (chamber rule)	Sat of week in which 100 <sup>th</sup> C falls (chamber rule)
Arkansas	60 C	60 C	60 C	60 C
California	Odd-120 C Even-30 C	None	None	Even-Nov 30 (constitution)  Odd-Sept 12 Even-Aug 31 (chamber rule)
Colorado	160 C within biennium (indirect)	None	Odd-None Even-140 C	120 C
Connecticut	Wed after 1 <sup>st</sup> Mon in June	Odd-Wed after 1 <sup>st</sup> Mon in June Even-Wed after 1 <sup>st</sup> Mon in May	Odd-Wed after 1 <sup>st</sup> Mon in June Even-Wed after 1 <sup>st</sup> Mon in May	Odd-Wed after 1 <sup>st</sup> Mon in June Even- Wed after 1 <sup>st</sup> Mon in May
Delaware	Odd-90 L Even-30 L	June 30	June 30	June 30
Florida	60 C	60 C	60 C	60 C
Georgia	Odd-45 C Even-40 C	Odd-45 L Even-40 L	40 L	40 L
Hawaii	Odd-60 C Even-30 C	60 L	60 L	60 L
Idaho	60 C (indirect)	60 C  (indirect)	None	None
Illinois	None (by statute)	None	None	None

	60 L			
Indiana		Odd-61 L or April 30 Even-30 L or March 15	Odd-61 L or April 30 Even-30 L or March 15	Odd-Apr 29 Even-Mar 14 (by statute)
Iowa		None	(indirect)	Odd-110 C Even-100 C (indirect)
Kansas	Odd-90 L Even-30 C (indirect)	Odd-90 C Even-60 C (indirect)	Odd-None Even-90 C	Odd-None Even-90 C
Kentucky	60 L	60 L	60 L	Odd: 30 L or Mar 30 Even: 60 L or Apr 15
Louisiana	Odd-30 C Even-60 C	Odd-30 C Even 60 C	60 L in 85 C	Odd-60 L in 85 C Even-30 L in 45 C
Maine	None	None	Odd-100 L Even-50 L	Odd-3 <sup>rd</sup> Wed in June Even-3 <sup>rd</sup> Wed in Apr (by statute)
Maryland	Odd-90 C Even-30 C	90 C	90 C	90 C
Massachusetts	None	None	None	Formal sessions: Odd-3 <sup>rd</sup> Wed in November Even-July 31  Informal sessions: None (by chamber rule)
Michigan	None	None	None	None
Minnesota	120 L		120 L total within biennium or 1 <sup>st</sup> Mon after 3 <sup>rd</sup> Sat in May each year	120 L total within biennium or 1 <sup>st</sup> Mon after 3 <sup>rd</sup> Sat in May each year

Mississippi	None	90 C except year after gubernatorial election, then 125 C	90 C except year after gubernatorial election, then 125 C	90 C except year after gubernatorial election, then 125 C
Missouri	July 15	Odd-June 30 Even-May 15	Odd-June 30 Even-May 15	May 30
Montana	60 L	60 L	90 L	90 L
Nebraska	None	Odd-90 L Even-60 L	Odd-90 L Even-60 L	Odd-90 L Even-60 L
Nevada	60 C (indirect)	60 C (indirect)	60 C (indirect)	120 C
New Hampshire	July 1 (indirect)	90 days prior to July 1 (indirect)	90 days prior to July 1 (indirect)	45 L or July 1 (indirect)
New Jersey	None	None	None	None
New Mexico	60 C	Odd-60 C Even-30 C	Odd-60 C Even 30 C	Odd-60 C Even-30 C
New York	None	None	None	None
North Carolina	120 C (indirect)		None	None
North Dakota	60 L	60 L	80 L	80 L
Ohio	None	None	None	None
Oklahoma	None	90 L	90 L	Last Fri in May
Oregon	None	None	None	None
Pennsylvania	None	None	None	None
Rhode Island	60 L (indirect)	60 L (indirect)	60 L (indirect)	None
South Carolina	None	None	1 <sup>st</sup> Thurs in June (by statute)	1 <sup>st</sup> Thurs in June (by statute)
South Dakota	Odd-45 L Even-30 L	Odd-45 L Even-30 L	Odd-40 L Even-35 L	Odd-40 L Even-35 L
Tennessee	75 C (indirect)		90 L (indirect)	90 L (indirect)

Texas	40 C	40 C	40 C	40 C
Utah	60 C	Odd-60 C Even-20 C	Odd-60 C Even-20 C	45 C
Vermont	None		(indirect)	None
Virginia	60 C (indirect)	Odd-30 C Even-60 C	Odd-30 C Even-60 C	Odd-30 C Even-60 C
Washington	60 C	60 C	Odd-105 C Even-60 C	Odd-105 C Even-60 C
West Virginia	Odd-60 C Even 30 C	60 C	60 C	60 C
Wisconsin	None	None	None	None
Wyoming	40 C	Odd-40 L Even 20 L	Odd-40 L Even-20 L	Odd-40 L Even-20 L

**Key:**

C = calendar day  
L = legislative day

No highlight = annual session  
Turquoise highlight = biennial session  
Gray highlight = "flexible" session format

**For more information:**

Contact Brenda Erickson at [brenda.erickson@ncsl.org](mailto:brenda.erickson@ncsl.org) or (303) 830-2200.

*As of November 2001*

National Conference of State Legislatures  
INFO@NCSL.ORG (autoresponse directory)

Denver Office:  
7700 East First Place  
Denver, CO 80230  
Tel: 303-364-7700  
Fax: 303-364-7800

Washington Office:  
444 North Capitol Street, N.W., Suite 515  
Washington, D.C. 20001  
Tel: 202-624-5400  
Fax: 202-737-1069

May 9, 1997

Vo

## The Anchorage Times

Publisher: BILL J. ALLEN

"Believing in Alaskans, putting Alaska first"

Editors: DENNIS FRADLEY, PAUL JENKINS, WILLIAM J. TOBIN

The Anchorage Times Commentary in this segment of the Anchorage Daily News does not represent the views of the Daily News. It is written and published under an agreement with former owners of The Times, in the interests of preserving a diversity of viewpoints in the community.

# Too darned long

**W**ITH THE end of the 1997 legislative session in sight, let's suggest again that it's time to make a fundamental change in the way Alaska lawmakers do their business.

We're not talking about the conduct or results of this session. We are not criticizing legislators, individually or collectively.

The change that's needed is in the system itself.

Simply put, the state's annual legislative sessions last too long.

As things now stand, lawmakers meet for four months every year.

For one-third of every year, the principal focus of government is on events happening in the state House and Senate. The workings of the bureaucracy may go on, albeit with some considerable distractions from the Capitol, but the attention of the top administration leaders — the commissioners, their deputies and various department heads — is riveted on what is happening in the Legislature.

Once adjournment is reached, each department of the government spends the next three months dealing with implementation of any new laws that affect their respective operations, and struggling with financial changes caused by budget cuts and changes in line-item appropriations.

And during the final one-third of the year the administration — all the departments, commissioners, deputy commissioners and workers down the line — must concentrate on planning for the next session, preparing new bills for introduction, working on the next budget, and generally gearing up to do battle all over again.

It's a wonder anything gets done.

**THERE IS** a solution.

By statute or by constitutional amendment, it should be mandated that the Legislature handle the state budget process on a two-year cycle — rather than dealing with appropriations annually.

Every other year, legislators should meet for a short session — 45 days at the maximum — to consider only a biennial budget. No other legislation would be considered, other than that required to address items that are judged to be absolute emergencies.

On the alternate years, the legislators would meet to consider general legislation — no budget work at all. Without the need to deal with budgets and funding, the work of this session would not require lawmakers to be in Juneau for four months of the year.

Maybe, under this scenario, they could get the work done in 60 days. Certainly 90 would be sufficient, under any circumstances.

The grim need for legislators to be in Juneau for a third of the year would be eliminated. And the administration would have much more time to concentrate on the job of running the state.

This is not rocket science. This is not plowing new fields in gov-

Sam Bishop, Opinion Page Editor; 459-7574

1 Feb 1997

FAIRBANKS

Daily News - Miner

"Independent in All Things... Neutral in None"
Established in 1903

CHARLES L. GRAY
Publisher Emeritus

PAUL J. MASSEY
Publisher

KELLY BOSTIAN
Managing Editor

SAM BISHOP
Editorial Page Editor

WHAT OTHERS SAY

Set a 90-day legislative session

Among the more pertinent pieces of legislation filed this session is a proposed amendment to the state Constitution that would limit the 120-day session to 90 days. If passed, House Joint Resolution No. 1 would require a vote of the people.

It's a worthy concept that keeps surfacing, especially with legislators who live elsewhere, and we think it merits discussion.

Here's why: Every year, Christmas and New Year holidays are very nearly ruined for people preparing to return to Juneau for the session. First, they must wind down their duties and close up their offices before Christmas. Then, they must pack up their belongings and hit the road around the New Year to make it to Juneau in time to settle in for the session.

New legislators must be in Juneau by about Jan. 4 so they can take part in orientations. Some legislators and staff members must catch a ferry. Many arrive in the capital exhausted, having had their family time over the holidays completely disrupted.

This has spawned an annual sense of dread among many involved in the Legislature, a dread that isn't easily dissolved by the friendliness of Juneau. As one staff member put it, they feel as though they are gerbils on a treadmill: "We get here (Juneau) with a bad attitude."

Rep. Norm Rokeberg and Rep. Jerry Sanders are putting their efforts behind the resolution, the very one that died of neglect last session. Rokeberg argues the Legislature could start later, perhaps in February or early March. So much of what the Legislature does must wait until the March budget forecast from the Department of Revenue, so why not wait to get started until some of the real nuts-and-bolts work can be done?

Years ago, the people of Alaska became frustrated with the Legislature when sessions-without-limits dragged on until June or July. Thus, the 120-day limit was passed by voters. We think an even shorter session would be just as responsive, more cost-effective for the people of Alaska, and possibly even more productive. Other states do it.

Although Juneau would feel an economic impact, the perceived need to move the capital to Anchorage or elsewhere would become far less important.

The idea of a shorter session also is in line with the concept of a citizen-statesman government, one that has legislators spending more time in their districts, working in their own professions and being available to listen to their constituents. And that's a capital idea that would benefit the state as a whole.

-Juneau Empire, Jan. 26

LETTERS TO THE EDITOR

The Fairbanks Daily News-Miner reserves the right to edit or

Did Lippo

Strange sequence smells no good

WASHINGTON — In his "errors were made" press conference, President Clinton became flustered when asked by The Washington Post's John Harris if he had found anything "unusual or suspicious" in large payments by the Lippo Group to Clinton's friend Webster Hubbell just after he was forced out of the Justice Department and before he went to jail.

"I didn't know about it," he insisted. "And I can't imagine who could have ever arranged to do something improper like that and no one around here know about it. It's just not — we — we did not know anything about it."

Later in his answer he added "before it happened," because his blanket denial was untrue. His closest confidential aide, Bruce Lindsey, had already told the Senate he was aware of the payments to the disgraced Hubbell by Clinton's Asian friends. But the president now claims that the "improper" arrangement was kept secret from him "till I read about it in the press."

Consider: The financially desperate Hubbell, who could have sunk the Clintons if he turned against them, received a bundle from the same Asian crew bankrolling Clinton campaigns; he

When bala

Sen. Lott wants Social Security, not highway fund, in the formula

By LAWRENCE M. O'ROURKE
WASHINGTON — Trent Lott, the Senate Republican Leader, has a bit of an inconsistency problem with trust funds.

It's a critical inconsistency because it lies at the center of the debate over whether the Constitution should be amended to require an annual balanced federal budget.

Both the Senate and House intend to vote in February. If each chamber approves the amendment by a two-thirds majority, it will be sent to the states. If three-fourths of the states ratify, the balanced budget amendment becomes part of the Constitution.

The resolution of Lott's inconsistency is pivotal because his issues involve two of America's most popular federal programs: Social Security and the building

**Thumbs up to discussion of a shorter legislative session.**

The group of freshman and sophomore representatives investigating the measure raise some strong arguments for a more compact session. A number of other states have shorter sessions than Alaska's 121 days.

The Wyoming Legislature meets for not more than 40 days in odd-numbered years in General Session and for approximately 20 days in even numbered years for a Budget Session. South Dakota conducts the state's business in an annual 40-day session. Kentucky for the first time this year injected a 30-day session between its traditional 90-day biennial sessions.

Many Alaska legislators, especially first timers, become frustrated with the slow, unproductive pace of the first half of the session. A shorter session would require a greater sense of urgency and allow for far less posturing and lobbying.

A House State Affairs subcommittee this week considered four proposed constitutional amendments, all of which would reduce the length of the session. Rep. Lisa Murkowski's amendment calls for the state budget to follow a two-year cycle, noting that more long range planning would need to come first.

There are many extenuating factors to examine before deciding on the merits of a shorter session, however, the efficiencies of short sessions are well proven in other states. A shorter session may look pretty good to our state legislators if they are going to be moving into a vacant Wal-Mart building in Wasilla as suggested this week by Mark Chryson, a sponsor of the petition to move the legislature from Juneau to the Matanuska-Susitna Borough near Anchorage.

# JUNEAU EMPIRE

JOHN WINTERS  
*Publisher*

SUZANNE DOWNING  
*Managing Editor*

JIM WHITAKER  
*Editorial Page Editor*

FRED HOWARD  
*Circulation Manager*

DAVID BLUMENSHINE  
*Production Manager*

ROBIN HERDMAN PAUL  
*Advertising Manager*

PAT SMITH  
*Office Manager*

## Shorter session, better government

**A**mong the more pertinent pieces of legislation filed this session is a proposed amendment to the state Constitution that would limit the 120-day session to 90 days. If passed, House Joint Resolution No. 1 would require a vote of the people.

It's a worthy concept that keeps surfacing, especially with legislators who live elsewhere, and we think it merits discussion.

Here's why: Every year, Christmas and New Year holidays are very nearly ruined for people preparing to return to Juneau for the session. First, they must wind down their duties and close up their offices before Christmas. Then, they must pack up their belongings and hit the road around the New Year to make it to Juneau in time to settle in for the session. New legislators must be in Juneau by about Jan. 4 so they can take part in orientations. Some legislators and staff members must catch a ferry. Many of them arrive in the capital exhausted, having had their family time over the holidays completely disrupted.

This has spawned an annual sense of dread among many involved in the Legislature, a dread that isn't easily dissolved by the friendliness of Juneau. As one staff member put it, they feel as though they are gerbils on a treadmill: "We get here (Juneau) with a bad attitude."

Rep. Norm Rokeberg and Rep. Jerry Sanders are putting their efforts behind the resolution, the very one that died of neglect last session. Rokeberg argues the Legislature could start later, perhaps in February or early March. So much of what the Legislature does must wait until the March budget forecast from the Department of Revenue, so why not wait to get started until some of the real nuts-and-bolts work can be done?

Years ago, the people of Alaska became frustrated with the Legislature when sessions-without-limits dragged on until June or July. Thus, the 120-day limit was passed by voters. We think an even shorter session would be just as responsive, more cost-effective for the people of Alaska, and possibly even more productive. Other states do it.

Although Juneau would feel an economic impact, the perceived need to move the capital to Anchorage or elsewhere would become far less important.

The idea of a shorter session is also in line with the concept of a citizen-statesman government, one that has legislators spending more time in their districts, working in their own professions and being available to listen to their constituents. And that's a capital idea that would benefit the state as a whole.