

HB

312

HFIN

FILE

FISCAL NOTE

STATE OF ALASKA
2002 LEGISLATIVE SESSION

Fiscal Note Number: _____
Bill Version: DRAFT - CSHB312(FIN)

() Publish Date: _____

Revision Date/Time (Note if correction): _____ Dept. Affected: Military & Veterans Affairs
Title: Supplementary Public School Funding BRU: Alaska National Guard

Component: AK Military Youth Academy

Sponsor: Rep. Williams
Requester: (H) FIN Component Number: 1969

Expenditures/Revenues (Thousands of Dollars)

Note: Amounts do not include inflation unless otherwise noted below.

OPERATING EXPENDITURES	FY 2003	FY 2004	FY 2005	FY 2006	FY 2007	FY 2008
Personal Services						
Travel						
Contractual						
Supplies						
Equipment						
Land & Structures						
Grants & Claims	641.5					
Miscellaneous						
TOTAL OPERATING	641.5	0.0	0.0	0.0	0.0	0.0

CAPITAL EXPENDITURES						
----------------------	--	--	--	--	--	--

CHANGE IN REVENUES ()						
------------------------	--	--	--	--	--	--

FUND SOURCE (Thousands of Dollars)

1002 Federal Receipts						
1003 GF Match	(1,407.5)					
1004 GF	(97.6)					
1005 GF/Program Receipts						
1037 GF/Mental Health						
1007 Interagency Receipts	2,146.6					
TOTAL	641.5	0.0	0.0	0.0	0.0	0.0

Estimate of any current year (FY2002) cost: none
Check this box (X) if funding for this bill is included in the Governor's FY2003 budget proposal:

POSITIONS

Full-time						
Part-time						
Temporary						

ANALYSIS: (Attach a separate page if necessary)

See next page for fiscal calculations.

Prepared by: Carol Carroll, Director
Division: Administrative Services
Approved by: Phillip Oates
Agency: Military & Veterans Affairs

Phone 907-465-4730
Date/Time 15-Mar-02
Date 15-Mar-02

ANALYSIS: (continued)

Calculation:

- a. Base student allocation $(\$4,010) \times 7 \times \#$ of residential students (150) = \$4,210,500
- b. Base student allocation $(\$4,010) \times 6/10 \times \#$ of nonresidential students (175) = \$421,050

Total Allocation:

\$4,210,500 + \$421,050 = \$4,631,550
Less Federal Matching Funds of \$2,100,000
Equals \$2,531,550 TOTAL interagency receipts allocation from Dept. of Education

Notes:

1. This fiscal note reflects an interagency receipts amount of \$2,146,600 because the FY03 Governor's budget request already included \$385,000 interagency receipts authorization from Dept. of Education's Alyeska School. This funding will be replaced by the public school funding, but the additional receipt authorization is not needed as long as the Governor's budget interagency receipt amount is funded in HB403.
2. This fiscal note is based on changes from the Governor's FY03 budget. Not included was the Governor's FY03 amended request of \$240,000 for graduate stipends. The net difference of \$641,500 on the fiscal note less the \$240,000 amendment request results in a NET increase over the Governor's amended request of \$401,500.
3. This calculation is based on FY01 student counts and federal funding grants. These may fluctuate each year, and will be determined on October 1 per this legislation.

FISCAL NOTE

STATE OF ALASKA
2002 LEGISLATIVE SESSION

Fiscal Note Number: _____
Bill Version: CSHB 312(FIN)
() Publish Date: _____

Revision Date/Time (Note if correction): _____ Dept. Affected: Education & Early Development
Title: "An Act relating to the delay of the reduction of BRU: K-12 Support
supplementary public school funding; and providing for an eff..." Component: Foundation Program
Sponsor: Rep. Williams
Requester: (H) FIN Component Number: 141

Expenditures/Revenues (Thousands of Dollars)

Note: Amounts do not include inflation unless otherwise noted below.

OPERATING EXPENDITURES	FY 2003	FY 2004	FY 2005	FY 2006	FY 2007	FY 2008
Personal Services						
Travel						
Contractual						
Supplies						
Equipment						
Land & Structures						
Grants & Claims	334.0	0.0	0.0	0.0	0.0	0.0
Miscellaneous						
TOTAL OPERATING	334.0	0.0	0.0	0.0	0.0	0.0

CAPITAL EXPENDITURES						
-----------------------------	--	--	--	--	--	--

CHANGE IN REVENUES ()						
-------------------------------	--	--	--	--	--	--

FUND SOURCE (Thousands of Dollars)

1002 Federal Receipts						
1003 GF Match						
1004 GF	334.0	0.0	0.0	0.0	0.0	0.0
1005 GF/Program Receipts						
1037 GF/Mental Health						
Other (Specify Type)						
TOTAL	334.0	0.0	0.0	0.0	0.0	0.0

Estimate of any current year (FY2002) cost: 0.0

Check this box (X) if funding for this bill is included in the Governor's FY 2003 budget proposal:

POSITIONS

Full-time						
Part-time						
Temporary						

ANALYSIS: (Attach a separate page if necessary)

Attached is an analysis of the financial impact on foundation funding if the floor provision is suspended until 2004.

211 students enrolled in Alaska Challenge Youth Program funded through Alyeska Central School.
211 x \$3,208 = \$676,888

Summary:

Section 1 \$1,010,918
Section 2 (676,888)
Net change \$334,030

Prepared by: Eddy Jeans, School Finance Manager Phone: 465-8679
Division: Education & Early Development Date/Time: 03/15/02
Approved by: _____ Date: 03/15/2002
Agency: Education & Early Development

For distribution information, call the Governor's Legislative Office

School District	FY2003 Floor	FY2002 Floor	Section 1 Difference	Section 2	Net Change
Alaska Gateway	213,670	213,670	-		0
Aleutian Region	151,145	172,799	21,654		21,654
Aleutians East Borough	-	-	-		0
Anchorage	-	-	-		0
Annette Island	-	-	-		0
Bering Strait	-	-	-		0
Bristol Bay Borough	-	-	-		0
Chatham	-	-	-		0
Chugach	482,622	482,622	-		0
Copper River	-	-	-		0
Cordova	36,212	36,324	112		112
Craig	-	-	-		0
Delta/Greely	98,930	306,215	207,285		207,285
Denali Borough	-	-	-		0
Dillingham	54,808	79,814	25,006		25,006
Fairbanks N. Star Borough	-	-	-		0
Galena	1,358,327	1,564,082	205,755		205,755
Haines Borough	1,904	7,261	5,357		5,357
Hoonah	36,570	36,570	-		0
Hydaburg	135,953	141,618	5,665		5,665
Iditarod Area	660,505	705,331	44,826		44,826
Juneau Borough	-	-	-		0
Kake	47,666	47,666	-		0
Kashunamiut	-	-	-		0
Kenai Peninsula Borough	-	-	-		0
Ketchikan Gateway Borough	-	-	-		0
Klawock	178,457	178,457	-		0
Kodiak Island Borough	-	-	-		0
Kuspuk	62,218	152,940	90,722		90,722
Lake & Peninsula Borough	186,798	190,610	3,812		3,812
Lower Kuskokwim	3,956,869	4,139,773	182,904		182,904
Lower Yukon	-	-	-		0
Mat-Su Borough	-	-	-		0
Nenana	-	-	-		0
Nome	95,044	95,798	754		754
North Slope Borough	-	-	-		0
Northwest Arctic Borough	-	-	-		0
Pelican	170,985	170,985	-		0
Petersburg	-	-	-		0
Pribilof	22,135	27,348	5,213		5,213
Sitka Borough	-	-	-		0
Skagway	195,530	199,075	3,545		3,545
Southeast Island	405,398	422,290	16,892		16,892
Southwest Region	-	-	-		0
St. Mary's	83,071	128,079	45,008		45,008
Tanana	76,854	86,751	9,897		9,897
Unalaska	344,603	344,603	-		0
Valdez	462,038	492,498	30,460		30,460
Wrangell	-	-	-		0
Yakutat	146,730	188,115	41,385		41,385
Yukon Flats	713,429	727,989	14,560		14,560
Yukon/Koyukuk	522,921	550,443	27,522		27,522
Yupitit	311,485	334,069	22,584		22,584
Alyeska Central School *	-	-	-	(676,888)	(676,888)
Mt. Edgecumbe High School	-	-	-		0
TOTALS:	11,212,877	12,223,795	1,010,918	(676,888)	334,030

FISCAL NOTE

STATE OF ALASKA
2002 LEGISLATIVE SESSION

Fiscal Note Number: _____
Bill Version: CSHB 312(FIN)
() Publish Date: _____

Revision Date/Time (Note if correction): _____ Dept. Affected: Education & Early Development
Title: "An Act relating to the delay of the reduction of BRU: K-12 Support
supplementary public school funding; and providing for an eff..." Component: Schools for the Handicapped
Sponsor: Rep. Williams
Requester: (H) FIN Component Number: 151

Expenditures/Revenues (Thousands of Dollars)

Note: Amounts do not include inflation unless otherwise noted below.

OPERATING EXPENDITURES	FY 2003	FY 2004	FY 2005	FY 2006	FY 2007	FY 2008
Personal Services						
Travel						
Contractual						
Supplies						
Equipment						
Land & Structures						
Grants & Claims	2,531.6	2,531.6	2,531.6	2,531.6	2,531.6	2,531.6
Miscellaneous						
TOTAL OPERATING	2,531.6	2,531.6	2,531.6	2,531.6	2,531.6	2,531.6

CAPITAL EXPENDITURES						
-----------------------------	--	--	--	--	--	--

CHANGE IN REVENUES ()						
-------------------------------	--	--	--	--	--	--

FUND SOURCE (Thousands of Dollars)

1002 Federal Receipts						
1003 GF Match						
1004 GF	2,531.6	2,531.6	2,531.6	2,531.6	2,531.6	2,531.6
1005 GF/Program Receipts						
1037 GF/Mental Health						
Other (Specify Type)						
TOTAL	2,531.6	2,531.6	2,531.6	2,531.6	2,531.6	2,531.6

Estimate of any current year (FY2002) cost: 0.0

Check this box (X) if funding for this bill is included in the Governor's FY 2003 budget proposal:

POSITIONS

Full-time						
Part-time						
Temporary						

ANALYSIS: (Attach a separate page if necessary)

- a) Base student allocation (\$4,010) x 7 x # of residential students (150) = \$4,210,500
- b) Base student allocation (\$4,010) x 60% x # of nonresidential students (175) = \$421,050

Total Allocation: \$4,210,500 + \$421,050 = \$4,631,550 - \$2,100,000 Fed Funds = \$2,531,550 Alaska Military Youth Academy Grant

SUMMARY:

Alaska Military Youth Academy Grant	\$2,531,550
Reduction in Foundation Program	(676,888)
Military & Veterans Affairs fiscal note	(1,407,500)
Military & Veterans Affairs fiscal note	(97,600)
Net Increase for Military Youth Academy	\$349,562

Prepared by: Eddy Jeans, School Finance Manager Phone 465-8679
Division: Education & Early Development Date/Time 03/15/02
Approved by: _____ Date 03/15/2002
Agency: Education & Early Development

For distribution information, call the Governor's Legislative Office

File called
 in
 15 in the bill AMENDMENT 1 with change
 3/15/02
 adopted
 22-LS1257A.2
 Ford
 3/4/02

OFFERED IN THE HOUSE

TO: HB 312

1 Page 1, line 1, following "funding;":

2 Insert "relating to funding the Alaska Challenge Youth Academy program;"

3

4 Page 1, following line 11:

5 Insert a new bill section to read:

6 ** Sec. 2. AS 14.30 is amended by adding a new section to read:

7 Sec. 14.30.740. Funding for Alaska Challenge Youth Academy program.

8 (a) Each fiscal year, the department shall allocate funding for the Alaska Challenge
 9 Youth Academy program in an amount equal to the base student allocation multiplied
 10 by seven for each residential student and the base student allocation multiplied by 6/10
 11 for each nonresidential student, minus the amount received by the program in federal
 12 matching grant funds. The determination of the number of residential and
 13 nonresidential students shall be made by the department on October 1 of ~~each~~ ^{the prior} year.

14 (b) In this section,

15 (1) "base student allocation" means the amount established under
 16 AS 14.17.470;

17 (2) "nonresidential student" means a student who receives services but
 18 does not reside at the program site;

19 (3) "program" means the Alaska Challenge Youth Academy program;

20 (4) "residential student" means a student who resides at the program
 21 site."

22

23 Renumber the following bill sections accordingly.

24

22-LS1257\A.2

- 1 Page 2, line 4:
- 2 Delete "sec. 5"
- 3 Insert "sec. 6"
- 4
- 5 Page 2, line 9:
- 6 Delete "Section 3"
- 7 Insert "Section 4"
- 8
- 9 Page 2, line 10:
- 10 Delete "Sections 1 and 2"
- 11 Insert "Sections 1 - 3"

FISCAL NOTE

STATE OF ALASKA
2002 LEGISLATIVE SESSION

Fiscal Note Number: _____
 Bill Version: CSHB 312(FIN)
 () Publish Date: _____

Revision Date/Time (Note if correction): _____ Dept. Affected: Education & Early Development
 Title: "An Act relating to the delay of the reduction of BRU: K-12 Support
supplementary public school funding; and providing for an eff..." Component: Schools for the Handicapped
 Sponsor: Rep. Williams
 Requester: (H) FIN Component Number: 151

Expenditures/Revenues (Thousands of Dollars)

Note: Amounts do not include inflation unless otherwise noted below.

OPERATING EXPENDITURES	FY 2003	FY 2004	FY 2005	FY 2006	FY 2007	FY 2008
Personal Services						
Travel						
Contractual						
Supplies						
Equipment						
Land & Structures						
Grants & Claims	2,531.6	2,531.6	2,531.6	2,531.6	2,531.6	2,531.6
Miscellaneous						
TOTAL OPERATING	2,531.6	2,531.6	2,531.6	2,531.6	2,531.6	2,531.6

CAPITAL EXPENDITURES						
-----------------------------	--	--	--	--	--	--

CHANGE IN REVENUES ()						
-------------------------------	--	--	--	--	--	--

FUND SOURCE (Thousands of Dollars)

1002 Federal Receipts						
1003 GF Match						
1004 GF	2,531.6	2,531.6	2,531.6	2,531.6	2,531.6	2,531.6
1005 GF/Program Receipts						
1037 GF/Mental Health						
Other (Specify Type)						
TOTAL	2,531.6	2,531.6	2,531.6	2,531.6	2,531.6	2,531.6

Estimate of any current year (FY2002) cost: 0.0

Check this box (X) if funding for this bill is included in the Governor's FY 2003 budget proposal:

POSITIONS

Full-time						
Part-time						
Temporary						

ANALYSIS: (Attach a separate page if necessary)

- a) Base student allocation (\$4,010) x 7 x # of residential students (150) = \$4,210,500
- b) Base student allocation (\$4,010) x 60% x # of nonresidential students (175) = \$421,050

Total Allocation: \$4,210,500 + \$421,050 = \$4,631,550 - \$2,100,000 Fed Funds = \$2,531,550 Alas..a Military Youth Academy Grant

SUMMARY:

Alaska Military Youth Academy Grant \$2,531,550
 Reduction in Foundation Program (676,888)
 Military & Veterans Affairs fiscal note (1,407,500)
 Military & Veterans Affairs fiscal note (97,600)
 Net Increase for Military Youth Academy \$349,562

Prepared by: Eddy Jeans, School Finance Manager Phone 465-8679
 Division: Education & Early Development Date/Time 03/15/02
 Approved by: _____ Date 03/15/2002
 Agency: Education & Early Development

For distribution information, call the Governor's Legislative Office

FISCAL NOTE

STATE OF ALASKA
2002 LEGISLATIVE SESSION

Fiscal Note Number: _____
Bill Version: DRAFT - CSHB312(FIN)
() Publish Date: _____

Revision Date/Time (Note if correction): _____
Title: Supplementary Public School Funding

Dept Affected: Military & Veterans Affairs
BR#: Alaska National Guard
Component: AK Military Youth Academy

Sponsor: Rep. Williams
Requester: (H) FIN

Component Number: 1969

Expenditures/Revenues (Thousands of Dollars)

Note: Amounts do not include inflation unless otherwise noted below.

OPERATING EXPENDITURES	FY 2003	FY 2004	FY 2005	FY 2006	FY 2007	FY 2008
Personal Services						
Travel						
Contractual						
Supplies						
Equipment						
Land & Structures						
Grants & Claims	641.5					
Miscellaneous						
TOTAL OPERATING	641.5	0.0	0.0	0.0	0.0	0.0

CAPITAL EXPENDITURES						
----------------------	--	--	--	--	--	--

CHANGE IN REVENUES ()						
------------------------	--	--	--	--	--	--

FUND SOURCE (Thousands of Dollars)

1002 Federal Receipts						
1003 GF Match	(1,407.5)					
1004 GF	(97.6)					
1005 GF/Program Receipts						
1037 GF/Mental Health						
1007 Interagency Receipts	2,146.6					
TOTAL	641.5	0.0	0.0	0.0	0.0	0.0

Estimate of any current year (FY2002) cost: none

Check this box (X) if funding for this bill is included in the Governor's FY2003 budget proposal:

POSITIONS

Full-time						
Part-time						
Temporary						

ANALYSIS: (Attach a separate page if necessary)

See next page for fiscal calculations.

Prepared by: Carol Carroll, Director
Division: Administrative Services
Approved by: Phillip Oates
Agency: Military & Veterans Affairs

Phone: 907-465-4730
Date/Time: 15-Mar-02
Date: 15-Mar-02

7
?

ANALYSIS: (continued)

Calculation:

- a. Base student allocation $(\$4,010) \times 7 \times \#$ of residential students (150) = \$4,210,500
- b. Base student allocation $(\$4,010) \times 6/10 \times \#$ of nonresidential students (175) = \$421,050

Total Allocation:

$\$4,210,500 + \$421,050 = \$4,631,550$
Less Federal Matching Funds of \$2,100,000
Equals \$2,531,550 TOTAL interagency receipts allocation from Dept. of Education

Notes:

1. This fiscal note reflects an interagency receipts amount of \$2,146,600 because the FY03 Governor's budget request already included \$385,000 interagency receipts authorization from Dept. of Education's Alyeska School. This funding will be replaced by the public school funding, but the additional receipt authorization is not needed as long as the Governor's budget interagency receipt amount is funded in HB403.
2. This fiscal note is based on changes from the Governor's FY03 budget. Not included was the Governor's FY03 amended request of \$240,000 for graduate stipends. The net difference of \$641,500 on the fiscal note less the \$240,000 amendment request results in a NET increase over the Governor's amended request of \$401,500.
3. This calculation is based on FY01 student counts and federal funding grants. These may fluctuate each year, and will be determined on October 1 per this legislation.

FISCAL NOTE

STATE OF ALASKA
2002 LEGISLATIVE SESSION

Fiscal Note Number: _____
Bill Version: HB 312
() Publish Date: _____

Revision Date/Time (Note if correction): _____ Dept. Affected: Education & Early Development
Title: "An Act relating to the delay of the reduction of BRU: K-12 Support
supplementary public school funding; and providing for an eff..." Component: Foundation Program
Sponsor: Representative Bill Williams
Requester: House Special Committee on Education Component Number: 141

Expenditures/Revenues (Thousands of Dollars)

Note: Amounts do not include inflation unless otherwise noted below.

OPERATING EXPENDITURES	FY 2003	FY 2004	FY 2005	FY 2006	FY 2007	FY 2008
Personal Services						
Travel						
Contractual						
Supplies						
Equipment						
Land & Structures						
Grants & Claims	1,010.9	0.0	0.0	0.0	0.0	0.0
Miscellaneous						
TOTAL OPERATING	1,010.9	0.0	0.0	0.0	0.0	0.0

CAPITAL EXPENDITURES						
-----------------------------	--	--	--	--	--	--

CHANGE IN REVENUES ()						
-------------------------------	--	--	--	--	--	--

FUND SOURCE (Thousands of Dollars)

FUND SOURCE	FY 2003	FY 2004	FY 2005	FY 2006	FY 2007	FY 2008
1002 Federal Receipts						
1003 GF Match						
1004 GF	1,010.9	0.0	0.0	0.0	0.0	0.0
1005 GF/Program Receipts						
1037 GF/Mental Health						
Other (Specify Type)						
TOTAL	1,010.9	0.0	0.0	0.0	0.0	0.0

Estimate of any current year (FY2002) cost: 0.0

Check this box (X) if funding for this bill is included in the Governor's FY 2003 budget proposal:

POSITIONS

Full-time						
Part-time						
Temporary						

ANALYSIS: (Attach a separate page if necessary)

Attached is an analysis of the financial impact on foundation funding if the floor provision is suspended until 2004.

Prepared by: Eddy Joans, School Finance Manager Phone 465-8679
Division: Education & Early Development Date/Time 01/17/02
Approved by: Ed McLain, Deputy Commissioner of Education Date 1/23/02
Agency: Education & Early Development

For distribution information, call the Governor's Legislative Office

School District	FY2003 Floor	FY2002 Floor	Difference
Alaska Gateway	213,670	213,670	-
Alcuthian Region	151,145	172,799	21,654
Alcutians East Borough	-	-	-
Anchorage	-	-	-
Annette Island	-	-	-
Bering Strait	-	-	-
Bristol Bay Borough	-	-	-
Chatham	-	-	-
Chugach	482,622	482,622	-
Copper River	-	-	-
Corodova	36,212	36,324	112
Craig	-	-	-
Delta/Greely	98,930	306,215	207,285
Denali Borough	-	-	-
Dillingham	54,808	79,814	25,006
Fairbanks N. Star Borough	-	-	-
Galena	1,358,327	1,564,082	205,755
Haines Borough	1,904	7,261	5,357
Hoonah	36,570	36,570	-
Ifydaburg	135,953	141,618	5,665
Iditarod Area	660,505	705,331	44,826
Juneau Borough	-	-	-
Kake	47,666	47,666	-
Kashunamlut	-	-	-
Kenai Peninsula Borough	-	-	-
Ketchikan Gateway Borough	-	-	-
Klawock	178,457	178,457	-
Kodiak Island Borough	-	-	-
Kuspuk	62,218	152,940	90,722
Lake & Peninsula Borough	186,798	190,610	3,812
Lower Kuskokwim	3,956,869	4,139,773	182,904
Lower Yukon	-	-	-
Mat-Su Borough	-	-	-
Nenana	-	-	-
Nome	95,044	95,798	754
North Slope Borough	-	-	-
Northwest Arctic Borough	-	-	-
Pelican	170,985	170,985	-
Petersburg	-	-	-
Pribilof	22,135	27,348	5,213
Sitka Borough	-	-	-
Skagway	195,530	199,075	3,545
Southeast Island	405,398	422,290	16,892
Southwest Region	-	-	-
St. Mary's	83,071	128,079	45,008
Tanana	76,854	86,751	9,897
Unalaska	344,603	344,603	-
Valdez	462,038	492,498	30,460
Wrangell	-	-	-
Yakutat	146,730	188,115	41,385
Yukon Flats	713,429	727,989	14,560
Yukon/Koyukuk	522,921	550,443	27,522
Yupik	311,485	334,069	22,584
Alyeska Central School *	-	-	-
Mt. Edgecumbe High School	-	-	-
TOTALS:	11,212,877	12,223,795	1,010,918

P:\012 Legislation\111312 (HB_312_FN_MNL_3)ug and floor (pg 2 of 2) Suspend the Floor in FY03

FISCAL NOTE

STATE OF ALASKA
2002 LEGISLATIVE SESSION

Fiscal Note Number: _____
Bill Version: HB 312
() Publish Date: _____

Revision Date/Time (Note if correction): _____ Dept. Affected: Education & Early Development
Title: "An Act relating to the delay of the reduction of BRU: K-12 Support
supplementary public school funding; and providing for an eff..." Component: Foundation Program
Sponsor: Representative Bill Williams
Requester: House Special Committee on Education Component Number: 141

Expenditures/Revenues (Thousands of Dollars)

Note: Amounts do not include inflation unless otherwise noted below.

OPERATING EXPENDITURES	FY 2003	FY 2004	FY 2005	FY 2006	FY 2007	FY 2008
Personal Services						
Travel						
Contractual						
Supplies						
Equipment						
Land & Structures						
Grants & Claims	1,010.9	0.0	0.0	0.0	0.0	0.0
Miscellaneous						
TOTAL OPERATING	1,010.9	0.0	0.0	0.0	0.0	0.0

CAPITAL EXPENDITURES						
-----------------------------	--	--	--	--	--	--

CHANGE IN REVENUES ()						
-------------------------------	--	--	--	--	--	--

FUND SOURCE (Thousands of Dollars)

1002 Federal Receipts						
1003 GF Match						
1004 GF	1,010.9	0.0	0.0	0.0	0.0	0.0
1005 GF/Program Receipts						
1037 GF/Mental Health						
Other (Specify Type)						
TOTAL	1,010.9	0.0	0.0	0.0	0.0	0.0

Estimate of any current year (FY2002) cost: 0.0

Check this box (X) if funding for this bill is included in the Governor's FY 2003 budget proposal:

POSITIONS

Full-time						
Part-time						
Temporary						

ANALYSIS: (Attach a separate page if necessary)

Attached is an analysis of the financial impact on foundation funding if the floor provision is suspended until 2004.

Prepared by: Eddy Jeans, School Finance Manager Phone 465-8679
Division: Education & Early Development Date/Time 01/17/02
Approved by: Ed McLain, Deputy Commissioner of Education Date 1/23/02
Agency: Education & Early Development

For distribution information, call the Governor's Legislative Office

School District	FY2003 Floor	FY2002 Floor	Difference
Alaska Gateway	213,670	213,670	-
Aleutian Region	151,145	172,799	21,654
Aleutians East Borough	-	-	-
Anchorage	-	-	-
Annette Island	-	-	-
Bering Strait	-	-	-
Bristol Bay Borough	-	-	-
Chatham	-	-	-
Chugach	482,622	482,622	-
Copper River	-	-	-
Cordova	36,212	36,324	112
Craig	-	-	-
Delta/Greely	98,930	306,215	207,285
Denali Borough	-	-	-
Dillingham	54,808	79,814	25,006
Fairbanks N. Star Borough	-	-	-
Galena	1,358,327	1,564,082	205,755
Haines Borough	1,904	7,261	5,357
Hoonah	36,570	36,570	-
Ilydaburg	135,953	141,618	5,665
Iditarod Area	660,505	705,331	44,826
Juneau Borough	-	-	-
Kake	47,666	47,666	-
Kashunamiut	-	-	-
Kenai Peninsula Borough	-	-	-
Ketchikan Gateway Borough	-	-	-
Klawock	178,457	178,457	-
Kodiak Island Borough	-	-	-
Kuspuk	62,218	152,940	90,722
Lake & Peninsula Borough	186,798	190,610	3,812
Lower Kuskokwim	3,956,869	4,139,773	182,904
Lower Yukon	-	-	-
Mat-Su Borough	-	-	-
Nenana	-	-	-
Nome	95,044	95,798	754
North Slope Borough	-	-	-
Northwest Arctic Borough	-	-	-
Pelican	170,985	170,985	-
Petersburg	-	-	-
Pribilof	22,135	27,348	5,213
Sitka Borough	-	-	-
Skagway	195,530	199,075	3,545
Southeast Island	405,398	422,290	16,892
Southwest Borough	-	-	-
St. Mary's	83,071	128,079	45,008
Tanana	75,854	86,751	9,897
Unalaska	344,603	344,603	-
Valdez	462,038	492,498	30,460
Wrangell	-	-	-
Yakutat	146,730	188,115	41,385
Yukon Flats	713,429	727,989	14,560
Yukon/Koyukuk	522,921	550,443	27,522
Yup'it	311,485	334,069	22,584
Alyeska Central School *	-	-	-
Mt. Edgecumbe High School	-	-	-
TOTALS:	11,212,877	12,223,795	1,010,918

F:\012 Legislation\HB312 (HB_312_FN_MHE_SuspendFloor(gg2n2).xls)Suspend the Floor in FY01

Alaska State Legislature

Co-Chair
House Finance Committee
Subcommittee Chair
Environmental Conservation
Courts



Representative William K. Williams

During Session
State Capitol
Juneau, AK 99801-1182
(907) 465-3424
Fax (907) 465-3793

In Ketchikan:
50 Front Street, Suite 203
Ketchikan, AK 99901
(907) 247-4672
Fax (907) 225-7157

SPONSOR STATEMENT FOR HOUSE BILL 312

House Bill 312 suspends the "erosion" effect on the "Supplemental Funding Floor" established by SB 36 in the 20th legislature. Presently, in FY 03, the erosion effect takes some school funds away from 22 school districts across the state. The suspension will be in place pending the results of a study of school district cost factors funded by this legislature last session. The results of that study will be available for consideration by the legislature in determining school funding for FY 04.

The Supplemental Funding Floor is a way to help school districts that lost funding in SB 36 make the transition from the old community based funding formula to the new school funding formula established by SB 36.

School districts that qualified for less state funding under SB 36 than under the old community based funding formula were held "harmless" by the supplemental funding floor. These districts were given additional funds that represent the difference between the districts old community based funding formula and the new school funding formula established by SB 36.

However, as a school district qualifies for increased funding, the school district's supplemental funding floor is subject to a reduction of 40%. This "erosion" of the funding floor continues until the school district no longer qualifies for a supplemental funding floor.

Again, HB 312 proposes to suspend the 40% reduction to the supplemental funding floor for FY 03 only. The suspension will allow legislators to have current, reliable, area cost differential information while deliberating the FY 04 budget. This will give the next legislature the tools necessary to make sound and informed school funding decisions based upon the best possible information. I urge your support of this important legislation.

LEGAL SERVICES

DIVISION OF LEGAL AND RESEARCH SERVICES
LEGISLATIVE AFFAIRS AGENCY
STATE OF ALASKA

(907) 465-3867 or 465-2450
FAX (907) 465-2029
Mail Stop 3101


State Capitol
Juneau, Alaska 99801-1182
Deliveries to: 129 6th St., Rm. 329

MEMORANDUM

January 25, 2002

SUBJECT: Sectional Summary of Public school funding - HB 312

TO: Representative Bill Williams
Attn: Randy

FROM: Michael F. Ford 
Legislative Counsel

You have requested a sectional summary of the above-described bill.

As a preliminary matter, note that a sectional summary of a bill should not be considered an authoritative interpretation of the bill and the bill itself is the best statement of its contents. If you would like an interpretation of the bill as it may apply to a particular set of circumstances, please advise.

Section 1. Changes the effective date for a provision of law requiring a reduction in certain public school funding from fiscal year 2000 to fiscal year 2004.

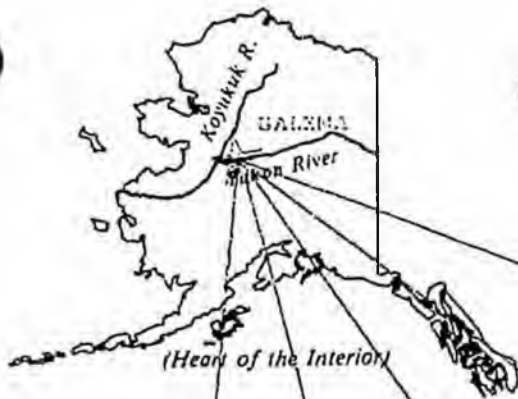
Section 2. Provides that HB 312 does not apply to any public school funding reductions required under AS 14.17.490(d) in fiscal years 2000, 2001, or 2002.

Section 3. Allows the Department of Education and Early Development to adopt regulations necessary to implement HB 312.

Section 4. Effective date for sec. 3.

Section 5. Effective date for secs. 1 and 2.

MFF:med
02-057.med



GALENA CITY SCHOOL DISTRICT

**GALENA, ALASKA 99741
PHONE (907) 656-1205**

**SUPERINTENDENT'S
OFFICE**

To: Rep. Williams
Date: January 25, 2002
From: Jim Smith, Assistant Supt. of Schools
Subject: Support for HB 312 Suspending Supplemental Floor

Galena City School District Position Statement

Whereas Bush community schools struggle for funding to support certified staff across the curriculum;

Whereas Bush community schools are challenged to get full benefit from expanded services because of smaller numbers of students;

Whereas Bush community schools benefit all student programs by recruiting more student numbers and expanding programs;

Whereas Bush community schools better utilize existing facilities through attracting new students;

Whereas Bush community schools are forced to limit programs to the elementary grades thus requiring older students to find boarding school services;

Whereas Bush community schools realize negative financial impact from increased enrollment caused by the current supplemental floor;

Be it Resolved: The continued efforts to utilize the existing facilities at the Galena Airbase to serve boarding school students presents a negative cash flow with no additional funding support for these residential students and the negative impact of the current supplemental floor. Galena City School Trustees would support suspending this floor. Any additional dollars would go directly to Board and Room for the seventy-plus residential students served here from all around the state of Alaska.

School Enrollment

FY 2001

School District	\$3,940 Basic Need	Required Local Effort	Federal Impact AID	Impact AID Percent	Deductible Impact AID 90.0%	State AID	FY2001 Adjusted Floor	Quality Schools	Total
Alaska Gateway	4,689,033	0	240,311	100.00%	216,280	4,472,753	307,640	19,042	4,799,435
Aleutian Region	1,181,448	0	237,366	100.00%	213,629	967,819	172,799	4,798	1,145,416
Aleutians East	3,795,599	387,694	1,199,052	52.75%	569,250	2,838,655	0	15,414	2,854,069
Anchorage	264,217,621	62,643,830	9,360,634	61.60%	5,189,535	196,384,256	0	1,072,965	197,457,221
Annette Island	2,336,144	0	1,746,971	100.00%	1,572,274	763,870	0	9,487	773,357
Bering Strait	20,543,199	0	6,309,565	100.00%	5,678,609	14,864,590	0	83,424	14,948,014
Bristol Bay	2,378,184	840,184	341,946	67.67%	208,255	1,329,745	0	9,658	1,339,403
Chatham	2,417,663	0	329,068	100.00%	296,161	2,121,502	0	9,818	2,131,320
Chugach	1,123,412	0	107,105	100.00%	96,395	1,027,017	591,834	4,562	1,623,413
Copper River	5,442,913	0	163,198	100.00%	146,878	5,296,035	15,984	22,103	5,334,122
Cordova	3,276,110	661,261	18,524	49.07%	8,181	2,606,668	49,421	13,304	2,669,393
Craig	3,265,945	413,016	320,232	52.41%	151,050	2,701,879	0	13,263	2,715,142
Delta/Grceely	4,630,800	0	246,282	100.00%	221,654	4,409,146	405,450	18,805	4,833,401
Denali	3,072,570	490,981	12,248	44.78%	4,936	2,576,633	0	12,477	2,589,130
Dillingham	4,542,741	585,075	357,137	54.81%	176,172	3,781,494	79,814	18,448	3,879,756
Fairbanks	88,332,791	18,856,685	9,107,500	58.35%	4,782,804	64,693,302	0	358,712	65,052,014
Galena	12,219,004	71,933	642,145	3.85%	22,250	12,124,821	2,066,937	49,620	14,241,378
Haida	2,781,246	792,247	8,084	56.40%	4,103	1,984,896	7,807	11,294	2,003,997
Hoonah	1,890,057	101,288	656,454	18.49%	109,241	1,679,528	38,495	7,675	1,725,698
Hydaburg	919,714	32,892	396,778	19.93%	71,170	815,652	145,998	3,735	965,385
Iditarod Area	5,477,624	0	506,217	100.00%	455,595	5,022,029	705,331	22,244	5,749,604
Jupcau	30,443,592	9,975,186	186	58.75%	98	20,468,308	0	123,625	20,591,937
Kake	1,302,722	72,257	463,209	32.05%	133,613	1,096,852	71,296	5,290	1,173,438
Kashuanmiut	2,994,282	0	1,169,336	100.00%	1,052,402	1,941,880	0	12,160	1,954,040
Kenai Peninsula	58,435,243	16,203,652	0	54.66%	0	42,231,591	0	237,300	42,468,891
Ketchikan Gateway	14,077,541	4,344,296	1,709	57.71%	888	9,732,357	0	57,168	9,789,525
Klawock	1,575,370	129,095	280,398	40.49%	102,180	1,344,095	205,123	6,397	1,555,615
Kodiak Island	18,001,939	3,746,940	1,760,542	54.07%	856,733	13,398,266	0	73,104	13,471,370
Kuspuk	5,638,179	0	1,449,136	100.00%	1,304,222	4,333,957	168,066	22,896	4,524,919
Lake & Peninsula	6,386,425	276,964	1,905,392	21.61%	370,580	5,738,881	202,777	25,935	5,967,593
Lower Kuskokwim	37,997,045	0	9,268,539	100.00%	8,341,685	29,655,360	4,740,900	154,303	34,550,563
Lower Yukon	20,291,276	0	6,775,941	100.00%	6,098,347	14,192,929	0	82,401	14,275,330
Mar-Su	72,743,944	11,919,135	0	46.69%	0	60,824,809	0	295,407	61,120,216
Nenana	6,732,356	72,306	1,579	77.16%	1,097	6,658,993	0	27,340	6,686,333
Nome	5,711,188	767,704	58,608	62.91%	33,183	4,910,301	95,798	23,193	5,029,292
North Slope	20,046,287	8,741,954	5,731,515	31.52%	1,625,916	9,678,417	0	81,406	9,759,823
Northwest Arctic	22,808,896	1,524,744	4,517,103	37.33%	1,517,611	19,766,541	0	92,625	19,859,166
Pelican	271,151	49,161	0	100.00%	0	221,990	198,820	1,101	421,911
Petersburg	4,019,509	975,396	2,338	51.61%	1,086	3,043,027	0	16,323	3,059,350
Pribilof	1,697,313	0	713,723	100.00%	642,351	1,054,962	28,488	6,893	1,090,343
Sitka	9,047,343	2,543,072	12,874	54.15%	6,274	6,497,997	0	36,740	6,534,737
Skagway	1,215,845	524,241	0	63.79%	0	691,604	211,782	4,937	908,323
Southeast Island	2,669,547	0	280,901	100.00%	252,811	2,416,736	479,875	10,841	2,907,452
Southwest Region	8,593,337	0	3,076,142	100.00%	2,768,528	5,824,809	0	34,897	5,859,706
St. Mary's	1,515,166	18,002	1,101	18.00%	178	1,496,986	161,977	6,153	1,665,116
Tanana	949,619	23,336	74,560	15.06%	10,106	916,177	100,873	3,856	1,020,906
Unalaska	2,894,560	1,312,800	2,894	62.28%	1,622	1,580,138	421,009	11,755	2,012,902
Valdez	5,737,743	2,571,754	7,765	63.09%	4,409	3,161,580	565,707	23,300	3,750,587
Wrangell	3,057,479	592,117	720	44.73%	290	2,465,072	0	12,416	2,477,488
Yukutat	1,468,359	177,185	193,014	36.78%	63,891	1,227,283	227,374	5,963	1,460,620
Yukon Flats	4,441,129	0	1,328,212	100.00%	1,195,191	3,245,738	823,245	18,035	4,087,018
Yukon/Koyukuk	6,513,647	0	1,438,186	100.00%	1,294,367	5,219,280	550,443	26,451	5,796,174
Yupit	4,770,473	0	1,631,610	100.00%	1,468,449	3,302,024	479,208	19,372	3,800,604
ACS	4,116,591	0	0	100.00%	0	4,116,591	0	16,717	4,133,308
Mt. Edgecumbe	1,908,694	0	1,805,936	100.00%	1,625,342	283,352	0	7,751	291,103
Other									23,950,824
TOTALS:	828,607,648	152,438,383	76,259,986		50,968,072	625,201,193	14,320,271	3,364,903	666,837,191

URBAN DISTRICTS

Alaska Department of Education and Early Development
Public School Funding Program
FY2001 Actual 3-16-01

Prepared by Mindy Lobaugh

School District	ADM	Corresp. ADM	FY01 Total ADM	Adj for School Size ADM	Distric Cost Factor	Adjusted for Cost Factor	Special Needs Factor 1.20	Special Ed Int.	Adjusted for Spec Ed Int * 5.00	Students + Intensive Special Education	Distric Corresp. 80%	Distric Adjusted ADM
Alaska Gateway	436.30	44.75	481.05	728.96	1.29	941.09	1129.31	5.00	25.00	1154.31	35.80	1190.11
Alutian Region	59.40	0.00	59.40	127.14	1.74	220.72	264.86	7.00	35.00	299.86	0.00	299.86
Aleutians East	307.75	0.00	307.75	564.15	1.42	802.79	963.35	0.00	0.00	963.35	0.00	963.35
Anchorage	48856.09	0.00	48856.09	52683.59	1.00	52683.59	63220.31	768.00	3840.00	67060.31	0.00	67060.31
Annette Island	325.75	0.00	325.75	464.01	1.01	469.11	562.93	6.00	30.00	592.93	0.00	592.93
Bering Strait	1760.25	0.00	1760.25	2816.40	1.53	4295.01	5154.01	12.00	60.00	5214.01	0.00	5214.01
Bristol Bay	243.05	0.00	243.05	382.07	1.26	482.17	578.60	5.00	25.00	603.60	0.00	603.60
Chatham	247.50	0.00	247.50	452.84	1.12	507.18	608.62	1.00	5.00	613.62	0.00	613.62
Chugach	61.10	106.00	167.10	129.01	1.29	166.94	200.33	0.00	0.00	200.33	84.80	285.13
Copper River	514.10	175.00	689.10	868.62	1.18	1021.50	1225.80	3.00	15.00	1240.80	140.65	1381.45
Cordova	475.95	0.00	475.95	624.62	1.10	684.58	821.50	2.00	10.00	831.50	0.00	831.50
Craig	412.40	103.90	516.30	557.59	1.01	563.17	675.80	14.00	70.00	745.80	83.12	828.92
Delta/Greely	599.55	201.95	801.50	748.77	1.11	828.14	993.77	4.00	20.00	1013.77	161.56	1175.33
Denali	312.65	0.00	312.65	494.95	1.31	649.87	779.84	0.00	0.00	779.84	0.00	779.84
Dillingham	579.85	0.00	579.85	729.65	1.25	914.98	1097.98	11.00	55.00	1152.98	0.00	1152.98
Fairbanks	15265.34	281.16	15546.50	16746.52	1.04	17399.63	20879.56	263.00	1315.00	22194.56	224.93	22419.49
Galena	237.40	3136.59	3373.99	356.70	1.35	480.83	577.00	3.00	15.00	592.00	2509.27	3101.27
Haines	385.65	21.50	407.15	556.96	1.01	561.42	673.70	3.00	15.00	688.70	17.20	705.90
Hoquah	226.90	0.00	226.90	343.37	1.06	362.26	434.71	9.00	45.00	479.71	0.00	479.71
Hydaburg	102.85	0.00	102.85	175.45	1.09	190.35	228.43	1.00	5.00	233.43	0.00	233.43
Iditarod Area	362.70	276.25	638.95	654.34	1.47	961.88	1154.26	3.00	15.00	1169.26	221.00	1390.26
Junco	5481.03	39.75	5520.78	5912.11	1.01	5941.67	7130.00	113.00	565.00	7695.00	31.80	7726.80
Kake	165.00	0.00	165.00	264.75	1.03	271.37	325.64	1.00	5.00	330.64	0.00	330.64
Kashunamiut	314.00	0.00	314.00	446.95	1.39	620.81	744.97	3.00	15.00	759.97	0.00	759.97
Kent Peninsula	9549.82	396.92	9946.74	11743.65	1.00	11790.62	14148.74	73.00	365.00	14513.74	317.54	14831.28
Keetchikan Gateway	2453.08	36.60	2489.68	2840.58	1.00	2840.58	3408.70	27.00	135.00	3543.70	29.28	3572.98
Klawock	194.90	13.00	207.90	302.72	1.02	307.87	369.44	4.00	20.00	389.44	10.40	399.84
Kodiak Island	2742.35	31.60	2773.95	3384.22	1.09	3698.95	4438.74	21.00	105.00	4543.74	25.28	4569.02
Kupuk	470.15	0.00	470.15	828.69	1.43	1188.34	1426.01	1.00	5.00	1431.01	0.00	1431.01
Lake & Peninsula	458.68	3.80	462.48	865.36	1.56	1348.23	1617.88	0.00	0.00	1617.88	3.04	1620.92
Lower Kuskokwim	3647.53	0.00	3647.53	5283.88	1.49	7878.27	9453.92	38.00	190.00	9643.92	0.00	9643.92
Lower Yukon	1926.70	0.00	1926.70	2943.94	1.44	4233.39	5080.07	14.00	70.00	5150.07	0.00	5150.07
Mat-Su	12347.19	407.21	12754.40	13814.98	1.01	13953.13	16743.76	279.00	1395.00	18138.76	324.17	18462.93
Neena	144.75	1683.50	1828.25	237.49	1.27	301.61	361.93	0.00	0.00	361.93	1346.80	1708.73
Nome	767.35	9.60	776.95	907.79	1.32	1197.38	1436.86	1.00	5.00	1441.86	7.68	1449.54
North Slope	2094.20	0.00	2094.20	2810.78	1.50	4227.41	5072.89	3.00	15.00	5087.89	0.00	5087.89
Northwest Arctic	2188.15	15.00	2203.15	3094.50	1.55	4793.38	5752.06	5.00	25.00	5777.06	12.00	5789.06
Pelican	23.00	0.00	23.00	44.46	1.29	57.35	68.82	0.00	0.00	68.82	0.00	68.82
Petersburg	678.30	0.00	678.30	825.15	1.00	825.15	990.18	6.00	30.00	1020.18	0.00	1020.18
Pribilof	143.50	0.00	143.50	247.12	1.42	350.66	420.79	2.00	10.00	430.79	0.00	430.79
Sitka	1540.43	49.00	1589.43	1822.57	1.00	1822.57	2187.08	14.00	70.00	2257.08	39.20	2296.28
Skagway	135.75	1.00	136.75	224.40	1.14	256.49	307.79	0.00	0.00	307.79	0.80	308.59
Southeast Island	240.05	41.10	281.15	474.25	1.12	533.06	639.67	1.00	5.00	644.67	32.88	677.55
Southwest Region	767.91	0.00	767.91	1262.62	1.42	1796.71	2156.05	5.00	25.00	2181.05	0.00	2181.05
Saint Mary's	137.70	0.00	137.70	224.87	1.35	303.80	364.56	4.00	20.00	384.56	0.00	384.56
Tanana	76.00	4.00	80.00	124.12	1.50	185.68	222.82	3.00	15.00	237.82	3.20	241.02
Ugalska	351.34	0.00	351.34	488.39	1.25	608.05	729.66	1.00	5.00	734.66	0.00	734.66
Valdez	864.75	0.00	864.75	1077.84	1.10	1180.23	1416.28	8.00	40.00	1456.28	0.00	1456.28
Wrangell	488.35	0.00	488.35	638.34	1.00	638.34	766.01	2.00	10.00	776.01	0.00	776.01
Yakutat	166.25	0.00	166.25	284.96	1.05	298.07	357.68	3.00	15.00	372.68	0.00	372.68
Yukon Flats	307.00	0.00	307.00	560.65	1.67	935.16	1122.19	1.00	5.00	1127.19	0.00	1127.19
Yukon/Koyukuk	484.10	0.40	484.50	889.31	1.50	1335.74	1602.89	10.00	50.00	1652.89	0.32	1653.21
Yupik	420.00	0.00	420.00	681.18	1.47	1000.65	1200.78	2.00	10.00	1210.78	0.00	1210.78
ACS	0.00	1306.02	1306.02	0.00	1.00	0.00	0.00	0.00	0.00	0.00	1044.82	1044.82
Mt. Edgecumbe	330.00	0.00	330.00	403.70	1.00	403.70	484.44	0.00	0.00	484.44	0.00	484.44

TOTALS: 123,871.84 8,384.41 132,256.25 147,162.03 0.00 162,311.64 194,773.97 1,765.00 8,825.00 203,598.97 6,707.54 210,306.51

School District	1999 Full Values	2000 Basic Need	2001 Basic Need	.004 Mills	45% of Basic Need	Local Effort
Alaska Gateway	0	4,743,405	4,689,033	0	2,134,532	0
Aleutian Region	0	1,281,091	1,181,448	0	576,481	0
Aleutians East	96,923,600	3,732,559	3,795,599	387,694	1,679,652	387,694
Anchorage	15,660,957,500	259,218,077	264,217,621	62,643,830	116,648,135	62,643,830
Annette Island	0	2,475,502	2,336,114	0	1,113,976	0
Bering Strait	0	20,372,400	20,543,119	0	9,167,580	0
Bristol Bay	210,045,900	2,612,102	2,378,114	840,184	1,175,446	840,184
Chatham	0	2,508,440	2,417,663	0	1,128,798	0
Chugach	0	1,190,038	1,123,412	0	535,517	0
Copper River	0	5,575,494	5,442,913	0	2,508,972	0
Cordova	165,315,250	3,339,150	3,276,110	661,261	1,502,618	661,261
Craig	103,253,900	2,845,980	3,265,945	413,016	1,280,691	413,016
Delta/Greely	0	5,413,796	4,630,800	0	2,436,208	0
Denali	122,745,200	3,199,398	3,072,570	490,981	1,439,729	490,981
Dillingham	146,268,700	4,390,894	4,542,741	585,075	1,975,902	585,075
Fairbanks	4,714,171,310	89,172,483	88,332,791	18,856,685	40,127,617	18,856,685
Galeton	17,983,300	13,019,809	12,219,004	71,933	5,858,914	71,933
Haines	198,061,700	2,783,058	2,781,246	792,247	1,252,376	792,247
Hoonah	25,321,900	1,873,628	1,890,057	101,288	843,133	101,288
Hydaburg	8,223,000	957,932	919,714	32,892	431,069	32,892
Iditarod Area	0	5,262,894	5,477,674	0	2,368,302	0
Juncos	2,493,796,400	30,792,637	30,443,592	9,975,186	13,856,687	9,975,186
Kake	18,064,300	1,332,902	1,302,722	72,257	599,806	72,257
Kashunamiut	0	2,850,157	2,994,282	0	1,282,571	0
Kauai Peninsula	4,050,912,920	58,859,975	58,435,213	16,203,652	26,486,989	16,203,652
Ketchikan Gateway	1,086,074,100	14,245,897	14,077,541	4,344,296	6,410,654	4,344,296
Klawock	32,273,800	1,579,507	1,575,370	129,095	710,778	129,095
Kodiak Island	936,735,100	17,785,987	18,001,939	3,746,940	8,003,694	3,746,940
Kuspuk	0	5,823,281	5,638,179	0	2,620,476	0
Luke & Peninsula	69,241,000	6,769,826	6,386,425	276,964	3,046,422	276,964
Lower Kuskokwim	0	37,602,217	37,997,045	0	16,920,998	0
Lower Yukon	0	20,306,642	20,291,276	0	9,137,989	0
Mat-Su	2,979,783,820	70,209,145	72,743,944	11,919,135	31,594,115	11,919,135
Nenana	18,076,400	4,103,037	6,732,396	72,306	1,846,367	72,306
Nome	191,926,100	5,674,782	5,711,188	767,704	2,553,652	767,704
North Slope	10,931,803,130	19,426,564	20,046,287	43,727,213	8,741,954	8,741,954
Northwest Arctic	381,186,000	22,486,368	22,808,896	1,524,744	10,118,866	1,524,744
Pelican	12,290,200	373,512	271,151	49,161	168,080	49,161
Petersburg	243,848,900	4,134,636	4,019,509	975,396	1,860,586	975,396
Pribilof	0	1,825,047	1,697,313	0	821,271	0
Sitka	635,768,000	9,675,813	9,047,343	2,543,072	4,354,116	2,543,072
Skagway	148,776,700	1,164,979	1,215,845	595,107	524,241	524,241
Southeast Island	0	2,856,145	2,669,547	0	1,285,255	0
Southwest Region	0	8,444,957	8,593,337	0	3,800,231	0
Saint Mary's	4,500,600	1,561,974	1,515,166	18,002	702,888	18,002
Tanana	5,834,100	1,010,886	949,619	23,336	454,899	23,336
Unalaska	375,842,900	2,917,334	2,894,560	1,503,372	1,312,800	1,312,800
Valdez	948,643,590	5,715,009	5,737,743	3,794,574	2,571,754	2,571,754
Wrangell	148,029,200	3,145,490	3,057,479	592,117	1,415,475	592,117
Yakutat	44,796,200	1,306,780	1,468,359	177,185	588,051	177,185
Yukon Flats	0	4,892,574	4,441,129	0	2,201,658	0
Yukon/Koyukuk	0	6,940,074	6,513,647	0	3,123,033	0
Yupik	0	4,608,382	4,770,473	0	2,073,772	0
ACS	0	4,194,524	4,116,591	0	1,887,536	0
Mt. Edgecumbe	0	1,904,123	1,908,694	0	856,855	0

TOTALS: 47,226,974,720 822,489,302 828,607,648 152,438,383

Alaska Department of Education and Early Development
Public School Funding Program
FY2001 Actual 3-16-01

Page 4 of 5

Prepared by Mindy Lobaugh

School District	Local Effort	.002 Mills	23% of Basic Need	Additional Local Contribution	Maximum Local Contribution
Alaska Gateway	0	0	1,078,478	0	-
Alutian Region	0	0	271,733	0	-
Aleutians East	387,694	193,847	872,988	872,988	1,260,682
Anchorage	62,643,830	31,321,915	60,770,053	60,770,053	123,413,883
Annette Island	0	0	537,313	0	-
Bering Strait	0	0	4,724,936	0	-
Bristol Bay	840,184	420,092	546,982	546,982	1,387,166
Chatham	0	0	556,062	0	-
Chugach	0	0	258,385	0	-
Copper River	0	0	1,251,870	0	-
Cordova	661,261	330,631	753,505	753,505	1,414,766
Craig	413,016	206,507	751,167	751,167	1,164,183
Delta/Grceely	0	0	1,065,084	0	-
Denali	490,981	245,490	706,691	706,691	1,197,672
Dillingham	58,075	292,537	1,044,830	1,044,830	1,629,905
Fairbanks	18,856,685	9,428,343	20,316,542	20,316,542	39,173,227
Galeana	71,933	35,967	2,810,371	2,810,371	2,882,304
Haines	792,247	396,123	639,687	639,687	1,431,934
Hoonah	101,288	50,644	434,713	434,713	536,001
Hydaburg	32,892	16,446	211,534	211,534	244,426
Iditarod Area	0	0	1,259,854	0	-
Juneau	9,975,186	4,987,593	7,002,026	7,002,026	16,977,212
Kake	72,257	36,129	299,626	299,626	371,883
Kushumamiut	0	0	688,685	0	-
Kenai Peninsula	16,203,552	8,101,826	13,440,106	13,440,106	29,613,758
Ketchikan Gateway	4,344,296	2,172,148	3,237,834	3,237,834	7,582,130
Klawock	129,095	64,548	362,335	362,335	491,430
Kodiak Island	3,746,940	1,873,470	4,140,446	4,140,446	7,887,386
Kuspuk	0	0	1,296,781	0	-
Lake & Peninsula	276,964	138,482	1,468,878	1,468,878	1,745,842
Lower Kuskokwim	0	0	8,739,320	0	-
Lower Yukon	0	0	4,666,993	0	-
Mat-Su	11,919,135	5,959,568	16,731,107	16,731,107	28,650,242
Nenana	72,306	36,153	1,548,451	1,548,451	1,620,757
Nome	767,704	383,852	1,313,573	1,313,573	2,081,277
North Slope	8,741,954	21,863,606	4,610,646	21,863,606	30,605,560
Northwest Arctic	1,524,744	762,372	5,246,046	5,246,046	6,770,790
Pelican	49,161	24,580	62,365	62,365	111,526
Petersburg	975,396	487,698	924,487	924,487	1,899,883
Pribilof	0	0	390,382	0	-
Sitka	2,543,072	1,271,536	2,080,889	2,080,889	4,623,961
Skagway	524,241	297,553	279,644	297,553	821,794
Southeast Island	0	0	613,996	0	-
Southwest Region	0	0	1,976,468	0	-
Saint Mary's	18,002	9,001	348,488	348,488	366,490
Tanana	23,336	11,668	218,412	218,412	241,748
Unalaska	1,312,800	751,686	665,749	751,686	2,064,486
Valdez	2,571,754	1,897,287	1,319,681	1,897,287	4,469,041
Wrangell	592,117	296,058	703,220	703,220	1,295,337
Yakutat	177,185	88,592	337,723	337,723	514,908
Yukon Flats	0	0	1,021,460	0	-
Yukon/Koyukuk	0	0	1,498,139	0	-
Yupitit	0	0	1,097,209	0	-
ACS	0	0	946,816	0	-
Mt. Edgecumbe	0	0	439,000	0	-
TOTALS:	152,438,383			174,135,207	326,573,590

Alaska Department of Education and Early Development
Public School Funding Program
FY2001 Actual 3-16-01

Page 5 of 5

Prepared by Mindy Lobaugh

School District	FY00 Floor	% Decrease to FY01 Floor	Am't. To Reduce FY01 Floor	2000 Basic Need	2001 Basic Need	40% of Difference	FY01 Actual Adjustment	FY01 FINAL FLOOR
Alaska Gateway	323,832	5%	16,192	4,743,405	4,689,033	0	16,192	307,640
Aleutian Region	172,799	0%	-	1,281,091	1,181,448	0	0	172,799
Aleutians East	-	0%	-	3,732,559	3,795,599	25,216	0	0
Anchorage	-	0%	-	259,218,077	264,217,621	1,999,818	0	0
Annette Island	-	0%	-	2,475,502	2,336,144	0	0	0
Bering Strait	-	0%	-	20,372,400	20,543,199	68,320	0	0
Bristol Bay	-	0%	-	2,612,102	2,378,184	0	0	0
Chatham	-	0%	-	2,508,440	2,417,662	0	0	0
Chugach	591,834	0%	-	1,190,038	1,123,412	0	0	591,834
Copper River	15,984	0%	-	5,575,494	5,442,913	0	0	15,984
Cordova	49,421	0%	-	3,339,150	3,276,110	0	0	49,421
Craig	-	0%	-	2,845,980	3,265,945	167,986	0	0
Delta/Greely	445,549	9%	40,099	5,413,796	4,630,800	0	40,099	405,450
Denali	-	0%	-	3,199,398	3,072,570	0	0	0
Dillingham	140,553	0%	-	4,390,894	4,542,741	60,739	60,739	79,814
Fairbanks	-	0%	-	89,172,483	88,332,791	0	0	0
Galena	2,066,937	0%	-	13,019,809	12,219,004	0	0	2,066,937
Haines	7,886	1%	79	2,783,628	2,781,246	0	79	7,807
Hoonah	45,067	0%	-	1,873,628	1,890,057	6,572	6,572	38,495
Hydaburg	156,987	7%	10,989	957,932	919,714	0	10,989	145,998
Iditarod Area	791,223	0%	-	5,262,894	5,477,624	85,892	85,892	705,331
Juneau	-	0%	-	30,792,637	30,443,592	0	0	0
Kake	72,016	1%	720	1,332,902	1,302,722	0	720	71,296
Kushuminit	-	0%	-	2,850,157	2,994,282	57,650	0	0
Kenai Peninsula	-	0%	-	58,859,075	58,435,243	0	0	0
Ketchikan Gateway	-	0%	-	14,245,897	14,077,541	0	0	0
Klawock	205,123	0%	-	1,579,507	1,575,370	0	0	205,123
Kodiak Island	-	0%	-	17,785,987	18,001,939	86,381	0	0
Kuspuk	168,066	0%	-	5,623,281	5,638,179	0	0	168,066
Lake & Peninsula	211,226	4%	8,449	6,769,826	6,386,425	0	8,449	202,777
Lower Kuskokwim	4,898,831	0%	-	37,602,217	37,997,045	157,931	157,931	4,740,500
Lower Yukon	-	0%	-	20,306,642	20,291,276	0	0	0
Mar-Su	-	0%	-	70,209,145	72,743,944	1,013,920	0	0
Neena	-	0%	-	4,103,037	6,732,396	1,051,744	0	0
Nome	110,360	0%	-	5,674,782	5,711,188	14,562	14,562	95,798
North Slope	-	0%	-	19,426,564	20,046,287	247,889	0	0
Northwest Arctic	-	0%	-	22,486,368	22,808,896	129,011	0	0
Pelican	258,208	23%	59,388	373,512	271,151	0	59,388	198,820
Petersburg	-	0%	-	4,134,636	4,019,509	0	0	0
Pribilof	31,305	9%	2,817	1,825,047	1,697,313	0	2,817	28,488
Sitka	-	0%	-	9,675,813	9,047,343	0	0	0
Skagway	232,128	0%	-	1,164,979	1,215,845	20,346	20,346	211,782
Southeast Island	510,505	6%	30,630	2,856,145	2,669,547	0	30,630	479,875
Southwest Region	-	0%	-	8,444,957	8,593,337	59,352	0	0
Saint Mary's	161,977	0%	-	1,561,974	1,515,166	0	0	161,977
Tanana	114,628	12%	13,755	1,010,886	949,619	0	13,755	100,873
Unalaska	421,009	0%	-	2,917,334	2,894,560	0	0	421,009
Valdez	574,801	0%	-	5,715,009	5,737,743	9,094	9,094	565,707
Wrangell	-	0%	-	3,145,499	3,057,479	0	0	0
Yakutat	292,006	0%	-	1,306,780	1,468,359	64,632	64,632	227,374
Yukon Flats	935,506	12%	112,261	4,892,574	4,441,129	0	112,261	823,245
Yukon/Koyukuk	625,503	12%	75,060	6,940,074	6,513,647	0	75,060	550,443
Yupik	544,044	0%	-	4,608,382	4,770,473	64,836	64,836	479,208
ACS	-	0%	-	4,194,524	4,116,591	0	0	0
Mt Edgecumbe	-	0%	-	1,904,123	1,908,694	1,828	0	0
TOTALS:	15,175,314		370,439	822,489,302	828,607,648	5,393,719	855,043	14,320,271

Alaska Department of Education and Early Development
Public School Funding Program
FY2000

Page 1 of 5

Prepared 6/30/2000

FY2000

*School
State
Entitlement*

School District	\$3,940 Basic Need	FY2000 Adjusted Floor	Required Local Effort	Federal Impact AID	Impact AID Percent	Deductible Impact AID 90.0%	State AID	Quality Schools	Total
Alaska Gateway	4,743,405	323,832	-	245,473	100.00%	220,926	4,522,479	19,263	4,865,574
Arctic Region	1,281,091	172,799	-	115,281	100.00%	103,753	1,177,338	5,202	1,355,339
Arctic East	3,732,559	-	376,092	1,040,532	41.88%	392,197	2,964,270	15,158	2,979,428
Anchorage	259,218,077	-	58,035,252	9,596,666	57.43%	4,960,229	196,222,596	1,052,662	198,560,799
Annette Island	2,475,502	-	-	1,713,000	100.00%	1,541,700	933,802	10,053	943,855
Barrow Strait	20,372,400	-	-	7,257,535	100.00%	6,531,782	13,840,618	82,731	13,923,349
Bristol Bay	2,612,102	-	918,402	388,074	74.91%	261,636	1,432,064	10,608	1,442,672
Chatham	2,508,440	-	-	377,548	100.00%	339,793	2,168,647	10,187	2,178,834
Chugach	1,190,038	591,834	-	80,810	100.00%	72,729	1,117,309	4,833	1,713,976
Copper River	5,575,494	15,984	-	156,194	100.00%	140,575	5,434,919	22,642	5,473,545
Cordova	3,339,150	49,421	662,442	29,762	49.64%	13,296	2,663,412	13,560	2,726,393
Craig	2,845,980	-	404,683	202,454	52.93%	96,443	2,344,854	11,557	2,356,411
Delta/Greely	5,413,796	445,549	-	342,886	100.00%	308,597	5,105,199	21,985	5,572,733
Denali	3,199,398	-	464,754	9,871	42.32%	3,760	2,730,884	12,992	2,743,876
Dillingham	4,390,894	140,553	511,310	301,935	45.55%	123,778	3,755,806	17,831	3,914,190
Fairbanks	89,172,483	-	17,501,733	9,853,516	56.57%	5,016,721	66,654,029	362,122	67,016,151
Galena	13,019,809	2,066,937	70,516	1,022,494	5.33%	49,049	12,900,244	52,872	15,020,053
Haines	2,783,058	7,886	702,374	4,173	55.28%	2,076	2,078,608	11,302	2,097,796
Hoonah	1,873,628	45,067	100,527	683,198	17.52%	107,727	1,665,374	7,609	1,718,050
Hydaburg	957,932	156,987	32,692	417,644	13.08%	49,165	876,075	3,890	1,036,952
Iditarod Area	5,262,894	791,223	-	841,869	100.00%	757,682	4,505,212	21,372	5,317,807
Juneau	30,792,637	-	9,724,903	-	58.27%	-	21,067,734	125,046	21,192,780
Kake	1,332,902	72,016	69,947	483,370	30.23%	131,510	1,131,445	5,413	1,208,874
Kashunamiut	2,850,157	-	-	1,025,418	100.00%	922,876	1,927,281	11,574	1,938,855
Kenai Peninsula	58,859,975	-	15,755,214	-	53.57%	-	43,104,761	239,025	43,343,786
Ketchikan Gateway	14,245,897	-	4,423,089	1,349	56.49%	686	9,822,122	57,851	9,879,973
Klawock	1,579,507	205,123	126,793	289,424	42.19%	109,897	1,342,817	6,414	1,554,354
Kodiak Island	17,785,987	-	3,587,022	1,602,765	56.39%	813,419	13,385,546	72,227	13,457,773
Kuspuk	5,825,281	168,066	-	1,338,342	100.00%	1,204,508	4,618,773	23,648	4,810,487
Lake & Peninsula	6,769,826	211,226	270,788	1,759,198	25.25%	399,778	6,099,260	27,492	6,337,978
Lower Kuskokwim	37,602,217	4,898,831	-	10,181,902	100.00%	9,163,712	28,438,505	152,699	33,490,035
Lower Yukon	20,306,642	-	-	5,945,898	100.00%	5,351,308	14,955,334	82,464	15,037,798
Mat-Su	70,209,145	-	10,834,627	-	47.63%	-	59,374,518	285,113	59,659,631
Nenana	4,103,037	-	68,284	1,942	78.31%	1,369	4,033,384	16,662	4,050,046
Nome	5,674,782	110,360	619,221	58,667	45.52%	24,035	5,031,526	23,045	5,164,931
North Slope	19,426,564	-	8,865,266	5,591,176	33.22%	1,671,650	8,889,648	78,890	8,968,538
Northwest Arctic	22,486,368	-	1,494,493	3,364,402	37.69%	1,141,239	19,860,636	91,315	19,951,951
Pelican	373,512	258,208	46,374	-	100.00%	-	327,138	1,517	586,863
Petersburg	4,134,636	-	934,927	-	60.20%	-	3,199,709	16,790	3,216,499
Pribilof	1,825,047	31,305	-	727,365	100.00%	654,629	1,170,418	7,411	1,209,134
Sitka	9,675,813	-	2,524,560	15,616	56.14%	7,890	7,143,263	39,293	7,182,556
Skagway	1,164,979	232,128	511,156	-	66.90%	-	653,823	4,731	890,682
Southeast Island	2,856,145	510,505	-	359,236	100.00%	323,312	2,532,833	11,599	3,054,937
Southwest Region	8,444,957	-	-	3,227,294	100.00%	2,904,565	5,540,392	34,294	5,574,686
St. Mary's	1,561,974	161,977	17,974	-	44.94%	-	1,544,000	6,343	1,712,320
Tanana	1,010,886	114,628	23,156	71,281	28.24%	18,117	969,613	4,105	1,088,346
Unalaska	2,917,334	421,009	1,315,992	3,403	63.66%	1,950	1,599,392	11,847	2,032,248
Valdez	5,715,009	574,801	2,523,866	8,264	63.58%	4,729	3,186,414	23,208	3,784,423
Wrangell	3,145,499	-	555,636	2,679	42.83%	1,033	2,588,830	12,774	2,601,604
Yakutat	1,306,780	292,006	161,083	150,755	33.03%	44,815	1,100,882	5,307	1,298,195
Yukon Flats	4,892,574	935,506	-	1,518,287	100.00%	1,366,458	3,526,155	19,868	4,481,490
Yukon/Koyukuk	6,940,074	625,503	-	1,229,797	100.00%	1,106,817	5,833,257	28,183	6,486,943
Yupik	4,608,382	544,044	-	1,426,850	100.00%	1,284,165	3,324,217	18,714	3,886,975
ACS	4,194,524	-	-	-	0.00%	-	4,194,524	17,034	4,211,558
Mt. Edgecumbe	1,904,123	-	-	-	0.00%	-	1,904,123	7,732	1,911,855
Other									23,991,825
TOTALS:	822,489,302	15,175,314	144,225,248	75,065,595		49,748,081	628,515,973	3,340,059	672,308,712

Alaska Department of Education and Early Development
Public School Funding Program
FY2000

Page 3 of 5

Prepared 6/30/2000

School District	1998 Full Values	1999 Basic Need	2000 Basic Need	.004 Mills	45% of Basic Need	Local Effort
Alaska Gateway	0	4,977,441	4,743,405	0	2,239,848	0
Aleutian Region	0	973,111	1,281,091	0	438,800	0
Aleutians East	94,023,300	3,670,346	3,732,559	376,092	1,651,656	376,092
Anchorage	14,508,812,910	258,251,043	259,218,077	58,035,252	116,212,969	58,035,252
Annette Island	0	2,448,946	2,475,502	0	1,102,026	0
Bering Strait	0	20,512,192	20,372,400	0	9,230,486	0
Bristol Bay	229,600,500	2,751,026	2,612,102	918,402	1,237,962	918,402
Chatban	0	2,688,735	2,508,440	0	1,209,931	0
Chugach	0	1,234,166	1,190,038	0	555,375	0
Copper River	0	5,624,665	5,575,494	0	2,531,099	0
Cordova	165,610,580	3,372,679	3,339,150	662,442	1,517,706	662,442
Craig	101,170,800	2,866,823	2,845,980	404,683	1,290,070	404,683
Delta/Greely	0	6,603,913	5,413,796	0	2,971,761	0
Denali	116,188,500	3,510,658	3,199,398	464,754	1,579,796	464,754
Dillingham	127,827,400	4,204,216	4,390,874	511,310	1,891,897	511,310
Fairbanks	4,375,433,250	88,576,188	89,172,481	17,501,733	39,859,285	17,501,733
Galena	17,628,900	11,747,583	13,019,809	70,516	5,286,412	70,516
Haines	175,593,500	2,873,678	2,783,058	702,374	1,293,155	702,374
Hoonah	25,131,800	1,855,937	1,873,628	100,527	835,172	100,527
Hydaburg	8,172,900	978,223	957,932	32,692	440,200	32,692
Iditarod Area	0	5,240,176	5,262,894	0	2,358,079	0
Juneau	2,431,225,800	30,632,003	30,792,637	9,724,903	13,784,401	9,724,903
Juneau	17,486,800	1,450,472	1,332,902	69,947	652,712	69,947
Kushunamut	0	2,751,775	2,850,157	0	1,238,299	0
Kroai Peainstia	3,938,803,550	59,675,398	58,859,975	15,755,214	26,853,929	15,755,214
Ketchikan Gateway	1,105,772,200	14,774,370	14,245,897	4,423,089	6,648,467	4,423,089
Klawock	31,698,300	1,537,191	1,579,507	126,793	691,736	126,793
Kodiak Island	896,755,500	17,811,243	17,785,987	3,587,022	8,015,059	3,587,022
Kuspuk	0	5,531,642	5,823,281	0	2,489,239	0
Lake & Peninsula	67,697,100	7,378,871	6,769,826	270,788	3,320,492	270,788
Lower Kuskokwim	0	36,670,132	37,602,217	0	16,501,559	0
Lower Yukon	0	19,427,864	20,306,642	0	8,742,539	0
Mal-Su	2,708,656,790	70,235,033	70,209,145	10,834,627	31,605,765	10,834,627
Nenana	17,071,000	2,220,939	4,103,037	68,284	999,423	68,284
Nome	154,805,300	5,734,040	5,674,782	619,221	2,580,318	619,221
North Slope	11,482,911,940	19,700,591	19,426,564	45,931,648	8,865,266	8,865,266
Northwest Arctic	371,123,200	21,898,559	22,486,368	1,484,493	9,854,352	1,484,493
Pelican	11,593,400	338,328	373,512	46,374	152,248	46,374
Petersburg	233,731,800	4,708,300	4,134,636	534,927	2,118,735	934,927
Pribilof	0	1,816,576	1,825,047	0	817,459	0
Sitka	631,165,100	9,500,317	9,675,813	2,524,660	4,275,143	2,524,660
Skagway	146,214,300	1,135,902	1,164,979	584,857	511,156	511,156
Southeast Island	0	2,933,015	2,856,145	0	1,319,857	0
Southwest Region	0	8,643,414	8,444,957	0	3,889,536	0
Saint Mary's	4,493,500	1,355,439	1,561,974	17,974	609,948	17,974
Tanana	5,789,100	1,230,895	1,010,886	23,156	553,903	23,156
Unalaska	357,434,800	2,924,426	2,917,334	1,429,739	1,315,992	1,315,992
Valdez	967,500,620	5,608,590	5,715,009	3,870,002	2,523,866	2,523,866
Wrangell	138,909,000	3,264,842	3,145,499	555,636	1,469,179	555,636
Yakutat	40,270,700	1,345,234	1,306,780	161,083	605,355	161,083
Yukon Flats	0	5,077,399	4,892,574	0	2,284,830	0
Yukon/Koyukuk	0	6,917,970	6,940,074	0	3,113,087	0
Yupik	0	4,673,273	4,608,382	0	2,102,973	0
ACS	0	7,250,037	4,194,524	0	3,262,517	0
Mt. Edgecumbe	0	1,806,490	1,904,123	0	812,921	0

TOTALS:

45,706,303,840 822,924,315 822,489,302

144,225,148

Alaska Department of Education and Early Development
Public School Funding Program
FY2000

Page 4 of 5

Prepared 6/30/2000

School District	Local Effort	.002 Mills	23% of Basic Need	Additional Local Contribution	Maximum Local Contribution
Alaska Gateway	0	0	1,090,983	-	-
Aleutian Region	0	0	294,651	-	-
Aleutians East	376,092	188,046	858,489	858,489	1,234,581
Anchorage	58,035,252	29,017,626	59,620,158	59,620,158	117,655,410
Annette Island	0	0	569,365	-	-
Bering Strait	0	0	4,685,652	-	-
Bristol Bay	918,402	459,201	600,783	600,783	1,519,185
Chatham	0	0	576,941	-	-
Chugach	0	0	273,709	-	-
Copper River	0	0	1,282,364	-	-
Cordova	662,442	331,221	768,005	768,005	1,430,447
Craig	404,683	202,342	654,575	654,575	1,059,258
Delta/Greely	0	0	1,245,173	-	-
Denali	464,754	232,377	735,862	735,862	1,200,616
Dillingham	511,310	255,655	1,009,906	1,009,906	1,521,216
Fairbanks	17,501,733	8,750,867	20,509,671	20,509,671	38,011,404
Galena	70,515	35,258	2,994,556	2,994,556	3,065,072
Haines	702,374	351,187	640,103	640,103	1,342,477
Hoonah	100,527	50,264	430,934	430,934	531,461
Hydaburg	32,692	16,346	220,324	220,324	253,016
Iditarod Area	0	0	1,210,466	-	-
Juneau	9,724,903	4,862,452	7,082,307	7,082,307	16,807,210
Kake	69,947	34,974	306,567	306,567	376,514
Kashunamiut	0	0	655,536	-	-
Kenai Peninsula	15,755,214	7,877,607	13,537,794	13,537,794	29,293,008
Ketchikan Gateway	4,423,089	2,211,544	3,276,556	3,276,556	7,699,645
Klawock	126,793	63,397	363,287	363,287	490,080
Kodiak Island	3,587,022	1,793,511	4,090,777	4,090,777	7,677,799
Kuspuk	0	0	1,339,355	-	-
Lake & Peninsula	270,788	135,394	1,557,060	1,557,060	1,827,848
Lower Kuskokwim	0	0	8,648,510	-	-
Lower Yukon	0	0	4,670,528	-	-
Mat-Su	10,834,627	5,417,314	16,148,103	16,148,103	26,982,730
Nenana	68,284	34,142	943,699	943,699	1,011,983
Nome	619,221	309,611	1,305,200	1,305,200	1,924,421
North Slope	8,865,266	22,965,824	4,468,110	22,965,824	31,831,090
Northwest Arctic	1,484,493	742,246	5,171,865	5,171,865	6,656,358
Pelican	46,374	23,187	85,908	85,908	132,282
Petersburg	934,927	467,464	950,966	950,966	1,885,893
Pribilof	0	0	419,761	-	-
Sitka	2,524,660	1,262,330	2,225,437	2,225,437	4,750,097
Skagway	511,156	292,429	267,945	292,429	803,585
Southeast Island	0	0	656,913	-	-
Southwest Region	0	0	1,942,340	-	-
Saint Mary's	17,974	8,987	359,254	359,254	377,228
Tanana	23,156	11,578	232,504	232,504	255,660
Unalaska	1,315,992	714,870	670,987	714,870	2,030,862
Valdez	2,523,866	1,935,001	1,314,452	1,935,001	4,458,867
Wrangell	555,636	277,818	723,465	723,465	1,279,101
Yakutat	161,083	80,541	300,559	300,559	461,642
Yukon Flats	0	0	1,125,292	-	-
Yukon/Koyukuk	0	0	1,596,217	-	-
Yup'it	0	0	1,059,928	-	-
ACS	0	0	964,741	-	-
Mt. Edgecumbe	0	0	437,948	-	-
TOTALS:	144,225,248		189,172,541	173,612,798	317,838,046

Alaska Department of Education and Early Development
Public School Funding Program
FY2000

Page 5 of 5

Prepared 6/30/2000

School District	1999 Basic Need	2000 Basic Need	FY1999 Floor	FY1999 ADM	FY2000 ADM	Revised FY2000 Floor Difference	Percent of FY1999 ADM	FY2000 Revised Floor
Alaska Gateway	4,977,441	4,743,405	323,832	506.84	485.40	(93,614)	96%	323,832
Aleutian Region	975,111	1,281,091	295,191	46.70	75.15	122,392	161%	172,799
Aleutians East	3,670,346	3,732,559	14,054	310.35	299.55	24,885	97%	-
Anchorage	258,251,043	259,218,077	-	48,115.53	48,157.22	386,814	100%	-
Annette Island	2,448,946	2,475,502	-	355.23	368.00	10,622	104%	-
Bering Strait	20,512,192	20,372,400	-	1,782.90	1,775.45	(55,917)	100%	-
Bristol Bay	2,751,026	2,612,102	-	295.65	278.60	(55,570)	94%	-
Chatham	2,688,735	2,508,440	-	272.05	257.00	(72,118)	94%	-
Chugach	1,234,166	1,190,038	591,834	161.00	157.35	(17,651)	98%	591,834
Copper River	5,624,665	5,575,494	15,984	713.65	727.29	(19,668)	102%	15,984
Cordova	3,372,679	3,339,150	49,421	491.34	485.45	(13,412)	99%	49,421
Craig	2,866,823	2,845,980	-	432.00	420.60	(8,337)	97%	-
Delta/Greely	6,603,913	5,413,796	543,353	1,099.75	898.78	(476,047)	82%	445,549
Denali	3,510,658	3,199,398	-	362.10	326.50	(124,504)	90%	-
Dillingham	4,204,216	4,390,894	215,224	548.05	561.80	74,671	103%	140,553
Fairbanks	88,576,188	89,172,483	-	16,093.54	15,804.16	238,518	98%	-
Galena	11,747,583	13,019,809	2,575,827	3,234.00	3,660.00	508,890	113%	2,066,937
Haines	2,873,678	2,783,058	8,572	448.75	413.45	(36,248)	92%	7,886
Hoonah	1,855,937	1,873,628	52,143	230.85	236.75	7,076	103%	45,067
Hydaburg	978,223	957,932	156,987	110.50	107.85	(8,116)	98%	156,987
Iditarod Area	5,240,176	5,262,894	800,310	534.18	568.10	9,087	106%	791,223
Juneau	30,632,003	30,792,637	-	5,701.25	5,646.85	64,254	99%	-
Kake	1,450,472	1,332,902	80,018	185.80	166.70	(47,028)	90%	72,016
Kashunamiut	2,751,775	2,850,157	-	279.00	298.20	39,353	107%	-
Kenai Peninsula	59,675,398	58,859,975	-	10,181.60	9,982.41	(326,169)	98%	-
Ketchikan Gateway	14,774,370	14,245,897	-	2,723.85	2,598.90	(211,389)	95%	-
Klawock	1,537,191	1,579,507	222,049	201.00	206.00	16,926	102%	205,123
Kodiak Island	17,811,243	17,785,987	-	2,797.64	2,810.05	(10,102)	100%	-
Kuspuk	5,531,642	5,823,281	284,722	474.29	493.85	116,656	104%	168,066
Lake & Peninsula	7,378,871	6,769,826	240,029	548.85	480.95	(243,618)	88%	211,226
Lower Kuskokwim	36,670,132	37,602,217	5,271,665	3,553.70	3,614.00	372,834	102%	4,898,831
Lower Yukon	19,427,864	20,306,642	-	1,860.95	1,936.15	351,511	104%	-
Mat-Su	70,235,033	70,209,145	-	12,713.25	12,513.08	(10,355)	98%	-
Nenana	2,220,939	4,103,037	589,331	398.00	1,005.00	752,839	253%	-
Nome	5,734,040	5,674,782	110,360	776.25	769.10	(23,703)	99%	110,360
North Slope	19,700,591	19,426,564	-	2,043.90	2,008.90	611	98%	-
Northwest Arctic	21,898,559	22,486,368	-	2,088.30	2,151.50	124	103%	-
Pelican	338,328	373,512	272,282	29.80	33.65	14,074	113%	258,208
Petersturg	4,708,300	4,134,636	-	752.05	699.10	(229,466)	93%	-
Pribilof	1,816,576	1,825,047	34,693	157.40	158.25	3,388	101%	31,305
Sitka	9,500,317	9,675,813	-	1,694.25	1,722.11	70,198	102%	-
Skagway	1,135,902	1,164,979	243,759	128.60	131.30	11,631	102%	232,128
Southeast Island	2,933,015	2,856,145	510,505	297.78	294.50	(30,749)	99%	510,505
Southwest Region	8,643,414	8,444,957	-	774.70	758.25	(79,383)	98%	-
Saint Mary's	1,355,439	1,561,974	244,591	129.90	144.15	82,614	111%	161,977
Tanana	1,230,895	1,010,886	128,795	104.00	92.75	(88,004)	89%	114,628
Unalakleet	2,924,426	2,917,334	421,009	353.03	351.91	(2,837)	100%	421,009
Valdez	5,608,590	5,715,009	617,369	855.05	865.20	42,568	101%	574,801
Wrangell	3,264,842	3,145,499	-	526.63	505.05	(47,737)	96%	-
Yakutat	1,345,234	1,306,780	292,006	166.00	159.75	(15,382)	95%	292,006
Yukon Flats	5,077,399	4,892,574	995,219	375.75	352.10	(73,930)	94%	935,506
Yukon/Koyukuk	6,917,970	6,940,074	634,345	548.90	535.85	8,842	98%	625,503
Yupik	4,673,273	4,608,382	544,044	401.95	398.00	(25,956)	99%	544,044
ACS	7,250,037	4,194,524	-	2,628.73	1,419.47	(1,222,205)	54%	-
Mt. Edgecumbe	1,806,490	1,904,123	-	307.71	329.00	39,053	107%	-
TOTALS:	822,924,315	822,489,302		132,904.82	131,696.48			15,175,314

Alaska State Legislature



HB 312

Representative Peggy Wilson
District 2

FOR IMMEDIATE RELEASE: March 26, 2001

CONTACT: Rep. Peggy Wilson (907) 465-3824

Bill Seeks Study of School Cost Differences **Wilson Hoping for More Accurate Education Funding Formula**

(JUNEAU) – Saying Alaskans deserve proof the state is distributing education money fairly, Rep. Peggy Wilson (R-Petersburg) has introduced legislation calling for a study of how the funding formula should compensate for the extra costs of running schools in remote areas.

Wilson's House Bill 203 calls on the state to spend \$350,000 on an independent study to identify the actual basis for the cost differences in operating schools in different parts of Alaska, a factor known as the area cost differential (ACD).

"The current area cost differential is not based on what it actually costs to teach children away from the big cities," Wilson said. "It just measures what districts have spent in the past, and brings that forward into the present. That's not right, and it's not fair to many districts, including some in Southeast Alaska."

The unfairness arises because districts may simply be doing without important but expensive goods or services, which the foundation formula interprets as demonstrating no need for them. Though the state rewrote the foundation formula in 1998's Senate Bill 36, the new formula retained ACD formulas dating to 1986, ignoring significant economic changes.

The Alaska Constitution obligates the state to provide free and appropriate public education to all Alaska children, regardless of where they live. But while the state education formula provides for some differences school districts incur, they are based on a flawed premise, she said.

HB 203 calls for the Legislative Council to contract for a study of the actual costs of doing business in each of the state's 53 districts, including the costs of food, utilities, transportation, medical expenses property values. The study must be presented to the Legislature by Jan. 15, 2002.

The bill was introduced in the House on March 22, and referred to the House Special Committee on Education and the House Finance Committee.

###

Broadcasters note: Comments are available on the Majority Actuality Line 1 (800) 478-6540

Alaska Dept of Education

Urban/Rural List
FY01 Participating Share Requirements

<u>URBAN (>30%)</u>		<u>RURAL (<30%)</u>	
SCHOOL DISTRICT	ELECTION DISTRICT	SCHOOL DISTRICT	ELECTION DISTRICT
ALEUTIANS EAST BOROUGH	40	ALASKA GATEWAY	36
ANCHORAGE	10-26	ALEUTIAN REGION	40
BRISTOL BAY BOROUGH	39	ANNETTE ISLAND	1
CORDOVA	35	BERING STRAIT	38
CRAIG	5	CHATHAM	5
DENALI BOROUGH	34	CHUGACH	35
DILLINGHAM	39	COPPER RIVER	35-36
FBX NORTH STAR BOROUGH	29-34	DELTA/GREELY	35
HAINES BOROUGH	5	GALENA	36
JUNEAU BOROUGH	3-4	HOONAH	5
KENAI PENINSULA BOROUGH	7-9	HYDABURG	5
KTN GATEWAY BOROUGH	1	IDITAROD AREA	36
KODIAK ISLAND BOROUGH	6	KAKE	5
MAT-SU BOROUGH	26-28	KASHUNAMIUT	38
NOME	38	KLAWOCK	5
NORTH SLOPE BOROUGH	37	KUSPUK	36
NORTHWEST ARCTIC BOROUGH	37	LAKE & PENINSULA BOROUGH	39
PELICAN	5	LOWER KUSKOKWIM	38-39
PETERSBURG	2	LOWER YUKON	36-38
SITKA BOROUGH	2	NENANA	36
SKAGWAY	5	PRIBILOF	40
UNALASKA	40	SAINT MARY'S	38
VALDEZ	35	SOUTHEAST ISLANDS	5-6
WRANGELL	2	SOUTHWEST REGION	39
YAKUTAT	5	TANANA	36
		YUKON FLATS	36
		YUKON/KOYUKUK	36
		YUPIIT	39

Alaska Department of Education and Early Development FY2002 Participating Share Requirement

District	FY2000 Full Values	2000 ADM	Value Per ADM	LocalShare
Alaska Gateway	\$0	485.4	0.00	2 %
Aleutian Region	\$0	75.15	0.00	2 %
Aleutians East	\$97,167,900	299.55	324,379.58	30 %
Anchorage	\$16,573,238,790	48157.22	344,148.59	30 %
Annette Island	\$0	368	0.00	35 %
Bering Strait	\$0	1775.45	0.00	2 %
Bristol Bay Borough	\$204,802,200	278.6	735,111.97	35 %
Chatham	\$0	257	0.00	2 %
Chugach	\$0	157.35	0.00	2 %
Copper River	\$0	727.29	0.00	2 %
Cordova	\$173,796,950	485.45	358,012.04	30 %
Craig City	\$103,150,100	420.6	245,245.12	30 %
Delta/Greely	\$0	898.78	0.00	2 %
Denali Borough	\$121,643,100	326.5	372,566.92	30 %
Dillingham City	\$148,150,600	561.8	263,707.02	30 %
Fairbanks	\$4,840,563,260	15804.16	306,284.12	30 %
Galena	\$18,043,700	3660	4,929.97	5 %
Haines	\$204,022,700	413.45	493,464.01	30 %
Hoonah City	\$25,060,000	236.75	105,850.05	10 %
Hydaburg City	\$8,141,600	107.85	75,490.03	35 %
Iditarod Area	\$0	568.1	0.00	2 %
Juneau City Borough	\$2,632,035,700	5646.85	466,106.88	30 %
Kake City	\$17,642,900	166.7	105,836.23	10 %
Kashunamiut	\$0	298.2	0.00	35 %
Kenai Peninsula	\$4,246,869,760	9982.41	425,435.31	30 %
Ketchikan	\$1,116,923,700	2598.9	429,767.88	30 %
Klawock City	\$31,525,500	206	153,036.41	10 %
Kodiak Island	\$977,967,800	2810.05	348,025.05	30 %
Kuspuk	\$0	493.85	0.00	2 %
Lake & Peninsula	\$69,030,900	480.95	143,530.30	35 %
Lower Kuskokwim	\$0	3614	0.00	2 %
Lower Yukon	\$0	1936.15	0.00	2 %
Mat-Su Borough	\$3,256,885,340	12513.08	260,278.47	30 %
Nenana City	\$16,800,100	1005	16,716.52	35 %
Nome City	\$211,123,500	769.1	274,507.22	30 %
North Slope Borough	\$10,851,387,110	2008.9	5,401,656.12	35 %
Northwest Arctic	\$381,186,000	2151.5	177,172.21	10 %
Pelican City	\$12,621,800	33.65	375,090.62	35 %
Petersburg City	\$254,224,500	699.1	363,645.41	30 %
Pribilof Island	\$0	158.25	0.00	2 %
Sitka City Borough	\$658,298,100	1722.11	382,262.52	30 %
Skagway City	\$177,458,900	131.3	1,351,552.90	35 %
Southeast Island	\$0	294.5	0.00	2 %
Southwest Region	\$0	758.25	0.00	2 %
St Marys	\$4,535,700	144.15	31,465.14	35 %
Tanana City	\$5,771,200	92.75	62,223.18	5 %
Unalaska City	\$383,163,500	351.91	1,088,811.05	35 %
Valdez City	\$986,219,470	865.2	1,139,874.54	35 %
Wrangell City	\$150,471,600	505.05	297,934.07	30 %
Yakutat City	\$44,561,300	159.75	278,943.97	30 %
Yukon Flats	\$0	352.1	0.00	2 %
Yukon-Koyukuk	\$0	535.85	0.00	2 %
Yupit	\$0	398	0.00	2 %

Post-It® Fax Note To: <i>Patricia S. Neuman</i> Co./Dept: <i>Rep. Bundes</i> Phone #: Fax #: Date: <i>6/25</i> From: <i>BETH WORSWOLD</i> # of pages: <i>1</i>	7671 Phone #: Fax #: 769-0229 Rep. Bundes Beth Worswold
---	--

Public School Funding

A Historical Review

Some critics of Senate Bill 36 focus attention on the impact the legislation has on several rural school districts, specifically the loss of state revenue in comparison to the dollar amount previously received. In order to fully understand this argument, it is necessary to put the current funding formula in a historical perspective.

1985
A one year stop-gap funding scheme was adopted.

1985 marked the second year of a three year study to determine a "resource cost model" to fund schools. California consultants were asked to assess the costs involved in educating Alaskan students in three differently sized, hypothetical classrooms. During this lengthy review, school districts were anxious for a change and pressure on the Legislature mounted. For a variety

of reasons, the "resource cost model" was never implemented. Unable to decide upon the funding level, the Legislature approved a stop-gap measure.

An Alaska Geographic Differential Study was conducted in 1985 by Homan-McDowell. The study was based solely on the household cost of living and provided differential data for 19 election districts.

* * * * *

1986
A re-write proved impossible; another one year solution.

Still under pressure to adopt a new formula, the Legislature approved SB 408, sponsored by Sen. Frank Ferguson, for one year.

• "[The ACD] has always been a tool used to . . . bring a number up or down, depending upon what a legislator was interested in."

Mike Scott, staff to Sen. Ferguson

• "... most districts generate more special ed. money than they need."

• "... noted the increased need for consolidation of school districts."

Bob Green, School Boards' Assoc.

• "... real equity between urban and rural districts cannot be achieved."

LeRoy Owens, Aleutian Schools

* * * * *

1987
After two years of different stop-gap measures, a new proposal was considered.

The Legislature convened and found itself still in a tenuous position. The funding formula was under attack by the Southwest Region School District and the federal government. (Subsequently, the federal government required \$11 million to be repaid by the state to several school districts.)

Governor Cowper proposed a funding formula based on "instructional units" and the cost of living study conducted in 1985 by

Homan-McDowell. City and borough school districts were required to contribute 4 mills of their assessed property value or 35% of their district's basic need. A district's allocation was determined, in part, by the number of "funding communities" within the district.

The House Finance Committee amended the original bill and increased twenty-nine area cost differentials.

1987
 As a result of several years of turmoil, the proposal was adopted even though the legislation "would be a further setback for railbelt taxpayers and students."
Sen. Joe Josephson (5/19/87)

- "[The new area cost differentials] are not based on the benefit of specific supporting data. For this reason, I do not feel these numbers should be included in the Foundation Formula."
 Rep. Steve Rieger (4/16/87)

- "[The new area cost differentials] presented are not based on a solid basis of school costs. I do not have confidence in their accuracy."
 Rep. Pat Pourchot (4/16/87)

- "[The House HESS Committee] urges that the issue of taxation in the unorganized areas be given serious consideration."
 Rep. Johnny Ellis (3/19/87)

- "... would like a survey of the [unorganized] areas to know the potential of the people being able to pay a percentage of the cost of education in their own areas."
 Rep. Dave Donley (3/18/87)

- "[I] express concern that surplus funding would be siphoned off by central offices and used to increase administrative hierarchy."
 Sen. Paul Fischer (5/19/87)

- "... in the rush to adjourn, the Senate Finance Committee reported out of committee without an opportunity for public testimony. It proceeded upon the Senate to return the bill to committee for a public hearing."
 Sen. John Binkley (5/19/87)

- "... if the 4 mill rate was in place ... North Slope and Valdez would be paying an unrealistic amount in relationship to [their need]."
 Marshal Lind, DOE Commissioner

- "... noted that [House Finance] had proposed twenty-nine [new ACDs] totaling approximately \$4.2 million for all REAAs."
 Sen. Paul Fischer (5/19/87)

- "I believe it is dangerous for the Legislature to adjourn without enacting a new formula. Urban members of the Senate HESS Committee acquiesced in a measure that includes area differentials less favorable to urban areas."
 Sen. Joe Josephson (5/19/87)

- "... there appears to be no objective definition of funding communities."
 Bill Berrier, small districts' lobby

* * * * *

1998
 SB 36 proposes a funding formula based on

During the past ten years, the Foundation Formula has remained relatively stable. However, the current distribution scheme, developed under pressure with very limited cost data, has proven to be an experiment that has failed.

Issues raised in 1987 – special education spending, administrative overhead, "funding communities," local contribution inequities, inflated area cost differentials – are

still areas of concern and are addressed in SB 36.

Senate Bill 36 is based on a school operating cost study that treats all Alaskan schools equally and fairly. This is the first review of actual school costs in the thirty-nine years of Alaskan statehood.

It is important to remember the historical perspective of the current formula when comparing SB 36 to the existing formula.

Subject: [Fwd: SB 36 Effects on Dillingham City School District]
Date: Tue, 29 Jan 2002 13:51:40 -0900
From: Representative Bill Williams <Representative_Bill_Williams@legis.state.ak.us>
Organization: Alaska State Legislature
To: Randall Rauro <Randall_Rauro@legis.state.ak.us>

Subject: SB 36 Effects on Dillingham City School District
Date: Fri, 25 Jan 2002 14:39:55 -0900
From: "DCSD" <loren@dcsd.k12.ak.us>
To: <Representative_Bill_Williams@legis.state.ak.us>

For FY 03, Dillingham City School District will be proposing staff cuts for the 4th year in a row. If the floor remains in place, DCSD will continue the decline of instructional staff. Dillingham maintains one of the highest percentages of budget spent on instruction, at 76%, yet nearly 20 other districts receive waivers and continue to have multiple levels of administration. Dillingham maintains a one administrator central office, yet there appears to be limited incentive for those districts that maintain over the 70% level that legislators requested. The young people of Dillingham need your support to suspend the funding floor provision and strengthen foundation dollars.

Thank you


Loren E Berkoski, Superintendent

ALASKA EDUCATION SURVEY

School Funding

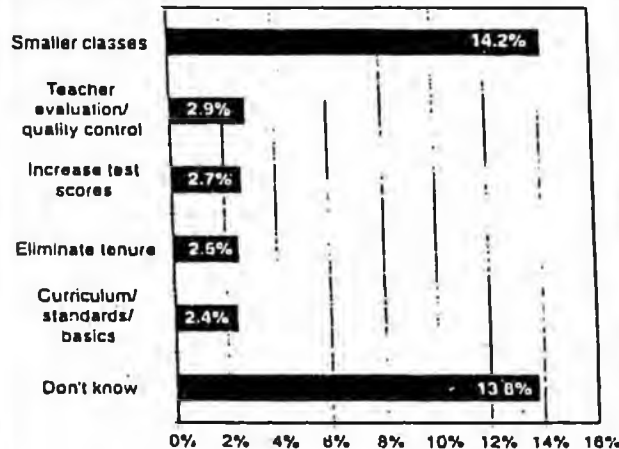
The survey found that only one in three Alaska voters believes that significant increases in education funding would improve the quality of education.

"If state funding of education was increased significantly tomorrow, do you think the quality of education in the state would increase?"



In an open-ended question, respondents reported some of the changes they would need to see that would make them more likely to support increased funding for education. Smaller class size, teacher quality and tenure issues, higher test scores, and better curriculum, higher standards and back-to-basics were the most frequent responses.

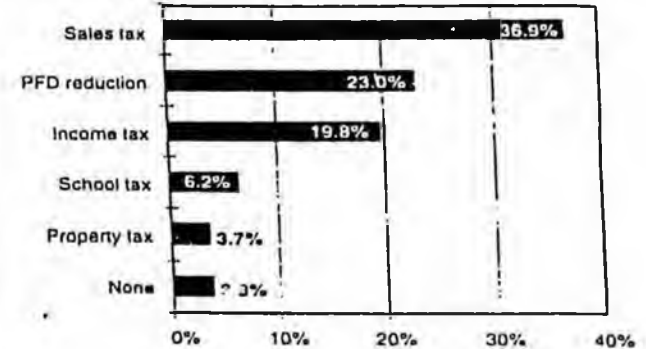
"What's the main thing you'd like to see happen that would make you more likely to pay more money for education?"



Five tax options were presented to respondents: a 1.5% sales tax, a 1% income tax, a 3 mill property tax, a \$160 Permanent Fund deduction, and a \$200 school tax. All of the proposed taxes yield annual revenue in the range of \$60 million to \$80 million. When

asked to make a choice among the tax options, more voters favored the sales tax.

"If the State needed to raise funds in some way to pay for education in Alaska, which of the five revenue sources we discussed would you be most supportive of...?"



The survey also found:

- Nearly half the state's voters think that Alaska is in financial trouble.
- Alaska voters are three times more likely to support cutting expenditures than raising taxes to alleviate state financial problems.
- More than 52% of voters believe that some districts receive too much funding while others receive too little.
- 57% of voters are unaware of the Foundation Formula for school funding. Another 9% are aware of its existence but unfamiliar with how it works.
- 81% believe the state's method of funding schools should be simplified.
- 73% of voters support funding education based on an amount per student, with additional amounts added for special needs, rather than the current instructional unit method.
- Half of those surveyed feel it is reasonable for rural school districts to receive twice the per student funding of urban schools.
- 43% say it makes sense to place all schools into one of four cost brackets representing costs in urban communities, small communities on the road system, rural hubs such as Bethel, and remote rural communities.

Provided by
Gary Wilken

January 1996

think **T**ransition SCHOOL FUNDING

A Summary of the Supplementary Public School Funding Floor

Historical Review

Why was a new school funding formula adopted in 1998? Why was the "supplementary public school funding floor" added to the school funding formula? A historical review helps answers these questions.

Prior to 1998, the education funding formula was based on the concept of an "instructional unit," a complex and nebulous idea understood by few, mistrusted by many. This old formula, established in 1987, and the subsequent regulations, contained several loopholes that benefited school districts to varying degrees. In 1996, the Department of Education began the process of developing a new formula to rectify some of these known inequities. The governor's subsequent proposal became the blueprint for the current funding formula.

SB 36 Funding Formula

The new Student Dollar K-12 funding formula allocates state general fund dollars to school districts based on the number of students enrolled, with appropriate consideration and adjustments for the size of the school and its location in Alaska. The public school funding formula recognizes that differences do indeed exist be-

tween our large, urban school districts and Alaska's isolated rural districts and funds them accordingly. For example, a student in Pelican receives more than four times the amount per student from the state than a youngster enrolled in Anchorage.

A Fair Transition

During the discussion of implementing the new formula, the legislature, not wanting to negatively impact any school district, wrestled with how to transition the school districts from the old formula to the new. The results of this effort provided that no district would lose funding under the new formula even if the district may have financially benefited from the loopholes in the prior funding plan.

The Department of Education calculated each district's funding entitlement under both the old and new

formula. The difference between the plans was the "supplementary public school funding floor" or the "transition dollar amount." The Transition Dollar **supplements** the school district's state support.

100 Percent of Increase

If a school district's student enrollment grows, the district's state aid is increased based on the number of students, adjusted for size and location. Or if the Student Dollar is increased, each student gets 100 percent of the added revenue. In either instance, the school district receives 100 percent of its full entitlement under the education funding formula. **In addition** to this full formula funding, 32 districts also receive an additional supplementary funding floor or transition dollar amount. Since FY99, this transition amount has totaled over \$59 million.

Benefits of the New SB 36 School Funding Formula

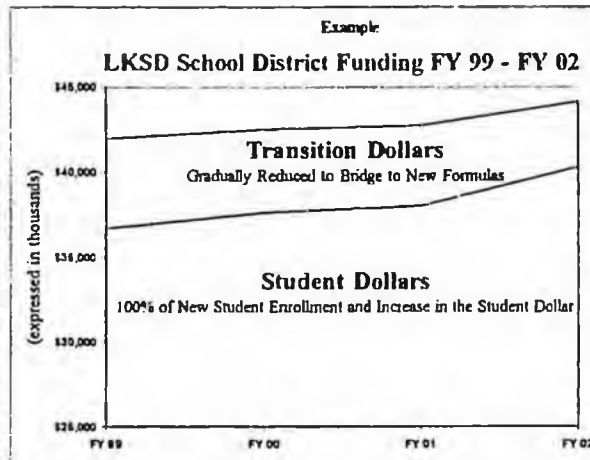
- Created an equitable distribution of state aid based, for the first time, on the actual costs of operating a school in different areas of the state
- Allocated school funding on a per student basis
- Provided for a fair, simple, and easily understood distribution of state education dollars
- Created a school funding formula less subject to manipulation
- Increased confidence in the funding formula led to increased funding for all school districts
- Provided transition dollars to ensure no school district lost funds

Summary of the Supplementary Public School Funding Floor

As the graph to the right illustrates, the Student Dollar formula is fully funded; LKSD school district's Basic Need is funded at 100 percent. While the district's Transition Dollar, the amount determined in 1998, provides a safe, cushioned change between education formulas.

Gradual Reduction

However, in order to act as a true transition, this dollar amount must be gradually reduced. Annually the Department of Education compares each district's formula funding to the previous year. Using this information, the department calculates the amount of additional state support each district receives as a transition between formulas. For many school districts, this transition mechanism will provide additional state funding for many years to come, ensuring that



each school district can plan and provide for an excellent education program for its students.

Conclusion

It is important to remember that the supplementary transition money is given to school districts **over and above** what each district receives under the current funding formula.

The reduction to the Transition Dollars has been very gradual. In spite of what we might have heard about draconian cuts between FY99 and FY02, the total transition dollar amount distributed to school districts has been reduced by just 8.7 percent. This added state support is

a very generous and stable transition between two different funding mechanisms and must be maintained.

The Student Dollar is funded at 100 percent.

The Transition Dollar is gradually reduced.

Additional Transition Dollars Received by Eligible Districts

School District	FY99	FY00	FY01	FY02 Preliminary
Alaska Gateway	323,832	323,832	307,640	213,670
Aleutian Region	295,191	172,799	172,799	172,791
Aleutians East Borough	14,054	-	-	-
Anchorage	-	-	-	-
Annette Island	-	-	-	-
Bering Strait	-	-	-	-
Bristol Bay Borough	-	-	-	-
Chatham	-	-	-	-
Chugach	591,834	591,834	591,834	482,622
Copper River	15,984	15,984	15,984	-
Cordova	49,421	49,421	49,421	36,324
Craig	-	-	-	-
Delta/Creech	543,353	445,549	405,450	306,215
Denali Borough	-	-	-	-
Dillingham	215,224	140,553	79,814	79,814
Fairbanks N. Star Borough	-	-	-	-
Galena	2,575,827	2,066,937	2,066,937	1,564,082
Haines Borough	8,572	7,896	7,807	7,261
Hoonah	52,143	45,067	38,495	36,570
Hydaburg	156,987	156,987	145,998	141,618
Iditarod Area	800,310	791,223	705,331	705,331
Jinzeau Borough	-	-	-	-
Kake	80,018	72,016	71,296	47,666
Kashunamiut	-	-	-	-
Kenai Peninsula Borough	-	-	-	-
Ketchikan Gateway Borough	-	-	-	-
Klawock	222,049	205,123	205,123	178,457
Kodiak Island Borough	-	-	-	-

School District	FY99	FY00	FY01	FY02 Preliminary
Kusukuk	284,722	168,066	168,066	152,940
Lake & Peninsula Borough	240,029	211,226	202,777	190,610
Lower Kuskokwim	5,271,665	4,898,831	4,740,900	4,139,773
Lower Yukon	-	-	-	-
Mat-Su Borough	-	-	-	-
Nenana	589,331	-	-	-
Nome	110,360	110,360	95,798	95,798
North Slope Borough	-	-	-	-
Northwest Arctic Borough	-	-	-	-
Pebcan	272,287	258,208	198,820	170,985
Petersburg	-	-	-	-
Pribilof	14,693	31,305	28,488	27,348
Sitka Borough	-	-	-	-
Skagway	243,759	232,128	211,782	199,075
Southwest Island	510,505	510,505	479,875	422,290
Southwest Region	-	-	-	-
St. Mary's	244,391	161,977	161,977	128,079
Tanana	128,795	114,628	100,873	86,751
Unalaska	421,009	421,009	421,009	344,603
Valdez	617,369	574,801	565,707	492,498
Wrangell	-	-	-	-
Yakutat	292,006	292,006	227,374	188,115
Yukon Flats	995,219	935,506	823,245	727,989
Yukon/Koyukuk	634,345	625,503	550,443	550,443
Yupuk	544,044	544,044	479,208	334,069
Alyeska Central School	-	-	-	-
Mt. Edgecumbe High School	-	-	-	-
TOTAL	17,379,523	15,175,314	14,320,271	12,223,795

* Denotes an REAA School District

Prepared by the Department of Education and Early Development