

HB

30001

(File 3)

HFIN

FILE

SECTION 8

(B) the Department of Corrections;

(2) "agency head" means

(A) the commissioner or other head of an agency who has the authority to adopt regulations for the agency; or

(B) for the Alaska Coastal Policy Council established in AS 44.19.155, the co-chair of the council designated under AS 44.19.155 (c) from the members listed in AS 44.19.155 (a)(2);

(3) "consensus" means unanimous concurrence among the interests represented on a negotiated regulation making committee;

(4) "convener" means a person who is impartial and performs the services identified under AS 44.62.730 for an agency;

(5) "facilitator" means a person who is impartial and performs the services identified under AS 44.62.760 (b) for a negotiated regulation making committee;

(6) "negotiated regulation making" means regulation making through the use of a negotiated regulation making committee;

(7) "negotiated regulation making committee" means an advisory committee to consider and discuss issues for the purpose of reaching a consensus in the development of a proposed regulation;

(8) "person" has the meaning given in AS 01.10.060 , and expressly includes a public organization of any character;

(9) "regulation" has the meaning given in AS 44.62.640 and includes the amendment or repeal of a regulation.

Sec. 44.62.950. Short title.

This chapter may be cited as the Administrative Procedure Act.

Chapter 44.65. INTERDEPARTMENT AND INTERAGENCY SERVICES

[Repealed, Sec. 69 ch 106 SLA 1986, as amended by Sec. 27 ch 65 SLA 1987].

Chapter 44.66. REVIEW OF THE ACTIVITIES OF AGENCIES, BOARDS AND COMMISSIONS

Sec. 44.66.010. Termination of state boards and commissions.

(a) Boards and commissions listed in this subsection expire on the date set

out after each:

- (1) Alcoholic Beverage Control Board (AS 04.06.010) - June 30, 2003;
 - (2) [Repealed, 1983 Initiative Proposal No. 2, Sec. 6].
 - (3) Board of Parole (AS 33.16.020) - June 30, 2008;
 - (4) Regulatory Commission of Alaska (AS 42.04.010) - June 30, 2002;
 - (5) [Repealed, Sec. 20 ch 110 SLA 1981].
 - (6) [Repealed, Sec. 63 ch 21 SLA 1981].
 - (7) [Repealed, Sec. 16 ch 161 SLA 1981].
 - (8) [Repealed, Sec. 33 ch 23 SLA 1995].
 - (9) [Repealed, Sec. 2 ch 97 SLA 1986].
 - (10) Alaska Commission on Aging (AS 44.1.200) - June 30, 2004;
 - (11) Council on Domestic Violence and Sexual Assault (AS 18.66.010) - June 30, 2002;
 - (12) [Repealed, Sec. 33 ch 23 SLA 1995].
 - (13) [Repealed, Sec. 21 ch 6 SLA 1993].
 - (14) Special Education Service Agency (AS 14.30.600) - June 30, 2004;
 - (15) [Repealed, Sec. 10 ch 29 SLA 1999].
 - (16) [Repealed, Sec. 33 ch 23 SLA 1995].
 - (17) Citizens' Foster Care Review Board under AS 47.14.200 - June 30, 2000;
 - (18) Board of Storage Tank Assistance (AS 46.03.360) - June 30, 2001;
 - (19) [Repealed, Sec. 102 ch 21 SLA 2000].;
 - (20) Statewide Suicide Prevention Council (AS 44.29.300) - June 30, 2005.
- (b) Upon termination, a commission listed in (a) of this section shall continue in existence until June 30 of the next succeeding year for the purpose of concluding its affairs.
- (c) A commission scheduled for termination under this chapter may be

continued or reestablished by the legislature for a period not to exceed four years.

Sec. 44.66.020. Agency programs.

(a) Agency programs and activities listed in this subsection that are specifically designated as provided in AS 44.66.030 are subject to termination during the regular legislative session convening in the month and year set out after each:

(1) programs in the budget categories of general government, public protection, and administration of justice - January, 1980;

(2) programs in the budget categories of education and the University of Alaska - January, 1981;

(3) programs in the budget categories of health and social services - January, 1982;

(4) programs in the budget categories of natural resources management, development, and transportation - January, 1983.

(b) An agency program or activity designated in (a) of this section shall be subject to termination during the regular legislative session convening four years after the preceding review and may be subject to termination at any time upon the recommendation of the Legislative Budget and Audit Committee and the concurrence of the legislature as if under AS 44.66.030.

Sec. 44.66.030. Program identification.

During the legislative session preceding each of the years set out in AS 44.66.020, the Legislative Budget and Audit Committee shall designate, not later than March 1 of those years, the programs and activities within each program category that shall be subject to termination in the next fiscal year. The recommendations of the Legislative Budget and Audit Committee shall be submitted to the respective houses of the legislature in the form of a bill that, if enacted into law, would terminate those designated programs and activities on or before July 1 of the following year.

Sec. 44.66.050. Legislative oversight.

(a) Before the termination, dissolution, continuation, or reestablishment of a board or commission under AS 08.03.010 or AS 44.66.010, or of an agency program under AS 44.66.020 and 44.66.030, a committee of reference of each house, which shall be the standing committee of legislative jurisdiction as provided in the Uniform Rules of the Legislature, shall hold one or more hearings to receive testimony from the public, the commissioner of the department having administrative responsibility for each named board, commission, or agency program, and the members of the board or commission involved. The hearings

SECTION 9

(d) In this section, "record" means a report, file, book, account, paper, or application, and the facts and information contained in it.

Sec. 42.05.681. Validity of certain certificates.

A certificate issued before July 29, 1968, to a public utility for the generation, transmission, or distribution of electric energy and power, or for the furnishing of telecommunications may not be considered as terminated or voided for the sole reason that the utility did not or would not produce an annual gross income in excess of \$25,000.

Sec. 42.05.691. Utility classes.

The commission may by regulation provide for the classification of public utilities based upon differences in annual revenue, assets, nature of ownership, and other appropriate distinctions and as between these classifications, by regulation, provide for different reporting, accounting, and other regulatory requirements.

Sec. 42.05.701. [Renumbered as AS 42.05.720].

Repealed or Renumbered

Sec. 42.05.711. Exemptions.

(a) The provisions of this chapter do not apply to a person who furnishes water, gas or petroleum or petroleum products by tank, wagon, or similar conveyance, unless the person is thereby supplying water, gas, petroleum or petroleum products to a public utility in which the person has an "affiliated interest".

(b) Except as otherwise provided in this subsection and in (o) of this section, public utilities owned and operated by a political subdivision of the state, or electric operating entities established as the instrumentality of two or more public utilities owned and operated by political subdivisions of the state, are exempt from this chapter, other than AS 42.05.221 - 42.05.281 and 42.05.385. However,

(1) the governing body of a political subdivision may elect to be subject to this chapter; and

(2) a utility or electric operating entity that is owned and operated by a political subdivision and that directly competes with another utility or electric operating entity is subject to this chapter and any other utility or electric operating entity owned and operated by the political subdivision is also subject to this chapter.

(c) The ownership in whole or part, of the corporate stock of a public utility does not make the owner a public utility.

(d) The commission may exempt a utility, a class of utilities, or a utility service from all or a portion of this chapter if the commission finds that the exemption is in the public interest.

(e) Notwithstanding any other provisions of this chapter, any electric or telephone utility that does not gross \$50,000 annually is exempt from regulation under this chapter unless the subscribers petition the commission for regulation under AS 42.05.712 (h).

(f) Notwithstanding any other provisions of this chapter, an electric or telephone utility that does not gross \$500,000 annually may elect to be exempt from the provisions of this chapter other than AS 42.05.221 - 42.05.281 under the procedure described in AS 42.05.712 .

(g) A utility, other than a telephone or electric utility, that does not gross \$150,000 annually may elect to be exempt from the provisions of this chapter other than AS 42.05.221 - 42.05.281 under the procedure described in AS 42.05.712 .

(h) A cooperative organized under AS 10.25 may elect to be exempt from the provisions of this chapter, other than AS 42.05.221 - 42.05.281, under the procedure described in AS 42.05.712 .

(i) A utility that furnishes collection and disposal service of garbage, refuse, trash, or other waste material and has annual gross revenues of \$300,000 or less is exempt from the provisions of this chapter, other than the certification provisions of AS 42.05.221 - 42.05.281, unless the subscribers petition the commission for regulation under AS 42.05.712 (h). Notwithstanding AS 42.05.712 (b) and (g), if subscribers representing 25 percent of the gross revenue of the utility petition the commission for regulation, the utility is subject to the provisions of this chapter.

(j) The provisions of this chapter do not apply to sales, exchanges, or gifts of energy to an electric utility certificated under this chapter when the energy which is the subject of the sale, exchange, or gift is waste heat, electricity, or other energy which is surplus or the by-product of an industrial process. In an area in which no electric utility is certificated for service, energy provided by sale, exchange, or gift may be provided to any utility which is certificated for service to that area. A contract for the sale, exchange, or gift of energy exempt under this subsection does not make the supplier a public utility and does not transfer the responsibility to provide utility services from a certificated utility to any other person.

(k) A utility that furnishes cable television service is exempt from the provisions of this chapter other than AS 42.05.221 - 42.05.281 unless the subscribers petition the commission for regulation under the procedure described in AS 42.05.712 .

(l) A person, utility, joint action agency established under AS 42.45.310, or

cooperative that is exempt from regulation under (a), (d) - (k), or (o) of this section is not subject to regulation by a municipality under AS 29.35.060 and 29.35.070.

(m) The collection and disposal, under AS 29.35.050 (c), by a municipality of waste material deposited at an intermediate transfer site is exempt from this chapter.

(n) Except as provided by AS 42.06.370 (c), the provisions of this chapter do not apply to a person who owns or operates a natural gas pipeline as a North Slope natural gas pipeline carrier, as that term is defined in AS 42.06.630.

(o) A joint action agency established under AS 42.45.310 is exempt from regulation under this chapter, including the requirement to obtain a certificate of public convenience and necessity under AS 42.05.221, for the operation of, sale of power from, and other activities related to the power project the joint action agency purchases from the Alaska Energy Authority until the wholesale agreement and any related contract assigned by the authority becomes subject to review or approval by the commission under AS 42.05.431. The exemption provided by this subsection extends to repairs and improvements to the power project the joint action agency purchases from the authority but does not extend to any other power project or other activity of the joint action agency.

Sec. 42.05.712. Deregulation ballot.

(a) A utility or cooperative that may elect to be exempt from the provisions of this chapter shall poll its subscribers or members in the manner described in this section.

(b) The votes of a majority of those voting in an election in which at least 15 percent of the eligible subscribers or members return ballots are required for a utility or cooperative to elect exemption under (a) of this section.

(c) Each subscriber or member of the utility or cooperative shall receive notice of an election under this section with the subscriber's or member's regular bill for service at least 60 days before the date set for the election. The notice shall contain impartial language informing the subscribers or members that an election on the option of deregulation or regulation by the Regulatory Commission of Alaska will be held within 60 days and that a ballot to participate in that election will be mailed or delivered to each subscriber or member of the utility or cooperative with the regular bill for service. The notice shall also state that a subscriber or member of the cooperative is entitled to vote in the election without regard to whether the subscriber's or member's account with the utility or cooperative is current and that the ballot must be postmarked or returned to the commission within 30 days after it was mailed or otherwise delivered to the subscriber or member. The notice shall also announce the schedule for one or more public meetings which shall provide an opportunity for the subscribers or members to discuss this election. The public meeting or meetings shall be held not more than 30 days before the ballots are mailed or distributed to those

SECTION 10

Table 1
UNBUNDLED NETWORK ELEMENT RATE COMPARISON MATRIX

All Rates for RBOC in each State Unless Otherwise Noted

State	Company	Density Zones	Loop Rate (per month)	Port Rate (per month)	Switching (per MOU)	Tandem Switching and Transport (per MOU)
Alabama	BS	1	\$15.24	\$2.50	\$0.0017	\$0.0015 Tandem Switching \$0.00036 & \$0.00004/mile Common Transport \$0.0015
		2	\$24.75			
		3	\$44.85			
		Avg	\$19.04			
Alaska	ATU	1	\$13.85	\$4.27	\$0.006595	\$0.004712 Tandem Switching \$0.000416 Termination
	ACS	1	\$19.19	\$1.38	\$0.00203	\$0.00155 Tandem Switching \$0.00023 Common Transport
Arizona	USW	1	\$21.98	\$1.61	\$0.0028	\$0.0014 Tandem Switching \$0.00088 Common Transport
Arkansas	SBC	3	\$18.75	\$2.75	\$0.004586 \$0.006137 \$0.002352	\$0.001665 Tandem Switching \$0.000423 - \$0.000534 plus per mile Common Transport
		2	\$31.60			
		1	\$71.05			
California	SBC	1	\$10.03	\$2.88	\$0.00594 set up/ \$0.00184 Originating \$0.007 set up/ \$0.00181 Terminating	\$0.00075 set up & \$0.00067 Tandem Switching \$0.00113 Terminating
		2	\$13.51			
		3	\$25.53			
Colorado	USW	BRA	\$19.65	\$1.15	\$0.00283	\$0.002007 Tandem Switching
		1	\$26.65			
		2	\$38.65			
		3	\$84.65			
Connecticut	SBC	1A	\$8.95	\$3.31	\$0.007151*	\$0.001984 Tandem Switching
		B	\$12.03			
		C	\$13.28			
		D	\$19.69			
		Avg	\$12.49			

* On-NET Rate, includes shared transport

Table E Rate Comparison Matrix

State	Company	Density Zones	Loop Rate (per month)	Port Rate (per month)	Switching (per MOU)	Tandem Switching and Transport (per MOU)
D.C.	VZ	1	\$10.81	\$1.55	\$0.003	\$0.001043 Tandem Switching \$0.00015 & \$0.00003/mile Common Transport
Delaware	VZ	1 2 3 Avg	\$10.07 \$13.13 \$16.67 \$12.05	\$2.23	\$0.003634 Originating \$0.001927 Terminating	\$0.0006688 Tandem Switching \$0.0001221 & \$0.0000022/mile Common Transport
Florida	BS	1 2 3	\$13.76 \$20.13 \$44.40	\$1.62	\$0.0008846	\$0.0001522 Tandem Switching \$0.0000039 Common Transport
Georgia	BS	1 2 3 Avg	\$14.21 \$16.41 \$26.08 \$16.51	\$1.85	\$0.001633	\$0.0006757 Tandem Switching \$0.0002126 Common Transport
Hawaii	VZ	Oahu Maui Hawaii	\$10.44 \$17.23 \$21.91	\$2.69	\$0.0076074	\$0.0012572 Tandem Switching \$0.0002710 Common Transport
Idaho	USW	1	\$25.52	\$1.34	\$0.0029	\$0.0032 Tandem Switching \$0.00218 Common Transport
Illinois	AIT	1A 1B 1C 2C Avg	\$2.59 \$7.07 \$11.40 \$11.40 \$9.81	\$5.01 Port rate includes unlimited switching	n/a	\$0.000215 Tandem Switching \$0.000809 Common Transport
Indiana	AIT	3 2 1 Avg	\$8.03 \$8.15 \$8.99 \$8.20	\$5.34	\$0.003444	\$0.000307 Tandem Switching \$0.00066 Common Transport

Table E Rate Comparison Matrix

State	Company	Density Zones	Loop Rate (per month)	Port Rate (per month)	Switching (per MOU)	Tandem Switching and Transport (per MOU)
Iowa	USW	Avg	\$20.15	\$1.15	\$0.00213	\$0.00424 Tandem Switching \$0.00134 Common Transport
Kansas	SBC	3	\$11.86	\$1.61	\$0.00131	\$0.000789 Tandem Switching \$0.000401-\$0.000475 Common Transport
		2	\$13.64		\$0.00169	
		1	\$23.34		\$0.00253	
		Avg	\$14.04			
Kentucky	VZ	1	\$17.44	\$4.02	\$0.0036192	\$0.0008209 Tandem Switching
		2	\$22.23		originating	
		3	\$25.84		\$0.0032276	
		Avg	\$19.65		terminating	
	RS	1	\$13.54	\$2.61	\$0.002562	\$0.001096 Tandem Switching \$0.000426 Common Transport
		2	\$19.73			
3		\$28.27				
Avg	\$20.00					
Louisiana	BS	1	\$19.35	\$2.20	\$0.0021	\$0.0008 Tandem Switching \$0.00047 Common Transport
		2	\$22.84			
Maine	VZ	1	\$12.67	\$2.24	\$0.003197-\$0.00707	\$0.002575 - \$0.001776 Tandem Switching \$0.000886 - \$0.00000 Common Transport
		2	\$15.59		\$0.005262-\$0.002263	
		3	\$23.00		\$0.009101-\$0.005389	
		Avg	\$17.53			
Maryland	VZ	A1	\$12.11	\$1.90	\$0.0038	\$0.000695 Tandem Switching \$0.000353 Common Transport
		A2	\$12.85			
		B1	\$25.96			
		B2	\$18.40			
		Avg	\$14.50			
Massachusetts	VZ	1	\$7.54	\$2.00	\$0.004647-\$0.001872	\$0.00119 - \$0.000851 Tandem Switching \$0.002201-\$0.000489 Common Transport
		2	\$14.11		\$0.004724-\$0.001872	
		3	\$16.12			
		4	\$20.04			
		Avg	\$14.98			

Table E Rate Comparison Matrix

State	Company	Density Zones	Loop Rate (per month)	Port Rate (per month)	Switching (per MOU)	Tandem Switching and Transport (per MOU)
Michigan	AIT	A	\$8.47	\$2.53	\$0.001192	\$0.001058 Tandem Switching \$0.000446 Common Transport
		B	\$8.73			
		C	\$12.54			
		Avg	\$10.15			
Minnesota	USW	1	\$8.81	\$1.08	\$0.00181	\$0.00134 Tandem Switching \$0.001484 Common Transport
		2	\$12.33			
		3	\$14.48			
		4	\$21.91			
		Avg	\$17.87			
Mississippi	BS	1	\$16.71	\$2.11	\$0.0012771	\$0.0007834 Tandem Switching \$0.0004281 Common Transport
		2	\$21.45			
		3	\$29.75			
		4	\$38.59			
Missouri	SBC	1	\$12.71	\$1.74	\$0.001988	\$0.00151 Tandem Switching \$0.00019-\$0.000302 Common Transport
		2	\$20.71			
		3	\$33.29			
		4	\$18.23			
Montana	USW	1	\$26.69	\$1.45	\$0.0029	\$0.0068 Tandem Switching \$0.001459 Common Transport
		2	\$27.62			
		3	\$31.36			
		4	\$33.95			
		Avg	\$27.41			
Nebraska	USW	1	\$13.56	\$1.37	\$0.004131	\$0.002594 Tandem Switching \$0.001243 Common Transport
		2	\$27.12			
		3	\$54.24			
		Avg	\$14.32			
Nevada	SBC	1	\$11.75	\$1.63	\$0.00161	\$0.00171 Tandem Switching \$0.00727 Common Transport
		2	\$22.66			
		3	\$66.31			
		Avg	\$19.83			
New Hampshire	VZ	1	\$14.01	\$2.51	\$0.010697-\$0.003888	\$0.001589-\$0.001386 Tandem Switching \$0.001001-\$0.0000 Common Transport
		2	\$15.87			
		3	\$24.09			
		Avg	\$17.99			

Table E Rate Comparison Matrix

State	Company	Density Zones	Loop Rate (per month)	Port Rate (per month)	Switching (per MOU)	Tandem Switching and Transport (per MOU)
New Jersey	VZ	1	\$11.95	\$1.90	\$0.005418 Originating \$0.003207 Terminating	\$0.001323 Tandem Switching \$0.0002486 & \$0.0000012/mile Common Transport
		2	\$16.02			
		3	\$20.98			
		Avg	\$16.17			
New Mexico	USW	1	\$17.75	\$1.38	\$0.0011083	\$0.001616 Tandem Switching \$0.001882 Common Transport
		2	\$20.30			
		3	\$26.23			
New York	VZ	1	\$11.83	\$2.50	\$0.003806-\$0.001508	\$0.00456-\$0.00067 Tandem Switching \$0.003141-\$0.000321 Common Transport
		2	\$12.49			
		3	\$19.24			
		Avg	\$14.81			
North Carolina	BS	1	\$16.71	\$2.19	\$0.0017	\$0.0009 Tandem Switching \$0.00034 Common Transport
North Dakota	USW	1	\$16.41	\$1.27	\$0.002	\$0.0084 Tandem Switching \$0.004392 Common Transport
		2	\$27.66			
		3	\$62.66			
Ohio	AIT	B	\$5.93	\$4.63	\$0.003226	\$0.000689 Tandem Switching
		C	\$7.97			
		D	\$9.52			
Oklahoma	SBC	3	\$12.14	\$2.18	\$0.002268	\$0.000956 Tandem Switching \$0.000266-\$0.000499 Common Transport
		2	\$13.65	\$2.21	\$0.002516	
		1	\$26.25	\$2.58	\$0.0038	
		Avg	\$14.84	\$2.25		
Oregon	USW	1	\$13.95	\$1.14	\$0.001463 originating \$0.00133 terminating	\$0.001596 Tandem Switching \$0.000005 - \$0.000012 Common Transport
		2	\$25.20			
		3	\$56.21			
		Avg	\$15.00			
Pennsylvania	VZ	1	\$10.25	Option A: \$2.67	\$0.001802 Originating	\$0.000795 Tandem Switching \$0.000144 & \$0.000003/mile Common Transport
		2	\$11.00			
		3	\$14.00	Option B:** \$1.90	\$0.001615 Terminating	
		4	\$17.50			
		Avg	\$14.06			

** Option A includes all vertical features. Option B includes all vertical features except 3-way calling.

Table E Rate Comparison Matrix

State	Company	Density Zones	Loop Rate (per month)	Port Rate (per month)	Switching (per MOU)	Tandem Switching and Transport (per MOU)
Rhode Island	VZ	1	\$12.05	\$4.47	\$0.01237 Peak \$0.00419 Off peak	\$0.01193 Tandem Switching \$0.002199-\$0.00027 Common Transport
		2	\$16.62			
		3	\$20.59			
South Carolina	BS	1	\$18.48	\$2.35	\$0.0019295	\$0.0006843 Tandem Switching \$0.0004672 Common Transport
		2	\$27.87			
		3	\$36.91			
South Dakota	USW	1	\$7.01	\$1.84	\$0.003469	\$0.001748 Tandem Switching \$0.001388 Common Transport
		2	\$18.54			
		3	\$24.37			
Tennessee	BS	1	\$13.19	\$1.89	\$0.0008041	\$0.0009778 Tandem Switching \$0.00038 Common Transport
		2	\$17.23			
		3	\$22.53			
		Avg	\$18.00			
Texas	SBC	3	\$12.14	\$1.94 \$2.15 \$3.25 \$2.90	\$0.002116	\$0.000794 Tandem Switching \$0.000123-\$0.000144 Common Transport
		2	\$13.65			
		1	\$18.98			
		Avg	\$14.15			
Utah	USW	1	\$14.41	\$0.89 \$0.90 \$1.02	\$0.002299 \$0.002664 \$0.002896	\$0.001059 Tandem Switching \$0.000921 Common Transport
		2	\$17.47			
		3	\$24.14			
		Avg	\$20.00			
Vermont	VZ	1	\$7.72	\$1.03	\$0.004003	\$0.000921 Tandem Switching \$0.000630 Common Transport
		2	\$8.35			
		3	\$21.63			
		Avg	\$14.41			
Virginia	VZ	1	\$10.74	\$1.30	\$0.004129 Originating \$0.002079 Terminating	\$0.000548 Tandem Switching \$0.000114 Common Transport
		2	\$16.45			
		3	\$29.40			
		Avg	\$13.597			

Table : E Rate Comparison Matrix

State	Company	Density Zones	Loop Rate (per month)	Port Rate (per month)	Switching (per MOU)	Tandem Switching and Transport (per MOU)
Washington	USW	1	\$7.91	\$1.34	\$0.0012	\$0.00141 Tandem Switching \$0.00217 Common Transport
		2	\$14.13			
		3	\$15.90			
		4	\$17.85			
		5	\$23.82			
	Avg	\$11.33				
West Virginia	VZ	1	\$14.99	\$1.60	\$0.008868 Originating \$0.005622 Terminating	\$0.0002394 Tandem Switching \$0.00067 Common Transport
		2	\$22.04			
		3	\$43.44			
		Avg	\$24.58			
Wisconsin	AIT	1	\$10.90	\$3.71	\$0.003451	\$0.000674 Tandem Switching \$0.001072 Common Transport
Wyoming	USW	BRA	\$19.05	\$1.53	\$0.003753	\$0.001642 Tandem Switching \$0.000318 fixed & per mile Tandem Transmission
		1	\$31.83			
		2	\$40.11			
		3	\$58.43			

SECTION 11

STATE OF ALASKA

DEPARTMENT OF COMMUNITY AND
ECONOMIC DEVELOPMENT
REGULATORY COMMISSION OF ALASKA

TONY KNOWLES, GOVERNOR

701 WEST EIGHTH AVENUE, SUITE 300
ANCHORAGE, ALASKA 99501-3469
PHONE: (907) 276-6222
FAX: (907) 276-0160
TTY: (907) 276-4533

May 20, 2002

The Honorable Robin Taylor, Chair
Senate Judiciary Committee
Alaska State Legislature
State Capitol, MS 301
Juneau, Alaska 99801-1182

Re: SB 2010

Dear Senator Taylor:

When we met on May 8 to discuss HB 333 you opined that sunseting the agency would have little effect because the next governor and legislature could revive the agency. Since that meeting, the legislature adjourned without extending the agency operations and I have begun planning for the agency's sunset year. If the legislature does not reauthorize the agency, there will be a significant impact on utilities, consumers and the state's budget before the next legislature has the opportunity to act.

Under state law, the RCA "expires" if it is not reauthorized by July 1, 2002. AS 44.62.010(a). The agency may continue for one year after termination "for the purpose of concluding its affairs." AS 44.62.010(b). As Chair, I have the legal obligation to begin winding down agency operations on July 1, 2002 with the goal of closing the agency by July 1, 2003.

I plan to meet with staff and industry in June to discuss the timing of the wind down process. The RCA's operations during the sunset year is the topic for discussion with industry representatives at the next Bench and Bar scheduled for June 5, 2002. We will inform them of the following impacts of sunset, and discuss the sequence and timing of the following actions:

- 1. Cessation of Work on Regulations Dockets.** Continuing to work on new regulations would be pointless without an agency to administer them. All pending regulations dockets; including pole attachments, access charges, Public Advocacy Section regulations and small water and sewer utility certifications, would be closed. Both the PAS regulations docket and the proceeding on small water and sewer utility certifications were opened this year at the suggestion of the legislative auditor.

2. Transition of PCE Administration to Another State Agency. The RCA determines the level of PCE funding due to eligible communities. We collect the cost of administering that program from the utilities that benefit from it. We will transfer administration of that program to another state agency that will need general fund support to continue this work.

3. Not Reviewing New Applications. The RCA reviews applications for new utilities and pipelines and requests to transfer operating authority to insure that the applicant is fit, willing and able to offer service and that the proposed service is in the public interest. Last year we received 73 such applications. We would stop review of all applications, and not accept new ones. This would impact developers who install and request certification of the water and sewer utilities they install in new subdivisions and applications for new oil and gas pipelines.

4. Concluding Existing Caseload. We will evaluate the existing caseload and prioritize it based on public interest and time required to resolve each case. We will try to conclude as many as we can before the agency closes. Loss of staff that seek more stable employment will diminish our ability to conclude cases.

5. Not Accepting New Cases. We will evaluate all new filings to determine if they can be concluded in our sunset year and whether doing so would serve the public interest. New complaints and tariff filings we cannot handle will be returned to the utilities, pipeline companies and consumers with an explanation that we are unable to process them because the legislature terminated the agency. The following types of matters will not be handled after the RCA ceases to exist:

- **Consumer Complaints** - The RCA handled over 600 consumer complaints last year.
- **Federal Funding Certifications** - Under federal law, the RCA must certify local telephone companies' eligibility for federal universal service reports before funding is distributed. Telephone companies received more than \$70 million last year under these programs, enabling them to serve high cost areas of the state.
- **Rate changes** Without regulatory oversight, it is not clear whether utilities and pipelines are free to serve whichever customers they choose at prices they are free to set without review, or if they must stay at the current prices indefinitely. This uncertainty is likely to negatively affect all utilities' ability to attract investment capital. Every consumer of a utility service statewide is at risk of seeing a rate increase or their service terminated.

In summary, a sunset year will dramatically impact utilities and utility consumers statewide beginning July 1, 2002 when the RCA terminates. The regulatory and legal confusion is likely to undermine utilities' efforts to obtain financing for new projects and impact consumers of all utility and pipeline services statewide. As responsibilities are transferred to other state agencies that lack the ability to collect the costs of their operations from consumers, there will be additional demand on state general funds. I urge your prompt endorsement of SB 2010.

Sincerely,

REGULATORY COMMISSION OF ALASKA



G. Nanette Thompson
Chair

cc: Members of the Alaska Legislature
Governor Tony Knowles
Alaska Rural Electrical Cooperative Association
Alaska Telephone Association

SECTION 12

Regulatory Commission of Alaska
Annual Report Fiscal Year 2001



"... encouraging the delivery of affordable voice and high-speed data services to all communities in Alaska."

STATE OF ALASKA

TONY KNOWLES, GOVERNOR

DEPARTMENT OF COMMUNITY AND
ECONOMIC DEVELOPMENT
REGULATORY COMMISSION OF ALASKA

701 WEST EIGHTH AVENUE, SUITE 300
ANCHORAGE, ALASKA 99501-3469
PHONE: (907) 276-6222
FAX: (907) 276-0160
TTY: (907) 276-4533

January 2, 2002

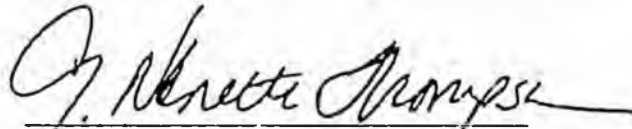
Speaker of the House
and
President of the Senate

Dear Speaker of the House and President of the Senate:

On behalf of the Regulatory Commission of Alaska we are pleased to submit to the Alaska State Legislature the Thirty-second Annual Report of the Regulatory Commission of Alaska, covering the fiscal year ending June 30, 2001. This is filed pursuant to AS 42.05.211 and AS 42.06.220.

Respectfully yours,

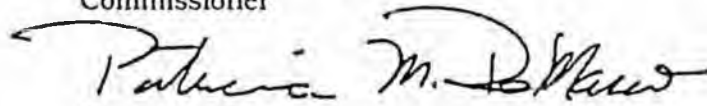
REGULATORY COMMISSION OF ALASKA



Chair




Commissioner



Commissioner



Commissioner



Commissioner

Table of contents

The RCA at a glance	
Mission statement	3
Regulatory Commission of Alaska	4
Message from the Chair	5
Biographies, RCA Commissioners	6
Former Commissioners	9
RCA roster	10
Organizational chart	11
Staff responsibilities	12
Key issues	
RCA FY01 overview	13
Operating budget	15
Regulation and economic development	16
Fiscal Year 2002 plan	17
Public Advocacy Section	18
Significant events	
Telecommunications Service	19
Electric Service	20
Natural Gas Service	21
Refuse Service	21
Sewer and Water Service	21
Pipelines	22
Utility and pipeline operating results	
Fully regulated utilities financial data	24
Oil pipeline carrier financial data	25
Consumer protection	26
Informal complaints	28
Agency filings and proceedings	
Certification proceedings	31
Orders	33
Tariff revisions	34
Formal proceedings	37
Open dockets	39
Summary of filings	40
Appeals and other court proceedings pending in FY01	41
Legal authority	
Statutes	44
Regulations	46


Mission statement

The Regulatory Commission of Alaska protects consumer interests by ensuring affordable, reliable utility and pipeline services and ensuring that the utility and pipeline infrastructure is adequate to support community needs.



Regulatory Commission of Alaska – commissioners and staff

Regulatory Commission of Alaska



Chair Thompson (center) is flanked (left to right) by Commissioners Abbott, Smith, DeMarco and Strandberg

Message from the Chair

Fiscal Year 2001 (FY01) was the second year of operation for the Regulatory Commission of Alaska (RCA). We continued our efforts to improve the way we work.

This year saw a stabilization of our caseload. The backlog has been significantly reduced and we are processing new filings under the timelines in our new regulations. The RCA routinely opens approximately 175 to 210 new dockets each year. Since our inception, as a result of a concerted effort to resolve all long pending cases, we have closed more dockets than were opened. At the end of FY00, there were 531 pending cases; at the end of FY01, the number of pending cases was 418. That reduction represents a substantial effort to analyze and issue orders in the dockets we closed. We expect the docket caseload to stabilize in FY02-FY03 at approximately 350 cases.

By year-end we were closer to our goal of a paperless agency. We have worked hard to design systems that allow us to function as an agency more efficiently and make our processes more accessible to the public. In FY02 the public should see the impact of these changes.

We moved. The agency outgrew the space we occupied for eleven years, and moved several blocks east to 701 West Eighth Avenue. Our new space is better designed for our work processes.

The Commission held many significant hearings in FY01. We heard cases for several utilities that had operated without Commission review of their rates for many years. Keeping rates current by regular review should make the process less burdensome to the utilities, allowing them to fully recover their costs and allowing consumers to have the benefit of savings when advances in technology make offering reliable utility service less expensive. Gathering current data on the electric industry's costs also enabled the Commission to analyze the potential costs and benefits to consumers of restructuring the Railbelt electric market.

We held a hearing on the Trans Alaska Pipeline rates. For the first time in the pipeline's history the Commission was asked by an economically interested party to evaluate whether or not the tariff rates charged for intrastate shipments on that line are just and reasonable. The hearing lasted over six weeks.

We continued to grapple with the dynamic changes in the communications markets, and evaluated proposed changes to our regulatory scheme to keep pace with these changes. We actively followed changes on a national level and advocated for the interests of the Alaskan phone companies that deliver services in high cost areas and receive federal support. I serve on the Federal-State Joint Board on Universal Service where I have the opportunity to bring the needs of rural residents to the attention of national policymakers.

We look forward to the challenges of FY02. There are many significant policy issues on the horizon and we continue to strive to improve the way we do business.

Sincerely,



G. Nanette Thompson
Chair

Biographies, RCA Commissioners



**G. Nanette Thompson,
Chair**

Commissioner Thompson began serving on the RCA on July 1, 1999. She was nominated by her colleagues and appointed by Governor Knowles as Chair. Her term expires June 30, 2004. Ms. Thompson served on the Alaska Public Utilities Commission from 1995 to 1996.

Ms. Thompson is admitted to the practice of law in Alaska (since 1983) and Washington (since 1982). She has 17 years of experience as a lawyer in private practice representing business and individual clients and as an Assistant Attorney General for the State of Alaska. After graduating with honors in International Relations from Stanford in 1978, she earned her law degree from the University of Washington in 1982.

Ms. Thompson is an active member of the NARUC Committee on Telecommunications. She was appointed by the FCC to serve on the Federal-State Joint Conference on Delivery of Advanced Services in November 1999, and served as State Chair from 1999 to 2001. She was appointed by the FCC to the Universal Service Joint Board in August 2000 and was elected State Chair in 2001.

Ms. Thompson is active in community activities. She served on the Salvation Army's Booth Home Advisory Board from 1989 to 1994, acting as President in 1994 and on the Campfire Boys and Girls Board from 1995 to 2000. She and her husband, Bill Cooke, have five children ranging in ages from 12 to 26.

On July 1, 1999, Governor Tony Knowles appointed **Commissioner Bernie Smith** to the new Regulatory Commission of Alaska, with a term expiring June 30, 2003.

Mr. Smith came to the RCA after serving 16 years with Tesoro Alaska Petroleum Company. While employed with Tesoro he held positions as Manager of Alaska Government Affairs & Special Projects, Senior Engineer, and Project Engineer. In 1973, Mr. Smith graduated from Texas A&M University, with a Bachelor of Science Degree in Engineering Technology. He has been active in several community organizations, currently serving as Past President of Chuglak-Eagle River Chamber of Commerce and a board member of the State Chamber of Commerce. At the time of his appointment he was a member of the Alaska Board of Marine Pilots. He served as President and board member of the Boys and Girls Club of the Kenai Peninsula, and was a board member of Nikiski Fire Service Board.

Mr. Smith has resided in Eagle River for the last five years. He has two sons, Dylan (19) who is attending UAA, and Cory (17) a senior at Chuglak High School.



**Bernie Smith,
Commissioner**

Biographies (continued)

Patricia DeMarco, Ph.D. was appointed by Governor Tony Knowles to a three-year term on the Regulatory Commission of Alaska beginning on July 1, 1999. She also serves on the NARUC Committee on Consumer Affairs. Commissioner DeMarco previously occupied the position of President of the Anchorage Economic Development Corporation for four years. She brings to the Commission a strong interest in utility infrastructure as a mechanism to expand the economic potential of Alaska. She has a multi-disciplined approach to solving problems and views the role of regulation as a catalyst for change.

Dr. DeMarco came to Alaska in 1995 from Connecticut where her experience included a twenty-year career in various aspects of electric utility regulation, planning and operation. She also started a non-profit corporation to diversify the defense dependent economy, especially the area served by the five utilities in the Connecticut Municipal Electric Energy Cooperative.

Dr. DeMarco received her formal education in her hometown at the University of Pittsburgh. She holds a Bachelor of Science and a Doctorate degree in biology and spent seven years in biochemical genetics research. In private life, she is the wife of Joseph Barkoski, owner of Alaska Joe Fishing Charters. Dr. DeMarco serves on the Board of Directors of the Anchorage Symphony Orchestra and Downtown Rotary.



Patricia M. DeMarco,
Commissioner



Will Abbott,
Commissioner

Will Abbott was appointed to the Regulatory Commission of Alaska on July 1, 1999. He was reappointed in 2001 for six-years and his term expires March 1, 2007.

Mr. Abbott previously worked for the Alaska Housing Finance Corporation, Municipality of Anchorage, a local environmental firm, and the U. S. Air Force.

Mr. Abbott is married and has two sons.

Biographies (continued)



**James S. Strandberg,
Commissioner**

Appointed in 1999 and reappointed in 2000 for a six-year term, **Jim Strandberg** has 29 years experience as a Professional Engineer. Born in Anchorage and a life long Alaskan, he attended the University of Alaska Fairbanks and received a Bachelor of Science in Mechanical Engineering in 1970 and a Masters of Science in Arctic Engineering in 1983.

Strandberg is a registered mechanical and civil engineer in Alaska and has worked in rural and urban areas in his professional practice. Early in his career, Strandberg worked on the design team for the Trans Alaska Pipeline, and was stationed in Anchorage, Fairbanks and Houston, Texas. As a mechanical and utilities designer, he worked in private practice designing heating, ventilating and air conditioning, district heating and power plant systems.

Married for 29 years, Jim and his wife, Emiko, have two grown children each of whom are pursuing an engineering career.

Former Commissioners

Commissioner	Dates of service
Clyde Courtnage	1960 - 1963
Charles Herbert	1960 - 1963
Karl Walter, Jr.	1960 - 1964
Joseph Fitzgerald	1964 - 1965
Maurice Chertkov	1965 - 1965
Harold Moats	1965 - 1966
T. Stanton Wilson	1966 - 1966
James R. Clouse, Jr.	1967 - 1971
Loren H. Lounsbury	1967 - 1971
John M. Stern, Jr.	1971 - 1973
James R. Hendershot	1971 - 1975
B. Richard Edwards	1974 - 1976
Gordon J. Zerbetz	1963 - 1981
Stuart C. Hall	1976 - 1983
Diana E. Snowden	1981 - 1985
Marvin R. Weatherly	1975 - 1987
Carolyn S. Guess	1975 - 1989
Louis E. Agl	1983 - 1989
Fithleen E. Whiteaker	1985 - 1990
Peter Sokolov	1987 - 1991
Don May	1990 - 1992
Susan M. Knowles	1975 - 1993
Mark A. Foster	1990 - 1993
Daniel Patrick O'Tierney	1989 - 1994
James E. Carter, Sr.	1992 - 1995
G. Nanette Thompson	1995 - 1996
Don Schröder	1991 - 1997
Alyce A. Hanley	1993 - 1999
Dwight D. Ornquist	1993 - 1999
Tim Cook	1994 - 1999
Sam Cotten	1995 - 1999
James M. Posey	1997 - 1999

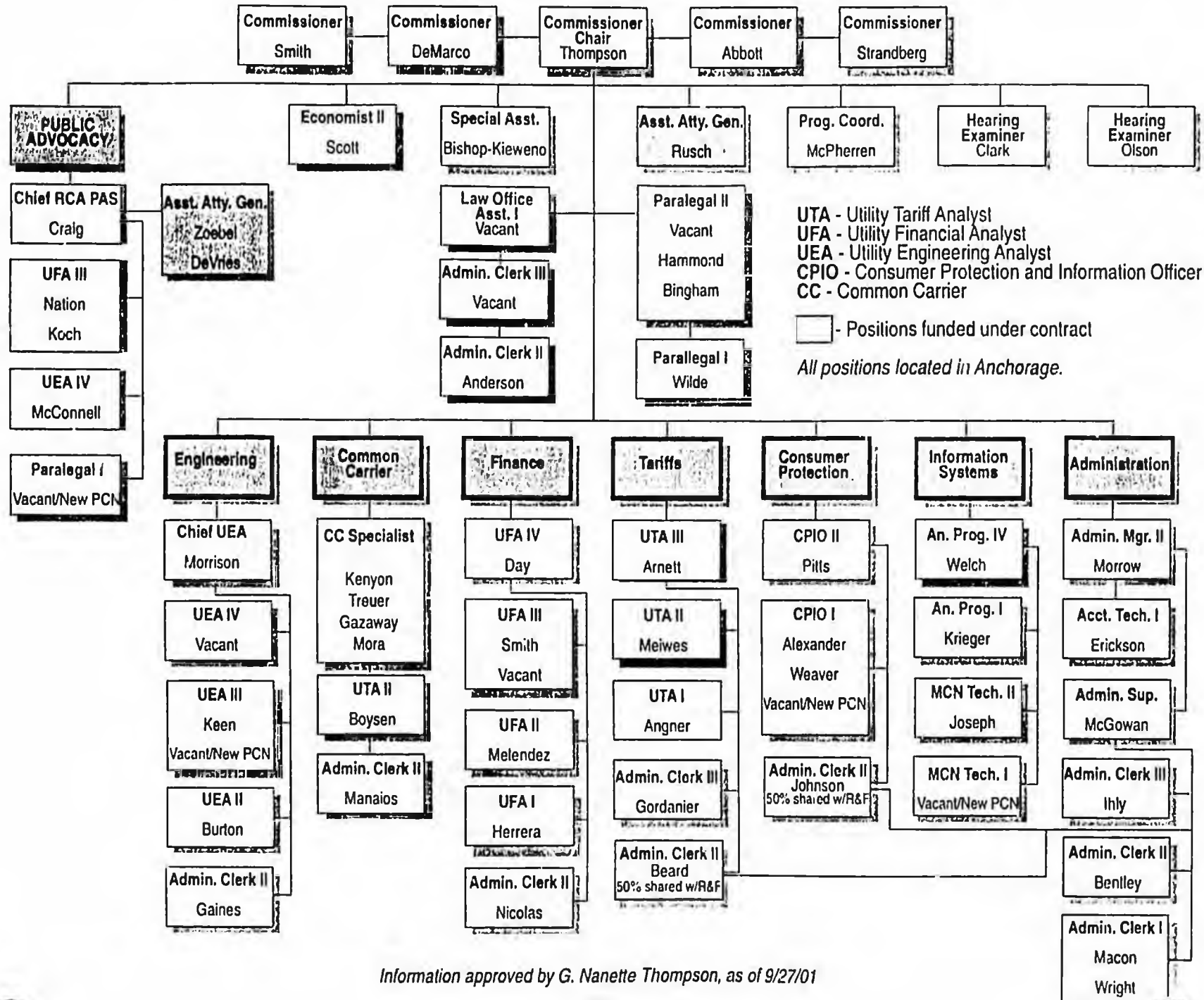
RCA roster (09/27/01)

Abbott, Will
Alexander, Tamara
Anderson, Denise
Angner, Matt
Arnett, Wendy
Beard, Brian
Bentley, Wanda
Bingham, Mary Margaret
Bishop-Kleweno, Dawn
Boysen, Robin
Burton, Jerry
Clark, Patricia
Craig, Lew
Day, Keith
DeMarco, Patricia
DeVries, Steve
Erickson, Dorna
Gaines, Lawrence
Gazaway, Richard
Gordanler, Joy
Hammond, Anita
Herrera, Darlene
Ihly, Charlene
Johnson, Merry
Joseph, Vince
Keen, James
Kenyon, Lori
Koch, Kate
Krieger, Christin
Macon, Leteasha
Manoia, Corazon
McConnell, Tim
McGowan, Joyce
McPherrin, Jeanne
Melwes, Jennifer
Melendez, Felix
Mora, Michael
Morrison, Paul
Morrow, Josie
Nation, Parker
Nicolas, Giggette
Olson, Paul
Pitts, Agnes
Rusch, Virginia
Scott, Antony
Smith, Bernie
Smith, Chris
Strandberg, Jim
Thompson, Nan
Treuer, Phil
Weaver, Rose
Welch, Bert
Wilde, Ann
Wright, Carolyn
Zobel, Ron

Commissioner
Consumer Protection & Information Officer I
Administrative Clerk II
Utility Tariff Analyst I
Utility Tariff Analyst III (Chief)
Administrative Clerk II
Administrative Clerk II
Paralegal II
Special Assistant
Utility Tariff Analyst II
Utility Engineer Analyst II
Hearing Examiner
Chief, Public Advocacy Section
Utility Financial Analyst IV (Chief)
Commissioner
Assistant Attorney General*
Accounting Technician I
Administrative Clerk II
Common Carrier Specialist
Administrative Clerk III
Paralegal II
Utility Financial Analyst I
Administrative Clerk III
Administrative Clerk II
Micro Computer Network Technician II
Utility Engineer Analyst III
Common Carrier Specialist
Utility Financial Analyst III
Analyst/Programmer I
Administrative Clerk I, Receptionist
Administrative Clerk II
Utility Engineer Analyst IV
Administrative Supervisor
Program Coordinator
Utility Tariff Analyst II
Utility Financial Analyst II
Common Carrier Specialist
Chief Engineer
Administrative Manager II
Utility Financial Analyst III
Administrative Clerk II
Hearing Examiner
Consumer Protection & Info. Officer (Chief)
Assistant Attorney General*
Economist II
Commissioner
Utility Financial Analyst III
Commissioner
Commissioner (Chair)
Common Carrier Specialist
Consumer Protection & Information Officer I
Analyst/Programmer IV
Paralegal I
Administrative Clerk I
Assistant Attorney General*

* Employee of the Department of Law contracted to the Commission

Organizational chart



Information approved by G. Nanette Thompson, as of 9/27/01

Staff responsibilities

The Commission staff is divided into seven major sections: administration, engineering, common carrier, consumer protection, finance, tariffs, and public advocacy. The RCA employs 61 people with an FY01 operating budget of \$5,359,600.

Administration

The Chair directs the administrative functions of the agency. She is responsible for fiscal and personnel administration, budget preparation, and records and document management. The Chair supervises staff and serves as a liaison between staff and Commissioners, and between the Commission and the legislature. She is aided by a special assistant, an administrative manager, documents processing and accounting personnel, and other clerical support staff. The Commission's data processing functions are included in the administrative section.

Engineering

This section is responsible for certification proceedings, investigations of utility and pipeline carrier procedures and practices affecting service quality. It also reviews legal descriptions for service areas, plans for plant expansion, plant-in-service schedules, and depreciation schedules. Engineering analyses and evaluations are presented to the Commission for adjudication.

Common Carrier

This section was established to develop, recommend and administer policies concerning rates, services, accounting and facilities of communications common carriers within Alaska involving the use of wire, cable, radio, and satellites.

Consumer Protection

This section investigates and resolves informal consumer complaints, and is responsible for public relations and responding to information requests.

Finance

This section examines, analyzes and evaluates financial statements submitted for rate cases. It audits financial records of utilities and pipeline carriers and examines historical operating year data and pro forma financial adjustments made by the utilities and pipeline carriers. Financial analyses are presented to the Commission at Tariff Action and adjudicatory meetings.

Tariffs

This section examines, analyzes and investigates tariff filings and presents recommendations to the Commission at biweekly tariff action meetings. Administrative functions include organizing tariff meetings as well as complying with all public notice requirements on tariff filings and maintaining current master tariffs for all utilities and pipeline carriers.

Public Advocacy

This section was established in 1999 by the Legislature to operate independently from the Commission and represent the public interest. The Commission assigns cases to the Public Advocacy Section when a public interest perspective would add to the full development of the record.

RCA FY01 overview

Since statehood in 1959, the Commission has worked with the hundreds of public utilities in Alaska with the same mission in mind:

- to ensure continued service,
- sound management, and
- fair rates for residents in all communities of the state.

In 1981, the agency's role was expanded to include oversight of pipeline carriers and pipelines when it merged with the Alaska Pipeline Commission. In 1999, the Legislature reorganized and renamed the agency the Regulatory Commission of Alaska.

Utility commissions were originally created to protect consumers, because most utility services are provided by monopolies. Today, Commissions are faced with the challenge of evaluating regulations and considering policy changes to encourage competition while protecting consumer interests. The Commission balances the need for utilities and pipeline carriers to show a profit for their investments and the public's right to receive quality service at a fair price. The Commission currently regulates the rates, services, practices, or facilities of 228 utilities and 19 pipeline carriers in Alaska.

The Commission achieves this balance by issuing certificates of public convenience and necessity to qualified service providers. This certificate is a license to operate and details how the utility or pipeline carrier must conduct business. The Commission also establishes rates, terms, and conditions of service while overseeing the practices, services, and facilities of regulated utilities and pipeline carriers.

The Commission has specific jurisdiction over the operation of electric utilities, natural gas utilities, refuse (garbage) collection, sewer (wastewater) treatment, steam heat producers, telephone companies (local and in-state services), water utilities as well as oil and gas pipeline carriers.

The Commission also computes the power costs and resultant state assistance amounts for customers of electric utilities participating in the Power Cost Equalization (PCE) program.

The Commission carries out its regulatory responsibilities through several means. It conducts audits, investigations, public meetings, Tariff Action meetings, formal proceedings, informal meetings and conferences, and resolves consumer complaints by telephone, mail, meeting, or order.

The Commission also functions as a quasi-judicial body when rendering decisions in formal proceedings and as a quasi-legislative body when establishing and enforcing its regulations. The statutes and regulations of the state govern the Commission's proceedings and determinations.

RCA FY01 overview (continued)

Funding

In 1992, following the mandate of the legislature, the Commission enacted regulations allowing it to recover its operating costs through an assessment on the revenues of the utilities and pipeline carriers it regulates. This Regulatory Cost Charge (RCC) shows up as a surcharge on the monthly billing statements to consumers and shippers.

The Legislature appropriated and the Governor approved a FY02 budget of \$5.87 million, funded entirely from the RCC. There are no unrestricted general funds in the FY01 appropriation.



Assistant Attorney General Steve DeVries; Utility Financial Analyst Kate Koch;
Assistant Attorney General Ron Zobel; Public Advocacy Section Chief
Lew Craig (seated); and Utility Engineer Analyst Tim McConnell

Operating budget FY01 (7/1/00 to 6/30/01)

	FY00	FY01	Percent change
Appropriations			
Personal services	\$3,287,000	\$3,422,400	
Travel	35,000	52,200	
Contractual	1,300,900	1,808,700	
Commodities	62,500	62,500	
Equipment	13,800	13,800	
Totals	\$4,699,200	\$5,359,600	12.0%

Expenditures			
Personal services	\$2,989,089	\$3,402,786	
Travel	56,692	72,359	
Contractual	1,145,843	1,583,573	
Commodities	77,919	48,615	
Equipment	19,689	10,589	
Relocation costs	0	140,249	
Totals	\$4,289,232	\$5,258,171	18.0%

Revenue receipts¹			
General Fund PR	\$4,289,232 ²	\$5,258,171 ²	
Total revenues	\$4,289,232³	\$5,258,171	18.0%

¹ The Commission received revenues under various provisions of its statutes including copying and postage charges (AS 42.05.201) and cost allocations in proceedings (AS 42.05.651/AS 42.06.610).

² FY00 and FY01 RCC User Fee revenues are recognized on the modified accrual method of accounting. Fourth quarter revenue is recognized as of June 30th, but collected in July.

³ FY00 revenues were restated to reflect the modified accrual method of accounting for RCA user fee receipts.

Regulation and economic development

The Regulatory Commission of Alaska supports economic development by providing reliable utility services at affordable rates. The Commission has three tools within its jurisdiction for economic development:

1. Certification Proceedings

The Commission issues Certificates of Public Convenience and Necessity to qualified applicants to provide utility or pipeline services. Review of applications assures that the operator has the financial, technical and management capability to meet present and future demand for services. Reliable and efficient utility and pipeline services increase the likelihood of development in an area.

2. Rate Regulation

The Commission regulates pipelines and utilities to assure reasonable and just rates to the consumer with fair rates of return to the utilities. The Commission has jurisdiction to consider and approve economic development incentive rates. The Commission also has jurisdiction over special contracts and promotions, which are reviewed for consistency with the public interest.

3. Comparative Information

The Consumer Protection and Information Section can provide information to consumers about comparative utility services and rates based on filed tariffs.

Encouraging rural economic development requires innovative solutions. One of the keys is the improvement of infrastructure to offer advanced telecommunications and energy services in rural areas. Better delivery systems mean a lower cost of power and phone service. Once these communities are linked to the "communications superhighway," there will be more local opportunities for economic interaction in the global marketplace.



Utility Tariff Analyst Jennifer Meiwes and Chief Utility Tariff Analyst Wendy Arnett (seated); Utility Tariff Analyst Matt Angner; Administrative Clerks Joy Gordanier and Brian Beard

Fiscal Year 2002 plan

Pipeline

The Commission will continue to resolve pending disputes over pipeline tariff rates. We are actively working on issues relating to the construction of a natural gas pipeline from the North Slope and the renewal of the Trans Alaska Pipeline System (TAPS) right-of-way.

Electricity

The Commission will continue to review and approve electric rates charged by regulated electric utilities statewide.

Refuse

The Commission will continue to monitor refuse service statewide and allow competition when it is in the public interest.

Natural Gas

The Commission will continue to review applications to expand the areas of the state where natural gas is available for heat.

Water and Sewer

The Commission will continue to coordinate with state and federal agencies to implement the standards of the federal Clean Water Act.

Telecommunications

The Commission will continue to fulfill the directives of the 1996 Telecommunications Act to allow competition to bring choices to telecommunications consumers. The Commission is also encouraging the improvement of the statewide network to allow the delivery of affordable high-speed data and voice services to all communities in Alaska.



Common Carrier Specialists Richard Gazaway, Lorraine Kenyon, Phil Treuer (seated), and Michael Mora

Public Advocacy Section

The Public Advocacy Section (PAS) was established by the Legislature in 1999 to operate independently from the Commission and represent the public interest. The Commission assigns cases to the section when a public interest perspective would clearly add to the full development of the record. As a party, the Public Advocacy Section investigates all relevant issues; as necessary, presents the results of its investigation to the Commission; and may submit stipulations of agreed upon issues for the Commission's approval.

For example, the PAS might participate in a case that directly involves a rate or condition of service that will apply to the public or a case that involves a substantial change in the market structure of an industry that is likely to affect the cost, availability or safety of a utility service. Also, the public interest could involve consumer interest in a case that is unlikely to be adequately represented by the existing parties. The PAS might also represent the public interest by providing the Commission with an objective third party perspective in proceedings that involve multiple utilities with differing interests.

The PAS investigation generally includes historical and subject area research of the utility proposal, onsite audits of the company's books, propounding discovery and answering discovery served by other parties on the PAS, filing written testimony and supporting it at hearing, and preparing cross examination for interrogation of utility witnesses at hearing. Additionally, the PAS may engage in extensive settlement conferences when appropriate. The PAS staff is the only RCA staff with the responsibility to participate as a party (when named by the Commission) and testify in proceedings before the Commission.

For FY01 the PAS consisted of two utility financial analysts, one utility engineering analyst (half year), one half time clerk, and the section chief. Legal support and representation was provided by two Assistant Attorneys General assigned to work 150% of their combined time on PAS matters (with 50% of their combined time devoted to Commission appeal work). The PAS also makes limited use of outside consultants.

Since its inception in 1999 through June 30, 2001, the PAS had been appointed to participate as a party in 71 dockets. Thirty-seven of those dockets have been closed or no longer require PAS involvement. The remaining thirty-four dockets are active in various stages of investigation by the PAS.

In FY01 the PAS participated in ten separate hearings before the Commission and testified regarding: Trans Alaska Pipeline oil transportation rates, Matanuska Telephone Association, Inc. local exchange telephone company rates, Golden Heart Utilities sewer and water rates, Matanuska Electric Association, Inc. electric rates and Alaska Communications Systems' expansion of local telephone service to residents of Port Graham. In total the PAS spent forty-six days at hearing. The PAS also attended numerous prehearing scheduling and discovery conferences before Commission hearing examiners.

The PAS was also a party to stipulations filed to resolve issues in seven dockets. The Commission approved settlements setting local exchange telephone rates and electric rates for subsidiaries of Alaska Power and Telephone; electric rates for Tanana Power; and electric rates for T-HREA. The Commission also approved a stipulation allowing residents of a Fairbanks subdivision to receive extended local exchange telephone service.

FY01 significant events

Telecommunications Service

Local Competition

On July 7, 2000, we approved the application of GCI Communication, Inc. to provide local service in Juneau, Fairbanks, and surrounding areas. As a result customers in those areas will benefit by having a competitive choice in local carrier. During the last fiscal year, we have also been involved in various court challenges seeking to overturn our orders opening up the Fairbanks and Juneau markets to local competition. While we presume outstanding court challenges will fail, if the incumbent carrier is successful in overturning key Commission decisions in this area, then local competition in rural Alaska markets could be delayed or halted. (U-00-02)

Telecommunications Relay Service

On September 15, 2000, we adopted revised regulation for the provision of Telecommunications Relay Service (TRS). TRS is a service, required by the Americans with Disabilities Act and state law, that provides service to deaf, hard-of-hearing, and speech impaired telephone customers that, to the extent possible, is functionally equivalent to that experienced by hearing users. TRS operates through use of operators (known as communications assistants or CAs) that relay or translate communications between (hearing) customers using traditional telephones and (deaf, hard-of-hearing, and speech-impaired) customers using keyboard devices (e.g., computers or TTYs). The new regulations permit the competitive selection of a TRS provider every five years. (R-97-08)

Universal Service—Public Interest Pay Telephones

On October 20, 2000, we adopted regulations that will provide public interest pay telephones. The regulations will ensure that there is at least one pay telephone in each community throughout the state. (R-97-03)

Access Charge Reform

On April 11, 2001, we issued a Notice of Inquiry (NOI) into further reform of the charges paid by long distance carriers to access local exchange carrier networks for origination and termination of in-state long distance calls. The NOI initiates the second phase of access reforms that began with the adoption of the federal Telecommunications Act of 1996. Phase 2 focuses on the growing disparity between state and interstate long distance rates caused by the differences between state and federal access charge rate design. (R-01-01)

Universal Service—Federal Compliance

During May 2001, the Federal Communications Commission issued several critical orders revising federal universal service funding policies affecting Alaskan carriers. We held a workshop and continue to develop options for preparing for the upcoming changes to federal policies. (CC Docket No. 96-45, R-00-01/U-01-90)

Universal Service—Lifeline

On May 11, 2001, we ruled that all of Alaska qualified for Enhanced Lifeline and Expanded Linkup services under the Federal Communications Commission's recent order providing additional funding to areas deemed Tribal Land. As a result of this order, virtually all low-income customers in Alaska that meet a means test and choose to participate receive local phone service at \$1.00 per month. Funding for these programs comes primarily from federal sources. (R-00-07)

1901 significant events (continued)

Slamming

Slamming refers to the unauthorized switching of a customer's long distance carrier. We addressed slamming by adopting regulations on how changes to a customer's preferred long distance or local exchange carrier may occur and penalties for noncompliance. Due to inconsistencies between state regulations and federal rules, we repealed state slamming regulations and enacted new state slamming regulations that adopted the federal slamming rules. We also assumed responsibility for resolving slamming allegations concerning local exchange and intrastate, interstate, and international long distance service. (R-00-06)

Electric Service

ML&P Applies to Serve Additional Military Base Customer

We opened this docket to consider the ML&P's application for authority to serve the State of Alaska, Department of Fish & Game Hatchery, a non-military customer located on Fort Richardson Military Reservation. After our initial order, ML&P petitioned for reconsideration. We permitted Chugach to respond to ML&P's petition for reconsideration. Later we invited others, including the Department of Defense and the Public Advocacy Section, to comment on the issues raised by the participants. The participants extensively briefed the issues of whether we have jurisdiction over utility service on the military bases, and what controls when a state regulatory scheme conflicts with federal laws requiring competitive bidding. We determined that we have jurisdiction over utility service on military bases and approved ML&P's application. (U-00-79)

**Goat Lake Hydro, Inc., Request to Implement
Rate Stabilization Accounting Methodology**

After hearing, we approved a stipulation between the Public Advocacy Section and certain regulated Alaska Power & Telephone Company (AP&T) electric and telephone subsidiaries, which determined permanent rates for substantially all of those subsidiaries. The AP&T subsidiaries provide service in various communities in Southeastern and Interior Alaska. As part of our approval of that stipulation, we approved a request by one of AP&T's subsidiaries, Goat Lake Hydro, Inc., (GLH) to implement a Rate Stabilization Accounting Methodology, by which GLH would continue to collect at current rates for its wholesale energy sales to its sister company, Alaska Power Company (APC) while temporarily deferring the difference between actual costs incurred and revenues collected as a regulatory asset. GLH's proposed methodology is designed to address inter-generational inequities, which can occur when large, long-lived capital investment additions are made. Under the methodology requested by GLH, continued application of the levelized rate will, under an assumption of increased load growth, result in increases in the deferred asset over a period of time, with eventual amortization of the deferred balance occurring approximately half-way through the thirty-year expected lives of the hydro-electric projects. The wholesale rates are forecast to decline slightly thereafter. (U-99-02/U-99-116/U-99-125/U-93-81/U-00-34/U-00-96)

**Chugach Electric Association, Inc.
Proposed Economic Viability Tariff**

We approved an Economic Viability Tariff proposed by Chugach Electric Association, Inc. (Chugach) along with a special contract between Chugach and Alaska Seafood International, LLC, (ASI). Together the tariff and special contract allow ASI to receive discounted service, offset by the estimated economic benefit received by Chugach as a result of successful ASI

FY01 significant events (continued)

operations during the life of the contract. The Economic Viability tariff will allow Chugach to offer discounted service to businesses considering operations in Anchorage that will provide commensurate economic benefits to Chugach's cooperative membership. (TA215-8)

We also conditionally approved an extension of the special contract between Chugach and the City of Seward for discounted wholesale service through January 31, 2006, in order to facilitate long-term planning for Chugach and Seward. (TA219-8)

Natural Gas Service

Commission Grants Alaska Intrastate Gas Company Time Extension To Initiate Service

On December 31, 1998, we approved with conditions the application for a certificate of public convenience and necessity made by Alaska Intrastate Gas Company (AIGC) to provide natural gas public utility service to the 17 communities of Angoon, Cordova, Craig, Haines, Juneau, Kake, Ketchikan, Klawock, Klukwan, Kodiak, Metlakatla, Petersburg, Sitka, Skagway, Valdez, Wrangell, and Yakutat. At that time, we gave AIGC until July 1, 2001, to file proof of its financial fitness and to commence service to the Phase I communities of Juneau, Ketchikan, and Sitka. On June 29, 2001, we granted AIGC's request and extended to July 1, 2002, AIGC's deadline to file proof of its financial fitness and permanent financing for its proposed operations. We also granted AIGC a two-year extension to July 1, 2003 in which to notify us that service is initiated. (U-97-46)

Refuse Service

Investigation to Consolidate Refuse Certificates

We opened a docket of investigation to examine whether all refuse utilities owned by Waste Management of Alaska, Inc., a wholly-owned subsidiary of Waste Management, Inc., (UWA/WMI) should be consolidated under a single certificate and tariff. UWA/WMI subsequently filed and we approved an application to consolidate and merge its certificated refuse public utility operations in Alaska under a single certificate. We also approved the application to change its name to Waste Management of Alaska Inc., d/b/a Anchorage Refuse, Andersen Services, Arrow Refuse, Peninsula Sanitation, Star Sanitation Service, Tongass Sanitation, Wasilla Refuse and Williwaw Services (WMA). We continue to investigate whether WMA's rates are just and reasonable. (U-00-30)

Sewer and Water Service

Commission Grants Exemption to a Homeowners Association Which Owns a Water and Sewer Utility Located within the Service Area of a Certificated Utility

On July 17, 2000, Birch Knoll, LLC (BK), filed a petition requesting exemption from regulation under AS 42.05.711(d). In its petition, BK asserted that its proposed water and sewer systems are being constructed to serve only the BK Project, which consists of 46 duplex buildings (92 units total) in South Anchorage. The BK Homeowners Association will own, operate, and maintain the BK systems. BK further noted that its systems would not be a stand-alone system but connected to Anchorage Water and Wastewater Utility's (AWWU) systems. On May 2, 2001, we granted BK's request based upon the following conditions:

TYOI significant events (continued)

- Customers must be members of an association, meeting the requirements of AS 34.08 (Uniform Common Interest Ownership Act).
- Customers must be provided significant protection by virtue of their right to control management and operation of utility services through Association membership.
- Ownership of the property, which qualifies an individual for customer/member status, must be sufficiently dispersed so that no single entity or affiliated entities control more than 20 percent of the Association after two years of initiating service.
- The utility system must be connected to a certificated public utility, but must not: (a) use a pressure-reducing valve to connect to the supplying main; (b) provide additional treatment to the water supply before distribution; or (c) sub-meter the water or require payment as a separate line-item on a bill.
- The system of pipes and appurtenances must meet the engineering guidelines of the certificated water or wastewater provider utility.
- The system of pipes and appurtenances must be within the service area of the certificated water or wastewater provider utility.
- The exemption will be revoked if the customers/members of the homeowner's association vote to terminate the exemption by the process established in AS 42.05.712.

We found these conditions are comparable to the Environmental Protection Agency's rules governing which Public Water Systems are required to conduct testing in compliance with the Safe Drinking Water Act (SDWA). The Alaska Department of Environmental Conservation does not require water and wastewater utilities, which meet these conditions, to perform routine testing. (U-00-111)

Pipelines

Trans Alaska Pipeline System (TAPS)

We proceeded with our investigation of the justness and reasonableness of the TAPS Carriers' 1997, 1998, 1999, and 2000 transportation rates. Our predecessor agency, the Alaska Public Utilities Commission (APUC), began that investigation in 1997 after Tesoro Alaska Company filed a rate protest. We consolidated our investigation of TAPS dismantling, removal, and restoration issues, also begun by the APUC, with the TAPS rate issues.

We held a five-week hearing in the consolidated TAPS proceeding in spring 2001. At the hearing Tesoro, Williams Alaska Petroleum, Inc., and our Public Advocacy Section contended that TAPS rates were too high. The TAPS Carriers and the State of Alaska defended the rates. We expect to issue a decision in fall 2001. (P-97-04/P-97-07)

We approved the combining of two separate TAPS interests held by Phillips Petroleum Company (Phillips). Phillips had held a small share of TAPS since TAPS was built. In 2000, Phillips acquired Atlantic Richfield Company's substantial share of TAPS. Those two shares are now one. (P-00-21)

We denied, without prejudice to refile, the transfer of a small portion of British Petroleum's (BP) share of TAPS to Phillips Petroleum Company. Phillips sought that share in order to better align its TAPS interests with its North Slope production. To approve a transfer we must find that the transfer is in the best interest of the public. There was not enough evidence in the record to make a public interest finding. Phillips and BP have reapplied and we expect to act on their proposed transfer in fall 2001. (P-00-20/P-01-08)

2001 significant events (continued)

North Slope Pipelines

We granted a certificate of public convenience and necessity for construction and operation of the Milne Point Products Pipeline. That pipeline transports natural gas liquids from the terminus of the Oliktok Pipeline to the Milne Point field. The natural gas liquids originate in the Prudhoe Bay Central Gas Facility and are initially transported through the Oliktok Pipeline. The natural gas liquids are used to boost oil production in the Milne Point field. (P-01-04)

Our investigations into the initial transportation rates of the oil and gas pipelines serving the Northstar oil field and the oil pipeline serving the Alpine oil field continued. (P-98-07/P-00-19/P-00-15)

Cook Inlet Pipelines

For the first time, we appointed a settlement judge to conduct formal settlement proceedings in a pipeline case. The State of Alaska had filed a complaint against Cook Inlet Pipe Line Company claiming that the rate charged for transportation on the Cook Inlet Pipeline was too high. The parties reached a settlement of the rate issues as a result of our formal settlement proceedings. We expect to rule on that settlement in Fall 2001. (P-92-05/P-95-04)



Administrative Clerk Giggette Nicolas; Chief Utility Financial Analyst Kelth Day; Utility Financial Analyst Darlene Herrera (seated); and Utility Financial Analysts Chris Smith and Felix Melendez



Economist Antony Scott

**fully regulated utilities
financial data (in dollars)**

Net plant	1997	1998**	1999	2000
Cable Television***	Not reported	\$6,751,000	\$6,232,000	\$6,574,000
Electric	\$1,242,009,668	1,233,579,201	1,307,506,511	1,306,878,407
Gas	175,911,880	179,757,326	180,458,522	186,650,434
Refuse	5,917,998	6,638,960	5,998,254	3,072,122
Steam Heat	Not reported	Not reported	1,776,628	7,991,033
Telephone*	567,861,977	417,024,290	660,653,316	642,361,941
Wastewater	71,855,340	97,823,582	103,568,947	84,272,842
Water	105,282,243	153,698,530	162,073,055	125,579,941
Total net plant	\$2,168,839,106	\$2,095,272,889	\$2,428,267,233	\$2,363,380,720
Gross revenue				
Cable Television***	Not reported	\$5,372,000	\$5,811,000	\$6,189,000
Electric	\$494,552,901	504,513,606	513,714,260	504,496,599
Gas	103,593,238	100,865,752	110,451,278	99,580,257
Refuse	27,406,533	26,633,726	20,292,002	19,112,436
Steam Heat	Not reported	Not reported	1,414,788	1,540,413
Telephone*	364,155,676	235,846,988	142,796,701	353,117,173
Wastewater	23,261,062	31,473,874	32,343,760	32,518,942
Water	28,065,048	35,647,884	35,503,989	36,029,727
Total gross revenue	\$1,041,034,458	\$940,353,830	\$862,327,778	\$1,052,584,547
Net income				
Cable Television***	Not reported	\$784,000	\$972,000	\$981,000
Electric	\$34,172,311	41,455,886	42,773,482	36,416,764
Gas	15,225,745	15,710,652	18,010,521	8,789,246
Refuse	342,787	2,817,821	3,885,765	2,632,125
Steam Heat	Not reported	Not reported	(2,796,173)	(1,492,060)
Telephone*	39,852,785	24,105,402	12,090,083	23,863,094
Wastewater	3,312,073	4,067,810	5,016,028	4,988,554
Water	3,770,571	6,224,657	208,994	6,811,516
Total net income	\$96,676,272	\$95,166,228	\$80,160,700	\$82,990,239
Customers				
Cable Television***	Not reported	9,420	7,822	8,130
Electric	214,522	218,621	225,821	223,425
Gas	94,000	98,220	99,285	103,728
Refuse	49,904	52,116	50,359	51,160
Steam Heat	Not reported	Not reported	124	135
Telephone*	140,293	222,221	118,660	592,815
Wastewater	48,782	57,364	62,949	59,219
Water	49,584	58,212	60,586	60,292
Total customers	597,085	716,174	625,606	1,098,904

* 1998 amounts include Local Exchange Carriers only. Excludes wholesale customers of intrastate interexchange carriers in order to prevent double-counting and telephone utilities that filed information with the Commission as confidential.


** 1998 totals incorrectly reported in 1999 annual report.

*** Cable television utilities are not regulated by the Regulatory Commission of Alaska as to rates and services with the exception of GCI Cable/Juneau, Inc., which is rate regulated for basic tier channels.

Oil pipeline carrier financial data

Carrier property	1997	1998	1999	2000
Gross	\$10,870,626,467	11,143,942,613	11,167,509,117	11,422,190,371
Net	\$4,520,270,591	4,409,150,310	4,202,504,850	4,169,113,782
Revenue				
Gross	\$1,476,996,502	1,395,820,949	1,440,629,200	1,307,978,918
Net	\$347,415,918	274,463,173	504,581,438	306,261,965
Throughput (barrels)	638,076,891	686,390,088	668,104,686	642,774,155
Gross revenue (per barrel)	\$2.31	2.03	2.16	2.03
Net revenue (per barrel)	\$0.54	0.40	0.76	0.48

Figure 1
Total revenue per barrel of oil



Consumer protection

Utility customers with complaints have the right to seek relief from the Regulatory Commission of Alaska.

While the Commission urges the public to attempt to resolve problems directly with their utility first, customers who cannot resolve the matter may file an informal complaint with the Consumer Protection staff of the RCA either by letter, e-mail, phone or in person.

RCA staff will then contact the utility to determine its position. Staff will review the complaint, the utility's tariff, Commission orders and applicable statutes and regulations to determine the validity of the complaint. Thereafter, an appropriate course of action will be established. Staff can, for example, require the utility or pipeline carrier to conform to the standards spelled out in the applicable tariff. If the consumer is not satisfied with staff's decision, a formal complaint may be filed directly with the Commission through the appeal process.

Investigating and resolving complaints has become a vital element in the Commission's public protection role. Following are some examples of complaints handled by the staff in FY01.

Water

On September 26, 2000, an Anchorage developer wrote a letter of complaint to the RCA regarding a local water utility's refusal to install water meters. The developer requested that the utility install one meter on each building within a development of duplex style condominiums. The developer had reviewed the utility's tariff and determined that it allowed the utility to install water meters on two or three dwelling units, upon request. According to the developer, the utility initially agreed to install one meter on each duplex but later stated an objection and rescinded its agreement. The utility did not dispute that the tariff allowed it to install meters on two or three dwelling units, however, it was the utility's position that the tariff rule was not intended for condominium developments. It was also the utility's position that it would be more costly for the utility and the condominium association, and it would not provide any benefit to the condominium owners who shared one meter. The utility insisted that it would only install a master meter on the building.

Staff reviewed the utility's tariff rule and determined that it did not make a distinction between duplexes and duplex style condominiums. However, Staff knew that when more than one tariff rate or rule could be applied, the rule that was most advantageous to the customer must be used. Additionally, the rules allow the utility to, at any time going forward, request RCA approval to revise any rate or rule. Staff did not agree with the consumer's reasoning, however, Staff was obligated to interpret the rule as it was written. Staff rendered its decision on October 20, 2000, which favored the customer's position. However, the utility maintained its position and would not install the meters the developer requested. The developer filed a formal complaint on November 22, 2000 and on December 14, 2000, the utility agreed to install a meter on each duplex. The complaint was withdrawn.

Electric

On November 3, 2000, a Fort Yukon customer filed a billing complaint against the local electric utility. The customer complained that she had requested service be transferred from one location to another, however she was billed for overlapping service at both locations. When she questioned the billing invoice with the utility, it refused to explain the billing period, how the bill was calculated, and it did not issue a credit. Furthermore, the utility told the

Consumer protection (continued)

customer to post a deposit. In addition to the billing issue, the customer did not understand why a deposit was being requested when she was already a customer. The customer thought that the utility had retaliated by requiring a deposit, because she had complained about the bill.

Staff contacted the utility to request billing history for both locations, including the dates of connection and disconnection, the dates the meters were read, and the tariff rule that governed deposits. The utility gave Staff billing information, including the meter readings, and payment information on the two accounts. The information the utility provided revealed that the utility had under-billed one account for eight days of service and over-billed the second account for eight days of service. Since the daily usage at both locations varied slightly, but to the customer's benefit, Staff determined that no adjustments were needed. Staff determined that the utility could legally require a deposit for newly established accounts. The utility did not pursue the deposit issue because the landlord posted the deposit for service at the new location. The customer's complaint was resolved to the customer's satisfaction and the file was closed on February 1, 2001.

During Staff's review of the customer's billing and deposit complaint, Staff discovered that the utility's billing format was confusing and that it did not comply with the electric regulations. Staff recommended specific changes that were necessary to bring the billing format into compliance with the regulations. These changes would reduce billing format complaints, eliminate customer confusion, and ultimately save time dealing with those issues both for the utility and Commission Staff. Staff recommended that the utility make the changes within 90 days and Staff agreed to review a draft of the billing format with the recommended changes. On April 25, 2001, Staff reviewed the utility's first draft of changes. The utility submitted its final revision on June 14, 2001.

Telephone

On April 30, 2001, the Consumer Protection Section received a verbal complaint from a Fairbanks customer who was disabled and on "Lifeline", a Universal Service program that provides discounted local telephone service for disabled and low-income consumers. The customer complained that she received a bill from the local telephone utility for service in 1997. She denied that she owed the debt because she had never resided at the location listed on the bill. However, she acknowledged that she had once been assigned the telephone number listed on the bill and she recognized some of the toll calls on the bills.

The telephone utility insisted that she used service at the billing address and threatened to disconnect her local telephone service if she did not pay the old debt of \$335.82.

After investigating the complaint Staff determined that the customer had never resided at the location and the service had not been provided by the local telephone utility. The old debt had been transferred to the current utility from the city owned utility as the result of a sale of the utility. Staff determined that the customer made the calls but the Universal Service rules did not allow disconnection of Lifeline service for non-payment of a debt that was incurred before the customer enrolled in the Lifeline program.

Eventually, the utility acknowledged that it had referenced the wrong billing address, which may have created customer confusion. It agreed that it would not disconnect service based on the old debt because of the Universal Service Rules. Instead, it would pursue collection through a collection agency. The utility also acknowledged that it could only disconnect the customer's current service, after adequate notification, if the account became delinquent. The matter was resolved to the customer's satisfaction and the file closed on May 31, 2001.

Informal complaints

Utility customers and pipeline sh'ppers with complaints about the way they are being treated have the right to seek relief fr m the Commission. If the Commission determines the complaint results from a violation of a tariff, then it can force the utility or pipeline carrier to conform to the mirimum standards spelled out in the tariff.

Investigating and resolving complaints has become a vital element in the Commission's public protection role. In FY01, the Commission received 682 new complaints and resolved 670 cases, both old and new.

Figure 2
Informal complaints by category

	FY98	FY99	FY00	FY01
Billing practices	300	309	240	239
Rates and charges	53	11	7	46
Quality of service	263	246	254	292
Service availability and line extensions	90	227	89	105
Totals	706	793	590	682
FY percent change	+23%	+13%	-26%	+16%

As Figure 3 on the following page demonstrates, electric and telephone utilities continue to generate the majority of informal complaints received by the Commission. This is generally to be expected, because these utilities account for the greatest number of customers, the largest plant investment and the most frequent regulatory activities.

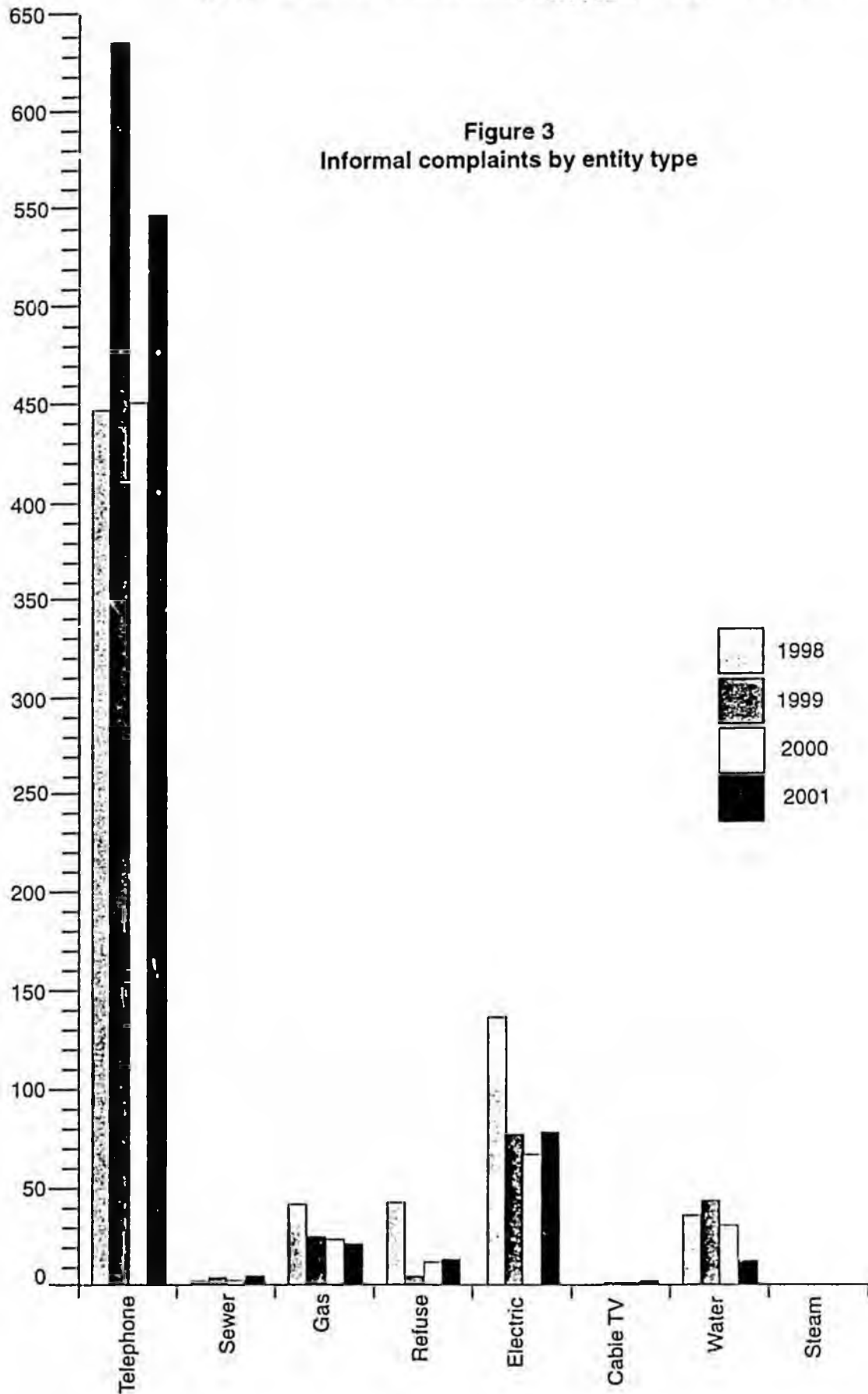
During FY01, the Consumer Protection Section processed 548 telephone complaints. Of these 265 concerned quality of service, 167 concerned billing practices, 90 concerned service availability and line extensions, and 26 concerned rates and charges.



Consumer Protection and Information Officer Rose Weaver; Administrative Clerk Merry Johnson; Consumer Protection and Information Officer Tammy Alexander (seated); and Chief Consumer Protection and Information Officer Agnes Pitts

Informal complaints (continued)

Figure 3
Informal complaints by entity type



Informal complaints (continued)

The number of telephone contacts and personal conferences handled by the Commission's Consumer Protection and Public Information Section over the past four years is shown in Figure 4.

Figure 4
Consumer protection/public information contact summary

Category	FY98	FY99	FY00	FY01
Telephone contact (includes incoming & outgoing calls)	9,908	11,198	9,400	10,366
Conferences	397	298	383	340

Informal complaint activity by the Consumer Protection and Public Information Section over the past four years is summarized in Figure 5.

Figure 5
Informal complaint activity

File activity	FY98	FY99	FY00	FY01
Pending complaints (beginning of year)	5	47	22	7
New complaints received	706	793	590	682
Complaints resolved	664	818	605	670
Pending complaints (end of year)	47	22	7	19

The vast majority of complaints are resolved informally. However, there are procedures for instituting a formal complaint if an informal complaint can not be resolved. If a formal complaint is accepted by the Commission for adjudication, it is assigned a docket number and an investigation is instituted into the issues raised in the complaint. In FY01, three informal complaints appealed staff's decision and were docketed for adjudication.

Certification proceedings


A Certificate of Public Convenience and Necessity must be obtained by every utility (with limited exceptions) and pipeline carrier proposing to provide service to the public for compensation. Additionally, the Commission must approve all amendments to, or transfers of, certificates, as well as acquisitions of controlling interest in certificate holders.

The criteria for issuing certificates are prescribed by law. The service must be required for the public convenience and necessity, and the applicant must be fit, willing and able to provide the service. During FY01 the Commission processed 73 applications for certificates, depicted by entity and category in Figures 6 and 7.

Figure 6
FY01 Certification dockets by entity type



Figure 7
FY01 Certification dockets by category



**Certification proceedings
(continued)**

Most small electric utilities identified through the Power Cost Equalization program (PCE) applied for certificates prior to FY89. Several of these applications are still pending approval because of incomplete financial information or system safety considerations.

**Figure 8
FY 98-01 Certification proceedings**

ENTITY TYPE	FY98	FY99	FY00	FY01
Cable TV	0	0	2	3
Electric	4	3	4	7
Refuse (garbage)	11	9	6	3
Gas	0	2	2	1
Pipeline	3	6	11	7
Sewer (wastewater)	3	1	2	4
Telecommunications	66	61	55	42
Water	11	5	2	6
Steam	1	0	0	0
Totals	99	87	84	73

CATEGORY	FY98	FY99	FY00	FY01
Temporary operating authority	0	3	1	0
New certificates	63	50	39	33
Amendments	13	9	13	12
Certificate transfers	9	9	23	13
Acquisitions	10	7	3	2
Exemption from certification	1	0	0	2
Discontinuation of service	1	1	0	7
Other	2	8	5	4
Totals	99	87	84	73


Orders

The Commission issued 774 decisions or orders during the last fiscal year. They are categorized into two groups; substantive and procedural. Substantive orders reflect findings and conclusions based on evidence included in the formal record of the Commission. Procedural orders relate to the process and schedule used to handle a case. Figure 9 shows the orders issued by category for the last four years. Figure 10 shows the substantive and procedural orders issued by utility type during FY01.

Figure 9
Orders issued
FY98 - FY01

	FY98	FY99	FY00	FY01
Substantive	412	509	566	741
Procedural	27	144	34	33
Totals	462	653	600	774

Figure 10
Total orders by entity type, substantive and procedural
FY01

Total number of orders issued = 774

Utility Type	Substantive	Procedural
Telephone	368	7
Gas	23	0
Electric	139	16
Refuse (garbage)	35	1
Sewer (wastewater)	3	1
Water	11	0
Pipeline	99	6
Cable Television	6	0
Cellular	0	0
Generic ¹	57	2
Totals	741	33

¹ Generic count consists of Regulatory Dockets and Dockets which involved more than one type of entity.

Tariff Revisions

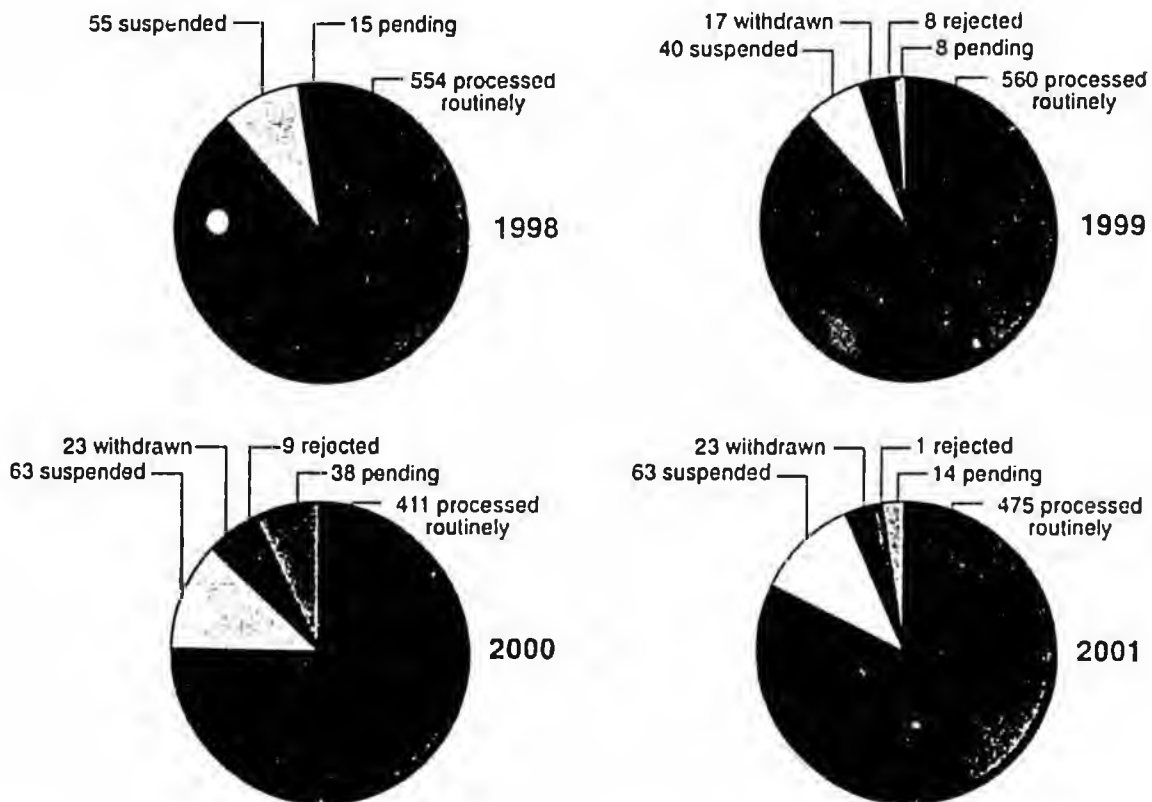
Tariffs are the written terms, conditions, rules and rates governing a utility's conduct in providing public service. They are similar to the bylaws of a corporation. In approving a Certificate of Public Convenience and Necessity, the Commission also reviews the tariff of the applicant. All regulated utilities and pipeline carriers are required to maintain a tariff and to operate under the terms of the tariff.

Regulated utilities and pipeline carriers must notify the Commission of any proposed changes to their tariffs. In most cases, the Commission must approve the tariff revisions before the revisions can take effect. For certain kinds of utilities, however, the Commission allows proposed tariff revisions to take effect automatically at the end of a 30-day period. The most common occurrence of tariff revisions taking effect automatically is with respect to interexchange telecommunications utilities. The Commission considers most tariff filings at "tariff action meetings" which are held in public twice monthly, generally on the first and third Thursday of each month.

Review, analysis and disposition of tariff filings are substantial elements of the Commission's workload. During FY01 there were 576 tariff filings submitted to the Commission. Of these, 475 were processed routinely (generally within 45 days of receipt). Of the remaining filings, 63 were suspended for further investigation, 1 was rejected, 23 were withdrawn, and 14 were pending.

A graphic indicator of the disposition of tariff revisions filed in fiscal year 2001 is shown in Figure 11.

**Figure 11
Tariffs filed — Tariffs suspended**



Tariff revisions (continued)

In FY01 there were 30 proposed general rate changes, 5 general rate restructurings and 6 simplified rate filings. Seventeen of the general rate changes were from pipeline carriers and 13 were from utilities. Of the 30 general rate changes, 17 were suspended, 12 were approved or went into effect automatically, and 1 was pending.

Figure 12 presents a statistical breakdown of requests for utility and pipeline carrier tariff changes by category. Each request is counted only once regardless of the number of proposed tariff changes it includes.

Figure 12
Utility and pipeline tariff revisions

CATEGORY	FY98	FY99	FY00	FY01
General rate changes ¹	19	47	49	30
General rate restructurings	2	0	2	5
Simplified rate filings	3	2	0	6
New service/equipment offerings	183	168	143	100
Nonrecurring rates	20	8	5	7
Universal access surcharge	0	30	4	1
Regulatory cost charge	101	75	107	110
Contracts	12	46	16	24
Fuel, gas, and purchased power surcharges; power cost equalization filings; nonfirm power purchase rates	112	133	85 ²	124 ³
Rule changes	40	76	55	59
Miscellaneous	132	48	78	110
Totals	624	633	544	576
FY percent change	+30%	+1.44%	-14%	+5.9%

¹In previous annual reports, some filings now shown in this category were classified as "miscellaneous". The "General Rate Changes" category does not include simplified rate filings.

²No PCE base rate changes.

³One PCE funding level change.

Tariff Revisions (continued)

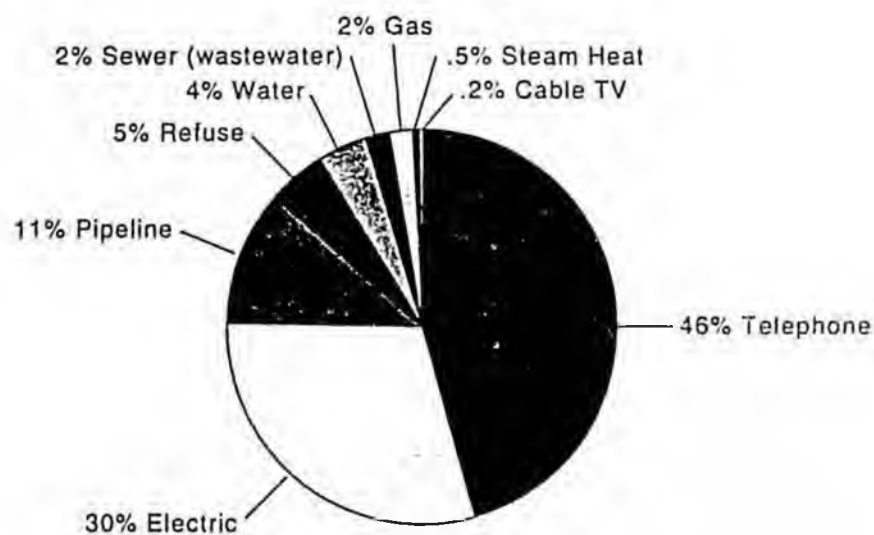
Figure 13 shows a summary of tariff filings used to generate the chart in Figure 14.

Figure 13
FY01 — Tariff filings

Type	Number of filings
Cable Television	1
Electric	172
Gas	11
Pipeline	62
Refuse	30
Steam	3
Sewer (wastewater)	11
Telephone ¹	265
Water	21
Total	576

Figure 14 is a summary of the tariff filings received in FY01 classified according to utility type and pipeline carrier.

Figure 14
FY01 — Tariff filings by type



¹ This number represents 133 filings made by Local Exchange Carriers and 132 filings made by Interexchange Telecommunications Carriers

Formal proceedings (excluding certification)

In addition to the certification and tariff filings, the Commission institutes formal proceedings to consider a number of matters including

- rate changes,
- rule changes,
- special contracts,
- complaints against utilities and pipeline carriers,
- investigations of service quality or management practices,
- and regulations.

Frequently, requests for general rate changes also include or necessitate a restructuring of rates.


Rate-related filings continue to be the dominant component of the Commission's formal proceedings, excluding certifications, as shown in Figures 15 and 16. This statistic is significant because these proceedings tend to have a long-term impact on the Commission's workload. Considerable time and resources are required for audit, investigation, prefiled testimony preparation, public hearings, determination and issuance of a decision, and processing any requests for reconsideration.

Figure 15
Formal proceedings
(excluding certification)
FY98 - FY01

CATEGORY	FY98	FY99	FY00	FY01
Access charge filings	22	21	21	19
Contracts	6	2	1	6
Generic and regulation proceedings	12	5	10	5
Investigations:				
Complaints	12	0	7	12
Management practices	3	0	0	3
Interconnection	5	2	1	4
Eligible carrier designation	32	0	0	1
Other	5	3	7	2
Rate changes:				
General rate changes	4	6	18	1
Rate restructurings	3	0	5	9
Service/equipment offerings	36	12	13	18
Rates - other	6	6	1	2
Rules changes	2	1	0	7
Miscellaneous				
Equal access ballots	0	5	3	0
Protected status/confidential status	0	8	16	3
Other	19	0	18	7
Totals	167	71	121	99

Formal Proceedings (excluding certification, continued)

Figur. 16
Composition of FY01 formal proceedings
(excluding certification proceedings)



Total formal proceedings (excluding certification proceedings): 99



Network Technician Vince Joseph



Analyst Programmer Christin Krieger

Open dockets

All formal proceedings before the Commission are identified as "dockets". Dockets are numbered functionally to denote the type of proceeding, the year of its initiation and its numerical sequence in that year. "R" designates a regulatory docket, "P" a pipeline case, and "U" a utility proceeding. For example, P-94-3 is the third pipeline docket opened by the Commission in fiscal year 1994. The materials, legal pleadings and decisions relevant to each case are identified by this number and filed in the docket. After a case is decided and any necessary costs are allocated, the docket is closed.

Figure 17 shows the change in the number of cases pending at the end of FY01. The Commission opened 172 new dockets in FY01, a 16% increase from FY00. This led to a 21.28% decrease in dockets pending at the end of FY01.

Figure 17
Change in caseload FY98-FY01

	FY98	FY99	FY00	FY01
Pending cases beginning of year	375	559	532	531
New dockets opened	266	171	205	172
Dockets closed	82	198	206	285
Pending cases end of year	559	532	531	418
Percent change in pending caseload at end of FY	+49.1%	-0.05% ¹	-0.01%	-21.28%



Administrative Clerks Carolyn Wright and Merry Johnson; Administrative Supervisor Joyce McGowan (all seated); Administrative Clerks Charlene Ihly, Brian Beard and Wanda Bentley

¹FY99 Percent change in pending caseload at the end of FY should have been listed as -0.05%.

Summary of filings

A substantial part of the mission of the RCA is to handle and process filings and complaints. Figure 18 summarizes the filings handled by the RCA by type of utility over the past year and illustrates the distribution of the Commission's workload.

The table does not include Commission obligations arising from government actions or from initiatives taken by the Commission. These activities are equally important to fulfill the RCA's regulatory responsibilities.

Figure 18
Summary of filings by type of entity

	Tariff filings	Formal proceedings	Informal complaints	Applications
Generic ¹	0	3	0	0
Steam Heat	3	0	0	0
Water	21	6	13	6
Pipeline	62	6	0	7
Cable Television	1	0	3	3
Electric	172	13	78	7
Refuse (garbage)	30	1	14	3
Gas	11	2	22	1
Sewer (wastewater)	11	2	4	4
Telecommunications ²	265	66	548	42
Cellular	0	0	0	0
Total	576	99	682	73

¹ This act involved more than one type of utility.

² This number represents 133 filings made by Local Exchange Carriers and 132 filings made by Interexchange Telecommunications Carriers.

Appeals and other court proceedings pending during FY01

This report includes administrative appeals and other court proceedings during FY2001. Some of the appeals are from orders of the Alaska Public Utilities Commission (APUC). The legislature provided in Section 29, Chapter 25, 1999 SLA that litigation and other proceedings in connection with functions transferred to the Regulatory Commission of Alaska from the former APUC "may be completed notwithstanding a transfer or repeal" provided in the Act establishing the RCA.

Pipelines

Tesoro Alaska Company v. APUC Superior Court No. 3AN-00-3699 CI.

Dismissed in Alaska Superior Court — Tesoro appealed an order of the APUC that held certain pipeline filings confidential under AS 42.06.445(c). The appeal was dismissed on September 5, 2000.

Telecommunications

ACS of Fairbanks, Inc. et al. v. GCI Communication Corp. & RCA. Case No. 01-35344 and Case No. 01-35375.

Pending in the 9th Circuit Court of Appeals — These consolidated appeals arose from ACS' original action in federal court seeking injunctive and declaratory relief from the RCA decisions approving the results of arbitration in GCI's request for interconnection under the Telecom Act of 1996. The issue in Case No. 01-35344 is whether, by conducting interconnection proceedings under the Telecom Act, the RCA has waived the state's 11th amendment immunity from suit in federal court. In the cross-appeal, Case No. 01-35375, ACS appealed the District court's grant of a stay of the entire action pending the 9th Circuit's decision on the 11th amendment issue.

ACS also filed for the same injunctive and declarative relief in the Alaska Superior Court.

ACS Long Distance, Inc. v. RCA. Superior Court No. 3AN-00-3757 CI and 3AN-00-3758 CI.

Dismissed in the Alaska Superior Court — ACS appealed to the superior court from the RCA's order imposing conditions on the infinite minutes service proposed by ACS, but later stipulated to dismiss the appeal.

Telephone Utilities of Alaska, Inc. et al. v. RCA. Superior Court No. 3AN-99-3494 CI and 3AN-99-3499 CI.

Pending in Alaska Superior Court — The local exchange companies now known as the ACS companies appealed from the RCA order terminating the rural exemption under the Telecom Act of 1996. After the Eighth Circuit Court of Appeals issued its *Iowa Utilities Board II* decision, the ACS companies moved for a stay of the RCA order. The superior court denied the motion for a stay, and the Alaska Supreme Court rejected a petition for review. The superior court also denied ACS' motion to vacate the RCA decision. Briefing is complete and the case is waiting for the court's decision on the main issue.

**Appeals and other court proceedings
pending during FY01 (continued)**

**GTE Communications Corporation v. RCA.
Superior Court No. 3AN-00-3733 CI.**

Pending in Alaska Superior Court — GTE appealed from the RCA's order denying GTE's petitions to grant confidential status to its financial statements filed in compliance with AS 42.05.451(b). Briefing was underway at the end of FY 2001.

**Alaska Exchange Carriers Association v. RCA.
Superior Court No. 3AN-00-3714 CI.**

Pending in Alaska Superior Court — AECA filed a proposed tariff revision that would change the procedure for modifying the first point of switching. After written comments from parties supporting or opposing the proposed tariff revision, the RCA rejected it without holding an evidentiary hearing. AECA and ACS appealed the order, contending that the RCA could not deny the tariff revision without holding an evidentiary hearing. Briefing was underway at the end of FY 2001.

Electric

**Tlingit-Haida Regional Electrical Authority v. APUC.
Supreme Court No. S-8833, S-8834 and S-8843.
(decided January 12, 2001)**

Decided by the Alaska Supreme Court — The court affirmed the APUC decision to decertify Tlingit-Haida Regional Electrical Authority (T-HREA) in Klawock to eliminate the overlap of its service area. The court also held that modification of a certificate is a taking, but that compensation is due only for stranded plant, not for any expectation of future profits from the certificate. The court also rejected arguments that federal law preempted the APUC order and that the Rural Utility Service was an indispensable party to the action.

**Chugach Electric Association, Inc. v. RCA.
Supreme Court No. S-09692.**

Pending in the Alaska Supreme Court — In 1997, Chugach attempted to arrange power sales contracts with customers in the exclusive service territory of Municipal Light and Power Department (ML&P). ML&P filed a complaint with the APUC. After briefing, the APUC issued an order prohibiting Chugach Electric Association, Inc. (Chugach) from selling power to customers in ML&P's service territory without obtaining a certificate for that service. Chugach appealed to the superior court, which affirmed the APUC order.

In the Supreme Court, briefing has been completed, and the case awaits oral argument.

**Matanuska Electric Association, Inc. v. Chugach Electric Association, Inc.
Supreme Court No. S-09839.**

Pending in the Alaska Supreme Court — In 1997, Matanuska Electric Association, Inc. (MEA) complained that the cost of power adjustment (COPA) for wholesale power it purchased from Chugach was unjust and unreasonable because Chugach used an excessive line loss factor in the computation. The APUC issued Order U-97-36(13), which required Chugach to recalculate the COPA balancing account for 1995 through 1997 and refund the excessive charges to its wholesale customers. On July 27, 2000, the Superior Court reversed the APUC decision.

MEA appealed to the Alaska Supreme Court. At the end of FY 2001, MEA and Chugach had completed their briefs. The RCA then requested the court's permission to file an amicus curiae brief.

Appeals and other court proceedings pending during FY01 (continued)

Matanuska Electric Association, Inc. v. Chugach Electric Association, Inc. **Supreme Court No. S-10080.**

Pending in the Alaska Supreme Court — Chugach initiated a lawsuit against MEA to collect a tariffed charge for Marathon tax liability approved by the RCA. MEA moved for summary judgment, asserting that the Commission did not have jurisdiction over the issue, and that the tariff was unenforceable because of provisions in the power sales agreement between Chugach and MEA. The RCA filed a brief arguing that it had jurisdiction and that the tariff was valid. On December 13, 2000, the Superior Court issued a decision finding that the RCA had jurisdiction and upholding the RCA's decision to approve the tariffs containing the tax liability. Briefing in the Supreme Court was underway at the end of FY 2001.

Matanuska Electric Association, Inc. v. RCA. **Case No. 3PA-00-453 CI.**

Dismissed in the Alaska Superior Court — In May 2000, MEA filed both an appeal and a petition for review from an order of the RCA that granted a petition for intervention by three MEA ratepayers in Docket U-99-130. On August 28, 2000, the Superior Court issued an order dismissing the appeal and denying the petition for review.

Chugach Electric Association, Inc. v. RCA. **Superior Court Case No. 3AN-01-8288 CI.**

Pending in the Alaska Superior Court — After ML&P filed an application to provide electric service to a non-military customer located on Fort Richardson Army Post, the RCA ruled that ML&P should list its on-base customers in its tariff rather than in the service area description in its certificate. ML&P petitioned for reconsideration and Chugach sought to intervene. After extensive briefing, the RCA determined that it would continue to follow the past practice of listing ML&P's on-base customers in the service area description of its certificate. Chugach appealed this decision to the Superior Court. At the end of FY 2001, the record was being prepared.



Assistant Attorney General Virginia Rusch

Legal authority

Statutes

Created in 1959, the Alaska Public Utilities Commission has, since 1970, been a full-time administrative agency under the Alaska Public Utilities Act (AS 42.05) charged with the duty of regulating public utilities within the state. The jurisdiction of the Commission extends to electric, gas, refuse (garbage), sewer (wastewater), steam, telecommunications (cable television, interexchange, and local exchange service), and water public utilities as defined by the Act. In 1981 the Legislature amended the Alaska Pipeline Commission Act (AS 42.06) to merge the Alaska Pipeline Commission into the Alaska Public Utilities Commission, and the Commission's jurisdiction was extended to pipeline carriers and pipelines. In 1999, the legislature reorganized and renamed the Commission the Regulatory Commission of Alaska (RCA).

The Commission is comprised of five commissioners appointed by the Governor and confirmed by the Legislature for six-year terms of office. The Commission is authorized to employ additional personnel to assist in the performance of its duties.

The Commission is responsible for making or requiring just, fair, and reasonable rates, classifications, regulations, practices, services, and facilities for public utilities and pipeline carriers. The Commission has the authority to investigate, hold hearings, prescribe systems of accounts, require the filing of reports, adopt regulations, and take other lawful actions necessary to accomplish the stated purposes of AS 42.05 and AS 42.06. The Commission also determines the eligibility of electric utilities for power cost equalization and the kilowatt-hour subsidy amount under the provisions of AS 42.45.100 - 42.45.190. The Commission is also authorized under AS 31.15.010 - 31.15.050 to determine if there has been unjust and unreasonable discrimination in the purchase of oil offered for purchase within Alaska.

Under AS 42.05.221, a public utility¹ providing service to customers for compensation is required to obtain a certificate of public convenience and necessity² from the Commission. A certificate describes the nature and extent of authority granted to a public utility, including a description of the authorized service area and the scope of operations of the utility. Under AS 42.05.241, a certificate may not be issued unless the Commission finds that the service is required for the convenience and necessity of the public and that the applicant is fit, willing and able to provide the utility service requested. Similarly, pipeline carriers subject to the Commission's jurisdiction must secure a certificate of public convenience and necessity.

¹ The terms "public" and "public utility" are defined in AS 42.05.990(3) and (4), respectively. Generally, a public utility is one that provides utility service for compensation to ten or more customers or that sells wholesale service to a utility that serves ten or more customers.

² Electric and telephone utilities grossing less than \$50,000 are not required to be certificated unless their customers petition the Commission for regulation under AS 42.05.712(h). AS 42.05.711 (e).

Legal authority (continued)

A number of certificated utilities are statutorily exempt from economic regulation³ by the Commission, including:

- (1) public utilities owned and operated by a political subdivision of the state, none of whose utilities is in competition with any other utility, unless the political subdivision elects to be regulated by the Commission (AS 42.05.711(b))⁴;
- (2) refuse utilities with annual gross revenues of \$300,000 or less, unless the subscribers of the utility petition the Commission for regulation under AS 42.05.712(h) or customers paying 25 percent of a utility's gross revenues have petitioned the Commission for regulation (AS 42.05.711(i));
- (3) cable television utilities, unless the customers petition the Commission under AS 42.05.712(h) for regulation (AS 42.05.711(k)); and
- (4) electric and telephone utilities with gross revenues of less than \$50,000 are exempt from both certification requirements and economic regulation, unless 25 percent of their customers petition for regulation under AS 42.05.712(h).

AS 42.05.711 also specifies other utilities that may, under terms specified in AS 42.05.712, elect to become economically deregulated by the Commission.

The Commission is authorized under AS 42.05.711(d) to exempt a utility from all or a portion of AS 42.05 if such an exemption is in the public interest. Under this provision, the Commission has exempted a number of small utilities from ratemaking regulation. Competition in refuse collection services has also been introduced in a number of areas.



Hearing Examiner Paul Olson



Paralegals Ann Wilde and
Mary Margaret Bingham;
Administrative Clerk
Denise Anderson (seated)

³"Economic regulation" (defined in 3 AAC 48.820(43)) means that the Commission's jurisdiction extends to matters concerning rates and charges for public utility or pipeline carrier services, quality of service provided by a utility or pipeline carrier to its customers or shippers, management practices of a utility or pipeline carrier, and customer or shipper complaints concerning the services furnished by a utility or pipeline carrier.

⁴The utilities of the Municipality of Anchorage are the only utilities operated by a political subdivision that are currently subject to economic regulation by the Commission.

Legal authority (continued)

Regulations

As authorized under AS 42.05.151 and other statutory provisions, the Commission has adopted regulations to carry out its statutory duties. The Commission's regulations are set out in the Alaska Administrative Code at Title 3, Part 5, Chapter 47 (Regulatory Cost Charge); Chapter 48 (Practice and Procedure); Chapter 49 (Deregulation); Chapter 50 (Energy Conservation); Chapter 51 (Telecommunications Relay Service); Chapter 52 (Operation of Public Utilities); and Chapter 53 (Telecommunications).



Administrative Clerk Lawrence Gaines; Chief Engineer Paul Morrison; and Utility Engineer Analyst James Keen (seated)

**Regulatory Commission of Alaska
701 West Eighth Avenue, Suite 300
Anchorage, Alaska 99501-3469**

telephone: (907) 276-6222

fax: (907) 276-0160

TTY: (907) 276-4533

web site: <http://www.state.ak.us/rca/>

Regulatory Commission of Alaska Annual Reports


[2000](#) [1999](#) [1998](#) [1997](#)

[Annual Report](#) | [Statistical Information](#)

Fiscal Year 2001



Photo by Mark S. McCready
courtesy of Alaska Power & Telephone Company

*Regulatory Commission of Alaska**2001 Annual Report - Statistical Section***Table of Contents****List of Certificated Entities****Areas Served by Certificated Utilities****Financial Information for Fully Regulated Utilities****Rate Changes Granted**

- * **Rate Changes Granted to Pipeline Carriers**
- * **Rate Changes Granted to Regulated Utilities**

Electric Utilities

- * **Electric Utilities Certificated**
- * **Gross Operating Revenues**
- * **2000 Kilowatt-Hour Sales-Regulated Electric Utilities**
- * **Sample Monthly Residential Electric Rates**
- * **Power Cost Equalization**

Gas Utilities

- * **Gas Utilities Certificated**
- * **Gross Operating Revenues**
- * **Sample Monthly Residential Gas Rates**

Refuse Utilities

- * **Refuse Utilities Certificated**
- * **Gross Operating Revenues**
- * **Sample Monthly Residential Refuse Rates**

Sewer Utilities

- * **Sewer Utilities Certificated**
- * **Gross Operating Revenues**
- * **Sample Monthly Residential Sewer Rates**

Steam Utilities

- * **Steam Utilities Certificated**
- * **Gross Operating Revenue**

Telecommunications Utilities

- * **Cable Television Utilities Certificated**
- * **Gross Operating Revenues-Cable Television**
- * **Intrastate Interexchange Carriers Certificated**
- * **Local Exchange Carriers Certificated**
- * **Gross Operating Revenues-Interexchange and Local Exchange Carriers**

- * Sample Monthly Residential Telephone Rates
- * Telecommunications Relay Services Certified
- * Pay Telephone Providers Certified

Water Utilities

- * Water Utilities Certified
- * Gross Operating Revenues
- * Sample Monthly Residential Water Rates

Pipeline Carriers

- * Pipeline Carriers Certified
- * Gross Operating Revenues
- * Financial Information for Fully Regulated Oil Pipeline Carriers

Results of Utility Deregulation Elections

Top of page	Questions or comments? Regulatory Commission of Alaska 701 W. 3th Avenue, Suite 300 Anchorage, Alaska 99501-6168 (907) 246-6168 2247 1800-330-2768 or e-mail: rca@alaska.gov
RCA home page	
← Return to home page of Annual Report	
Next	
	Feedback

Regulatory Commission of Alaska

2001 Annual Report - Statistical Section

List of Certificated Entities

Prepared by James Keen

Acronym	Company Name
AAE	ALL ALASKA ENTERPRISES MIKE DOWNS d/b/a
AAI	ARCO ALASKA, INC.
ACC	ALYESKA CABLE COMPANY
ACCI	ALASKA CALL CONNECTION, INC.
ACES	ALLAKAKET CITY ENERGY SYSTEMS CITY OF ALLAKAKET d/b/a
ACI	ALEUTIAN CABLEVISION, INC.
ACME	ACME DISPOSAL SERVICE
ACNI	ALASKAN CABLE NETWORK, INC.
ACS	ALASKA COMMUNICATIONS SYSTEM, INC.
ACS-AK	ACS OF ALASKA, INC. d/b/a ALASKA COMMUNICATIONS SYSTEMS, ACS LOCAL SERVICE, & ACS
ACS-AN	ACS OF ANCHORAGE, INC. d/b/a ALASKA COMMUNICATIONS SYSTEMS, ACS LOCAL SERVICE, & ACS
ACS-F	ACS OF FAIRBANKS, INC. d/b/a ALASKA COMMUNICATIONS SYSTEMS, ACS LOCAL SERVICE, & ACS
ACS-LD	ACS LONG DISTANCE, d/b/a ALASKA COMMUNICATIONS SYSTEMS, ACS LONG DISTANCE, & ACS
ACS-N	ACS OF THE NORTHLAND, INC. d/b/a ALASKA COMMUNICATIONS SYSTEMS, ACS LOCAL SERVICE, & ACS
ACTI	ANCHORAGE CABLE TELEVISION, INC.
ACV	ADAK CABLEVISION
ACVI	ALASKA CABLEVISION, INC. GCI CABLE, INC., d/b/a
ADS	ANIAC DISPOSAL SERVICE RONALD N. CHOATE d/b/a
AEC	ANDREANOF ELECTRIC CORP.
AECA	ALASKA EXCHANGE CARRIERS ASSOCIATION, INC.
AEEC	ALASKA EDISON ELECTRIC CORPORATION
AEG&T	ALASKA ELECTRIC GENERATION & TRANSMISSION COOPERATIVE, INC.
AEL&P	ALASKA ELECTRIC LIGHT & POWER COMPANY
AERC	ALASKA ENERGY AND RESOURCES COMPANY

AETI	AMERICAN EXPRESS TELECOM, INC.
AFS	ALASKA FIBER STAR, LLC
AHBI	ALASKA HOTEL & BAR, INC.
AIC	ALASKA INTERSTATE COMPANY
AIDEA	ALASKA INDUSTRIAL DEVELOPMENT & EXPORT AUTHORITY
AIGC	ALASKA INTRASTATE GAS COMPANY
AIS	ALASKA INDOOR SPORTS MCBRIDES/WINNERS/ATHLETES FOOT/PLAZA SHOES d/b/a
AJU	ATMAUTLUAK JOINT UTILITIES
AKHIOK	AKHIOK, CITY OF
AKIACHUK	AKIACHUK LIMITED
AKIAK	AKIAK, CITY OF
AKNS	ALASKA NETWORK SYSTEMS, INC.
AKPAY	ALASKA PAYTEL
AKTEL-CARD	ALASKA TEL-CARD
AKUSA	ALASKA USA FEDERAL CREDIT UNION
AKUTAN	AKUTAN, CITY OF
ALASCOM	ALASCOM, INC., AT&T ALASCOM d/b/a
ALASCONN	ALASCONNECT, INC.
ALASKA PAY	ALASKA PAYPHONE
ALASKA PRO	ALASKA PRODUCTS AND SERVICES
ALLAKAKET	ALLAKAKET CITY ENERGY CITY OF ALLAKAKET d/b/a
ALMA	ALMA CORPORATION
ALPAT	ALPAT WATER UTILITY COMPANY
ALPC	ANIAK LIGHT AND POWER COMPANY, INC.
ALPINE	ALPINE COMMUNICATIONS AND ELECTRONICS, INC.
ALUTIIQ	ALUTIIQ POWER COMPANY
ALYESKA	ALYESKA UTILITIES, INC.
AMERADA	AMERADA HESS PIPELINE CORPORATION
AMERICAN	AMERICAN TELECOMMUNICATIONS ENTERPRISES, INC.
AMERITECH	AMERITECH COMMUNICATIONS INTERNATIONAL, INC.
AMERITEL	AMERITEL PAY PHONES, INC.
AMFAC	AMFAC FOODS, INC.
AMOCO	AMOCO PRODUCTION COMPANY
ANCEC	AKIACHAK NATIVE COMMUNITY ELECTRIC COMPANY
ANDERSEN	ANDERSEN, INCORPORATED (div of Waste Management of Alaska, Inc.)
ANDERSON	ANDERSON GARBAGE SERVICE DALE A. ANDERSON d/b/a
ANGC	ANCHORAGE NATURAL GAS CORPORATION
ANHC	ALASKA NATIVE HERITAGE CENTER, INC.

AP&T	ALASKA POWER & TELEPHONE COMPANY
AP&T-LD	AP&T LONG DISTANCE, INC.
APC	ALASKA POWER COMPANY
APCO	ALEUTIAN POWER COMPANY
APLC	ALASKA PIPELINE COMPANY
APSC	ALYESKA PIPELINE SERVICE COMPANY
APSI	ARCTIC PROFESSIONAL SERVICES, INC.
APUCO	ALASKA PUBLIC UTILITIES COMPANY
ARCTIC	ARCTIC VILLAGE ELECTRIC COMPANY
ARECA	ALASKA RURAL ELECTRIC COOPERATIVE ASSOCIATION
ARI	ANCHORAGE REFUSE, INC. (div of Waste Management of Alaska, Inc.)
ARROW	ARROW REFUSE, INC. (div of Waste Management of Alaska, Inc.)
AS	AS TELECOMMUNICATIONS, INC.
ASHA	ALASKA STATE HOUSING AUTHORITY
ASRC	ASRC COMMUNICATIONS, LTD.
ASTAC	ARCTIC SLOPE TELEPHONE ASSOCIATION COOPERATIVE, INC.
ASTAC-LD	ASTAC LONG DISTANCE, INC.
ASTC	ARCTIC SLOPE TELECOMMUNICATIONS & CELLULAR, INC.
ASU	ANCHORAGE SEWER UTILITY MUNICIPALITY OF ANCHORAGE d/b/a
AT&T	AMERICAN TELEPHONE & TELEGRAPH
AT&T ALASC	ALASCOM, INC. AT&T ALASCOM d/b/a
ATC	ALASKA TELEPHONE COMPANY (FORMERLY NATIONAL UTILITIES, INC.)
ATC(1)	ALASKA TELEPHONE CORPORATION (ORIGINALLY ATC)
ATI	ALASKA TELECABLE, INC.
ATU	ANCHORAGE TELEPHONE UTILITY MUNICIPALITY OF ANCHORAGE D/B/A
ATU-LD	ATU LONG DISTANCE, INC.
AUI	ARCTIC UTILITIES, INC.
AURORA ENE	AURORA ENERGY, LLC
AUSAC	ALASKA UNIVERSAL SERVICE ADMINISTRATIVE COMPANY
AV	ALASKAN VILLAGE
AVEC	ALASKA VILLAGE ELECTRIC COOPERATIVE, INC.
AVI	ALASKAVISION, INC.
AWS	ATKIN WATER SYSTEM JACK R. NEILSEN d/b/a
AWT	ALASKA WASTE TRANSFER
AWU	ANCHORAGE WATER UTILITY MUNICIPALITY OF ANCHORAGE d/b/a
AWWU	ANCHORAGE WATER AND WASTEWATER UTILITY MUNICIPALITY OF ANCHORAGE d/b/a

B-C CABLE	ALASKAN CABLE NETWORK ALASKAN CABLE NETWORK/JUNEAU d/b/a
BARTLETT	Robert E. Bartlett d/b/a Bartlett Industries
BBCP	BRISTOL BAY CELLULAR PARTNERSHIP
BBL	BBL HYDRO, INC.
BBTC	BRISTOL BAY TELEPHONE COOPERATIVE, INC.
BCI	BAY CABLEVISION, INC.
BCV	BETHEL CABLEVISION, INC.
BEAVER	BEAVER VILLAGE ELECTRICAL UTILITY
BELUGA	BELUGA PIPE LINE COMPANY
BENNETT	BENNETT WATER UTILITY JOHN G. BENNETT d/b/a
BESI	BELUGA ENVIRONMENTAL SERVICES, INC.
BETHEL	BETHEL, CITY OF
BIRCH	BIRCH CREEK UTILITIES
BL&P	BETTLES LIGHT & POWER, INC.
BOB'S	BOBBIE C. PATE d/b/a BOB'S DISPOSAL SERVICE
BP	BP PIPELINES (ALASKA) INC.
BP&L	BETHEL POWER & LIGHT, INC.
BPTA	BP TRANSPORTATION (ALASKA) INC.
BREVIG	BREVIG MISSION UTILITY CITY OF BREVIG MISSION d/b/a
BRUCE	BRUCE ANDERSON
BSFU	BERING SEA FISHERMAN'S UNION
BSLD	BELLSOUTH LONG DISTANCE, INC.
BT	BUSINESS TELECOM, INC.
BTI	BETTLES TELEPHONE, INC.
BUCI	BETHEL UTILITIES CORPORATION, INC.
BUCKLAND	BUCKLAND, CITY OF
BUECI	BARROW UTILITIES AND ELECTRIC COOPERATIVE, INC.
BUI	BARROW UTILITIES, INC.
BUSH-TELL	BUSH-TELL INCORPORATED
C & S	C & S - CLEANAWAY, INC. d/b/a
C&W CARD	CABLE AND WIRELESS GLOBAL CARD SERVICE
CABLE CO.	CABLE COMPANY, THE
CAP	AT&T WIRELESS SERVICES CELLULAR ALASKA PARTNERSHIP d/b/a
CARVER	BURTON CARVER & CO., INC.
CAU	CENTRAL ALASKA UTILITIES, INC.
CBE	CHENEGA BAY ELECTRICAL
CBSS	COPPER BASIN SANITATION SERVICE COMPANY
CCS	CORDOVA CABLE SYSTEM

CCU	CIRCLE CITY UTILITIES WILLIAM A. STRACK d/b/a
CCUA	COFFMAN COVE UTILITIES ASSOCIATION, INC. ALASKA POWER COMPANY
CCV	ROBERT F. BECKER AND WILLIAM H. ARMOUR D/B/A CAPITAL CABLE VISION
CCWSS	CRYSTAL CATHEDERALS WATER & SEWER SYSTEM, INC.
CECI	CORDOVA ELECTRIC COOPERATIVE, INC.
CEI	CHITINA ELECTRIC, INC.
CENTRAL	CENTRAL ELECTRIC, INC.
CENTURY	CENTURY THEATRES, INC.
CES	COLVILLE ENVIRONMENTAL SERVICES
CESI	COMMUNICATION EQUIPMENT SERVICE, INC.
CGNI	COMMUNICATIONS GATEWAY NETWORK, INC.
CHALKYITSI	CHALKYITSIK VILLAGE ENERGY SYSTEM
CHANNEL	CHANNEL SANITATION CORPORATION
CHEFORNAK	CHEFORNAK ELECTRIC COMPANY (SEE NATERKAQ LIGHT PLANT)
CHENEGA	CHENEGA BAY VILLAGE COUNCIL
CHERRY	CHERRY COMMUNICATIONS
CHIGNIK	CHIGNIK, CITY OF
CHITINA	CHITINA ELECTRIC, INC.
CHUGACH	CHUGACH ELECTRIC ASSOCIATION, INC.
CIPL	COOK INLET PIPE LINE COMPANY
CIR	COOK INLET REFUSE, INC.
CIRCLE	CIRCLE ELECTRIC, RICHARD HUTCHINSON, d/b/a
CITY	EGEGIK, CITY OF
CLEU	CHIGNIK LAKE ELECTRIC UTILITY, INC.
COFFMAN CO	COFFMAN COVE, CITY OF
COM/NAV	COM/NAV MARINE, INC.
CONVERGENT	CONVERGENT COMMUNICATIONS SERVICES, LLC
COOKE	COOKE CABLEVISION, INC.
CORDOVA	CORDOVA, CITY OF
CPEU	CLARKS POINT ELECTRIC UTILITY
CRAIG	CRAIG, CITY OF
CRI	COMMERCIAL REFUSE, INC.
CROSSROADS	CROSSROADS LOUNGE, D/B/A DONALD P. SKEWIS
CSC	COMMUNICATIONS SATELLITE CORPORATION
CT	CIRCLE TELEPHONE, RICHARD HUTCHINSON d/b/a
CTCI	CORDOVA TELEPHONE COOPERATIVE, INC.
CTP	CHISTOCHINA TRADING POST (TRANSFERRED TO AP&T)

CTS	CERMAK'S TUNDRA SERVICE GORDON L. CERMAK d/b/a
CTSI	COMDATA TELF COMMUNICATIONS, INC.
CUC	COLLEGE UTILITIES CORPORATION
CUI	CHUGIAK UTILITIES, INC.
CVCC	COPPER VALLEY CONSTRUCTION COMPANY
CVEA	COPPER VALLEY ELECTRIC ASSOCIATION, INC.
CVLD	COPPER VALLEY LONG DISTANCE, INC.
CVTC	COPPER VALLEY TELEPHONE COOPERATIVE, INC.
CWI	CABLE & WIRELESS, INC.
DAWN	DAWN DEVELOPMENT CORPORATION
DCI	DANLOR COMMUNICATIONS, INC.
DCM	DENALI COMMERCIAL MANAGEMENT INC
DCS	DENALI CLEANING SERVICE
DELTA	DELTA SANITATION JOSEPH E. PETERS d/b/a
DELTACOM	ITC^DELTACOM COMMUNICATIONS, INC.
DENALI	DENALI FUEL COMPANY, INC.
DESI	DIESEL ELECTRIC SERVICE, INC.
DILLINGHAM	DILLINGHAM, CITY OF
DIOMEDE	DIOMEDE JOINT UTILITIES
DNFC	DAY AND NIGHT FUEL CO., INC.
DNT	DNT REFUSE, INC.
DoE	DIVISION OF ENERGY DEPARTMENT OF COMMUNITY AND REGIONAL AFFAIRS
DOW	DOW INTERNATIONAL
DR	DAWN REFUSE DORAN R. LEE d/b/a
DRI	DILLINGHAM REFUSE, INC.
DSLNET	DSLNET COMMUNICATIONS, LLC
EAGLE	EAGLE UTILITIES, INC.
EASTFORK	EASTFORK, LLC
EC	ENDICOTT CORPORATION
EDDI	ELECTRONIC DESIGN & DEVELOPMENT, INC.
EKWOK	EKWOK, CITY OF
ELFIN	ELFIN COVE ELECTRIC
ELI	ELECTRIC LIGHTWAVE, INC.
ENDICOTT	ENDICOTT PIPELINE COMPANY
ENSTAR	ENSTAR NATURAL GAS COMPANY A DIVISION OF SEMCO
ÉPCI	EAGLE POWER COMPANY, INC. RALPH E. HELMER d/b/a
ERHU	EAGLE RIVER HEIGHTS UTILITIES, INC.
ERU	ERU, INC.

EUI	EKLUTNA UTILITIES, INC.
EVES	EAGLE VILLAGE ENERGY SYSTEMS
EXCEL	EXCEL TELECOMMUNICATIONS, INC.
EXXONMOBIL	EXXONMOBIL PIPELINE COMPANY
EYECOM	EYECOM, INCORPORATED
FAIRBANKS	FAIRBANKS, CITY OF
FALSE PASS	FALSE PASS, CITY OF
FAR NORTH	FAR NORTH SANITATION SERVICE, INC.
FCC	FEDERAL COMMUNICATIONS COMMISSION
FCI	FRONTIER CABLE, INC. B.M.I. CABLEVISION, INC.
FCII	FRONTIER COMMUNICATIONS INTERNATIONAL, INC.
FCSI	FRONTIER COMMUNICATIONS SERVICES, INC.
FMUS	FAIRBANKS MUNICIPAL UTILITIES
FNG	FAIRBANKS NATURAL GAS, LLC D/B/A NORTHERN ECLIPSE, LLC
FORT YUKON	FORT YUKON, CITY OF
FORWARD	FORWARD AMUSEMENT COMPANY, d/b/a FRED HENRY ROWAN
FOX RUN	FOX RUN CAMPGROUND ENTERPRISES
FREEDOM	FREEDOM REFUSE
FTT	FEDERAL TRANSTEL, INC.
G&C	G & C DISPOSAL SERVICE GENE R. RILEY d/b/a
G&K	G & K, INC.
GALENA	GALENA, CITY OF
GALVIN	GALVIN, MORGISON & DILL A PARTNERSHIP
GCI	GENERAL COMMUNICATION, INC., AND GCI GCI COMMUNICATIONS CORP. d/b/a
GCICC	GCI COMMUNICATION CORP.
GCICF	GCI CABLE/FAIRBANKS, INC.
GCICI	GCI CABLE, INC.
GCICJ	GCI CABLE/JUNEAU, INC.
GCNANI	GLOBAL CROSSING NORTH AMERICAN NETWORKS, INC.
GECI	GUSTAVUS ELECTRIC COMPANY, INC.
GFC	GIRL FRIDAY COMMUNICATIONS GIRL FRIDAY, INC. d/b/a
GHEA	GLACIER HIGHWAY ELECTRIC ASSOCIATION, INC.
GHU	GOLDEN HEART UTILITIES, INC.
GLACIER	GLACIER TELECOM JAMES E. CARTER d/b/a
GLH	GOAT LAKE HYDRO, INC.
GLOBAL	GLOBAL CROSSING TELECOMMUNICATIONS, INC
GOLOVIN	GOLOVIN, CITY OF

GSTC	GLACIER STATE TELEPHONE COMPANY
GTCA	GENERAL TELEPHONE COMPANY OF ALASKA
GTE	GTE ALASKA INCORPORATED
GTE CARD	GTE COMMUNICATIONS CORPORATION
GTE COMMUNICATIONS	GTE COMMUNICATIONS CORPORATION
GTEM	GTE MOBILNET INCORPORATED COPPER VALLEY CELLULAR, INC.
GUI	GLACIER UTILITIES, INC.
GVEA	GOLDEN VALLEY ELECTRIC ASSOCIATION, INC.
GZUC	GWITCHYAA ZHEE UTILITY COMPANY
H&H	HAGBERG AND HOPSON
HAINES	HAINES, CITY OF
HCC	HOMER CLEANING CENTER
HCI	HYTEK COMMUNICATIONS, INC.
HEA	HOMER ELECTRIC ASSOCIATION, INC.
HERMES	HERMES CELLULAR ALASKA 1
HITE	HITE CONSTRUCTION, INC.
HL&P	HAINES LIGHT & POWER CO., INC.
HOMER	HOMER, CITY OF
HOONAH	HOONAH, CITY OF
HORTON	HAINES SANITATION JAMES C. HORTON d/b/a
HPLC	HUGHES POWER & LIGHT COMPANY
HS	HAINES SANITATION
HIS	HAINES SANITATION, INC.
HTHCC	HOONAH TLINGIT & HAIDA COMMUNITY COUNCIL
HYDABURG	HYDABURG, CITY OF
ICI	ISLAND COMMUNICATIONS, INC.
ICTV	ISLAND CABLE T.V.
IDT	IDT AMERICA, CORP.
IEC	IPNATCHIAQ ELECTRIC COMPANY
IGIUGIG	IGIUGIG VILLAGE COUNCIL
INN	I-N-N ELECTRIC COOPERATIVE, INC.
INTELICAL	INTELICAL OPERATOR SERVICES, INC.
INTERMEDIA	INTERMEDIA COMMUNICATIONS, INC.
INTERSTATE	INTERSTATE TELECOMMUNICATIONS, INC.
INVI	INLETVISIONS, INC.
INVISION	INVISION TELECOM, INC.
IRWIN'S	IRWIN'S GARBAGE DISPOSAL JENNIE IRWIN d/b/a

IITC	INTERIOR TELEPHONE COMPANY
ITI	INTERNATIONAL TELECOM, INC.
J. D. REFUSE	J. D. REFUSE SERVICE DELORES R. BURNHAM d/b/a
JACKSON	JACKSON, THURSTON T.
JB	JOINT BOARD
JD SERVICE	JD SERVICES D/B/A AMERICAN FREEDOM NETWORK
JDTC	JUNEAU & DOUGLAS TELEPHONE COMPANY
JE	JASON ENTERPRISES JASON R. MCDONALD d/b/a
JSC	JUNEAU SANITATION CORPORATION
JUNEAU	JUNEAU, CITY AND BOROUGH OF
KAKE	KAKE, CITY OF
KAKE TRIBA	KAKE TRIBAL CORPORATION
KATMAI	KATMAI HYDRO
KCC	KING COVE CORPORATION
KEA	KODIAK ELECTRIC ASSOCIATION, INC.
KENAI	KENAI, CITY OF
KETCHIKAN	KETCHIKAN, CITY OF
KGB	KETCHIKAN GATEWAY BOROUGH
KIB	KODIAK ISLAND BOROUGH
KING COVE	KING COVE, CITY OF
KIPNUK	KIPNUK LIGHT PLANT
KK	KWETHLUK, INC. KUIGGLUUM KALLUGVIA d/b/a
KLAWOCK	KLAWOCK, CITY OF
KMU	KOTZEBUE MUNICIPAL UTILITIES CITY OF KOTZEBUE d/b/a
KNIK	KNIK VIEW WATER GROUP, LTD.
KOBUK	KOBUK, CITY OF
KODIAK	KODIAK, CITY OF
KOKHANOK	KOKHANOK VILLAGE COUNCIL
KOLIGANEK	KOLIGANEK VILLAGE COUNCIL
KOTLIK	KOTLIK, CITY OF
KOTV	KOTV, INC.
KOTZEBUE	KOTZEBUE ELECTRIC ASSOCIATION, INC.
KOYUKUK	KOYUKUK, CITY OF
KPCI	KEYES POINT COMMUNICATIONS, INC.
KPL	KENAI PIPE LINE COMPANY
KPU	KETCHIKAN PUBLIC UTILITIES KETCHIKAN, CITY OF d/b/a
KRI	KODIAK RADIO, INC.
KSC	KING SALMON COMMUNICATIONS, INC.

KSCI	KETCHIKAN-SITKA CABLEVISION, INC.
KSI	KODIAK SANITATION, INC.
KTC	KUPARUK TRANSPORTATION COMPANY
KTVC	KOTZEBUE TV CABLE, INC.
KWIG	KWIG POWER COMPANY
KWIK LOG	KWIK LOG WATER SYSTEM MYRON ALLEN d/b/a
LAKEVIEW	LAKEVIEW ENTERPRISES, INC.
LANDO	LANDO COLLECTION & DISPOSAL SERVICE
LARSEN BAY	LARSEN BAY ELECTRIC
LAUSEN'S	LAUSEN'S DISPOSAL
LCCV	LYNN CANAL CABLE VISION JACK BROWN d/b/a
LECI	LEVELOCK ELECTRIC COOPERATIVE, INC.
LEVEL 3	LEVEL 3 COMMUNICATIONS, LLC
LEXCOM	LEXCOM TELECOMMUNICATIONS
LOOMIS	LOOMIS ELECTRONIC PROTECTION, INC.
LVMA	LLOYD V. MORRIS AND ASSOCIATES
LVTC	LIME VILLAGE TRADITIONAL COUNCIL
M2PDC	M2PDC, INC. OPERATED BY COOKE CABLEVISION, INC.
MACKENZIE	MACKENZIE REFUSE
MACTel	ANCHORAGE MATANUSKA CELLULAR TELEPHONE d/b/a MACTEL CELLULAR SYSTEM
MAE	MOUNTAIN ALASKA ENERGY, INC.
MAIL CACHE	MAIL CACHE, INC.
MANLEY	MANLEY UTILITY COMPANY, INC.
MARATHON	MARATHON OIL
MARCH	MARCH DISPOSAL ROBERT MARLOW AND GEORGE CHAPMAN d/b/a
MARCHE	MARCHE SANITATION CHRIS ESCALANTE AND MARC GOLAT d/b/a
MAT-SU	MATANUSKA-SUSITNA BOROUGH
MBC	McGRATH BROADCASTING COMPANY
MCCAW	MCCAW COMMUNICATIONS OF ALASKA, INC.
MCCAW/RCC	MCCAW RCC COMMUNICATIONS OF FAIRBANKS, INC.
MCCAW/RII	MCCAW/ROCK SEWARD CABLE SYSTEM SEWARD CABLEVISION d/b/a
MCCAW/ROCK	HOMER CABLEVISION GCI CABLE TV d/b/a
MCGAHAN	MCGAHAN UTILITIES, INC.
MCGRATH	MCGRATH, CITY OF
MCI	MCI TELECOMMUNICATIONS
MCIWCC	MCI WORLDCOM COMMUNICATIONS, INC.
MCNABB	MCNABB CONSTRUCTION COMPANY ELMER L. AND SONJA L.

	MCNABB d/b/a
MDS	MULTIPOINT DISTRIBUTION SERVICES JAMES D. HENDERSHOT d/b/a
MEA	MATANUSKA ELECTRIC ASSOCIATION, INC.
METROPHONE	METROPHONE TELECOMMUNICATIONS, INC.
MFSI-AK	MFS INTELENET OF ALASKA, INC.
MHSE	MANLEY HOT SPRINGS ENTERPRISES
MILLER	MILLER, FREDERICK O.
MIMC	MENDENHAVEN IMPROVEMENT & MAINTENANCE CORP.
MKCP	MATANUSKA-KENAI CELLULAR PARTNERSHIP
MKEC	MIDDLE KUSKOKWIM ELECTRIC COOPERATIVE., INC.
MKI	MATANUSKA-KENAI, INC., d/b/a CELLULAR CONNECTION
ML&P	MUNICIPAL LIGHT & POWER DEPARTMENT, MUNICIPALITY ANCHORAGE d/b/a
MLPC	MCGRATH LIGHT & POWER CO.
MOA	ANCHORAGE, MUNICIPALITY OF
MOBIL	MOBIL ALASKA PIPELINE COMPANY
MPC	MANOKOTAK POWER COMPANY
MPPLC	MILNE POINT PIPE LINE COMPANY
MPPUD	MOUNTAIN POINT PUBLIC UTILITY
MPSA	MOUNTAIN POINT SERVICE AREA OF THE KETCHIKAN GATEWAY BOROUGH
MT. DUTTON	MT. DUTTON CABLE CORPORATION
MTA	MATANUSKA TELEPHONE ASSOCIATION, INC.
MTA-LD	MTA LONG DISTANCE, INC.
MTEL	MOBILE TELECOMMUNICATIONS TECHNOLOGIES CORPORATION
MTR	MCGRATH TRASH AND REFUSE
MUC	MATANUSKA UTILITY COMPANY, INC.
MUI	MCKINLEY UTILITIES, INC.
MUKLUK	MUKLUK TELEPHONE COMPANY, INC. TELALASKA, INCORPORATED d/b/a
MVC	MATANUSKA VALLEY CABLEVISION, INC.
MVL	MULTIVISIONS, LTD.
NAPASKIAK	CITY OF NAPASKIAK d/b/a NAPASKIAK UTILITY
NATERKAQ	NATERKAQ LIGHT PLANT
NCC	NORTHERN COMMERCIAL COMPANY
NCIC	NETWORK COMMUNICATIONS INTERNATIONAL CORPORATION
NCTC	NORTH COUNTRY TELEPHONE CO.
NCTI	NORTH COUNTRY TELEPHONE, INC.
NEA	NAKNEK ELECTRIC ASSOCIATION, INC.

NECI	NUSHAGAK ELECTRIC COOPERATIVE, INC.
NENANA	NENANA, CITY OF
NETI	NORTHERN EDUCATIONAL TELEVISION, INC.
NETLOJIX	NETLOJIX TELECOM, INC.
NETWORK PLUS	NETWORK PLUS, INC
NEW EDGE	NEW EDGE NETWORK INC, d/b/a NEW EDGE NETWORKS
NEXTLINK	NEXTLINK LONG DISTANCE SERVICES, INC.
NG&O	NORTHERN GAS & OIL CO., INC.
NIGHTMUTE	NIGHTMUTE POWER PLANT
NIKOLAI	NIKOLAI, CITY OF
NIPC	NAPAKIAK IRCINAQ POWER COMPANY
NLDI	NUSHAGAK LONG DISTANCE, INC.
NLECI	NELSON LAGOON ELECTRIC COOPERATIVE, INC.
NLPE	NORTHERN LIGHTS POWER & ELECTRIC, INC.
NLT	N.L.T. WATER CO., INC.
NNGP	NORTH SLOPE BOROUGH d/b/a NUIQSUT NATURAL GAS PIPELINE
NNL	NAABIA NIIGN, LTD.
NOME	NOME JOINT UTILITY SYSTEMS
NORGASCO	NORGASCO, INC.
NORTH POLE	NORTH POLE UTILITY CITY OF NORTH POLE d/b/a
NORTHWEST	NORTHWEST COMMUNICATIONS, INC. AUTOMATED INFORMATION MGMT SYSTEMS d/b/a
NPLI	NORTHWAY POWER & LIGHT, INC.
NSB	NORTH SLOPE BOROUGH UTILITIES
NSBU	NORTH SLOPE BOROUGH UTILITIES
NSE	NORTH STAR ENTERPRISES
NSPL	NORTH SLOPE BOROUGH POWER & LIGHT SYSTEM NORTH SLOPE BOROUGH d/b/a
NTCI	NUSHAGAK TELEPHONE COOPERATIVE, INC.
NUI	NATIONAL UTILITIES, INC.
OCCI	ONE CALL COMMUNICATIONS, INC.
OCEAN VIEW	OCEAN VIEW WATER SYSTEM, INC.
OLIKTOK	OLIKTOK PIPELINE COMPANY
OMLIN	PAUL OMLIN, INC.
ONE CALL	ONE CALL COMMUNICATION, INC. d/b/a OPTICOM
OTZ	OTZ TELEPHONE COOPERATIVE, INC.
OTZ TELECO	OTZ TELECOMMUNICATIONS, INC.
OUZINKIE	OUZINKIE, CITY OF

OZZIE'S	OZZIE'S ARCADE & COFFEE SHOP
P CARNEY	CARNEY, PATRICK
PAC WEST	PAC WEST TELECOMM, INC
PAGU	PETROLANE-ALASKA GAS UTILITIES, INC.
PARACOM	PARACOM INCORPORATED
PALMER	PALMER, CITY OF
PATTERSON	PATTERSON, [EARL] SANITATION & REFUSE SERVICE, INC.
PAXSON	PAXSON LODGE, INC.
PCFC	PETERS CREEK FUEL CO.
PCI	PRUDHOE COMMUNICATIONS, INC.
PCSI	PENINSULA CELLULAR SERVICES, INC. MACTEL CELLULAR SYSTEM D/B/A
PCVI	PENINSULA CABLEVISION, INC.
PCWC	POTTER CREEK WATER COMPANY
PDS	PDS, INC.
PEDRO BAY	PEDRO BAY VILLAGE COUNCIL
PELCO	PELICAN UTILITY COMPANY
PERRYVILLE	PERRYVILLE ELECTRIC UTILITY
PETERSBURG	PETERSBURG, CITY OF
PHILLIPS	PHILLIPS ALASKA PIPELINE CORPORATION
PPCo	PHILLIPS PETROLEUM COMPANY
PILOT	PILOT POINT, CITY OF
PIONEER	PIONEER TELECOM, INC.
PLATINUM	PLATINUM, CITY OF
PORT HEIDE	PORT HEIDEN, CITY OF
PPC	PUVURNAQ POWER COMPANY
PPI	PERSONAL PAGE, INC.
PRCI	PRUDHOE REFUSE COMPANY, INC.
PRIME	PRIME CABLE OF ALASKA, L.P.
PSC	PENINSULA SANITATION COMPANY, INC. (div of Waste Management of Alaska, Inc.)
PSL	PETROLEUM SALES, LTD.
PSVR	PETRO STAR VALDEZ REFINERY
PTCA	PACIFIC TELECOM CELLULAR OF ALASKA
PTI	PACIFIC TELECOM, INC.
PUI	PUI ACQUISITION CORPORATION
QUEST	QUEST TELECOMMUNICATIONS, INC.
QUINTELCO	QUINTELCO, INC.
RAMPART	RAMPART VILLAGE COUNCIL

RANGEVIEW	RANGEVIEW UTILITIES
RAVEN	RAVEN REFUSE
RCI	RADIO COMMUNICATIONS, INC.
REGS	ALASKA PUBLIC UTILITIES COMMISSION REGULATIONS
RJL	RJL CELLULAR PARTNERSHIP ALASKA-3 CELLULAR, INC.
ROGERS	ROGERS CABLESYSTEMS OF ALASKA, INC.
RPIC	ROMIG PARK IMPROVEMENT COMPANY
RST	RAMSEY & SONS TRUCKING
RUBY	RUBY, CITY OF
RWUC	ROSS-WALKER UTILITY CORPORATION
SAL	SAL'S ENTERPRISES
SALMANTOF	SALMANTOF UTILITIES, INC.
SANDLAKE	SCOTT HEBERTSON & RANDY HESTAND D/B/A SANDLAKE SERVICES
SAXMAN	SAXMAN, CITY OF
SBCS	SOUTHWESTERN BELL COMMUNICATIONS SERVICES, INC. d/b/a SOUTHWESTERN BELL LONG DISTANCE d/b/a NEVADA BELL LONG DISTANCE d/b/a PACIFIC BELL LONG DISTANCE d/b/a SBC LONG DISTANCE
SCI	SUMMIT COMMUNICATIONS, INC.
SCRC	SOUTH CENTRAL RADAR & COMMUNICATIONS
SCUI	SOUTHCENTRAL UTILITIES, INC.
SDC	SOURDOUGH DISTRIBUTION COMPANY
SECURE	SECURE COMMUNICATIONS, INC.
SELDOVIA	SELDOVIA, CITY OF
SEMLOH	SEMLOH SUPPLY WELDON S. HOLMES d/b/a
SES	SMALL EARTH STATIONS
SEWARD	SEWARD, CITY OF
SHC	SPENARD HEIGHTS CORPORATION
SHELDON	SHELDON POINT ELECTRIC CO. SHELDON POINT, CITY OF d/b/a
SHORT STOP	SHORT STOP STORAGE D/B/A LINDA SUE WHITAKER
SHWS	SPENARD HEIGHTS WATER SYSTEM WAYNE CATES d/b/a
SITKA	SITKA, CITY AND BOROUGH OF
SKAGWAY	SKAGWAY, CITY OF
SLITC	ST. LAWRENCE ISLAND TELEPHONE CO.
SMARTALK	SMARTALK TELESERVICES, INC.
SNC	SHISHMAREF NATIVE CORPORATION
SNOWSHOE	SNOWSHOE WATER COMPANY B & J VENTURES, INC., d/b/a
SNTV	SKAGWAY NETWORK TELEVISION JACK W. BROWN d/b/a
SNYDER	SNYDER MERCANTILE ELECTRIC UTILITY KADASHAN BAY CORPORATION d/b/a

SOLDOTNA	SOLDOTNA, CITY OF
SONIC	SONIC CABLE TELEVISION OF ALASKA, INC.
SOUTHEAST	SOUTHEASTERN TELEPHONE COMPANY
SPRINT	SPRINT COMMUNICATIONS COMPANY L.P.
SS	SEWARD SERVICE HERMAN E. LEIRER d/b/a
SSSA	KETCHIKAN GATEWAY BOROUGH D/B/A SHOUP STREET SERVICE AREA
ST. GEORGE	ST. GEORGE, CITY OF
ST. PAUL	ST. PAUL, CITY OF
STANDARD	STANDARD OIL COMPANY
STAR	STAR SANITATION SERVICES, INC. (div of Waste Management of Alaska, Inc.)
STC	SITKA TELEPHONE COMPANY
STEVENS	STEVENS VILLAGE ENERGY SYSTEM
STEWART	STEWART, ROBERT LEE
STROHMEYER	STROHMEYER, CHESTER A. & MARY J.
STW	SKYTALKWEST
SU	SPENARD UTILITIES
SUC	SOUTHEAST UTILITIES COMPANY S&S DEVELOPMENT
SUI	SPENARD UTILITIES, INC.
SUMMIT	SUMMIT TELEPHONE COMPANY SUMMIT TELEPHONE & TELEGRAPH CO. OF ALASKA d/b/a
SUNNY	SUNNY SLOPES WATER SYSTEM THOMAS R. BREWER AND ROBERT T. GRIFFIN d/b/a
SUPERVISIO	SUPERVISION CABLE TV
SUSITNA	SUSITNA SANITATION COMPANY
SUTTON	SUTTON SANITATION SERVICE
SVM	SPEER VIRTUAL MEDIA, LTD.
SVTV	SKY-VU CABLE TV
SWISS CAST	SWISS CASTLE ESTATES WATER WORKS, RON ALLEVA d/b/a
T-HREA	TLINGIT-HAIDA REGIONAL ELECTRICAL AUTHORITY
TAKOTNA	TAKOTNA COMMUNITY ASSOCIATION, INC.
TAKU	TAKU OIL SALES, INC.
TALD	TELALASKA LONG DISTANCE, INC.
TALDI	TELALASKA LONG DISTANCE, INC. d/b/a TELALASKA
TANANA	TANANA POWER COMPANY
TATC	TRANS-ALASKA TELEPHONE COMPANY
TATITLEK	TATITLEK ELECTRIC UTILITY
TBPA	THOMAS BAY POWER AUTHORITY

TBTV	THORNE BAY COMMUNITY T.V., INC.
TCS	TELTRUST COMMUNICATIONS SERVICES, INC., d/b/a TELTRUST
TCSA	TUNTUTULIAK COMMUNITY SERVICES ASSOCIATION, INC.
TDX	TDX SAND POINT GENERATING, INC.
TECI	TANALIAN ELECTRIC COOPERATIVE, INC.
TELIDA	TELIDA VILLAGE UTILITY
TELLER	TELLER POWER COMPANY ROBERT & HELEN BLODGETT d/b/a
TENAKEE	TENAKEE SPRINGS ELECTRIC UTILITY, CITY OF TENAKEE SPRINGS d/b/a
TESORO	TESORO ALASKA PIPELINE COMPANY
TETLIN	TETLIN VILLAGE ENERGY SYSTEMS
THORNE BAY	THORNE BAY, CITY OF
TI	TULUKSAK TRADITIONAL POWER UTILITY
TLPC	TELLER LIGHT & POWER UTILITIES MRS. EDGAR TWEET d/b/a
TMUS	MUNICIPAL UTILITIES, TELCONNECT
TOLSONA	TOLSONA COMPANY
TON	TON SERVICES, INC.
TONGASS	TONGASS SANITATION, INC. (div of Waste Management of Alaska, Inc.)
TP&L	TONGASS POWER AND LIGHT COMPANY, LTD.; BRITISH COLUMBIA HYDRO AND POWER AUTHORITY
TPC	TANANA POWER COMPANY, INC.
TPU	TULKISARMUTE POWER UTILITY
TR	TALKEETNA REFUSE
TRASH TALK	ROBERT RICHARDS d/b/a TRASH TALK
TRILLIUM	TRILLIUM CORPORATION
TTC	TUNDRA TELEPHONE COMPANY, INC.
TTCO	THE TELEPHONE COMPANY
TTPC	TELLER TELEPHONE & POWER COMPANY, INC.
TUSA	TELEGLOBE USA, INC.
TYONEK	TYONEK, NATIVE VILLAGE OF
U.S. SOUTH	U.S. SOUTH COMMUNICATIONS, INC. D/B/A US SOUTH AND d/b/a INCOMM
UAF	UNIVERSITY OF ALASKA FAIRBANKS
UMNAK	UMNAK POWER COMPANY, THE NATIVE VILLAGE OF NIKOLSKI d/b/a
UNALASKA	UNALASKA, CITY OF
UNAT	UNITED NATIVE AMERICAN TELECOMMUNICATIONS, INC.
UNICOM	UNICOM, INC.
UNION	UNION ALASKA PIPELINE COMPANY
UNIVISTA	UNIVISTA, INC. TRANS TO FRONTIER CABLE

UNOCAL	UNOCAL PIPELINE COMPANY
UPC	UNGUSRAQ POWER COMPANY
USAN	UNITED STATE ADVANCED NETWORK, INC'S
USLD	U.S. LONG DISTANCE, INC.
USLDI	USLD COMMUNICATIONS, INC.
USWLD	JS WEST LONG DISTANCE, INC.
UUI	UNITED UTILITIES, INC.
VALDEZ.	VALDEZ, CITY OF
VATI	VALDEZ ALASKA TERMINALS, INC.
VCC	VILLAGE CABLE COMPANY, INC.
VCCO	VALLEY CONSTRUCTION COMPANY
VENETIE	VENETIE VILLAGE ELECTRIC
VOCALL	VOCALL COMMUNICATIONS CORP.
VRI	VALLEY REFUSE, INC.
VWCI	VALLEY WATER COMPANY, INC.
WAKEFIELD	WAKEFIELD FISHERIES
WALKER	WALKER, IRA E.
WASILLA	WASILLA, CITY OF
WCLCC	WILLIAMS COMMUNICATION, LLC
WMA	WASTE MANAGEMENT OF ALAKSA, INC. d/b/a ANDERSON, INC; ANCHORAGE REFUSE, INC; ARROW REFUSE, INC; PENINSULA SANITATION COMPANY, INC; STAR SANITATION SERVICES, INC; WASILLA REFUSE, INC; WILLIWAW SERVICES, INC. AND TONGASS SANITATION, INC.
WDI	WINCHESTER DEVELOPMENT, INC.
WEISNER	WEISNER TRADING CO.
WHITE MOUNTAIN	WHITE MOUNTAIN, CITY OF
WHITTIER	WHITTIER, CITY OF
WILTEL	WILTEL, INC.
WIN	WINSTAR
WRANGELL	WRANGELL, CITY OF
WRI	WASILLA REFUSE, INC. (div of Waste Management of Alaska, Inc.)
WSI	WILLIWAW SERVICES, INC. (div of Waste Management of Alaska, Inc.)
WTC	WHITTIER TELEPHONE COMPANY LAWRENCE H. PALMER D/B/A
WTG	WORLD TELECOM GROUP, INC.
WUCI	WESTERN UNION COMMUNICATIONS, INC.
YAKUTAT	YAKUTAT, CITY AND BOROUGH OF
YCV	YUKON CABLEVISION EDGAR M. FEARS d/b/a
YDS	YAKUTAT DISPOSAL SERVICE B.J. & L.D. ADAMS d/b/a

YLD	YUKON LONG DISTANCE COMPANY
YPI	YAKUTAT POWER INC.
YTC	YUKON TELEPHONE COMPANY, INC.
Z-TEL	Z-TEL COMMUNICATIONS, INC.
ZIPZAPS	ZIP ZAPS
Acronym	Company Name

<p>RCA home page</p> <p>Top of page</p> <p>Full table of contents</p> <p> Back</p> <p> Next</p>	<p>Questions or comments: Regulatory Commission of Alaska 701 W. 8th Avenue, Suite 300 Anchorage, Alaska 99501-3439 (907) 276-6222 / (800) 390-9732 or e-mail: rca@alaska.gov</p> <p>Feedback</p>
---	--

Areas Served by Certificated Utilities (A-F)



[A | B | C | D | E | F] [G | H | I | J | K | L] [M | N | O | P | Q | R] [S | T | U | V | W | X | Y]

AREA SERVED	ELECTRIC	GAS	LOCAL TELEPHONE	CABLE TV	REFUSE	WATER
Adak				ACV		
Akiok	AKHIOK		ACS-N			
Akiachak	AKIACHAK		UII			
Akiak			UII			
Akutan	AKUTAN		ACS-N			
Alakanuk	AVEC		UII			
Alatna	APC		ACS-N			
Aleknagik	NECI		NTCI			
Allakaket	APC		BTI			
Ambler	AVEC		OTZ			
Anaktuvuk Pass	NSPL		ASTAC		NSB	NSB
Anchor Point	HEA		ACS-N		PSC	
Anchorage	CHUGACH ML&P	ENSTAR	ACS-AN AFS AT&T-ALASCOM DSLnet GCI LEVEL 3 NEW EDGE	GCICI	ARI AWT CRI MOA RST	ALPAT AWWU PCWC RANGEVIEW RPIC SANDLAKE SCUI SHWS
Anderson	GVEA		MTA		LAUSEN'S	
Andreafsky	AVEC					
Angoon	T-HREA	AIGC	ACS-N			
Aniak	ALPC		BUSH-TELL	CABLE CO.	ADS	
Anivak	AVEC		BUSH-TELL			



Arctic Village			UUI			
Atka	AEC		ACS-N			
Atkasuk	NSPL		ASTAC		NSB	NSB
Atmautluak	AJU		UUI			
Barrow	BUECI	BUECI	GTE	ASRC	NSB	BUECI
Beaver	BEAVER		UUI			
Bethel	BUCI		ACS-N			BETHEL
Bettles	APC		BTI			
Big Lake	MEA	ENSTAR	MTA		AAE MACKENZIE RAVEN WRI VRI	
Birch Creek			UUI			
Birch Lake			ACS-N			
Birch Wood					FREEDOM	
Border City			ACS-N			
Brevig Mission	AVEC		MUKLUK			
Buckland	BUCKLAND		OTZ			
Candle			OTZ			
Cantwell	GVEA		MTA		LAUSEN'S	
Central	CENTRAL		UUI			
Chalkyitsik			UUI			
Chatanika	GVEA		SUMMIT			
Chatham			ACS-N			
Chefornak	NATERKAQ		UUI			
Chena Hot Springs			SUMMIT		INTERIOR	
Chevak	AVEC		UUI			
Chickaloon	MEA		MTA		VRI	
Chignik	CHIGNIK		ACS-N			
Chignik Lagoon			ACS-N			
Chignik Lake	CLEU		ACS-N			
Chilkat Valley	T-HREA					
Chiniak			ACS-N			

Chisana			ATC			
Chistochina			CVTC		CBSS	
Chitina	CEI		CVTC		CBSS	
Chuathbaluk	MKEC		UII			
Chugiak	MEA	ENSTAR	MTA	GCICI	ARI FREEDOM	AWWU EUI
Circle	CIRCLE		CT			
Circle Hot Springs			UII			
Clam Gulch	HEA		ACS-N		PSC	
Clarks Point			NTCI			
Clear			MTA		LAUSEN'S	
Cleary Summit'			SUMMIT			
Clover Pass	KETCHIKAN		KETCHIKAN			
Coffman Cove	APC		ACS-N	COFFMAN CO		
Cold Bay	G&K		ITC			
Coldfoot			SUMMIT			
College	GVEA		ACS-F	GCICI		CUC
Cooper Landing	CHUGACH		ITC		PSC	
Copper Center	CVEA		CVTC		CBSS	CVCC
Cordova	CECI	AIGC	CTCI	GCICI	CORDOVA	CORDOVA
Council			MUKLUK			
Craig	APC	AIGC	ATC			CRAIG
Crooked Creek	MKEC		BUSH-TELL			
Cube Cove			ACS-N			
Deadhorse/ Prudhoe Bay	AUI	NORGASCO	ASTAC		CES NSB	NSB
Deering	IEC		OTZ			
Delta Junction	GVEA		ACS-N	HCI	DELTA	
Dillingham	NECI		NTCI	NTCI	DRI	DILLINGHAM
Diomedes (Little)	DIOMEDE		MUKLUK			
Dot Lake	APC		ATC			
Douglas	AEL&P		ACS-AK	GCICI	ARROW	JUNEAU
Dutch Harbor	UNALASKA		ITC	EYECOM	WSI	UNALASKA

Eagle River	MEA	ENSTAR	MTA	GCICI	ARI FREEDOM	AWWU CUI DAWN EUI MUI
Eagle/Eagle Village	APC		NCTI			
Edna Bay			ATC			
Eek	AVEC		UII			
Egegik	CITY		ACS-N			CITY
Eielson AFB			ACS-AK	GCICI		
Eklutna	MEA	ENSTAR	MTA		FREEDOM	EUI
Ekuk			NTCI			
Ekwok			BBTC			
Elemendorf	ML&P					
Elfin Cove			ACS-N			
Elim	AVEC					
Emmonak	AVEC		UII			
English Bay	HEA		ACS-N			
Etolin Island			GTE			
Evansville	APC		BTI			
Fairbanks	GVEA	FNG	DSLnet ACS-F GCI LEVEL 3 NEW EDGE	GCICI	FAIRBANKS BARTLETT STAR TRASH TALK	CUC GHU VWCI
False Pass	FALSE PASS					
Fort Greely	GVEA			GCICI		
Fort Wainwright	GVEA		ACS-AK GCI	GCICI NEW EDGE		
Fort Yukon	GZUC		ITC			
Fort-Richardson	ML&P					
Fox	GVEA		ACS-F			
AREA SERVED	ELECTRIC	GAS	LOCAL TELEPHONE	CABLE TV	REFUSE	WATER

[A | B | C | D | E | F] [G | H | I | J | K | L] [M | N | O | P | Q | R] [S | T | U | V |

W | Y]

<p>RCA homepage Home page What's new  Back  Next</p>	<p>Questions or comments Regulatory Commission 701 W. 8th Avenue, Suite 300 Anchorage, Alaska 99501 (907) 276-5722 (800) 332-5732 e-mail: Feedback</p>
--	---

Regulatory Commission of Alaska

2001 Annual Report - Statistical Section

Areas Served by Certificated Utilities (G-L)



[A | B | C | D | E | F] [G | H | I | J | K | L] [M | N | O | P | Q | R] [S | T | U | V | W | Y]

AREA SERVED	ELECTRIC	GAS	LOCAL TELEPHONE	CABLE TV	REFUSE	WATER
Gakona	CVEA		CVTC		CBSS	
Galena	GALENA		ITC	EYECOM		GALENA
Gambell	AVEC		UUI	FCI		
Girdwood		ENSTAR	ACS-AN AT&T-ALASCOM GCI	ACC	PSC	AWWU
Glennallen	CVEA		CVTC		CBSS	CVCC
Golovin	GOLOVIN		MUKLUK			
Goodnews Bay	AVEC		UUI			
Grayling	AVEC		BUSH-TELL			
Gulkana	CVEA		CVTC			
Gustavus	GUSTAVUS		ACS-N			
Haines	APC	AIGC	GTE	EDDI	HSI	CCWSS HAINES
Halibut Cove	HEA		ACS-N			
Healy	GVEA		MTA	GCIC	LAUSEN'S	
Healy Lake	APC					
Hobart Bay			ACS-N			
Hollis	APC		ATC			
Holy Cross	AVEC		BUSH-TELL			
Homer	HEA		ACS-N	GCICI	PSC	HOMER
Hoonah	T-HREA			IITHCC		HOONAH
Hooper Bay	AVEC		UUI	FCI		
Hope	CHUGACH		ACS-AN AT&T-ALASCOM GCI		PSC	

Houston	MEA	ENSTAR	MTA		VRI		
Hughes	HPLC		ACS-N				
Huslia	AVEC		ACS-N				
Hydaburg	APC		ATC			HYDABURG	
Hyder			GTE				
Igiuig			BBTC				
Iliamna			ITC				
Indian/Bird	CHUGACH		ACS-AN AT&T-ALASCOM GCI		PSC		
Ivanof Bay			ACS-N				
Juneau	AEL&P	AIGC	ACS-AK GCI LEVEL 3 NEW EDGE	GCICI	ARROW	JI NEAU	
Kachemak	HEA		ACS-N	GCICI	PSC		
Kaguyak			ACS-N				
Kake	T-HREA	AIGC	ACS-N			KAKE	
Kaktovik	NSPL		ASTAC		NSB	NSB	
Kalifornsky	HEA		ACS-N		PSC		
Kalskag, Lower	AVEC		BUSH-TELL				
Kalskag, Upper	AVEC		BUSH-TELL				
Kaltag	AVEC		ACS-N				
Kantishna			MTA				
Karluk			ACS-N				
Kasaan	T-HREA		ACS-N				
Kasigluk/Akolmuit	AVEC		UII				
Kasilof	HEA		ACS-N		PSC		
Kazakof Bay			ACS-N				
Kenai	HEA	ENSTAR KENAI	ACS-N	GCICI	PSC	KENAI	
Kenny Lake	CVEA		CVTC				
Ketchikan	KETCHIKAN	AIGC	KETCHIKAN	GCICI	KETCHIKAN TONGASS	MPSA SSSA	K
Kiana	AVEC		OTZ				

King Cove	KING COVE		ITC	KCC		KING COVE
King Salmon	NEA		DBTC	BCI		
Kipnuk	KIPNUK		UII	FCI		
Kivalina	AVEC		OTZ			
Klawock	T-HREA	AIGC	ACS-N			KLAWOCK
Klawock Airport	APC		ACS-N			
Klukwan	T-HREA	AIGC	GTE			
Knik	MEA	ENSTAR	MTA		AAE RAVEN WRI VRI	
Kobuk	KOBUK		OTZ			
Kodiak	KEA KODIAK	AIGC	ACS-N	GCICI	KIB	KODIAK
Kokhanok			ACS-N			
Koliganek			DBTC			
Kongiganak	PPC		UII			
Kotlik	KOTLIK		UII	KOTLIK		
Kotzebue	KOTZEBUE		OTZ	GCICI		KMU
Koyuk	AVEC		MUKLUK			
Koyukuk			ACS-N			
Kwethluk	KK		UII			
Kwigillingok	KWIG		UII			
Lake Louise			CVTC		AAE CBSS WRI	
Lake Minchumina	SEMLOH		UII			
Larsen Bay	LARSEN BAY		ACS-N			
Levelock	LECI		BBTC			
Lime Village	LVTC		UII			
Livengood			UII			
Long Island			ACS-N			
AREA SERVED	ELECTRIC	GAS	LOCAL TELE- PHONE	CABLE TV	REFUSE	WATER

A | B | C | D | E | F | G | H | I | J | K | L | M | N | O | P | Q | R | S | T | U | V | W | X | Y

<p>RCA home page</p> <p>Home page</p> <p>Public Information</p> <p>Bad</p> <p>Next</p>	<p>Questions or comments?</p> <p>Regulatory Commission of Alaska</p> <p>701 W. 8th Avenue, Suite 400</p> <p>Anchorage, Alaska 99501</p> <p>(907) 261-2222 (800) 241-2222</p> <p>office mail</p> <p>Feedback</p>
--	--

Areas Served by Certificated Utilities (M-R)



[A | B | C | D | E | F] [G | H | I | J | K | L] [M | N | O | P | Q | R] [S | T | U | V | W | Y]

AREA SERVED	ELECTRIC	GAS	LOCAL TELEPHONE	CABLE TV	REFUSE	WATER
Manley Hot Springs	MANLEY		UII			
Manokotak	MPC		NTCI			
Marshall	AVEC		UII			
McCarthy			CVTC			
McGrath	MLPC		GTE	MBC	MTR	MCGRATH
McKinley Park	GVEA		MTA		LAUSEN'S	
Mentasta	APC		CVTC		CBSS	
Merkoryuk	AVEC		UII			
Meshik			ACS-N			
Metlakatla		AIGC	GTE			
Meyers Chuck			ATC			
Minto	AVEC		UII			
Moose Pass	CHUGACH		GTE		PSC	
Mount Edgcumbe	SITKA		ACS-N		SITKA	SITKA
Mountain Village	AVEC		UII	VCC		
Naknek	NEA		BBTC	BCI	PATTERSON	
Napakiaik	NIPC		UII			
Napaskiak	NAPASKIAK		UII			
Narrow Cape	KEA					
Naukati	APC		ATC			
Nelchina	CVEA		CVTC			
Nelson Lagoon	NLECI		ACS-N			
Nenana	GVEA		ACS-N	HCI	LAUSEN'S	NENANA

New Chenega Bay			UII				
New Stuyahok	AVEC		BBTC				
Newhalen			ITC				
Newtok	UPC		UII				
Nightmute	AVEC		UII				
Nikiski	HEA	ENSTAR	ACS-N	GCICI	PSC	MCGAHAN	
Nikolaevski			ACS-N				
Nikolai			UII				
Nikolski	UMNAK		ACS-N				
Ninilchik	HEA		ACS-N		PSC		
Noatak	AVEC		OTZ				
Nome	NOME		GTE	GCICI	ANDERSEN	NOME	
Nondalton			ACS-N				
Noorvik	AVEC		OTZ				
North Pole	GVEA		ACS-N		STAR	NORTH POLE	N
Northway	APC		ACS-N		NNL		
Nuiqsut	NSPL		ASTAC		NSB	NSB	
Nulato			ACS-N				
Nunapitchuk			UII				
Old Harbor			ACS-N				
Oscarville			UII				
Ouzinkie			ACS-N	ICTV			
Palmer	MEA	ENSTAR	MTA	ROGERS	MAT-SU PALMER WRI	EAGLE	
Paxson			CVTC		CBSS		
Pedro Bay			ACS-N				
Pelican	KAKE TRIBA		ACS-N			KAKE TRIBA	
Perryville			ACS-N				
Peters Creek	MEA	ENSTAR	MTA	GCICI	ARI FREEDOM		
Petersburg	PETERSBURG	AIGC	GTE	GCICI	PETERSBURG	PETERSBURG	PE
Petersville			MTA				
Pilot Point			ACS-N				

Pilot Station	AVEC		UII			
Pitkas Point	AVEC		UII			
Platinum			UII			
Point Baker			ACS-N			
Point Hope	NSPL		ASTAC		NSB	NSB
Point Lay	NSPL		ASTAC		NSB	NSB
Point MacKenzie			MTA		MACKENZIE	
Port Alexander			ACS-N			
Port Alsworth	TECI		ACS-N			
Port Graham	HEA		ACS-N			
Port Heiden	PORT HEIDE					
Port Lions	KEA		ITC	EYECOM		
Port Moller	KEA		ACS-N			
Port Protection			ACS-N			
Portage Creek			ACS-N			
Quinhagak	AVEC		UII	FCI		
Rampart	WEISNER		UII			
Red Devil	MKEC		BUSH-TELL			
Ruby	RUBY		YTC	SUPERVISION		
Russian Mission	AVEC		UII			
AREA SERVED	ELECTRIC	GAS	LOCAL TELEPHONE	CABLE TV	RF USE	WATER

[A | B | C | D | E | F | G | H | I | J | K | L | M | N | O | P | Q | R | S | T | U | V | W | X | Y]

RCA home page Top of page Viewable contents  Back  Next	Questions or comments? Regulatory Commission of Alaska 701 W. 8th Avenue, Suite 300 Anchorage, Alaska 99501-3169 (907) 276-6222 / (800) 390-2782 or e-mail: Feedback
---	---

Areas Served by Certificated Utilities (S-Z)



[A | B | C | D | E | F] [G | H | I | J | K | L] [M | N | O | P | Q | R] [S | T | U | V | W | Y]

AREA SERVED	ELECTRIC	GAS	LOCAL TELEPHONE	CABLE TV	REFUSE	WATER	
Saint George	ST. GEORGE		ACS-N				
Saint Marys	AVEC		UUI	FCI			
Saint Michael	AVEC		MUKLUK				
Saint Paul	ST. PAUL		ACS-11			ST. PAUL	
Salamatof	HEA		ACS-N	GCICI	PSC		
Sand Point	TDX		ITC				
Savoonga	AVEC		UUI	FCI			
Saxman	KETCHIKAN		KETCHIKAN			SAXMAN	S
Scammon Bay	AVEC		UUI				
Selawik	AVEC		OTZ				
Seldovia	HEA		ACS-N			SELDOVIA	S
Seward	SEWARD		GTE	GCICI	SEWARD	SEWARD	S
Shageluk	AVEC		BUSH-TELL				
Shaktoolik	AVEC		MUKLUK				
Sheldon Point	SHELDON		UUI				
Shishmaref	AVEC		MUKLUK	SNC			
Shungnak	AVEC		OTZ				
Sitka	SITKA	AIGC	ACS-N	GCICI	SITKA	SITKA	
Skagway	APC	AIGC	ATC	EDDI	SKACWAY		S
Slana			CVTC				
Slectmute	MKEC		BUSH-TELL				
Soldotna	HEA	ENSTAR	ACS-N	GCICI	PSC	SOLDOTNA	S
Squaw Harbor			ITC				
Stebbins	AVEC		MUKLUK				
Sterling	HEA	ENSTAR	ACS-N	GCICI	PSC		


Stevens Village			UII				
Stony River	MKEC		BUSH-TELL				
Sutton	MEA		MTA		AAE WRI VRI		
Takotna	TAKOTNA		UII				
Talkeetna	MEA		MTA		AAE TR WRI	MAT-SU	
Tanacross	APC		ATC				
Tanana	TFC		YTC	SUPERVISION			
Tatitlek	TATITLEK		CVTC				
Telida			UII				
Teller	TELLER		MUKLUK				
Tenakee Springs	TENAKEE		ACS-N				
Tetlin	APC		ATC				
Thorne Bay	APC		ACS-N	TBTV	THORNE BAY	THORNE BAY	
Togiak	AVEC		UII	FCI			
Tok	APC		ATC		J. D. REFU		
Toksook Bay	AVEC		UII	FCI			
Tuluksak			UII				
Tuntutuliak	TCSA		UII				
Tununak	AVEC		UII	FCI			
Twin Hills			UII				
Tyonek	CHUGACH		MTA		BESI		
Unalakleet	MEA		GTE	FCI			
Unalaska	UNALASKA		ITC	EYECOM	WSI	UNALASKA	U
Valdez	CVEA	AIGC	CVTC		VATI	VALDEZ	
Venetie			UII				
Wainwright	NSPL		ASTAC		NSB	NSB	
Wales	AVEC		MUKLUK				
Ward Cove	KETCHIKAN		KETCHIKAN				
Wasilla	MEA	ENSTAR	MTA	ROGERS	ALMA MACKENZIE	NLT SWISS CAST	T

					RAVEN WRI VRI	TRILLIUM WASILLA	
Whale Pass			ATC				
White Mountain			MUKLUK				
Whittier	CHUGACH	ENSTAR	YTC	SUPERVISION		WHITTIER	
Willow	MEA		MTA		WRI		
Wiseman			SUMMIT				
Women's Bay	KEA		ACS-N	ICTV			
Wrangell	WRANGELL	AIGC	GTE	GCICI		WRANGELL	W
Yakutat	YAKUTAT	AIGC	ACS-N		G&C	YAKUTAT	
AREA SERVED	ELECTRIC	GAS	LOCAL TELEPHONE	CABLE TV	REFUSE	WATER	

[A | B | C | D | E | F | G | H | I | J | K | L | M | N | O | P | Q | R | S | T | U | V | W | Y]

RCA home page Top of page Table of contents Back Next	Questions or comments? Regulatory Commission of Alaska 701 W. 8th Avenue, Suite 300 Anchorage, Alaska 99501-3469 (907)-271-6222 / (800)-390-2782 or e-mail: <input type="text"/>
	<input type="button" value="Feedback"/>

Regulatory Commission of Alaska

2001 Annual Report - Statistical
SectionFinancial Information for Fully
Regulated Utilities

Prepared by Chris D. Smith

1997-2000

NET PLANT	1997	1998**	1999	2000
Cable TV ***	Not Reported	\$ 6,751,000	\$ 6,232,000	\$ 6,574,000
Electric	\$ 1,242,009,668	\$ 1,233,579,201	1,307,506,511	1,361,572,213
Gas	175,911,880	179,757,326	180,458,522	186,650,434
Refuse	5,917,998	6,638,960	5,998,254	3,072,122
Steam Heat	Not Reported	Not Reported	1,776,628	7,991,033
Telephone*	567,861,977	417,024,290	660,653,316	651,649,748
Wastewater	71,855,340	97,823,582	103,568,947	84,272,842
Water	105,282,243	153,698,530	162,073,055	125,579,941
TOTAL NET PLANT	\$ 2,168,839,106	\$ 2,095,272,889	\$ 2,428,267,233	\$ 2,427,362,533
GROSS REVENUE				
Cable TV ***	Not Reported	\$ 5,372,000	\$ 5,811,000	\$ 6,189,000
Electric	\$ 494,552,901	504,513,606	513,714,260	525,626,713
Gas	103,593,238	100,865,752	110,451,278	99,580,257
Refuse	27,406,533	26,633,726	20,292,002	19,112,436
Steam Heat	Not Reported	Not Reported	1,414,788	1,540,413
Telephone*	364,155,676	235,846,988	142,796,701	359,345,786
Wastewater	23,261,062	31,473,874	32,343,760	32,518,942
Water	28,065,048	35,647,884	35,503,989	36,029,727
TOTAL GROSS REVENUE	\$ 1,041,034,458	\$ 940,353,830	\$ 862,327,778	\$ 1,079,943,274
NET INCOME				
Cable TV ***	Not Reported	\$ 784,000	\$ 972,000	\$ 981,000

Electric	\$ 34,172,311	41,455,886	42,773,482	36,904,719
Gas	15,225,745	15,710,652	18,010,521	3,789,246
Refuse	342,787	2,817,821	3,885,765	2,632,125
Steam Heat	Not Reported	Not Reported	(2,796,173)	(1,492,060)
Telephone*	39,852,785	24,105,402	12,090,083	23,955,056
Wastewater	3,312,073	4,067,810	5,016,028	4,988,554
Water	3,770,571	6,224,657	208,994	6,811,516
TOTAL NET INCOME	\$ 96,676,272	\$ 95,166,228	\$ 80,160,700	\$ 83,570,156

CUSTOMERS

Cable TV ***	Not Reported	9,420	7,822	8,130
Electric	214,522	218,621	225,821	229,306
Gas	94,000	98,220	99,285	103,728
Refuse	49,904	52,116	50,359	51,160
Steam Heat	Not Reported	Not Reported	124	135
Telephone*	140,293	222,221	118,660	592,815
Wastewater	48,782	57,364	62,949	59,219
Water	49,584	58,212	60,586	60,292

* Local Exchange Carriers only. Excludes wholesale customers of intrastate inter-exchange carriers in order to prevent double-counting and telephone utilities that filed information with the Commission as confidential.

** 1998 totals incorrectly reported in 1999 annual report.

*** Cable TV utilities are not regulated by the Regulatory Commission of Alaska as to rates and services with the exception of GCI Cable/Juneau, Inc., which is rate regulated for basic tier channels.

RCA home page Top of page Table of contents Back Next	Questions or comments? Regulatory Commission of Alaska 701 W. 8th Avenue, Suite 300 Anchorage, Alaska 99501-3469 (907)-276-6222 / (800)-390-2782 or e-mail Feedback
---	---

Regulatory Commission of Alaska

2001 Annual Report - Statistical
Section

**Rate Changes Granted
Pipeline Carriers**

Prepared by Chris D. Smith

Carrier		Requested	Granted
Amerada Hess Pipeline Corporation (TAPS)* (Dockets P-94-1, P-97-4, P-97-6, and P-97-7)			
North Pole	Increase	36.84% ¹	36.84% ²
Petro Star	Increase	33.60% ¹	33.60% ²
Valdez	Increase	33.33% ¹	33.33% ²
BP Pipelines (Alaska) Inc. (TAPS)* (Dockets P-94-1, P-97-4, P-97-6, and P-97-7)			
North Pole	Increase	27.33% ¹	27.33% ²
Petro Star	Increase	35.91% ¹	35.91% ²
Valdez	Increase	35.63% ¹	35.63% ²
BP Transportation (Alaska) INC. (Badami Pipeline) (Docket P-00-1)			
	Increase	89.12% ¹	89.12% ²
Cook Inlet Pipeline Company (P-92-5)			
	Decrease	3.43% ¹	3.43% ²
Endicott Pipeline Company (Docket P-00-2)			
Endicott Main Production Island	Decrease	2.44% ¹	2.44% ²
Exxon Pipeline Company (TAPS)*			

(Dockets P-94-1, P-97-4, P-97-6, and P-97-7)

North Pole	Increase	10.61% ¹	10.61% ²
Petro Star	Increase	11.56% ¹	11.56% ²
Valdez	Increase	11.49% ¹	11.49% ²

Golden Valley Electric Association, Inc.
(TL 13-305)

Increase	53.59% ¹	53.59% ¹
----------	---------------------	---------------------

**Milne Point Pipeline
Company**

(Docket P-00-3)

Decrease	25.53% ¹	25.53% ²
----------	---------------------	---------------------

Oliktok Pipeline Company
(TL 15-334)

NGL Transmission Service

Decrease	27.27% ²	27.27% ²
----------	---------------------	---------------------

**Phillips Transportation Alaska, Inc. (f/k/a
ARCO)**

(Dockets P-94-1, P-97-4, P-97-6, and P-97-7)

North Pole	Increase	28.16% ¹	28.16% ²
Petro Star	Increase	29.29% ¹	29.29% ²
Valdez	Increase	29.54% ¹	29.54% ²

**Phillips Alaska Pipeline Corporation
(TAPS)***

(Dockets P-94-1, P-97-4, P-97-6, and P-97-7)

North Pole	Increase	13.20% ¹	13.20% ²
Petro Star	Increase	13.84% ¹	13.84% ²
Valdez	Increase	13.44% ¹	13.44% ²

**Unocal Pipeline Company
(TAPS)***

(Dockets P-94-1, P-97-4, P-97-6, and P-97-7)

North Pole	Increase	30.43% ¹	30.43% ²
Petro Star	Increase	31.65% ¹	31.65% ²
Valdez	Increase	31.88% ¹	31.88% ²

**Williams Alaska Pipeline Company,
L.L.C.**

(Dockets P-94-1, P-97-4, P-97-6, and P-97-7)

North Pole	Increase	15.05% ¹	15.05% ²
Petro Star	Increase	15.61% ¹	15.61% ²
Valdez	Increase	15.56% ¹	15.56% ²

* Trans Alaska Pipeline System

¹ Permanent

² Interim & Refundable

RCA home page	Questions or comments? Regulatory Commission of Alaska 701 West Eight Avenue, Suite 300 Anchorage, Alaska 99501-3469 (907) 276-6222 / (800) 390-2782 or e-mail
top of page	
table of contents	
Back	
Next	Feedback

Regulatory Commission of Alaska

2001 Annual Report - Statistical
SectionRate Changes Granted
Regulated Utilities

Prepared by Chris D. Smith

Utility	No. of Customers		Requested	Granted
Alaska Communications Systems				
Digital Subscriber Services (Docket U-00-144) ACS-AK	Unknown	Increase	25.03% ¹	25.03% ²
(Docket U-00-145) ACS-N		Increase	24.95% ¹	24.95% ²
(Docket U-00-153) ACS-F		Increase	26.22% ¹	26.22% ²
Alaska Electric Light and Power Company				
(Docket U-97-245) AEL&P	14,765			
Residential - Energy Charge Winter/Summer		Increase	4.06% / 4.12% ¹	4.06% / 4.12% ¹
Small Commercial - Energy Charge Winter/Summer		Increase	4.08% / 4.11% ¹	4.08% / 4.11% ¹
Small Commercial (with demand) Energy Charge Winter/Summer		Increase	4.06% / 4.12% ¹	4.06% / 4.12% ¹
Small Commercial (with demand) - Demand Charge Winter/Summer		Increase	4.02% / 4.11% ¹	4.02% / 4.11% ¹
Large Commercial - Energy Charge Winter/Summer		Increase	3.96% / 4.00% ¹	3.96% / 4.00% ¹
Large Commercial - Demand Charge Winter/Summer		Increase	4.05% / 3.99% ¹	4.05% / 3.99% ¹
Manufacturing - Energy Charge Winter/Summer		Increase	4.11% / 4.07% ¹	4.11% / 4.07% ¹
Manufacturing - Demand Charge Winter/Summer		Increase	4.01% / 3.99% ¹	4.01% / 3.99% ¹
Street Lights -		Decrease	4.33% /	4.33% /

Winter/Summer			4.33% ¹	4.33% ¹
Off-Peak Service - Energy Charge Winter/Summer	Increase		4.06% / 4.06% ¹	4.06% / 4.06% ¹
Residential Heat Pump Services - Energy Charge Winter/Summer	Increase		4.06% / 4.06% ¹	4.06% / 4.06% ¹
Residential Heat Pump Services - Demand Charge Winter/Summer	Increase		4.06% / 4.06% ¹	4.06% / 4.06% ¹
Juneau Ready Mix - Energy Charge Winter/Summer	Increase		4.06% / 4.06% ¹	4.06% / 4.06% ¹

Anchorage Wastewater Utility

TA83-126	50,952	Decrease	2.75% ¹	2.75% ¹
----------	--------	----------	--------------------	--------------------

Aurora Energy, LLC

(Docket U-97-044)	135	Decrease	30.00% ¹	30.00% ²
-------------------	-----	----------	---------------------	---------------------

Bettles Telephone Inc.

(Docket U-00-96)	190			
------------------	-----	--	--	--

Bettles Exchange

Business		Decrease	7.37% ¹	7.37% ¹
----------	--	----------	--------------------	--------------------

Residential		Decrease	12.67% ¹	12.67% ¹
-------------	--	----------	---------------------	---------------------

Allakaket Exchange

Business		Decrease	7.37% ¹	7.37% ¹
----------	--	----------	--------------------	--------------------

Residential		Decrease	12.67% ¹	12.67% ¹
-------------	--	----------	---------------------	---------------------

Black Bear Lake Hydro, Inc.

(Docket U-99-125)		Wholesale Decrease	1.52% ¹	1.52% ¹
-------------------	--	--------------------	--------------------	--------------------

Enstar Natural Gas Company

TA116-4	103,522			
---------	---------	--	--	--

Residential		Increase	20.80% ¹	20.80% ¹
-------------	--	----------	---------------------	---------------------

Small Commercial	Increase	22.50% ¹	22.50% ¹
Large Commercial	Increase	26.20% ¹	26.20% ¹

GCI Cable, Inc. (Juneau)

TA16-156	8,130 Decrease	35.31% ¹	35.31% ¹
----------	----------------	---------------------	---------------------

Matanuska Telephone Association, Inc.

(Docket U-00-028)

59,777

Residential Eagle River/Chugiak	Decrease	2.17% ¹	2.17% ²
Residential All Other	Increase	11.57% ¹	11.57% ²

Tanana Power Company

(Docket U-99-11)

177

Residential Rate Schedule 1

First 200 kWh	Increase	6.63% ¹	6.63% ¹
Next 200 kWh	Increase	6.67% ¹	6.67% ¹
Over 400 kWh	Increase	6.69% ¹	6.69% ¹
Minimum Charge 60 kWh	Increase	6.64% ¹	6.64% ¹
Commercial Rate Schedule 2			
First 10,000 kWh	Increase	6.73% ¹	6.73% ¹
Next 10,000 kWh	Increase	6.73% ¹	6.73% ¹
Over 20,000 kWh	Increase	6.77% ¹	6.77% ¹
Minimum Charge 276 kWh	Increase	6.73% ¹	6.73% ¹
Street Lights Rate Schedule 4			
Based on 63 kWh/Month	Increase	6.72% ¹	6.72% ¹
Commercial Rate Schedule 5			
First 10,000 kWh	Increase	6.80% ¹	6.80% ¹
Next 10,000 kWh	Increase	6.91% ¹	6.91% ¹
Over 20,000 kWh	Increase	7.00% ¹	7.00% ¹
Minimum Charge 1,301 kWh	Increase	6.82% ¹	6.82% ¹

Trillium Corporation, Inc.

TA11-258

135 Increase	200.00% ¹	200.00% ¹
--------------	----------------------	----------------------

* Rate changes shown for electric utilities are for basic energy charges only and do not include cost of power adjustments.

¹ Permanent change requested and/or granted.

² Interim & Refundable change requested and/or granted

The banner contains the following text and links:

- [RCA homepage](#)
- [Repro page](#)
- [Available contents](#)
- [Back](#)
- [Next](#)
- [Questions or comments?](#)
- [Regulatory Commission of Alaska](#)
- [701 West Eighth Avenue, Suite 510](#)
- [Anchorage, Alaska 99501-3460](#)
- [\(907\) 276-6022](#)
- [\(907\) 276-6022](#)
- [off-mail](#)
- [Feedback](#)

Electric Utilities Certificated

*** AKHIOK, CITY OF (AKHIOK)**

Provides service to Akhiok

*** AKIACHAK NATIVE COMMUNITY ELECTRIC COMPANY (ANCEC)**

Provides service to Akiachak

*** AKUTAN, CITY OF (AKUTAN)**

Provides service to Akutan

ALASKA ELECTRIC GENERATION & TRANSMISSION COOPERATIVE, INC. (AEG&T)

Provides service to Wholesale Customers

ALASKA ELECTRIC LIGHT & POWER COMPANY (AEL&P)

Provides service to Douglas, Juneau

*** ALASKA INDUSTRIAL DEVELOPMENT & EXPORT AUTHORITY (AIDEA)**

Provides service to Wholesale Customers, Wholesale Customers

ALASKA POWER COMPANY (APC)

Provides service to Alaina, Allakaket, Bettles, Coffman Cove, Craig, Dot Lake, Eagle/Eagle Village, Evansville, Haines, Healy Lake, Hollis, Hydaburg, Klawock Airport, Mentasta, Naukati, Northway, Skagway, Tanacross, Tetlin, Thorne Bay, Tok

*** ALASKA VILLAGE ELECTRIC COOPERATIVE, INC. (AVEC)**

Provides service to Alakanuk, Ambler, Andreafsky, Anivak, Brevig Mission, Chevak, Eek, Elim, Emmonak, Gambell, Goodnews Bay, Grayling, Holy Cross, Hooper Bay, Huslia, Kalskag, Lower, Kalskag, Upper, Kaltag, Kaltag, Kasigluk/Akolmuit, Kiana, Kivalina, Koyuk, Marshall, Merkoryuk, Minto, Mountain Village, New Stuyahok, Nightmute, Noatak, Noorvik, Pilot Station, Pitkas Point, Quinhagak, Russian Mission, Saint Marys, Saint Michael, Savoonga, Scammon Bay, Selawik, Shageluk, Shaktoolik, Shishmaref, Shungnak, Stebbins, Togiak, Toksook Bay, Tununak, Wales

*** ANDREANOF ELECTRIC CORP. (AEC)**

Provides service to Atka

ANIAC LIGHT AND POWER COMPANY, INC. (ALPC)

Provides service to Aniak

ARCTIC UTILITIES, INC. (AUI)

Provides service to Deadhorse/Prudhoe Bay

*** ATMAUTLUAK JOINT UTILITIES (AJU)**

Provides service to Atmautluak

AURORA ENERGY, LLC (AURORA ENE)

Provides service to Wholesale Customers

*** BARROW UTILITIES AND ELECTRIC COOPERATIVE, INC. (BUECI)**

Provides service to Barrow

BBL HYDRO, INC. (BBL)

Provides service to Wholesale Customers

*** BEAVER VILLAGE ELECTRICAL UTILITY (BEAVER)**

Provides service to Beaver

BETHEL UTILITIES CORPORATION, INC. (BUCI)

Provides service to Bethel

*** BUCKLAND, CITY OF (BUCKLAND)**

Provides service to Buckland

CENTRAL ELECTRIC, INC. (CENTRAL)

Provides service to Central

CHIGNIK LAKE ELECTRIC UTILITY, INC. (CLEU)

Provides service to Chignik Lake

*** CHIGNIK, CITY OF (CHIGNIK)**

Provides service to Chignik

*** CHITINA ELECTRIC, INC. (CEI)**

Provides service to Chitina

CHUGACH ELECTRIC ASSOCIATION, INC. (CHUGACH)

Provides service to Anchorage, Cooper Landing, Hope, Indian/Bird, Moose Pass, Tyonek, Whittier

*** CIRCLE ELECTRIC, RICHARD HUTCHINSON, D/B/A (CIRCLE)**

Provides service to Circle

*** COPPER VALLEY ELECTRIC ASSOCIATION, INC. (CVEA)**

Provides service to Copper Center, Gakona, Glennallen, Gulkana, Kenny Lake, Nelchina, Valdez

*** CORDOVA ELECTRIC COOPERATIVE, INC. (CECI)**

Provides service to Cordova

*** DIOMEDE JOINT UTILITIES (DIOMEDE)**

Provides service to Diomedes (Little)

*** EGEGIK, CITY OF (CITY)**

Provides service to Egegik

*** FALSE PASS, CITY OF (FALSE PASS)**

Provides service to False Pass

G & K, INC. (G&K)

Provides service to Cold Bay

*** GALENA, CITY OF (GALENA)**

Provides service to Galena

GOAT LAKE HYDRO, INC. (GLH)

Provides service to Wholesale Customers

GOLDEN VALLEY ELECTRIC ASSOCIATION, INC. (GVEA)

Provides service to Anderson, Cantwell, Chatanika, College, Delta Junction, Fairbanks, Fort Greely, Fort Wainwright, Fox, Healy, McKinley Park, Nenana, North Pole

*** GOLOVIN, CITY OF (GOLOVIN)**

Provides service to Golovin

GWITCHYAA ZHEE UTILITY COMPANY (GZUC)

Provides service to Fort Yukon

HOMER ELECTRIC ASSOCIATION, INC. (HEA)

Provides service to Anchor Point, Clam Gulch, English Bay, Halibut Cove, Homer, Kachemak, Kalifornsky, Kasilof, Kenai, Nikiski, Ninilchik, Port Graham, Salamatof, Seldovia, Soldotna, Sterling

*** HUGHES POWER & LIGHT COMPANY (HPLC)**

Provides service to Hughes

*** IPNATCHIAQ ELECTRIC COMPANY (IEC)**

Provides service to Deering

KAKE TRIBAL CORPORATION (KAKE TRIBA)

Provides service to Pelican

*** KETCHIKAN, CITY OF (KETCHIKAN)**

Provides service to Clover Pass, Ketchikan, Saxman, Ward Cove

*** KING COVE, CITY OF (KING COVE)**

Provides service to King Cove

KIPNUK LIGHT PLANT (KIPNUK)

Provides service to Kipnuk

*** KOBUK, CITY OF (KOBUK)**

Provides service to Kobuk

*** KODIAK, CITY OF (KODIAK)**

Provides service to Kodiak

KODIAK ELECTRIC ASSOCIATION, INC. (KEA)

Provides service to Kodiak, Narrow Cape, Port Lions, Port Moller, Women's Bay

*** KOTLIK, CITY OF (KOTLIK)**

Provides service to Kotlik

*** KOTZEBUE ELECTRIC ASSOCIATION, INC. (KOTZEBUE)**

Provides service to Kotzebue

*** KWETHLUK, INC. KUIGGLUUM KALLUGVIA D/B/A (KK)**

Provides service to Kwethluk

*** KWIG POWER COMPANY (KWIG)**

Provides service to Kwigillingok

*** LARSEN BAY ELECTRIC (LARSEN BAY)**

Provides service to Larsen Bay

*** LEVELOCK ELECTRIC COOPERATIVE, INC. (LECI)**

Provides service to Levelock

LIME VILLAGE TRADITIONAL COUNCIL (LVTC)

Provides service to Lime Village

MANLEY UTILITY COMPANY, INC. (MANLEY)

Provides service to Manley Hot Springs

*** MANOKOTAK POWER COMPANY (MPC)**

Provides service to Manokotak

MATANUSKA ELECTRIC ASSOCIATION, INC. (MEA)

Provides service to Big Lake, Chickaloon, Chugiak, Eagle River, Eklutna, Houston, Knik, Palmer, Peters Creek, Sutton, Talkeetna, Unalakleet, Wasilla, Willow

MCGRATH LIGHT & POWER CO. (MLPC)

Provides service to McGrath

MIDDLE KUSKOKWIM ELECTRIC COOPERATIVE., INC. (MKEC)

Provides service to Chuathbaluk, Crooked Creek, Red Devil, Sleetmute, Stony River

**MUNICIPAL LIGHT & POWER DEPARTMENT, MUNICIPALITY OF ANCHORAGE
D/B/A (ML&P)**

Provides service to Anchorage, Elemendorf, Fort-Richardson

*** NAKNEK ELECTRIC ASSOCIATION, INC. (NEA)**

Provides service to King Salmon, Naknek

NAPAKIAK IRCINAQ POWER COMPANY (NIPC)

Provides service to Napakiak

*** NAPASKIAK, CITY OF d/b/a NAPASKIAK UTILITY (NAPASKIAK)**

Provides service to Napaskiak

*** NATERKAQ LIGHT PLANT (NATERKAQ)**

Provides service to Chefornak

*** NELSON LAGOON ELECTRIC COOPERATIVE, INC. (NLECI)**

Provides service to Nelson Lagoon

*** NOME JOINT UTILITY SYSTEMS (NOME)**

Provides service to Nome

*** NORTH SLOPE BOROUGH POWER & LIGHT SYSTEM NORTH SLOPE BOROUGH
D/B/A (NSPL)**

Provides service to Anaktuvuk Pass, Atkasuk, Kaktovik, Nuiqsut, Point Hope, Point Lay, Wainwright

*** NUSHAGAK ELECTRIC COOPERATIVE, INC. (NECI)**

Provides service to Aleknagik, Dillingham

*** PETERSBURG, CITY OF (PETERSBURG)**

Provides service to Petersburg

*** PORT HEIDEN, CITY OF (PORT HEIDE)**

Provides service to Port Heiden

**** PUVURNAQ POWER COMPANY (PPC)**

Provides service to Kongiganak

*** RUBY, CITY OF (RUBY)**

Provides service to Ruby

*** SEMLOH SUPPLY WELDON S. HOLMES D/B/A (SEMLOH)**

Provides service to Lake Minchumina

*** SEWARD, CITY OF (SEWARD)**

Provides service to Seward

*** SHELDON POINT ELECTRIC CO. SHELDON POINT, CITY OF D/B/A (SHELDON)**

Provides service to Sheldon Point

*** SITKA, CITY AND BOROUGH OF (SITKA)**

ST. GEORGE, CITY OF (ST. GEORGE)

Provides service to Saint George, Provides service to Mount Edgecumbe, Sitka

*** ST. PAUL, CITY OF (ST. PAUL)**

Provides service to Saint Paul

*** TAKOTNA COMMUNITY ASSOCIATION, INC. (TAKOTNA)**

Provides service to Takotna

*** TANALIAN ELECTRIC COOPERATIVE, INC. (TECI)**

Provides service to Port Alsworth

TANANA POWER COMPANY, INC. (TPC)

Provides service to Tanana

TATITLEK ELECTRIC UTILITY (TATITLEK)

Provides service to Tatitlek

TDX SAND POINT GENERATING, INC. (TDX)

Provides service to Sand Point

TELLER POWER COMPANY (TELLER)

Provides service to Teller

*** TENAKEE SPRINGS ELECTRIC UTILITY, CITY OF TENAKEE SPRINGS D/B/A (TENAKEE)**

Provides service to Tenakee Springs

*** TLINGIT-HAIDA REGIONAL ELECTRICAL AUTHORITY (T-HREA)**

Provides service to Angoon, Chilkat Valley, Hoonah, Kake, Kasaan, Klawock, and Klukwan

**** TUNTUTULIAK COMMUNITY SERVICES ASSOCIATION, INC. (TCSA)**

Provides service to Tuntutuliak

*** UMNAK POWER COMPANY, THE NATIVE VILLAGE OF NIKOLSKI D/B/A (UMNAK)**

Provides service to Nikolski

*** UNALASKA, CITY OF (UNALASKA)**

Provides service to Dutch Harbor, Unalaska

*** UNGUSRAQ POWER COMPANY (UPC)**

Provides service to Newtok

*** WEISNER TRADING CO. (WEISNEP)**

Provides service to Rampart

*** WRANGELL, CITY OF (WRANGELL)**



Provides service to Wrangell

*** YAKUTAT, CITY AND BOROUGH OF (YAKUTAT)**

Provides service to Yakutat

*Not regulated by the Regulatory Commission of Alaska as to rates and service.

** Not regulated by the Regulatory Commission of Alaska as to rates.

RCA home page Top of page Available contents  Back  Next	Question or comment Regulatory Commission of Alaska 701 W 34th Avenue, Suite 100 Anchorage, Alaska 99501-1001 (907) 276-1828 E-mail Feedback
--	--

B 7

Regulatory Commission of Alaska

2001 Annual Report - Statistical
Section**Electric Utilities -
Gross Operating Revenues**

Prepared by Chris D. Smith

2000 Calendar Year

Revenues¹

Utility	Net Plant	Gross Revenue	Net Income	Customers
Gross Operating Revenue \$5,000,000 or Greater				
Alaska Electric Generation & Transmission Cooperative, Inc.	\$ 42,909,445	\$ 23,681,660	\$ 852,257	1
Alaska Electric Light & Power Company	47,972,543	25,341,335	4,105,191	14,765
Alaska Power Company (APC)	28,443,524	12,927,744	666,709	5,698
Aurora Energy, LLC.	7,991,033	5,572,844	(1,640,865)	1
Bethel Utilities Corporation, Inc.	3,455,280	8,973,915	727,759	2,325
Chugach Electric Association, Inc.	469,154,875	158,541,114	9,679,778	70,039
Golden Valley Electric Association, Inc.	196,801,848	84,233,353	5,374,817	36,922
Homer Electric Association, Inc.	91,732,495	38,830,946	1,828,916	23,314
Kodiak Electric Association, Inc.	54,919,139	20,790,524	506,645	5,763
Matanuska Electric Association, Inc.	118,906,375	51,248,644	4,356,201	38,776
Municipal Light & Power Dept., Municipality of Anchorage d/b/a	264,186,212	80,330,391	9,232,213	29,915

Subtotal	\$ 1,326,472,769	\$ 510,472,470	\$ 35,689,621	227,519
----------	------------------	----------------	---------------	---------

Gross Operating Revenue Greater Than \$1,500,000 but Less Than \$5,000,000

Arctic Utilities, Inc. ²	\$1,527,139	\$4,185,519	(\$128,318)	55
Goat Lake Hydro, Inc.	16,268,411	2,168,687	463,088	1
Subtotal	\$ 17,795,550	\$ 6,354,206	\$ 334,770	56

Gross Operating Revenue Greater Than \$500,000 but Less Than \$1,500,000



Aniak Light & Power Company, Inc. ³	\$ 1,235,883	\$ 974,380	\$ 58,829	213
BBL Hydro, Inc.	9,220,832	1,438,593	145,752	1
Egegik Light & Power G & K, Inc.	Not Reported	Not Reported	Not Reported	Not Reported
Gustavus Electric Inc.	1,228,393	1,263,185	49,221	100
Gwitchyaa Zhee Utility Company ⁴	Not Reported	Not Reported	Not Reported	Not Reported
McGrath Light & Power Company ²	543,972	795,495	94,658	Not Reported
Middle Kuskokwim Electric Cooperative, Inc.	1,177,347	1,102,695	25,896	232
TDX-Stand Point Generating, Inc. ⁵	1,335,834	602,448	(9,415)	181
Tanana Power Company, Inc.	1,107,165	1,141,730	480,098	471
Subtotal	583,151	661,511	73,103	177
Subtotal	\$ 16,432,577	\$ 7,980,037	\$ 918,142	1,375

Gross Operating Revenue Less Than \$500,000

Chignik Lake Electric Utility	Not Reported	Not Reported	Not Reported	Not Reported
Far North Utilities, Inc.	\$ 155,741	\$ 269,108	\$ 2,830	133
Kipnuk Light Plant	Not Reported	Not Reported	Not Reported	Not Reported
Lime Village Electric	447,846	44,495	(27,229)	21

Company				
Manley Utility Company, Inc.	222,367	166,807	5,275	84
Napakiak Ircinaq Power Company ⁶	45,363	339,590	(18,690)	118
Pelican Utility District a/d/o Kake Tribal Corp. ⁷	Not Reported	Not Reported	Not Reported	Not Reported
Tatitlek Electric Utility	Not Reported	Not Reported	Not Reported	Not Reported
Teller Power Company, Inc.	Not Reported	Not Reported	Not Reported	Not Reported
Subtotal	\$ 871,317	\$ 820,000	\$ (37,814)	356
Total	\$1,361,572,213	\$525,626,713	\$36,904,719	229,306

1. Revenue classes per 3 AAC 48.277.
2. Information presented for year ending 9/30/00.
3. Information presented for year ending 6/30/00.
4. Information presented for year ending 4/30/00.
5. Information presented for year ending 11/30/00.
6. Information presented for year ending 10/31/00.
7. Utility reported kWh sales in its Regulatory Cost Charge report dated 12/31/00.

<p>RCA home page</p> <p>top of page</p> <p>table of contents</p> <p> Back</p> <p> Next</p>	<p>Questions or comments?</p> <p>Regulatory Commission of Alaska</p> <p>701 W. 8th Avenue, Suite 301</p> <p>Anchorage, Alaska 99501-3461</p> <p>(907) 276-6222 / (800) 590-2782</p> <p>or e-mail</p> <p>Feedback</p>
--	--

Regulatory Commission of Alaska

2001 Annual Report - Statistical
Section**Regulated Electric Utilities -
2000 Kilowatt-Hour Sales**

Prepared by Chris D. Smith

2000 Calendar Year

	Kilowatt-Hours Sold		
	Residential	Commercial and Other ⁷	Total
Alaska Electric Generation & Transmission, Inc.	-	477,275,000	477,275,000
Alaska Electric Light & Power Company	129,701,000	172,129,000	301,830,000
Alaska Power Company (APC)	20,629,948	42,588,084	63,218,032
Aniak Light & Power Company, Inc. ¹	973,851	1,247,679	2,221,530
Arctic Utilities, Inc. ²	-	-	25,498,284
Aurora Energy, LLC.	-	146,773,000	146,773,000
BBL Hydro, Inc.	-	21,621,600	21,621,600
Bethel Utilities Corporation, Inc.	9,620,973	29,422,644	39,043,617
Chignik Lake Electric Utility	Not Reported	Not Reported	Not Reported
Chugach Electric Association, Inc.	509,799,000	1,899,290,000	2,409,089,000
Egegik Light & Power	Not Reported	Not Reported	Not Reported
Far North Utilities, Inc.	216,589	393,049	609,638
G & K, Inc.	464,609	2,847,973	3,312,582
Gaot Lake Hydro, Inc.	-	17,998,747	17,998,747
Golden Valley Electric Association, Inc.	276,707,000	775,403,000	1,052,110,000
Gustavus Electric, Inc.	Not Reported	Not Reported	Not Reported
Gwitchyaa Zhee Utility Company ³	-	-	2,602,000
Homer Electric Association, Inc.	152,758,000	286,898,000	439,656,000
Kipnuk Light Plant	Not Reported	Not Reported	Not Reported
Kodiak Electric Association, Inc.	30,586,000	93,993,000	124,579,000
Lime Village Electric Company	22,081	28,816	50,897
Manley Utility Company, Inc.	117,847	111,834	229,681
Matanuska Electric Association, Inc.	319,247,000	198,709,000	517,956,000
McGrath Light & Power Co. ²	871,667	1,884,851	2,756,518

Middle Kuskokwim Electric Cooperative, Inc.	450,244	398,580	848,824
Municipal Light & Power Municipality of Anchorage d/b/a	148,289,000	902,428,000	1,050,717,000
Napakiak Ircinaq Power Company ⁵	377,763	270,618	648,381
Pelican Utility District ado Kake Tribal Corp. ⁶	Not Reported	Not Reported	2,018,260
TDX-Stand Point Generating, Inc. ⁴	1,405,070	2,137,969	3,543,039
Tanana Power Company, Inc.	481,458	835,170	1,316,628
Tatitlek Electric Utility	Not Reported	Not Reported	Not Reported
Teller Power Company, Inc.	Not Reported	Not Reported	Not Reported
Napakiak Ircinaq Power Company			
TOTAL	1,602,719,100	5,074,685,614	6,707,523,258

¹ Information presented for year ending 6/30/00.

² Information presented for year ending 9/30/00.



³ Information presented for year ending 4/30/00.

⁴ Information presented for year ending 11/30/00.

⁵ Information presented for year ending 10/31/00.

⁶ Utility reported kWh sales in its Regulatory Cost Charge report dated 12/31/00.

⁷ Kilowatt-Hours Sold Commercial and Other, includes sales for resale.

RCA home page Top of page Available page contents  Back  Next	Questions or comments? Regulatory Commission of Alaska 701 W. 8th Avenue, Suite 300 Anchorage, Alaska 99501-3467 (907) 276-6222 / (800) 390-2732 or e-mail Feedback
---	--

Regulatory Commission of Alaska

2001 Annual Report - Statistical Section

Electric Rates - Sample Monthly Residential

Prepared by Jennifer Meiwes

As of June 30, 2001

Community		100 kWh	500 kWh	750 kWh	Util
Alatna	Monthly Bill	57.40	245.73	363.43	Ala
	PCE Credit	23.68	118.40	165.76	
	Customer Bill	33.72	127.33	197.67	
Allakaket*	Monthly Bill	57.40	245.73	363.43	Ala
	PCE Credit	23.68	118.40	165.76	
	Customer Bill	33.72	127.33	197.67	
Anchorage	Monthly Bill	16.51	57.55	83.21	Ch
	PCE Credit	-	-	-	
	Customer Bill	16.51	57.55	83.21	
Anchorage	Monthly Bill	14.65	47.02	67.25	Mu
	PCE Credit	-	-	-	
	Customer Bill	14.65	487.02	67.25	
Aniak	Monthly Bill	50.27	239.78	353.89	Ani Inc
	PCE Credit	19.33	96.65	135.31	
	Customer Bill	30.94	143.13	218.58	
Bethel	Monthly Bill	34.42	145.51	214.94	Bet
	PCE Credit	9.45	47.25	66.15	
	Customer Bill	24.97	98.26	148.76	
Bettles	Monthly Bill	50.72	212.33	313.33	Ala
	PCE Credit	18.99	94.95	132.93	
	Customer Bill	31.73	117.38	180.40	

Central	Monthly Bill	44.90	224.51	336.76	Far
	PCE Credit	18.02	90.10	126.14	
	Customer Bill	26.88	134.41	210.62	
Chauthbaluk	Monthly Bill	84.03	360.16	532.74	Mid Co
	PCE Credit	28.47	142.35	199.29	
	Customer Bill	55.56	217.81	333.45	
Chignik L	Monthly Bill	52.88	244.40	364.10	Chi
	PCE Credit	22.49	112.45	157.43	
	Customer Bill	30.39	131.95	206.67	
Chistochina	Monthly Bill	49.41	205.78	303.51	Ala
	PCE Credit	18.07	90.35	126.49	
	Customer Bill	31.34	115.43	177.02	
Chugiak	Monthly Bill	16.33	59.07	85.78	Mat Inc.
	PCE Credit	-	-	-	
	Customer Bill	16.33	59.07	85.78	
Coffman Cove	Monthly Bill	42.48	171.13	251.53	Ala
	PCE Credit	13.08	65.40	91.56	
	Customer Bill	29.40	105.73	159.97	
Cold Bay	Monthly Bill	56.39	231.96	314.69	G &
	PCE Credit	22.26	111.30	155.82	
	Customer Bill	34.13	120.66	185.87	
Craig	Monthly Bill	28.45	100.98	146.31	Ala
	PCE Credit	3.75	18.75	26.25	
	Customer Bill	24.70	82.23	120.06	
Crooked Creek	Monthly Bill	84.03	360.13	532.74	Mid Co
	PCE Credit	28.47	142.35	199.29	
	Customer Bill	55.56	217.81	333.45	

Delta Junction	Monthly Bill	19.46	57.28	76.55	Gol Ass
	PCE Credit	-	-	-	
	Customer Bill	19.46	57.28	76.55	
Douglas	Monthly Bill	17.87	55.36	78.79	Ala Co
	PCE Credit	-	-	-	
	Customer Bill	17.87	55.36	78.79	
Eagle	Monthly Bill	48.03	198.88	293.16	Ala
	PCE Credit	17.10	85.50	119.70	
	Customer Bill	30.93	113.38	173.46	
Eagle River	Monthly Bill	16.33	59.07	85.78	Mat Inc.
	PCE Credit	-	-	-	
	Customer Bill	16.33	59.07	85.78	
Egegik	Monthly Bill	55.00	275.00	412.50	Eg
	PCE Credit	21.03	105.15	147.21	
	Customer Bill	33.97	169.85	265.29	
Fairbanks	Monthly Bill	19.46	57.28	76.55	Gol Ass
	PCE Credit	-	-	-	
	Customer Bill	19.46	57.28	76.55	
Ft. Yukon	Monthly Bill	44.81	164.11	219.92	Gwi
	PCE Credit	10.77	53.85	75.39	
	Customer Bill	34.03	110.26	144.53	
Gustavus	Monthly Bill	66.52	284.61	420.91	Gu
	PCE Credit	28.47	142.35	199.29	
	Customer Bill	38.05	142.26	221.62	
Haines	Monthly Bill	27.95	98.48	142.56	Ala
	PCE Credit	3.46	17.30	24.22	
	Customer Bill	24.49	81.18	118.34	
Halibut Cove	Monthly Bill	21.04	61.21	87.27	Ho

	PCE Credit	-	-	-	
	Customer Bill	21.04	61.21	87.27	
Healy	Monthly Bill	19.46	57.28	76.55	Gol
	PCE Credit	-	-	-	Ass
	Customer Bill	19.46	57.28	76.55	
Healy Lake	Monthly Bill	49.87	208.08	306.96	Ala
	PCE Credit	18.39	91.95	128.73	
	Customer Bill	31.48	116.13	178.23	
Hollis	Monthly Bill	28.45	100.98	146.31	Ala
	PCE Credit	3.75	18.75	26.25	
	Customer Bill	24.70	82.23	120.06	
Homer	Monthly Bill	20.75	59.77	84.16	Ho
	PCE Credit	-	-	-	
	Customer Bill	20.75	59.77	84.16	
Hope	Monthly Bill	16.51	57.55	83.21	Ch
	PCE Credit	-	-	-	
	Customer Bill	16.51	57.55	83.21	
Hydaburg	Monthly Bill	28.45	100.98	146.31	Ala
	PCE Credit	3.75	18.75	26.25	
	Customer Bill	24.70	82.23	120.06	
Juneau	Monthly Bill	17.87	55.36	78.79	Ala
	PCE Credit	-	-	-	Co
	Customer Bill	17.87	55.36	78.79	
Kenai	Monthly Bill	20.75	59.77	84.16	Ho
	PCE Credit	-	-	-	
	Customer Bill	20.75	59.77	84.16	
Kipnuk	Monthly Bill	27.51	137.56	206.34	Kip
	PCE Credit	8.20	41.00	57.40	
	Customer Bill	19.31	96.56	148.94	



Kodiak	Monthly Bill	22.53	82.66	120.24	Ko
	PCE Credit	-	-	-	
	Customer Bill	22.53	82.66	120.24	
Lime Village	Monthly Bill	80.00	400.00		Lim
	PCE Credit	28.47	142.35		
	Customer Bill	51.53	257.65		
Manley	Monthly Bill	80.44	322.21	473.31	Ma
	PCE Credit	35.40	177.00	247.80	
	Customer Bill	45.04	145.21	225.51	
McGrath	Monthly Bill	38.67	181.86	265.29	Mc
	PCE Credit	15.63	78.15	109.41	
	Customer Bill	23.04	103.71	155.88	
Mentasta	Monthly Bill	50.25	211.33	311.83	Ala
	PCE Credit	18.85	94.25	131.95	
	Customer Bill	31.67	117.08	179.88	
Moose Pass	Monthly Bill	16.51	57.55	83.21	Ch
	PCE Credit	-	-	-	
	Customer Bill	16.51	57.55	83.21	
Napakiak	Monthly Bill	61.45	307.26	460.89	Na
	PCE Credit	28.47	142.35	199.29	
	Customer Bill	32.98	164.91	261.60	
Naukati	Monthly Bill	41.20	164.73	241.93	Ala
	PCE Credit	12.18	60.90	85.26	
	Customer Bill	29.02	103.83	156.67	
Nenana	Monthly Bill	19.46	57.28	76.55	Gol Ass
	PCE Credit	-	-	-	
	Customer Bill	19.46	57.28	76.55	
Ninilchik	Monthly Bill	20.75	59.77	84.16	Ho
	PCE Credit	-	-	-	
	Customer Bill	20.75	59.77	84.16	

North Pole	Monthly Bill	19.46	57.28	76.55	Gol Ass
	PCE Credit	-	-	-	
	Customer Bill	19.46	57.28	76.55	
Northway	Monthly Bill	47.91	198.28	292.26	Ala
	PCE Credit	17.01	85.05	119.07	
	Customer Bill	30.90	113.23	173.19	
Palmer	Monthly Bill	16.33	59.07	85.78	Mat Inc.
	PCE Credit	-	-	-	
	Customer Bill	16.33	59.07	85.78	
Port Graham	Monthly Bill	21.04	61.21	87.27	Ho
	PCE Credit	-	-	-	
	Customer Bill	21.04	61.21	87.27	
Port Lions	Monthly Bill	22.53	82.66	120.24	Ko
	PCE Credit	-	-	-	
	Customer Bill	22.53	82.66	120.24	
Red Devil	Monthly Bill	84.03	360.16	532.74	Mid Co
	PCE Credit	28.47	142.35	199.29	
	Customer Bill	55.56	217.81	333.45	
Sand Point	Monthly Bill	42.55	185.08	274.16	Sa
	PCE Credit	16.44	82.20	115.08	
	Customer Bill	26.11	102.88	159.08	
Seldovia	Monthly Bill	21.04	61.21	87.27	Ho
	PCE Credit	-	-	-	
	Customer Bill	21.04	61.21	87.27	
Skagway	Monthly Bill	27.95	98.48	142.56	Ala
	PCE Credit	3.46	17.30	24.22	
	Customer Bill	24.49	81.18	118.34	
Sleetmute	Monthly Bill	84.03	360.16	532.74	Mid

	PCE Credit	28.47	142.35	199.29	Co
	Customer Bill	55.56	217.81	333.45	
Soldotna	Monthly Bill	20.75	59.77	84.16	Ho
	PCE Credit	-	-	-	
	Customer Bill	20.75	59.77	84.16	
Sterling	Monthly Bill	20.75	59.77	84.16	Ho
	PCE Credit	-	-	-	
	Customer Bill	20.75	59.77	84.16	
Stony River	Monthly Bill	84.03	360.16	532.74	Mid
	PCE Credit	28.47	142.35	199.29	Co
	Customer Bill	55.56	217.81	333.45	
Talkeetna	Monthly Bill	16.33	59.07	85.78	Mat Inc.
	PCE Credit	-	-	-	
	Customer Bill	16.33	59.07	85.78	
Tanana	Monthly Bill	61.48	293.14	427.24	Tan
	PCE Credit	29.47	147.35	206.29	
	Customer Bill	32.01	145.79	220.95	
Tatitlek	Monthly Bill	27.23	136.15	204.23	Tati
	PCE Credit	8.32	41.60	58.24	
	Customer Bill	18.91	94.55	145.99	
Teller	Monthly Bill	54.89	274.46	411.69	Tell
	PCE Credit	28.47	142.35	199.29	
	Customer Bill	26.42	132.11	212.40	
Tetlin	Monthly Bill	52.11	219.28	323.76	Ala
	PCE Credit	19.97	99.85	139.79	
	Customer Bill	32.14	119.43	183.97	
Tok	Monthly Bill	34.77	132.58	193.71	Ala
	PCE Credit	7.87	39.35	55.09	
	Customer Bill	26.90	93.23	138.62	

Unalakleet	Monthly Bill	30.93	138.66	205.99	Mat Inc.
	PCE Credit	8.67	43.35	60.69	
	Customer Bill	22.26	95.31	145.30	
Wasilla	Monthly Bill	16.33	59.07	85.78	Mat Inc.
	PCE Credit	-	-	-	
	Customer Bill	16.33	59.07	85.78	
Whale Pass	Monthly Bill	44.41	180.78	266.01	Ala
	PCE Credit	14.44	72.20	101.08	
	Customer Bill	29.97	108.58	164.93	
Whittier	Monthly Bill	16.51	57.55	83.21	Ch
	PCE Credit	-	-	-	
	Customer Bill	16.51	57.55	83.21	
Willow	Monthly Bill	16.33	59.07	85.78	Mat Inc.
	PCE Credit	-	-	-	
	Customer Bill	16.33	59.07	85.78	

NOTE: The contents of this page was revised on March 2, 2002.

RCA home page Top of page Visible content  Back  Next	Questions or comments? Regulatory Commission of Alaska 701 W. 8th Avenue, Suite 300 Anchorage, Alaska 99501-3469 (907) 276-6222 / (800) 396-2782 or e-mail Feedback
---	---

Regulatory Commission of Alaska

2001 Annual Report - Statistical
Section

Power Cost Equalization

Prepared by Chris D. Smith

Power Cost Equalization (PCE) is a program under which the State of Alaska pays a portion of the electric bills for consumers served by utilities participating in the program. Participation in the PCE program is limited by statute to utilities meeting certain requirements. For example, during 1984 a utility must have used diesel-fired generators to produce more than 75 percent of the electric consumption of the utility; and, if a utility served a single community, its 1983 residential sales eligible for PCE could not have exceeded 7,500,000 kilowatt-hours (kWh). The Commission sets the PCE amount (cents/kWh) applicable to each utility participant's billings, regardless of whether the utility is otherwise subject to the Commission's economic regulation. The PCE amount varies according to the utility's rates and its costs of producing electricity. In most cases, the PCE per kWh is the same for all the customers of a utility, but it may vary by rate schedule. Generally, PCE reduces the effective rate per kWh up to 500 kWhs per month per customer.

Customers designated as "community facilities" are eligible for PCE credit for actual consumption up to 70 kWh per month for each resident of the community. Community facilities' PCE credit is calculated in the aggregate for each community served by the utility. For example, if a utility served one community with a population of 150 and two community facilities, those two community facilities together would be entitled to PCE for their total consumption up to 10,500 kWh per month. $(150 \times 70) = 10,500$ kWh maximum. The chart below shows the utilities participating in the PCE program as of June 30, 2001, and the PCE amount applicable to their residential customer billings.

<u>UTILITY</u>	<u>PCE Participant</u>	<u>COMMUNITY</u>	<u>PCE Amount</u> (¢/kWh)
* Akhiok, City of		AKHIOK	19.61
* Akiachak Native Community Electric Co.		AKIACHAK	17.55
** Akiak, City of		AKIAK	14.72
* Akutan, City of		AKUTAN	18.68
Alaska Power Company		ALATNA	29.45

ALLAKAKET	29.45
BETTLES	23.61
CHISTOCHINA	22.46
COFFMAN COVE	16.27
CRAIG	4.67
DOT LAKE	10.64
EAGLE	21.26
EAGLE VILLAGE	21.26
EVANSVILLE	23.61
HAINES	4.30
HEALY LAKE	22.86
HOLLIS	4.67
HYDABURG	4.67
KLAWOCK	4.67
MENTASTA	23.43
NAUKATI	15.15
NORTHWAY	21.15
SKAGWAY	4.30
TETLIN	24.82
TOK	9.79
WHALE PASS	17.95
ALAKANUK	20.88
AMBLER	27.31
ANVIK	23.79
BREVIG MISSION	23.47
CHEVAK	21.49
EEK	23.68
ELIM	22.54
EMMONAK	21.22
GAMBELL	25.03
GOODNEWS BAY	25.61
GRAYLING	23.08
HOLY CROSS	23.40
HOOPER BAY	22.56
HUSLIA	26.25
KALTAG	24.38

* Alaska Village Electric
Cooperative

KASIGLUK	21.11
KIANA	26.89
KIVALINA	23.99
KOYUK	21.44
LOWER KALSKAG	22.03
MARSHALL	21.07
MEKORYUK	21.91
MINTO	23.94
MT. VILLAGE	20.11
NEW STUYAHOK	23.83
NIGHTMUTE	28.29
NOATAK	20.87
NOORVIK	25.82
NULATO	23.18
NUNAPITCHUK	21.11
OLD HARBOR	28.23
PILOT STATION	21.63
PITKAS POINT	21.82
QUINHAGAK	24.11
RUSSIAN MISSION	23.32
SAVOONGA	24.66
SCAMMON BAY	22.93
SELAWIK	25.73
SHAGELUK	24.33
SHAKTOOLIK	21.41
SHISHMAREF	24.42
SHUNGNAK	27.69
ST. MARY'S	21.82
ST. MICHAEL	21.31
STEBBINS	22.08
TOGIAK	22.50
TOKSOOK BAY	24.59
TUNUNAK	23.46
UPPER KALSKAG	22.03
WALES	24.59
KARLUK	35.40

* Alutiiq Power Company

* —	Andreanof Electric Corporation	ATKA	21.35
	Aniak Light and Power	ANIAK	24.04
* —	Atmautluak Joint Utilities	ATMAUTLUAK	13.28
* —	Beaver Joint Utilities Electric	BEAVER	25.76
	Bethel Utilities Corporation	BETHEL	11.75
		OSCARVILLE	11.75
* —	Buckland, City of	BUCKLAND	6.00
** —	Chalkyitsik Village Energy Systems	CHALKYITSIK	32.04
** —	Chenega Bay IRA Village Council	CHENEGA BAY	12.53
** —	Chignik Lagoon Power Utility Board	CHIGNIK LAGOON	9.76
	Chignik Lake Electric Utility	CHIGNIK LAKE	27.96
* —	Chignik, City of	CHIGNIK	17.63
* —	Chitina Electric, Inc.	CHITINA	18.38
* —	Circle Electric, Inc	CIRCLE	22.42
** —	Clarks Point, City of	CLARKS POINT	23.26
* —	Cordova Electric Cooperative	CORDOVA	9.75
		EYAK	9.75
* —	Diomedea Joint Utilities	DIOMEDE	22.12
	Egegik Light & Power Co.	EGEGIK	26.15
** —	Ekwok, City of	EKWOK	19.60
** —	Elfin Cove Electric Utility	ELFIN COVE	6.48
* —	False Pass Electric Association	FASLE PASS	11.09
	Far North Utilities	CENTRAL	22.41
		CIRCLE HOT SPRINGS	22.41
	G&K, Inc.	COLD BAY	27.68
* —	Galena, City of	GALENA	10.54
* —	Golovin, City of	GOLOVIN	19.52
	Gustavus Electric Co.	GUSTAVUS	35.40
	Gwitchyaa Zhee Utilities	FORT YUKON	13.39
* —	Hughes, City of	HUGHES	27.08
** —	Igiugig Electric Company	IGIUGIG	18.35
* —	I-N-N Electric Coop.	ILIAMNA	32.10
		NEWHALEN	32.10
		NONDALTON	32.10

* —	Ipnatchiaq Electric Company	DEERING	22.72
* —	King Cove, City of	KING COVE	6.00
	Kipnuk Light Plant	KIPNUK	10.19
* —	Kobuk Valley Electric Coop.	KOBUK	29.38
** —	Kokhanok Village Council Electric Utility	KOKHANOK BAY	25.35
** —	Koliganek Village Council	KOLIGANEK	20.57
* —	Kotlik Electric Service	KOTLIK	16.56
* —	Kotzebue Electric Association	KOTZEBUE	8.29
** —	Koyukuk, City of	KOYUKUK	11.34
* —	Kwethluk, Inc.	KWETHLUK	14.47
* —	Kwig Power Co.	KWIGILLINGOK	23.57
* —	Larsen Bay Utility Company	LARSEN BAY	17.86
* —	Levelock Electric Coop. Lime Village Manley Utility Company	LEVELOCK LIME VILLAGE MANLEY HOT SPR.	28.48 35.40 35.40
* —	Manokotak Power Co. McGrath Light & Power Middle Kuskokwim Electric Cooperative, Inc.	MANOKOTAK MCGRATH CHUATHBALUK CROOKED CREEK RED DEVIL SLEETMUTE STONY RIVER KING SALMON	18.14 19.44 35.40 35.40 35.40 35.40 35.40 7.49
* —	Naknek Electric Association, Inc.	NAKNEK SOUTH NAKNEK	7.49 7.49
	Napakiak Ircinraq Power Company	NAPAKIAK	35.40
** —	Napaskiak Electric Utility	NAPASKIAK	28.72
* —	Naterkaq Light Plant	CHEFORNAK	16.06
* —	Nelson Lagoon Electrical Coop.	NELSON LAGOON	27.26
* —	Nikolai Light & Power Utility	NIKOLAI	22.26
* —	Nome Joint Utility Systems	NOME	3.81
* —	North Slope Borough Power & Light	ANAKTUVUK PASS	2.76

	ATQASUK	2.76
	KAKTOVIK	1.04
	NUIQSUT	2.76
	POINT HOPE	1.04
	POINT LAY	2.76
	WAINWRIGHT	1.04
* —	Nunam Iqua Electric Company	SHELDON POINT 20.56
* —	Nushagak Electric Cooperative	ALEKNAGIK 7.33
* —	Ouzinkie, City of	DILLINGHAM 7.33
** —	Pedro Bay Village Council-Electric	OUZINKIE 16.25
** —	Perryville Electric Utility	PEDRO BAY 29.97
* —	Pilot Point Electrical Utility	PERRYVILLE 14.29
** —	Platinum, City of	PILOT POINT 15.62
* —	Port Heiden, City of	PLATINUM 34.66
* —	Puvurna Power Co.	PORT HEIDEN 8.98
* —	Ruby, City of	KONGIGANAK 16.04
	Sand Point Electric Co.	RUBY 20.35
* —	St. George, City of	SAND POINT 20.44
* —	St. Paul Municipal Electric Utility	ST. GEORGE 15.71
* —	Takotna Community Association Utilities	ST. PAUL 13.19
* —	Tanalian Electric Cooperative	TAKOTNA 15.41
	Tanana Power Co.	PORT ALSWORTH 18.27
	Tatitlek Electric Utility	TANANA 29.47
	Teller Power Co.	TATITLEK 10.34
* —	Tenakee Springs Electric Utility	TELLER 35.40
* —	Thorne Bay (City of) Electrical Utility	TENAKEE SPRINGS 16.00
* —	Tlingit-Haida Regional Electrical Authority	THORNE BAY 7.42
		ANGOON 19.77
		CHILKAT VALLEY 19.77
		HOONAH 19.77
		KAKE 19.77
		KASAAN 19.77
		KLUKWAN 19.77
** —	Tuluksak Traditional Power Utility	TULUKSAK 17.83

* _	Tuntutuliak Community Services Assn.	TUNUTULIAK	20.23
* _	Twin Hills Village Council	TWIN HILLS	23.58
* _	Umnak Power Co.	NIKOLSKI	25.76
* _	Unalakleet Valley Electric Cooperative	UNALAKLEET	10.78
* _	Unalaska (City of) Electric Utility	UNALASKA	5.26
* _	Ungusraq Power Co.	NEWTOK	24.26
** _	Venetie Village Electric	VENETIE	13.03
* _	White Mountain, City of	WHITE MOUNTAIN	16.32
* _	Yakutat, City of	YAKUTAT	10.58

* Not regulated by RCA as to rates and service.

** Not certificated or regulated by RCA.

<p>RCA Home Page</p> <p>Site Information</p> <p>Available Documents</p> <p>Back</p> <p>Next</p>	<p>Questions or comments?</p> <p>Regulatory Commission of Alaska</p> <p>701 North Avenue, Suite 410</p> <p>Anchorage, Alaska 99501-3465</p> <p>(907) 276-6222 or (800) 391-2222</p> <p>or e-mail</p> <p>Feedback</p>
---	---

Gas Utilities Certificated

ALASKA INTRASTATE GAS COMPANY (AIGC)¹

Phase I: Juneau, Ketchikan, and Sitka (Service required by July 1, 2001)

Phase II: Cordova, Craig, Klawock, Kodiak, Petersburg, Valdez, and Wrangell (Service Required by July 1, 2005)

Phase III: Angoon, Haines, Kake, Klukwan, Metlakatla, Skagway, and Yakutat (Service Required by July 1, 2010)

ALASKA PIPELINE COMPANY (A DIVISION OF SEMCO)

* BARROW UTILITIES AND ELECTRIC COOPERATIVE, INC. (BUECI)

Provides service to Barrow

BELUGA PIPE LINE COMPANY (BELUGA)

Provides service to Wholesale Customers

ENSTAR NATURAL GAS COMPANY A DIVISION OF SEMCO (ENSTAR)

Provides service to Anchorage, Big Lake, Chugiak, Eagle River, Eklutna, Girdwood, Houston, Kenai, Knik, Nikiski, Palmer, Peters Creek, Soldotna, Sterling, Wasilla, Whittier

FAIRBANKS NATURAL GAS, LLC D/B/A NORTHERN ECLIPSE, LLC (FNG)

Provides service to Fairbanks

* KENAI, CITY OF (KENAI)

Provides service to Kenai

NORGASCO, INC. (NORGASCO)

Provides service to Deadhorse/Prudhoe Bay

¹ AIGC is granted temporary operating authority

*Not regulated by the Regulatory Commission of Alaska as to rates and service.

<p>RC Home page Home About Us Contact Us FAQ Privacy Policy</p>	<p>Questions or comments? Regulatory Commission of Alaska 701 W. 8th Avenue, Suite 300 Anchorage, Alaska 99501-3466 (907) 276-6222 / (800) 498-0782 e-mail</p> <p>Feedback</p>
--	--

*Regulatory Commission of Alaska**2001 Annual Report - Statistical Section***Gas Utilities - Gross Operating Revenues**

Prepared by Chris D. Smith

2000 Calendar
YearRevenues¹

Utility	Net Plant	Gross Revenue	Net Income	Customers ³
Gross Operating Revenue \$5,000,000 or Greater				
Beluga Pipe Line Co.	\$ 6,770,262	\$ 5,473,608	\$ 2,860,053	1
ENSTAR Natural Gas Company, Seagull Energy Corporation ²	170,374,322	91,712,198	6,135,337	103,522
Subtotal	\$ 177,144,584	\$ 97,185,806	\$ 8,995,390	103,523
Gross Operating Revenue Greater Than \$1,500,000 but Less Than \$5,000,000				
Norgasco, Inc.	\$ 1,831,133	\$ 1,896,417	\$ 531,729	90
Gross Operating Revenue Less Than \$500,000				
Fairbanks Natural Gas, LLC.	\$ 7,674,717	\$ 498,034	\$ (737,873)	115
TOTAL	\$ 186,650,434	\$ 99,580,257	\$ 8,789,246	103,728

¹ Revenue class per 3 AAC 48.277.² Combined for the ENSTAR Natural Gas Company and the Alaska Pipeline Company.³ Customer Counts are based on verbal reports from company representatives.

<p>REGULATION AND REGULATORY INFORMATION</p> <p>Back</p> <p>Next</p>	<p>Questions or Comment</p> <p>Regulatory Commission 700 W. 4th Avenue, Room 100 Anchorage, Alaska 99501 (907) 261-2000 www.ak.gov</p> <p>Feedback</p>
--	---

Gas Utilities - Sample Monthly Residential

Prepared by Matt Angner








As of June 30, 2001

Utility	Average Monthly Usage ¹	Monthly Rate per Hundred Cubic Feet (CCF)	Customer Charge per Month	RCC	Average Monthly Billing
Enstar Natural Gas Company ¹	175	0.39757	\$4.50	0.079%	\$74.13
Fairbanks Natural Gas, LLC ²	138	0.75900	\$8.00	0.079%	\$112.82

¹ Enstar Natural Gas Company serves the following areas: Anchorage, Big Lake, Bird Creek, Chugiak-Eagle River, Eklutna, Girdwood, Houston, Indian, Kenai, Knik, Nikiski, Palmer, Peters Creek, Portage, Sterling, Soldotna, Wasilla, and Whittier.

² Fairbanks Natural Gas serves the Fairbanks area.

Note: The average monthly usage figures and Average Monthly billing should be added to the narrative in the annual report rather than listing in this format.

      	Questions or comments? Regulatory Commission of Alaska 701 W. 8th Avenue, Suite 300 Anchorage, Alaska 99501-3469 (907) 276-6222 / (800) 591-2782 or e-mail: rc@alaska.gov Feedback
---	---

Refuse Utilities Certificated

ALASKA WASTE TRANSFER (AWT)

Provides service to Anchorage

* ALL ALASKA ENTERPRISES MIKE DOWNS D/B/A (AAE)

Provides service to Big Lake, Knik, Lake Louise, Sutton, Talkeetna

* ALMA CORPORATION (ALMA)

Provides service to Wasilla

ANCHORAGE REFUSE, INC. (div of Waste Mngmt of Alaska, Inc.) (ARI)

Provides service to Anchorage, Chugiak, Eagle River, and Peters Creek

* ANCHORAGE, MUNICIPALITY OF (MOA)

Provides service to Anchorage

ANDERSEN, INCORPORATED (div of Waste Mngmt of Alaska, Inc.) (ANDERSEN)

Provides service to Nome

* ANIAK DISPOSAL SERVICE RONALD N. CHOATE D/B/A (ADS)

Provides service to Aniak

ARROW REFUSE, INC. (div of Waste Mngmt of Alaska, Inc.) (ARROW)

Provides service to Douglas, Juneau

* ROBERT E. BARTLETT d/b/a BARTLETT INDUSTRIES (BARTLETT)

Provides service to Fairbanks

* BELUGA ENVIRONMENTAL SERVICES, INC. (BESI)

Provides service to Tyonek

* COLVILLE ENVIRONMENTAL SERVICES (CES)

Provides service to Deadhorse/Prudhoe Bay

* COMMERCIAL REFUSE, INC. (CRI)

Provides service to Anchorage

*** COPPER BASIN SANITATION SERVICE COMPANY (CBSS)**

Provides service to Chistochina, Chitina, Copper Center, Gakona, Glennallen, Lake Louise, Lake Louise, Mentasta, Paxson

*** CORDOVA, CITY OF (CORDOVA)**

Provides service to Cordova

*** DELTA SANITATION JOSEPH E. PETERS D/B/A (DELTA)**

Provides service to Delta Junction

*** DILLINGHAM REFUSE, INC. (DRI)**

Provides service to Dillingham

*** FAIRBANKS, CITY OF (FAIRBANKS)**

Provides service to Fairbanks

*** FREEDOM REFUSE (FREEDOM)**

Provides service to Birch Wood, Chugiak, Eagle River, Eklutna, Peters Creek

*** G & C DISPOSAL SERVICE GENE R. RILEY D/B/A (G&C)**

Provides service to Yakutat

*** HAINES SANITATION, INC. (HSI)**

Provides service to Haines

*** INTERIOR SERVICES (INTERIOR)**

Provides service to Chena Hot Springs, Fairbanks

*** J. D. REFUSE SERVICE DELORES R. BURNHAM D/B/A (J. D. REFU)**

Provides service to Tok

*** KETCHIKAN, CITY OF (KETCHIKAN)**

Provides service to Ketchikan

*** KODIAK ISLAND BOROUGH (KIB)**

Provides service to Kodiak

*** LAUSEN'S DISPOSAL (LAUSEN'S)**

Provides service to Anderson, Cantwell, Clear, Healy, McKinley Park, Nenana

*** MACKENZIE REFUSE (MACKENZIE)**

Provides service to Big Lake, Point MacKenzie, Wasilla

*** MATANUSKA-SUSITNA BOROUGH (MAT-SU)**

Provides service to Palmer

*** MCGRATH TRASH AND REFUSE (MTR)**

Provides service to McGrath

*** NAABIA NIIGN, LTD. (NNL)**

Provides service to Northway

*** NORTH SLOPE BOROUGH UTILITIES (NSB)**

Provides service to Anaktuvuk Pass, Atkasuk, Barrow, Deadhorse/Prudhoe Bay, Kaktovik, Nuiqsut, Point Hope, Point Lay, Wainwright

*** PALMER, CITY OF (PALMER)**

Provides service to Palmer

*** PATTERSON, [EARL] SANITATION & REFUSE SERVICE, INC. (PATTERSON)**

Provides service to Naknek

PENINSULA SANITATION COMPANY, INC. (div of Waste Mngmt of Alaska, Inc.) (PSC)

Provides service to Anchor Point, Clam Gulch, Cooper Landing, Girdwood, Homer, Hope, Indian/Bird, Kachemak, Kalifonsky, Kasilof, Kenai, Moose Pass, Nikiski, Ninilchik, Salamatof, Seward, Soldotna, Sterling

*** PETERSBURG, CITY OF (PETERSBURG)**

Provides service to Petersburg

*** RAMSEY & SONS TRUCKING (RST)**

Provides service to Anchorage

*** RAVEN REFUSE (RAVEN)**

*** ROBERT RICHARDS d/b/a TRASH TALK (TRASH TALK)**

Provides service to Fairbanks

*** SEWARD, CITY OF (SEWARD)**

Provides service to Seward

*** SITKA, CITY AND BOROUGH OF (SITKA)**

Provides service to Mount Edgecumbe, Sitka

*** SKAGWAY, CITY OF (SKAGWAY)**

Provides service to Skagway

*** STAR SANITATION SERVICES, INC. (div of Waste Mngmt of Alaska, Inc.) (STAR)**

Provides service to Fairbanks and North Pole

*** TALKEETNA REFUSE (TR)**

Provides service to Talkeetna

*** THORNE BAY, CITY OF (THORNE BAY)**

Provides service to Thorne Bay

TONGASS SANITATION, INC. (div. of Waste Mngmt of Alaska, Inc.) (Tongass)

Provides service to Ketchikan

*** VALDEZ ALASKA TERMINALS, INC. (VATI)**

Provides service to Valdez

*** VALLEY REFUSE, INC. (VRI)**

Provides service to Big Lake, Chickaloon, Houston, Knik, Sutton, Wasilla







WASILLA REFUSE, INC. (div. of Waste Mngmt of Alaska, Inc.) (WRI)

Provides service to Big Lake, Knik, Lake Louise, Palmer, Sutton, Talkeetna, Wasilla, Willow

WILLIWAW SERVICES, INC. (div. of Waste Mngmt of Alaska, Inc.) (WSI)

Provides service to Dutch Harbor, Unalaska

*Not regulated by the Regulatory Commission of Alaska as to rates and service.

     	Questions or comments? Regulatory Commission of Alaska 701 W. 8th Avenue, Suite 300 Anchorage, Alaska 99501-3418 (907) 246-6242 / (800) 490-2782 or e-mail: Feedback
--	--

Regulatory Commission of Alaska

2001 Annual Report - Statistical
SectionRefuse Utilities - Gross Operating
Revenues

Prepared by Chris D. Smith

2000 Calendar Year

Revenues 1

Utility	Net Plant	Gross Revenue	Net Income	Customers
---------	-----------	------------------	------------	-----------

Gross Operating Revenue \$250,000 or
Greater

Alaska Waste Transfer, Inc.	\$ 579,142	\$ 914,007	\$ 11,521	300
Anchorage Refuse, Inc.*	541,964	7,270,971	1,439,158	34,767
Anderson Refuse, Inc.*	134,681	413,734	(1,132)	1,878
Arrow Refuse, Inc.*	436,267	4,652,083	193,221	6,943
Commercial Refuse, Inc.	172,247	723,737	50,305	39
Peninsula Sanitation Co., Inc.*	444,317	1,692,708	234,122	2,347
Raven Refuse	Not Reported	Not Reported	Not Reported	Not Reported
Robert E. Bartlett d/b/a Bartelett Industries	Not Reported	Not Reported	Not Reported	Not Reported
Tongass Sanitation, Inc.*	105,473	896,840	(6,335)	1,176
Valley Refuse	119,686	580,770	14,183	2,215
Williwaw Services, Inc.*	52,181	286,398	45,300	108
Wasilla Refuse, Inc.*	485,048	1,650,803	198,313	1,287
Subtotal	\$ 3,071,006	\$ 19,082,051	\$ 2,178,656	51,060

Gross Operating Revenue Less Than \$250,000

Alma Corporation**	**	**	**	**
Cook Inlet Refuse, Inc.**	**	**	**	**
Denali Commercial Management Inc.**	**	**	**	**

Inc.**	**	**	**	**
Freedom Refuse Service**	**	**	**	**
J.D. Refuse Service**	**	**	**	**
Ramsey & Sons Trucking**	**	**	**	**
Star Sanitation, Inc.*	\$ 1,116	\$ 30,385	\$ 453,469	100
TOTAL				
	\$ 3,072,122	\$ 19,112,436	\$ 2,632,125	51,160

¹ Revenue class per 3 AAC 48.277.

* Subsidiary of Waste Management of Alaska, Inc.

** Utilities' annual gross revenues are less than \$300,000, and therefore exempt from filing an annual report under provisions of AS 42.05.711(i).

RCA Home Page

Regulatory Commission of Alaska

700 W. 8th Avenue, Suite 700

Juneau, Alaska 99801

Phone: (907) 586-2200

Fax: (907) 586-2201

www.rca.ak.us

Questions or comments?

Regulatory Commission of Alaska

700 W. 8th Avenue, Suite 700

Juneau, Alaska 99801

Phone: (907) 586-2200

Fax: (907) 586-2201

www.rca.ak.us

Feedback

Home

Next

Regulatory Commission of Alaska

2001 Annual Report - Statistical Section

Refuse Rates - Sample Monthly Residential



Prepared by Jennifer Meiwes

As of June 30, 2001

<u>Community</u>	<u>Utility</u>	<u>2 Cans</u>	<u>3 Cans</u>	<u>RCC **</u>	<u>2 Cans Total</u>	<u>3 Cans Total</u>
Anchorage	Anchorage Refuse, Inc.		\$14.82	1.254%	\$ -	\$ 15.01
Nome	Andersen, Incorporated	\$17.25		0.000%	17.25	-
Juneau	Arrow Refuse, Inc.		\$22.38	1.254%	-	22.66
Fairbanks	Drake's Sanitation, Inc.	\$12.00		1.254%	12.15	-
Eagle River	Eagle River Refuse, Inc.		\$15.86	1.254%	-	16.06
Anderson/Clear	Lausen's Dependable Disposal, Inc. 3	\$25.00		0.000%	25.00	-
Healy/Nenana	Lausen's Dependable Disposal, Inc. 3	\$25.00		0.000%	25.00	-
Cantwell	Lausen's Dependable Disposal, Inc. 3, 4	\$18.00		0.000%	18.00	-
Girdwood/Alyeska	Peninsula Sanitation Co., Inc.	\$21.99		1.254%	22.27	-
Homer	Peninsula Sanitation Co., Inc.	\$16.22		1.254%	16.42	-
Hope-Turnagain Arm	Peninsula Sanitation Co., Inc.	\$21.99		1.254%	22.27	-
Kenai	Peninsula Sanitation Co., Inc.		\$15.52	1.254%	-	15.71
Soldotna	Peninsula Sanitation Co., Inc.		\$15.52	1.254%	-	15.71
Seward ¹	Peninsula Sanitation Co., Inc.		\$10.85	1.254%	-	10.99
Fairbanks	Star Sanitation Services, Inc.		\$11.60	1.254%	-	11.75
Ketchikan	USA Waste Inc.		\$17.95	1.254%		18.18
Mat-Su Valley	Valley Refuse, Inc.		\$25.50	1.254%	-	25.82
Mat-Su Valley	Wasilla Refuse, Inc.	\$28.76		1.254%	29.12	-
Unalaska	Williwaw Services, Inc. ²	\$36.90		1.254%	37.36	-

¹ Outside the Seward City Limits only² 8 bags per month³ Rates shown are pending Commission approval⁴ Bi-Monthly Service

** RCC Rate is multiplied by the monthly rate in order to calculate total (e.g. 14.82 x 1.01254 = 15.01)

<p>Home page</p>  	<p>Question or comment</p> <p>Feedback</p>
--	--

Sewer Utilities Certificated

ANCHORAGE WATER AND WASTEWATER UTILITY MUNICIPALITY OF ANCHORAGE D/B/A (AWWU)

Provides service to Anchorage, Chugiak, Eagle River, Girdwood

*** BARROW UTILITIES AND ELECTRIC COOPERATIVE, INC. (BUECI)**

Provides service to Barrow

*** BETHEL, CITY OF (BETHEL)**

Provides service to Bethel

COLLEGE UTILITIES CORPORATION (CUC)

Provides service to College, Fairbanks

*** COPPER VALLEY CONSTRUCTION COMPANY (CVCC)**

Provides service to Copper Center, Glennallen

*** CORDOVA, CITY OF (CORDOVA)**

Provides service to Cordova

*** CRAIG, CITY OF (CRAIG)**

Provides service to Craig

CRYSTAL CATHEDERALS WATER & SEWER SYSTEM, INC. (CCWSS)

Provides service to Haines

*** DILLINGHAM, CITY OF (DILLINGHAM)**

Provides service to Dillingham

*** EGEGIK, CITY OF (CITY)**

Provides service to Egegik

*** GALENA, CITY OF (GALENA)**

Provides service to Galena

GOLDEN HEART UTILITIES, INC. (GHU)

Provides service to Fairbanks

*** HAINES, CITY OF (HAINES)**

Provides service to Haines

*** HOMER, CITY OF (HOMER)**

Provides service to Homer, Kachemak

*** HOONAH, CITY OF (HOONAH)**

Provides service to Hoonah

*** JUNEAU, CITY AND BOROUGH OF (JUNEAU)**

Provides service to Douglas, Juneau

*** KAKE, CITY OF (KAKE)**

Provides service to Kake

*** KENAI, CITY OF (KENAI)**

Provides service to Kenai

*** KETCHIKAN GATEWAY BOROUGH (KGB)**

Provides service to Ketchikan

*** KETCHIKAN, CITY OF (KETCHIKAN)**

Provides service to Ketchikan

*** KING COVE, CITY OF (KING COVE)**

Provides service to King Cove

*** KODIAK, CITY OF (KODIAK)**

Provides service to Kodiak

*** KOTZEBUE MUNICIPAL UTILITIES CITY OF KOTZEBUE D/B/A (KMU)**

Provides service to Kotzebue

*** MATANUSKA-SUSITNA BOROUGH (MAT-SU)**

Provides service to Talkeetna

*** NENANA, CITY OF (NENANA)**

Provides service to Nenana

*** NOME JOINT UTILITY SYSTEMS (NOME)**

Provides service to Nome

*** NORTH POLE UTILITY CITY OF NORTH POLE D/B/A (NORTH POLE)**

Provides service to North Pole

*** NORTH SLOPE BOROUGH UTILITIES (NSB)**

Provides service to Anaktuvuk Pass, Atkasuk, Deadhorse/Prudhoe Bay, Kaktovik, Nuiqsut, Point Hope, Point Lay, Wainwright

*** PALMER, CITY OF (PALMER)**

Provides service to Palmer

*** PETERSBURG, CITY OF (PETERSBURG)**

Provides service to Petersburg

*** RANGEVIEW UTILITIES (RANGEVIEW)**

Provides service to Anchorage

*** SAXMAN, CITY OF (SAXMAN)**

Provides service to Saxman

*** SELDOVIA, CITY OF (SELDOVIA)**

Provides service to Seldovia

*** SEWARD, CITY OF (SEWARD)**

Provides service to Seward

*** SITKA, CITY AND BOROUGH OF (SITKA)**

Provides service to Mount Edgecumbe

*** SKAGWAY, CITY OF (SKAGWAY)**

Provides service to Skagway

*** SOLDOTNA, CITY OF (SOLDOTNA)**

Provides service to Soldotna

*** THORNE BAY, CITY OF (THORNE BAY)**

Provides service to Thorne Bay

TRILLIUM CORPORATION (TRILLIUM)

Provides service to Wasilla

*** UNALASKA, CITY OF (UNALASKA)**

Provides service to Dutch Harbor, Unalaska

Regulatory Commission of Alaska**2001 Annual Report - Statistical Section**

Prepared by Chris D. Smith

2000 Calendar Year

Revenues ¹

Utility	Net Plant ²	Gross Revenue	Net Income	Customers
Gross Operating Revenue \$1,000,000 or Greater				
Anchorage Water & Wastewater Utility, Municipality of Anchorage d/b/a	\$ 64,735,943	\$ 24,190,203	\$ 4,707,403	51,342
College Utilities Corporation	5,010,658	1,951,100	305,544	1,772
Golden Heart Utilities	14,083,977	6,362,289	20,732	6,036
Subtotal	\$ 83,830,578	\$ 32,503,592	\$ 5,033,679	59,150
Gross Operating Revenue Less Than \$250,000				
Crystal Cathedral Water and Sewer System, Inc.	\$ 442,264	\$ 10,529	\$ (27,641)	31
Trillium Corporation	-	4,821	(17,484)	38
Subtotal	\$ 442,264	\$ 15,350	\$ (45,125)	69
TOTAL	\$ 84,272,842	\$ 32,518,942	\$ 4,988,554	59,219

¹ Revenue Classes per 3 AAC 48.227.² For sewer utilities net plant is shown net of contributions-in-aid of construction which consists of assessments or grants from customers or other sources that are used to fund

plant construction costs.




Sewer Rates - Sample Monthly Residential

Prepared by Matt Anger

Rates effective 6/30/01

Community	Monthly Rate	RCC	Total Monthly Rate	Utility
Anchorage	\$ 21.20	0.590%	\$ 21.33	Anchorage Water
Eagle River	\$ 21.20	0.590%	\$ 21.33	Anchorage Water
Girdwood	\$ 21.20	0.590%	\$ 21.33	Anchorage Water
Settler's Bay	\$ 10.85	0.000%	\$ 10.85	Trillium Corp.
Fairbanks	\$ 36.39	0.590%	\$ 39.62	College Utilities C
Fairbanks	\$ 20.00	0.000%	\$ 20.00	Lakeview Enterpri
Fairbanks	\$ 27.25	0.590%	\$ 27.41	Golden Heart Utili
Haines	\$ 52.49	0.590%	\$ 52.80	Crystal Cathedral

The RCC Rate is multiplied by the Monthly Rate to obtain the Total Rate (e.g. 21.20 x 1.0059 = 21.33).

 <p>RCA Home page Home page Home page</p>	<p>Questions or comments? Regulatory Commission of Alaska 701 W. 8th Avenue, Suite 200 Anchorage, Alaska 99501-5170 Phone: 276-6211 Fax: 276-6212 e-mail: info@rca.ak.gov</p> <p>Feedback</p>
--	--

Regulatory Commission of Alaska

2001 Annual Report - Statistical Section

Steam Utilities Certificated

AURORA ENERGY, LLC (AURORA ENERGY)

Provides service to Fairbanks

<p>Home</p> <p>Regulatory Commission of Alaska</p> <p>700 W. Sitka Avenue, Suite 100</p> <p>Juneau, Alaska 99801</p> <p>Phone: (907) 586-2776 Fax: (907) 586-2777</p> <p>www.rca.alaska.gov</p>  	<p>Direction for comments</p> <p>Regulatory Commission of Alaska</p> <p>700 W. Sitka Avenue, Suite 100</p> <p>Juneau, Alaska 99801</p> <p>Phone: (907) 586-2776 Fax: (907) 586-2777</p> <p>www.rca.alaska.gov</p> <p>Feedback</p>
---	--

Regulatory Commission of Alaska

2001 Annual Report - Statistical Section

**Steam Heat Utilities
Gross Operating Revenues**

Prepared by Chris D. Smith

2000 Calendar Year

Utility	Net Plant	Gross Revenue	Net Income	Customers
Aurora Energy, LLC	\$ 7,991,033	\$ 1,540,413	\$ (1,492,060)	135
TOTAL	\$ 7,991,033	\$ 1,540,413	\$ (1,492,060)	135

Administrative

Regulatory

Mobile

Home

Search

Questions or Comments

Regulatory Commission of Alaska

701 West 8th Avenue, Suite 1000

Anchorage, Alaska 99501

(907) 263-2222 / (800) 491-2222

© 2001

Feedback

*Regulatory Commission of Alaska**2001 Annual Report - Statistical Section***Cable Television Utilities Certificated**

Cable television utilities are not regulated by the Regulatory Commission of Alaska as to rates and services with the exception of GCI Cable, Inc.'s Juneau service area, which is rate regulated for basic tier of channels.

ADAK CABLEVISION (ADAK)*Provides service to Adak***ALYESKA CABLE COMPANY (ACC)***Provides service to Girdwood***ASRC COMMUNICATIONS, LTD. (ASRC)***Provides service to Barrow***BAY CABLEVISION, INC. (BCI)***Provides service to King Salmon, Naknek***CABLE COMPANY, THE (CABLE CO.)***Provides service to Aniak***COFFMAN COVE, CITY OF (COFFMAN CO)***Provides service to Coffman Cove***ELECTRONIC DESIGN & DEVELOPMENT, INC. (EDDI)***Provides service to Haines, Skagway***EYECOM, INCORPORATED (EYECOM)***Provides service to Dutch Harbor, Galena, Port Lions, Unalaska***FRONTIER CABLE, INC. B.M.I. CABLEVISION, INC. (FCI)***Provides service to Gambell, Hooper Bay, Kipnuk, Quinhagak, Saint Marys, Savoonga, Togiak, Toksook Bay, Tununak, Unalakleet***GCI CABLE, INC. (GCICI)***Provides service to Anchorage, Chugiak, College, Cordova, Douglas, Eagle River, Eielson AFB, Fairbanks, Fort Greely, Fort Wainwright, Healy, Homer, Juneau*, Kachemak, Kenai, Ketchikan, Kodiak, Kotzebue, Nikiski, Nome, Peters Creek, Petersburg, Salamatof,*

Seward, Sitka, Soldotna, Sterling, Wrangell

HOONAH TLINGIT & HAIDA COMMUNITY COUNCIL (HTHCC)

Provides service to Hoonah

HYTEK COMMUNICATIONS, INC. (HCI)

Provides service to Delta Junction, Nenana

ISLAND CABLE T.V. (ICTV)

Provides service to Ouzinkie, Women's Bay

KING COVE CORPORATION (KCC)

Provides service to King Cove

KOTLIK, CITY OF (KOTLIK)

Provides service to Kotlik

McGRATH BROADCASTING COMPANY (MBC)

Provides service to McGrath

NUSHAGAK TELEPHONE COOPERATIVE, INC. (NTCI)

Provides service to Dillingham

ROGERS CABLESYSTEMS OF ALASKA, INC. (ROGERS)

Provides service to Palmer, Wasilla

SHISHMAREF NATIVE CORPORATION (SN-C)

Provides service to Shishmaref

SUPERVISION CABLE T.V. (SUPERVISION)

Provides service to Ruby, Tanana, Whittier

THORNE BAY COMMUNITY T.V., INC. (TBTV)

Provides service to Thorne Bay

VILLAGE CABLE COMPANY, INC. (VCC)

Provides service to Mountain Village

*Regulated by the RCA as to rates and service.

<p>Home</p> <p>Regulation</p> <p>Feedback</p>	<p>Question to Comment</p> <p>Regulation</p> <p>Feedback</p>
---	--

Regulatory Commission of Alaska



2001 Annual Report - Statistical Section

Cable Television Utilities - Gross Operating Revenues

Prepared by Chris D. Smith

2000 Calendar Year

Utility	Net Plant	Gross Revenue	Net Income	Customers
GCI Cable/Juneau, Inc.	\$ 6,574,000	\$ 6,189,000	\$ 981,000	8,130
TOTAL	\$ 6,574,000	\$ 6,189,000	\$ 981,000	8,130

<p>RCA Home Page Report Card Website Comments</p>  	<p>Questions or comments? Regulatory Commission of Alaska 7401 W. 8th Avenue, Suite 310 Anchorage, Alaska 99502 907-277-6222 / FAX 907-277-6223 or email</p> <p>Feedback</p>
---	--

Intrastate Interexchange Carriers Certificated

ACS LONG DISTANCE, d/b/a ALASKA COMMUNICATIONS SYSTEMS, ACS LONG DISTANCE, & ACS (ACS-LD)

ALASCOM, INC. AT&T ALASCOM D/B/A (AT&T ALASCOM)

ALASCONNECT, INC. (ALASCONNEX)

ALASKA CALL CONNECTION, INC. (ACCI)

ALASKA FIBER STAR, LLC (AFS)

ALASKA NETWORK SYSTEMS, INC. (AkNS)

AMERICAN EXPRESS TELECOM, INC. (AETI)

AMERITECH COMMUNICATIONS INTERNATIONAL, INC. (AMERITECH)

AMERITEL PAY PHONES, INC. (AMERITEL)

AP&T LONG DISTANCE, INC. (AP&T-LD)

AS TELECOMMUNICATIONS SERVICES, INC. (AS)

ASTAC LONG DISTANCE, INC. (ASTAC-LD)

BELLSOUTH LONG DISTANCE, INC. (BSLD)

BUSINESS TELECOM, INC. (BT)

CABLE & WIRELESS, INC. (CWI)

CABLE AND WIRELESS GLOBAL CARD SERVICE (C&W CARD)

CHUGACH ELECTRIC ASSOCIATION, INC. (CHUGACH)

COMDATA TELECOMMUNICATIONS, INC. (CTSI)

CONVERGENT COMMUNICATIONS SERVICES, INC. (CONVERGENT)

COPPER VALLEY LONG DISTANCE, INC. (CVLD)

DSLnet COMMUNICATIONS, LLC (DSLnet)

ELECTRIC LIGHTWAVE, INC. (ELI)

EXCEL TELECOMMUNICATIONS, INC. (EXCEL)

FEDERAL TRANSTEL, INC. (FTT)

GENERAL COMMUNICATION, INC., AND GCI GCI COMMUNICATION CORP. D/B/A (GCI)

GLOBAL CROSSING NORTH AMERICAN NETWORKS, INC. (GCNANI)

GLOBAL CROSSING TELECOMMUNICATIONS, INC (GLOBAL)

GTE COMMUNICATIONS CORPORATION (GTE COMMUNICATIONS)

IDT AMERICA, CORP. (IDT)

INTELLICALL OPERATOR SERVICES, INC. (INTELLICAL)

INTERMEDIA COMMUNICATIONS, INC. (INTERMEDIA)

INTERNATIONAL TELECOM, INC. (ITI)

INVISION TELECOM, INC. (INVISION)

ITC^DELTACOM COMMUNICATIONS, INC. (DELTACOM)

JD SERVICES D/B/A AMERICAN FREEDOM NETWORK (JD SERVICE)

KING SALMON COMMUNICATIONS, INC. (KSC)

MCI WORLDCOM COMMUNICATIONS, INC. (MCIWCC)

MTA LONG DISTANCE, INC. (MTA-LD)

NETLOJIX TELECOM, INC. (NETLOJIX)

NETWORK COMMUNICATIONS INTERNATIONAL CORPORATION (NCIC)

NETWORK PLUS, INC. (NETWORK PLUS)

NEW EDGE NETWORK INC., d/b/a NEW EDGE NETWORKS (NEW EDGE)

NEXTLINK LONG DISTANCE SERVICES, INC. (NEXTLINK)

NORTHWEST COMMUNICATIONS, INC. AUTOMATED INFORMATION MGMT SYSTEMS D/B/A (NORTHWEST)

NUSHAGAK LONG DISTANCE, INC. (NLDI)

ONE CALL COMMUNICATION, INC. D/B/A OPTICOM (ONE CALL)

OTZ TELEPHONE COOPERATIVE, INC. (OTZ)

PAC-WEST TELECOMM, INC. (PAC-WEST)

PDS, INC. (PDS)

QUEST TELECOMMUNICATIONS, INC. (QUEST)

SECURE COMMUNICATIONS, INC. (SECURE)

SMARTALK TELESERVICES, INC. (SMARTALK)

SOUTHWESTERN BELL COMMUNICATIONS SERVICES, INC. d/b/a SOUTHWESTERN BELL LONG DISTANCE; d/b/a NEVANDA BELL LONG DISTANCE d/b/a PACIFIC BELL LONG DISTANCE; d/b/a SBC LOND DISTANCE (SBCS)

SPEER VIRTUAL MEDIA, LTD. (SVM)

SPRINT COMMUNICATIONS COMPANY L.P. (SPRINT)

TELALASKA LONG DISTANCE, INC. (TALD)

TELEGLOBE USA, INC. (TUSA)

TELTRUST COMMUNICATIONS SERVICES, INC., d/b/a TELTRUST (TCS)

TON SERVICES, INC. (TON)

U.S. SOUTH COMMUNICATIONS, INC. D/B/A US SOUTH AND D/B/A INCOMM (U.S. SOUTH)

UNICOM, INC. (UNICOM)

UNITED NATIVE AMERICAN TELECOMMUNICATIONS, INC. (UNAT)

UNITED STATE ADVANCED NETWORK, INC. (USAN)

***UNIVERSITY OF ALASKA FAIRBANKS (UAF)**

US WEST LONG DISTANCE, INC. (USWLD)

USLD COMMUNICATIONS, INC. (USLDI)

VOCALL COMMUNICATIONS CORP. (VOCALL)

WILLIAMS COMMUNICATIONS, LLC (WCLLC)

WORLD TELECOM GROUP, INC. (WTG)

YUKON LONG DISTANCE COMPANY (YLD)

Z-TEL COMMUNICATIONS, INC. (Z-TEL)

***Not regulated by the Regulatory Commission of Alaska as to rates and service.**



Local Exchange Carriers Certificated

ACS OF ALASKA, INC. d/b/a ALASKA COMMUNICATIONS SYSTEMS, ACS LOCAL SERVICE, & ACS (ACS-AK)

Provides service to Douglas, Eielson AFB, Fort Wainwright, Juneau

ACS OF ANCHORAGE, INC. d/b/a ALASKA COMMUNICATIONS SYSTEMS, ACS LOCAL SERVICE, & ACS (ACS-AN)

Provides service to Anchorage Girdwood,, Hope, Indian/Bird

ACS OF FAIRBANKS, INC. d/b/a ALASKA COMMUNICATIONS SYSTEMS, ACS LOCAL SERVICE, & ACS (ACS-F)

Provides service to College, Fairbanks, Fox

ACS OF THE NORTHLAND, INC. d/b/a ALASKA COMMUNICATIONS SYSTEMS, ACS LOCAL SERVICE, & ACS (ACS-N)

Provides service to Akhiok, Akutan, Alatna, Anchor Point, Angoon, Atka, Bethel, Birch Lake, Border City, Chatham, Chignik, Chignik Lagoon, Chignik Lake, Chiniak, Clam Gulch, Coffman Cove, Cube Cove, Delta Junction, Egegik, Elfin Cove, English Bay, Gustavus, Halibut Cove, Hobart Bay, Homer, Hughes, Huslia, Ivanof Bay, Kachemak, Kaguyak, Kake, Kalifonsky, Kaltag, Karluk, Kasaan, Kasilof, Kazakof Bay, Kenai, Klawock, Klawock Airport, Kodiak, Kokhanok, Koyukuk, Larsen Bay, Long Island, Meshik, Mount Edgecumbe, Nelson Lagoon, Nana, Nikiski, Nikolaevski, Nikolski, Ninilchik, Nondalton, North Pole, Northway, Nulato, Old Harbor, Ouzinkie, Pedro Bay, Pelican, Perryville, Pilot Point, Point Baker, Port Alexander, Port Alsworth, Port Graham, Port Moller, Port Protection, Portage Creek, Saint George, Saint Paul, Salamatof, Seldovia, Sitka, Soldotna, Sterling, Tenakee Springs, Thorne Bay, Women's Bay, Yakutat,

ALASKA FIBER STAR, LLC (AFS)

Provides service to Anchorage

ALASCOM, INC. AT&T ALASCOM D/B/A (AT&T ALASCOM)

Provides service to Anchorage, Girdwood, Hope, Indian/Bird

ALASKA TELEPHONE COMPANY (FORMERLY NATIONAL UTILITIES, INC.) (ATC)

Provides service to Chisana, Craig, Dot Lake, Edna Bay, Hollis, Hydaburg, Meyers Chuck, Naukati, Skagway, Tanacross, Tetlin, Tok, Whale Pass

***ARCTIC SLOPE TELEPHONE ASSOCIATION COOPERATIVE, INC. (ASTAC)**

Provides service to Anaktuvuk Pass, Atkasuk, Deadhorse/Prudhoe Bay, Kaktovik, Nuiqsut, Point Hope, Point Lay, Wainwright

BETTLES TELEPHONE, INC. (BTI)

Provides service to Allakaket, Bettles, Evansville

BRISTOL BAY TELEPHONE COOPERATIVE, INC. (BBTC)

Provides service to Ekwok, Igiugig, King Salmon, Koliganek, Levelock, Naknek, New Stuyahok

BUSH-TELL INCORPORATED (BUSH-TELL)

Provides service to Aniak, Anivak, Crooked Creek, Grayling, Holy Cross, Kalskag, Lower, Kalskag, Upper, Red Devil, Shageluk, Sleetmute, Stony River

***CIRCLE TELEPHONE, RICHARD HUTCHINSON D/B/A (CT)**

Provides service to Circle

COPPER VALLEY TELEPHONE COOPERATIVE, INC. (CVTC)

Provides service to Chistochina, Chitina, Copper Center, Gakona, Glennallen, Gulkana, Kenny Lake, Lake Louise, McCarthy, Mentasta, Nelchina, Paxson, Slana, Tatitlek, Valdez

***CORDOVA TELEPHONE COOPERATIVE, INC. (CTCI)**

Provides service to Cordova

DSLNet COMMUNICATIONS, LLC (DSLnet)

Provides service to Anchorage, Fairbanks, and Juneau

GENERAL COMMUNICATION, INC., AND GCI GCI COMMUNICATION CORP. D/B/A (GCI)

Provides service to Anchorage, Fairbanks, Fort Wainwright, Girdwood, Hope, Indian/Bird, Juneau

GTE ALASKA INCORPORATED (GTE)

Provides service to Barrow, Etolin Island, Haines, Hyder, Klukwan, McGrath, Metlakatla, Moose Pass, Nome, Petersburg, Seward, Unalakleet, Wrangell

INTERIOR TELEPHONE COMPANY (ITC)

Provides service to Cold Bay, Cooper Landing, Dutch Harbor, Fort Yukon, Galena, Iliamna, King Cove, Newhalen, Port Lions, Sand Point, Squaw Harbor, Unalaska

***KETCHIKAN, CITY OF (KETCHIKAN)**

Provides service to Clover Pass, Ketchikan, Saxman, Ward Cove

LEVEL 3 COMMUNICATIONS, LLC (LEVEL 3)

Provides service to Anchorage, Fairbanks, and Juneau

MATANUSKA TELEPHONE ASSOCIATION, INC. (MTA)

Provides service to Anderson, Big Lake, Cantwell, Chickaloon, Chugiak, Clear, Eagle River, Eklutna, Healy, Houston, Kantishna, Knik, McKinley Park, Palmer, Peters Creek, Petersville, Point MacKenzie, Sutton, Talkeetna, Tyonek, Wasilla, Willow

MUKLUK TELEPHONE COMPANY, INC. TELALASKA, INCORPORATED D/B/A (MUKLUK)

Provides service to Brevig Mission, Council, Diomede (Little), Golovin, Koyuk, Saint Michael, Shaktoolik, Shishmaref, Stebbins, Teller, Wales, White Mountain

NEW EDGE NETWORK, INC. d/b/a NEW EDGE NETWORKS (NEW EDGE)

Provides service to Anchorage, Fairbanks, Juneau, and Fort Wainwright

NORTH COUNTRY TELEPHONE, INC. (NTCI)

Provides service to Eagle/Eagle Village

NUSHAGAK TELEPHONE COOPERATIVE, INC. (NTCI)

Provides service to Aleknagik, Clarks Point, Dillingham, Ekuak, Manokotak

OTZ TELEPHONE COOPERATIVE, INC. (OTZ)

Provides service to Ambler, Buckland, Candle, Deering, Kiana, Kivalina, Kobuk, Kotzebue, Noatak, Noorvik, Selawik, Ungnak

SUMMIT TELEPHONE COMPANY SUMMIT TELEPHONE & TELEGRAPH CO. OF ALASKA D/B/A (SUMMIT)

Provides service to Chatanika, Chena Hot Springs, Cleary Summit, Coldfoot, Wiseman

UNITED UTILITIES, INC. (UII),

Provides service to Akiachak, Akiak, Alakanuk, Arctic Village, Atmautluak, Beaver, Birch Creek, Central, Chalkyitsik, Chefornak, Chevak, Chuathbaluk, Circle Hot Springs, Eek, Emmonak, Gambell, Goodnews Bay, Hooper Bay, Kasigluk/Akolmuit, Kipnuk, Kongiganak, Kotlik, Kwethluk, Kwigillingok, Lake Minchumina, Lime Village, Livengood, Manley Hot Springs, Marshall, Merkoryuk, Minto, Mountain Village, Napakiak, Napaskiak, New Chenega Bay, Newtok, Nightmute, Nikolai, Nunapitchuk, Oscarville, Pilot Station, Pitkas Point, Platinum, Quinhagak, Rampart, Russian Mission, Saint Marys, Savoonga, Scammon Bay, Sheldon Point, Stevens Village, Takotna, Telida, Togiak, Toksook Bay, Tuluksak, Tuntutuliak, Tununak, Twin Hills, Venetie

YUKON TELEPHONE COMPANY, INC. (YTC)

Provides service to Ruby, Tanana, Whittier

* Not regulated by the Regulatory Commission of Alaska as to rates and service.



Regulatory Commission of Alaska*2001 Annual Report - Statistical Section***Telecommunications Utilities - Gross Operating Revenues (Interexchange & Local Exchange Carriers)**

Prepared by Chris D. Smith

2000 Calendar Year

Revenues¹

Local Exchange Carrier Utility	Net Plant	Gross Revenue	Net Income	Customers
--------------------------------	-----------	---------------	------------	-----------

Gross Operating Revenue \$5,000,000 or Greater

ACS of Alaska, Inc.	\$ 20,845,950	\$ 17,194,056	\$ 2,168,604	54,814
ACS of Anchorage, Inc.	179,815,088	96,280,688	10,826,610	209,474
ACS of Fairbanks, Inc.	43,936,897	32,220,030	3,395,854	61,224
ACS of the Northland, Inc.	86,586,746	62,537,657	6,525,413	91,536
Alaska Telephone Company	26,104,753	7,478,378	938,455	13,205
Arctic Slope Telephone Assn. Coop.	9,287,807	6,228,613	91,962	Not Reported
Copper Valley Telephone Cooperative, Inc.	30,921,458	10,624,713	3,261,432	10,391
General Communication Corp.	24,827,000	20,205,000	993,000	62,182
Interior Telephone Company	18,513,171	11,454,845	1,073,410	9,013
Matanuska Telephone Association, Inc.	132,450,467	56,568,215	5,939,352	59,777
OTZ Telephone Cooperative, Inc.	6,857,470	5,005,150	26,578	3,598
United Utilities, Inc.	21,873,880	13,823,015	1,413,206	6,829
Subtotal	\$ 602,020,687	\$ 339,620,360	\$ 36,653,876	582,043

Gross Operating Revenues Less Than \$5,000,000

Alascom, Inc.	+	\$ 4,000,124	+	Not Reported
Alaska Fiber Star, LLC**	\$ 26,103,107	2,148,765	(13,884,613)	\$ Not Reported
Bettles Telephone, Inc.	337,407	328,208	30,374	190
Bristol Bay Telephone Cooperative, Inc.	2,969,209	2,610,018	137,796	1,922
Bush-Tell, Inc.	4,071,776	2,265,644	233,304	946
Mukluk Telephone Company, Inc.	8,921,086	3,752,442	400,320	4,249
North Country Telephone Company	201,856	246,016	53,466	205
Nushagak Telephone Cooperative, Inc.	4,695,156	2,592,734	214,940	2,523
Summit Telephone Co., Inc., Summit Telephone & Telegraph Co. of Alaska, Inc. d/b/a	1,215,893	775,618	102,541	182
Yukon Telephone Company, Inc.	1,113,571	1,005,857	13,052	555
Subtotal	\$ 49,629,061	\$ 19,725,426	\$ (12,698,820)	\$ 10,772
TOTAL	\$ 651,649,748	\$ 359,345,786	\$ 23,955,056	\$ 592,815

† Revenue classes per 3 AAC 48.277.

** Alaska Fiber Star, LLC (AFS) is authorized to provide intrastate interexchange telephone services and local exchange carrier services. AFS' financial reports do not differentiate between the two services and the financial information for these authorized services has been consolidated.

+ Alaska operations not reported separately.

Interexchange Carrier Utility	Net Plant	Gross Revenue	Net Income	Customers
Advanced Management Services Inc.	Not Reported	Not Reported	Not Reported	Not Reported
Alascom, Inc. AT&T Alascom ²	\$ 75,943,654	\$ 42,335,202	(11,690,431)	\$ Not Reported
Alasconnect, Inc.	-	835,003	(748,323)	Not Reported
Alaska Call Connection, Inc.	Not Reported	Not Reported	Not Reported	Not Reported
Alaska Fiber Star, LLC**	**	**	**	Not Reported

Alaska Network System, Inc.	229,818	4,286,648	317,117	Not Reported
American Express Telecom, Inc.	Not Reported	Not Reported	Not Reported	Not Reported
American Telecommunications Enterprises, Inc.	Not Reported	Not Reported	Not Reported	Not Reported
Ameritech Communications International, Inc.*	Not Reported	61,081	Not Reported	Not Reported
AP&T Long Distance, Inc.	-	508,249	(18,178)	Not Reported
ASTAC Long Distance, Inc.	-	204,779	(12,541)	Not Reported
Alaska Communications Systems Group, Inc. f/k/a ATU Long Distance, Inc.	Not Reported	12,909,000	Not Reported	Not Reported
Bellsouth Long Distance, Inc.	+	+	+	Not Reported
BLT Technologies, Inc.*	+	56,783	+	Not Reported
Business Telecom, Inc. *	+	1,948	+	Not Reported
Cable & Wireless Inc.*	Not Reported	51,849	Not Reported	Not Reported
Chugach Electric Association, Inc.	582,950	432,562	232,559	Not Reported
Comdata Telecommunications, Inc.	+	2	+	Not Reported
Convergent Communications, Inc.*	+	+	+	Not Reported
Copper Valley Long Distance, Inc.	+	1,275	(144,808)	Not Reported
DSLnet Communications, LLC	+	+	+	Not Reported
Electric Lightwave, Inc.	Not Reported	Not Reported	Not Reported	Not Reported
Evercom Systems, Inc.*	+	1,148,404	+	Not Reported
Excel Telecommunications, Inc.	+	+	+	Not Reported
Federal Transtel, Inc.	Not Reported	Not Reported	Not Reported	Not Reported
Frontier Communications International, Inc.	Not Reported	Not Reported	Not Reported	Not Reported
Frontier Communications Services, Inc.	Not Reported	Not Reported	Not Reported	Not Reported
GCI Communications Corp.	+	182,676,000	56,348,000	Not Reported
Global Crossing Telecommunications, Inc.*	+	14,812	+	Not Reported
GTE Card Services, Inc.	+	31,537	+	Not Reported
IDT America Corporation*	+	11,297	+	Not Reported

Intellicall Operator Services, Inc.*	Not Reported	123,515	Not Reported	Not Reported
Intermedia Communications, Inc.*	+	540	+	Not Reported
International Telecom, Inc.	232,653	2,124,614	172,599	Not Reported
Invision Telecom, Inc.	Not Reported	Not Reported	Not Reported	Not Reported
ITC^Deltacom, Inc.	+	3,783	+	Not Reported
JD Services d/b/a American Freedom Network, Inc.	Not Reported	Not Reported	Not Reported	Not Reported
King Salmon Communications, Inc.	-	115,856	(19,636)	Not Reported
Level 3 Communications, LLC	-	-	-	-
MCI Telecommunications Corporation*	+	1,155,352	+	Not Reported
MTA Long Distance, Inc.	4,670	2,162,837	(70,984)	Not Reported
Northwest Communications, Inc.	Not Reported	Not Reported	Not Reported	Not Reported
Nushagak Long Distance, Inc.	20,022	72,170	(30,344)	Not Reported
OneCall Communications, Inc. D/B/A Opticom**	+	2,337	+	Not Reported
OTZ Telecommunications, Inc d/b/a OTZ Long Distance	2,427,337	913,734	(216,094)	Not Reported
PDS, Inc.*	+	298	+	Not Reported
Quest Telecommunications, Inc.	Not Reported	Not Reported	Not Reported	Not Reported
Southwest Bell Telecommunications, Inc.*	+	74,959	+	Not Reported
Sprint Communications Company, LLC.*	+	557,577	+	Not Reported
TelAlaska Long Distance, Inc.	786,060	133,398	+	Not Reported
Teleglobe USA, Inc.	+	+	+	Not Reported
Teltrust Communications, Inc.	Not Reported	Not Reported	Not Reported	Not Reported
Ton Services, Inc.	+	+	+	Not Reported
Unicom, Inc	+	38,557	+	Not Reported
United Native American Telecommunications, Inc.	Not Reported	Not Reported	Not Reported	Not Reported
USLD Communications, Inc	-	36,227	36,227	Not Reported
U.S. South Communications	-	-	-	-

US West Long Distance, Inc.*	+	435	+	Not Reported
VoCall Communications Corporation	+	+	+	Not Reported
Williams Communications, Inc.*	+	512,312	+	Not Reported
World Telecom Group, Inc	+	+	+	Not Reported
Worldcom Technologies, Inc.	+	+	+	Not Reported
XO Long Distance Services, Inc.	-	616	-	Not Reported
Yukon Long Distance Company	-	-	-	-
Z-Tel Communications, Inc.*	+	12	+	Not Reported
TOTAL		\$ 80,227,164		\$ \$ 44,155,163
				253,595,561

¹ Revenue classes per 3 AAC 48.277.

² AT&T Alascom reports total company amounts less Local Operations

* Information obtained from Regulatory Cost Charge filings.

** AFS financial reports are consolidated for the two types of services it is authorized to provide. Accordingly, we have included its financial information in the Local Exchange Carrier section above.

+ Alaska operations not reported separately.

RCA homepage

Top of page

You might also like

Back

Next

Questions or comments?

Regulatory Commission of Alaska

700 W 3rd Avenue, Suite 300

Anchorage, Alaska 99501-3000

(907) 276-6222 300 390-2745

Email

Feedback

Telephone Rates - Sample Monthly Residential

Prepared by Jennifer Meiwes

As of June 30, 2001

Single-Party Access Line Monthly Rate

Community	Total Rate	RCC Rate*	Monthly Rate	Utility Serving C
Akhiok	\$16.83	1.1	\$ 16.30	A o h o h
Akiachak	\$19.80	1.1	\$ 19.23	United Utilities, In
Akiak	\$19.80	1.1 2	\$ 19.23	United Utilities, In
Akutan	\$16.83	1.1 2	\$ 16.30	A o the o thl
Alakanuk	\$19.80	1.1 2	\$ 19.23	United Utilities, In
Aleknagik	\$14.49	1.1 2	\$ 14.00	Nushagak Telepho
Allakaket	\$14.95	1.1 2	\$ 14.45	Bettles Telephone
Ambler	\$16.28	0.000%	\$ 15.95	OTZ Telephone C
Anchor Point	\$16.83	1.1 2%	\$ 16.30	AC o the Northl
Anchorage	\$10.12	1.1 2%	\$ 9.70	ACS of Anchorag
Anchorage	\$10.12	1.172%	\$ 9.70	AT&T Alascom
Anchorage	\$9.82	1.172%	\$ 9.40	GCI Communicati
Anderson	\$13.98	1.172%	\$ 13.50	Matanuska Teleph
Angoon	\$16.83	1.172%	\$ 16.30	ACS of the Northl
Aniak	\$22.11	1.172%	\$ 21.50	Bush-Tell, Incorp
Anvik	\$21.11	1.172%	\$ 21.50	Bush-Tell, Incorp
Arctic Village	\$19.80	1.172%	\$ 19.23	United Utilities, In
Atka	\$16.83	1.172%	\$ 16.30	ACS of the Northl
Atnautluak	\$19.80	1.172%	\$ 19.23	United Utilities, In
Barrow	\$14.29	1.172%	\$ 13.80	Artic Slope Telep
Bartlett Cove	\$16.83	1.172%	\$ 16.30	ACS of the Northl

Beaver	\$19.80	1.172%	\$ 19.23	United Utilities, In
Bethel	\$14.29	1.172%	\$ 13.80	United_KUC, Inc.
Bettles	\$14.95	1.172%	\$ 14.45	Bettles Telephone
Big Lake	\$13.98	1.172%	\$ 13.50	Matanuska Teleph
Birch Creek	\$19.80	1.172%	\$ 19.23	United Utilities, In
Birch Lake	\$16.83	1.172%	\$ 16.30	ACS of the Northl
Bird	\$10.12	1.172%	\$ 9.70	ACS of Anchorage
Bird	\$10.12	1.172%	\$ 9.70	AT&T Alascom
Bird	\$9.82	1.172%	\$ 9.40	GCI Communicati
Border City	\$16.83	1.172%	\$ 16.30	ACS of the Northl
Bornite	\$16.28	0.000%	\$ 15.95	OTZ Telephone C
Brevig Mission	\$15.71	1.172%	\$ 15.20	Mukluk Telephon
Buckland	\$16.28	0.000%	\$ 15.95	OTZ Telephone C
Candle	\$16.28	0.000%	\$ 15.95	OTZ Telephone C
Cantwell	\$13.98	1.172%	\$ 13.50	Matanuska Teleph
Central	\$19.80	1.172%	\$ 19.23	United Utilities, In
Chalkyitsik	\$19.80	1.172%	\$ 19.23	United Utilities, In
Chatanika	\$22.62	1.172%	\$ 22.00	Summit Telephon
Chatham	\$16.83	1.172%	\$ 16.30	ACS of the Northl
Chefornak	\$19.80	1.172%	\$ 19.23	United Utilities, In
Chena Hot Springs	\$22.62	1.172%	\$ 22.00	Summit Telephon
Chevak	\$19.80	1.172%	\$ 19.23	United Utilities, In
Chicago Creek	\$16.28	0.000%	\$ 15.95	OTZ Telephone C
Chickaloon	\$13.98	1.172%	\$ 13.50	Matanuska Teleph
Chignik	\$16.83	1.172%	\$ 16.30	ACS of the Northl
Chignik Lagoon	\$16.83	1.172%	\$ 16.30	ACS of the Northl
Chignik Lake	\$16.83	1.172%	\$ 16.30	ACS of the Northl
Chiniak	\$16.83	1.172%	\$ 16.30	ACS of the Northl
Chisana	\$14.29	1.172%	\$ 13.80	Alaska Telephone
Chistochina	\$13.93	1.172%	\$ 13.45	Copper Valley Tel
Chitina	\$13.93	1.172%	\$ 13.45	Copper Valley Tel
Chuathbaluk	\$19.80	1.172%	\$ 19.23	United Utilities, In
Chugiak	\$14.29	1.172%	\$ 13.80	Matanuska Teleph
Circle Hot Springs	\$19.80	1.172%	\$ 19.23	United Utilities, In
Clam Gulch	\$16.83	1.172%	\$ 16.30	ACS of the Northl
Clarks Point	\$21.85	1.172%	\$ 21.25	Nushagak Telepho
Clear	\$13.98	1.172%	\$ 13.50	Matanuska Teleph

Cleary Summit	\$22.62	1.172%	\$ 22.00	Summit Telephon
Coffman Cove	\$16.83	1.172%	\$ 16.30	ACS of the Northl
Cold Bay	\$20.43	1.172%	\$ 19.85	Interior Telephone
Cold Foot	\$22.62	1.172%	\$ 22.00	Summit Telephon
Cooper Landing	\$20.43	1.172%	\$ 19.85	Interior Telephone
Copper Center	\$13.93	1.172%	\$ 15.45	Copper Valley Tel
Council	\$15.71	1.172%	\$ 15.20	Mukluk Telephon
Craig	\$14.29	1.172%	\$ 13.80	Alaska Telephone
Crooked Creek	\$22.11	1.172%	\$ 21.50	Bush-Tell, Incorp
Cube Cove	\$39.27	1.172%	\$ 38.40	ACS of the Northl
Deering	\$16.28	0.000%	\$ 15.95	OTZ Telephone C
Delta Junction	\$16.83	1.172%	\$ 16.30	ACS of the Northl
Dillingham	\$14.49	1.172%	\$ 14.00	Nushagak Telepho
Dot Lake	\$14.29	1.172%	\$ 13.80	Alaska Telephone
Douglas	\$9.48	1.172%	\$ 9.42	ACS of Alaska, In
Dutch Harbor	\$20.43	1.172%	\$ 19.85	Interior Telephone
Eagle	\$12.46	1.172%	\$ 12.00	North Country Tel
Eagle River	\$14.29	1.172%	\$ 13.80	Matanuska Teleph
Eagle Village	\$12.46	1.172%	\$ 12.00	North Country Tel
Edna Bay	\$14.29	1.172%	\$ 13.80	Alaska Telephone
Eek	\$19.80	1.172%	\$ 19.23	United Utilities, In
Egegik	\$16.83	1.172%	\$ 16.30	ACS of the Northl
Eielson AFB	\$9.56	1.172%	\$ 9.15	GCI Communicati
Eielson AFB	\$9.84	1.172%	\$ 9.42	ACS of Alaska, In
Eklutna	\$14.29	1.172%	\$ 13.80	Matanuska Teleph
Ekuk	\$21.85	1.172%	\$ 21.25	Nushagak Telepho
Ekwok	\$18.71	1.172%	\$ 18.15	Bristol Bay Telep
Elfin Cove	\$16.83	1.172%	\$ 16.30	ACS of the Northl
Elim	\$15.71	1.172%	\$ 15.20	Mukluk Telephon
Emmonak	\$19.80	1.172%	\$ 19.23	United Utilities, In
English Bay	\$16.83	1.172%	\$ 16.30	ACS of the Northl
Evansville	\$14.95	1.172%	\$ 14.45	Bettles Telephone
Fairbanks	\$12.97	1.172%	\$ 12.50	ACS of Fairbanks,
Fairbanks	\$12.61	1.172%	\$ 12.15	GCI Communicati
False Pass	\$16.83	1.172%	\$ 16.30	ACS of the Northl
Fort Greely	\$16.83	1.172%	\$ 16.30	ACS of the Northl
Fort Richardson	\$10.12	1.172%	\$ 9.70	ACS of Anchorag

Fort Richardson	\$10.12	1.172%	\$ 9.70	AT&T Alascom
Fort Richardson	\$9.82	1.172%	\$ 9.40	GCI Communicati
Fort Wainwright	\$9.84	1.172%	\$ 9.42	ACS of Alaska, In
Fort Wainwright	\$9.56	1.172%	\$ 9.15	GCI Communicati
Fort Yukon	\$20.43	1.172%	\$ 19.85	Interior Telephone
Gakona	\$13.93	1.172%	\$ 13.45	Copper Valley Tel
Galena	\$20.43	1.172%	\$ 19.85	Interior Telephone
Gambell	\$19.80	1.172%	\$ 19.23	United Utilities, In
Girdwood	\$10.12	1.172%	\$ 9.70	ACS of Anchorag
Girdwood	\$10.12	1.172%	\$ 9.70	AT&T Alascom
Girdwood	\$9.82	1.172%	\$ 9.40	GCI Communicati
Glennallen	\$13.93	1.172%	\$ 13.45	Copper Valley Tel
Golovin	\$15.71	1.172%	\$ 15.20	Mukluk Telephon
Goodnews Bay	\$19.80	1.172%	\$ 19.23	United Utilities, In
Grayling	\$22.11	1.172%	\$ 21.50	Bush-Tell, Incorp
Gulkana	\$13.93	1.172%	\$ 13.45	Copper Valley Tel
Gustavus	\$16.83	1.172%	\$ 16.30	ACS of the Northl
Haines	\$14.29	1.172%	\$ 13.80	Alaska Telephone
Haines Highway	\$14.29	1.172%	\$ 13.80	Alaska Telephone
Halibut Cove	\$16.83	1.172%	\$ 16.30	ACS of the Northl
Healy	\$13.98	1.172%	\$ 13.50	Matanuska Teleph
Healy Lake	\$14.29	1.172%	\$ 13.80	Alaska Telephone
Hobart Bay	\$16.83	1.172%	\$ 16.30	ACS of the Northl
Hollis	\$14.29	1.172%	\$ 13.80	Alaska Telephone
Holy Cross	\$22.11	1.172%	\$ 21.50	Bush-Tell, Incorp
Homer	\$16.83	1.172%	\$ 16.30	ACS of the Northl
Hoonah	\$16.83	1.172%	\$ 16.30	ACS of the Northl
Hooper Bay	\$19.80	1.172%	\$ 19.23	United Utilities, In
Hope	\$10.12	1.172%	\$ 9.70	ACS of Anchorag
Hope	\$10.12	1.172%	\$ 9.70	AT&T Alascom
Hope	\$9.82	1.172%	\$ 9.40	GCI Communicati
Houston	\$13.98	1.172%	\$ 13.50	Matanuska Teleph
Hughes	\$16.83	1.172%	\$ 16.30	ACS of the Northl
Huslia	\$16.83	1.172%	\$ 16.30	ACS of the Northl
Hydaburg	\$14.29	1.172%	\$ 13.80	Alaska Telephone
Hyder	\$14.29	1.172%	\$ 13.80	Alaska Telephone
Igiugig	\$18.71	1.172%	\$ 18.15	Bristol Bay Telep

Iliamna	\$20.43	1.172%	\$ 19.85	Interior Telephone
Indian	\$10.12	1.172%	\$ 9.70	ACS of Anchorage
Indian	\$10.12	1.172%	\$ 9.70	AT&T Alascom
Indian	\$9.82	1.172%	\$ 9.40	GCI Communicati
Ivanof Bay	\$16.83	1.172%	\$ 16.30	ACS of the Northl
Juneau	\$9.84	1.172%	\$ 9.42	ACS of Alaska, In
Juneau	\$9.56	1.172%	\$ 9.15	GCI Communicati
Kachemak	\$16.83	1.172%	\$ 16.30	ACS of the Northl
Kaguyak	\$16.83	1.172%	\$ 16.30	ACS of the Northl
Kake	\$16.83	1.172%	\$ 16.30	ACS of the Northl
Kalifonsky	\$16.83	1.172%	\$ 16.30	ACS of the Northl
Kalskag, Lower	\$22.11	1.172%	\$ 21.50	Bush-Tell, Incorp
Kalskag, Upper	\$22.11	1.172%	\$ 21.50	Bush-Tell, Incorp
Kaltag	\$16.83	1.172%	\$ 16.30	ACS of the Northl
Karluk	\$16.83	1.172%	\$ 16.30	ACS of the Northl
Kasaan	\$16.83	1.172%	\$ 16.30	ACS of the Northl
Kasigluk	\$19.80	1.172%	\$ 19.23	United Utilities, In
Kasilof	\$16.83	1.172%	\$ 16.30	ACS of the Northl
Kazakof Bay	\$32.82	1.172%	\$ 32.05	ACS of the Northl
Kenai	\$16.83	1.172%	\$ 16.30	ACS of the Northl
Kenny Lake	\$13.93	1.172%	\$ 13.45	Copper Valley Tel
Kiana	\$16.28	0.000%	\$ 15.95	OTZ Telephone C
King Cove	\$20.43	1.172%	\$ 19.85	Interior Telephone
King Salmon	\$18.71	1.172%	\$ 18.15	Bristol Bay Telep
Kipnuk	\$19.80	1.172%	\$ 19.23	United Utilities, In
Kiva'ina	\$16.28	0.000%	\$ 15.95	OTZ Telephone C
Klawock	\$16.83	1.172%	\$ 16.30	ACS of the Northl
Klukwan	\$14.29	1.172%	\$ 13.80	Alaska Telephone
Knik	\$13.98	1.172%	\$ 13.50	Matanuska Teleph
Kobuk	\$16.28	0.000%	\$ 15.95	OTZ Telephone C
Kodiak	\$16.83	1.172%	\$ 16.30	ACS of the Northl
Kokhanok	\$16.83	1.172%	\$ 16.30	ACS of the Northl
Koliganek	\$18.71	1.172%	\$ 18.15	Bristol Bay Telep
Kongiganak	\$19.80	1.172%	\$ 19.23	United Utilities, In
Kotlik	\$19.80	1.172%	\$ 19.23	United Utilities, In
Kotzebue	\$16.28	0.000%	\$ 15.95	OTZ Telephone C
Koyuk	\$15.71	1.172%	\$ 15.20	Mukluk Telephon

Koyukuk	\$16.83	1.172%	\$ 16.30	ACS of the Northl
Kwethluk	\$19.80	1.172%	\$ 19.23	United Utilities, In
Kwigillingok	\$19.80	1.172%	\$ 19.23	United Utilities, In
Lake Louise	\$13.93	1.172%	\$ 13.45	Copper Valley Tel
Lake Minchumina	\$19.80	1.172%	\$ 19.23	United Utilities, In
Larsen Bay	\$16.83	1.172%	\$ 16.30	ACS of the Northl
Levelock	\$18.71	1.172%	\$ 18.15	Bristol Bay Telep
Lime Village	\$19.80	1.172%	\$ 19.23	United Utilities, In
Little Diomede	\$15.71	1.172%	\$ 15.20	Mukluk Telephon
Livengood	\$19.80	1.172%	\$ 19.23	United Utilities, In
Long Island	\$16.83	1.172%	\$ 16.30	ACS of the Northl
Manley Hot Springs	\$19.80	1.172%	\$ 19.23	United Utilities, In
Manokotak	\$21.85	1.172%	\$ 21.25	Nushagak Telepho
Marshall	\$19.80	1.172%	\$ 19.23	United Utilities, In
McCarthy	\$13.93	1.172%	\$ 13.45	Copper Valley Tel
McGrath	\$14.29	1.172%	\$ 13.80	United Utilities, In
McKinley Park	\$13.98	1.172%	\$ 13.50	Matanuska Teleph
Mekoyuk	\$19.80	1.172%	\$ 19.23	United Utilities, In
Mentasta	\$13.93	1.172%	\$ 13.45	Copper Valley Tel
Meshik	\$16.83	1.172%	\$ 16.30	ACS of the Northl
Metlakatla	\$14.29	1.172%	\$ 13.80	Alaska Telephone
Meyers Chuck	\$14.29	1.172%	\$ 13.80	Alaska Telephone
Minto	\$19.80	1.172%	\$ 19.23	United Utilities, In
Moose Pass	\$14.29	1.172%	\$ 13.80	Interior Telephone
Mount Edgecumbe	\$16.83	1.172%	\$ 16.30	ACS of the Northl
Mountain Village	\$19.80	1.172%	\$ 19.23	United Utilities, In
Naknek	\$18.71	1.172%	\$ 18.15	Bristol Bay Telep
Naknek, South	\$18.71	1.172%	\$ 18.15	Bristol Bay Telep
Napakiak	\$19.80	1.172%	\$ 19.23	United Utilities, In
Napaskiak	\$19.80	1.172%	\$ 19.23	United Utilities, In
Naukati	\$14.29	1.172%	\$ 13.80	Alaska Telephone
Nelchina	\$13.93	1.172%	\$ 13.45	Copper Valley Tel
Nelson Lagoon	\$16.83	1.172%	\$ 16.30	ACS of the Northl
Nenana	\$16.83	1.172%	\$ 16.30	ACS of the Northl
New Chenega Bay	\$19.80	1.172%	\$ 19.23	United Utilities, In
New Stuyahok	\$18.71	1.172%	\$ 18.15	Bristol Bay Telep
Newhalen	\$20.43	1.172%	\$ 19.85	Interior Telephone

Newtok	\$19.80	1.172%	\$ 19.23	United Utilities, In
Nightmute	\$19.80	1.172%	\$ 19.23	United Utilities, In
Nikiski	\$16.83	1.172%	\$ 16.30	ACS of the Northl
Nikolaevsk	\$16.83	1.172%	\$ 16.30	ACS of the Northl
Nikolai	\$19.80	1.172%	\$ 19.23	United Utilities, In
Nikolski	\$16.83	1.172%	\$ 16.30	ACS of the Northl
Ninilchik	\$16.83	1.172%	\$ 16.30	ACS of the Northl
Noatak	\$16.29	0.000%	\$ 15.95	OTZ Telephone C
Nome	\$14.29	1.172%	\$ 13.80	Mukluk Telephon
Nondalton	\$16.83	1.172%	\$ 16.30	ACS of the Northl
Noorvik	\$16.28	0.000%	\$ 15.95	OTZ Telephone C
North Pole	\$16.83	1.172%	\$ 16.30	ACS of the Northl
Northway	\$16.83	1.172%	\$ 16.30	ACS of the Northl
Nulato	\$16.83	1.172%	\$ 16.30	ACS of the Northl
Nunapitchuk	\$19.80	1.172%	\$ 19.23	United Utilities, In
Old Harbor	\$16.83	1.172%	\$ 16.30	ACS of the Northl
Oscarville	\$19.80	1.172%	\$ 19.23	United Utilities, In
Ouzinkie	\$16.83	1.172%	\$ 16.30	ACS of the Northl
Palmer	\$13.98	1.172%	\$ 13.50	Matanuska Teleph
Paxson	\$13.93	1.172%	\$ 13.45	Copper Valley Tel
Pedro Bay	\$16.83	1.172%	\$ 16.30	ACS of the Northl
Pelican	\$16.83	1.172%	\$ 16.30	ACS of the Northl
Perryville	\$16.83	1.172%	\$ 16.30	ACS of the Northl
Peters Creek	\$14.29	1.172%	\$ 13.80	Matanuska Teleph
Petersburg	\$14.29	1.172%	\$ 13.80	Alaska Telephone
Petersville	\$13.98	1.172%	\$ 13.50	Matanuska Teleph
Pilot Point	\$16.83	1.172%	\$ 16.30	ACS of the Northl
Pilot Station	\$19.80	1.172%	\$ 19.23	United Utilities, In
Pitkas Point	\$19.80	1.172%	\$ 19.23	United Utilities, In
Platinum	\$19.80	1.172%	\$ 19.23	United Utilities, In
Point Baker	\$16.83	1.172%	\$ 16.30	ACS of the Northl
Point MacKenzie	\$13.98	1.172%	\$ 13.50	Matanuska Teleph
Port Alexander	\$16.83	1.172%	\$ 16.30	ACS of the Northl
Port Alsworth	\$16.83	1.172%	\$ 16.30	ACS of the Northl
Port Graham	\$16.83	1.172%	\$ 16.30	ACS of the Northl
Port Lions	\$20.43	1.172%	\$ 19.85	Interior Telephone
Port Protection	\$16.83	1.172%	\$ 16.30	ACS of the Northl

Portage Creek	\$16.83	1.172%	\$ 16.30	ACS of the Northl
Quinhagak	\$19.80	1.172%	\$ 19.23	United Utilities, In
Rampart	\$19.80	1.172%	\$ 19.23	United Utilities, In
Red Devil	\$22.11	1.172%	\$ 21.50	Bush-Tell, Incorp
Red Dog	\$16.28	0.000%	\$ 15.95	OTZ Telephone C
Ruby	\$17.54	1.172%	\$ 17.00	Yukon Telephone
Russion Mission	\$19.80	1.172%	\$ 19.23	United Utilities, In
Saint George	\$16.83	1.172%	\$ 16.30	ACS of the Northl
Saint Marys	\$19.80	1.172%	\$ 19.23	United Utilities, In
Saint Michael	\$15.71	1.172%	\$ 15.20	Mukluk Telephon
Saint Paul	\$16.83	1.172%	\$ 16.30	ACS of the Northl
Salamatof	\$16.83	1.172%	\$ 16.30	ACS of the Northl
Sand Point	\$20.43	1.172%	\$ 19.85	Interior Telephone
Savoonga	\$19.80	1.172%	\$ 19.23	United Utilities, In
Scammon Bay	\$19.80	1.172%	\$ 19.23	United Utilities, In
Selawik	\$16.28	0.000%	\$ 15.95	OTZ Telephone C
Selde /ia	\$16.83	1.172%	\$ 16.30	ACS of the Northl
Seward	\$14.29	1.172%	\$ 13.80	Interior Telephone
Shageluk	\$22.11	1.172%	\$ 21.50	Bush-Tell, Incorp
Shaktoolik	\$15.71	1.172%	\$ 15.20	Mukluk Telephon
Sheldon Point	\$19.80	1.172%	\$ 19.23	United Utilities, In
Shishmaref	\$15.71	1.172%	\$ 15.20	Mukluk Telephon
Shungnak	\$16.28	0.000%	\$ 15.95	OTZ Telephone C
Sitka	\$16.83	1.172%	\$ 16.30	ACS of the Northl
Skagway	\$14.29	1.172%	\$ 13.80	Alaska Telephone
Slana	\$13.93	1.172%	\$ 13.45	Copper Valley Tel
Sleetmute	\$22.11	1.172%	\$ 21.50	Bush-Tell, Incorp
Soldotna	\$16.83	1.172%	\$ 16.30	ACS of the Northl
Stebbins	\$15.71	1.172%	\$ 15.20	Mukluk Telephon
Sterling	\$16.83	1.172%	\$ 16.30	ACS of the Northl
Stevens Village	\$19.80	1.172%	\$ 19.23	United Utilities, In
Stony River	\$22.11	1.172%	\$ 21.50	Bush-Tell, Incorp
Sutton	\$13.98	1.172%	\$ 13.50	Matanuska Teleph
Takotna	\$19.80	1.172%	\$ 19.23	United Utilities, In
Talkeetna	\$13.98	1.172%	\$ 13.50	Matanuska Teleph
Tanana	\$17.54	1.172%	\$ 17.00	Yukon Telephone
Tatitlek	\$13.93	1.172%	\$ 13.45	Copper Valley Tel

Telida	\$19.80	1.172%	\$ 19.23	United Utilities, In
Teller	\$15.71	1.172%	\$ 15.20	Mukluk Telephon
Tenakee Springs	\$16.83	1.172%	\$ 16.30	ACS of the Northl
Tetlin	\$14.29	1.172%	\$ 13.80	Alaska Telephone
Thorne Bay	\$16.83	1.172%	\$ 16.30	ACS of the Northl
Togiak	\$19.80	1.172%	\$ 19.23	United Utilities, In
Tok	\$14.29	1.172%	\$ 13.80	Alaska Telephone
Toksook Bay	\$19.80	1.172%	\$ 19.23	United Utilities, In
Tuluksak	\$19.80	1.172%	\$ 19.23	United Utilities, In
Tuntutuliak	\$19.80	1.172%	\$ 19.23	United Utilities, In
Tununak	\$19.80	1.172%	\$ 19.23	United Utilities, In
Twin Hills	\$19.80	1.172%	\$ 19.23	United Utilities, In
Tyonek	\$13.98	1.172%	\$ 13.50	Matanuska Teleph
Unalakleet	\$14.29	1.172%	\$ 13.80	United-KUC, Inc.
Unalaska	\$20.43	1.172%	\$ 19.85	Interior Telephone
Usibelli	\$13.98	1.172%	\$ 13.50	Matanuska Teleph
Valdez	\$13.98	1.172%	\$ 13.45	Copper Valley Tel
Venetie	\$19.80	1.172%	\$ 19.23	United Utilities, In
Wales	\$15.71	1.172%	\$ 15.20	Mukluk Telephon
Wasilla	\$13.98	1.172%	\$ 13.50	Matanuska Teleph
Whale Pass	\$14.29	1.172%	\$ 13.80	Alaska Telephone
White Mountain	\$15.71	1.172%	\$ 15.20	Mukluk Telephon
Whittier	\$17.54	1.172%	\$ 17.00	Yukon Telephone
Willow	\$13.98	1.172%	\$ 13.50	Matanuska Teleph
Wiseman	\$22.62	1.172%	\$ 22.00	Summit Telephon
Women's Bay	\$16.83	1.172%	\$ 16.30	ACS of the Northl
Wrangell	\$14.29	1.172%	\$ 13.80	Alaska Telephone
Yakutat	\$16.83	1.172%	\$ 16.30	ACS of the Northl

[Home](#) | [About Us](#) | [Contact Us](#) | [Privacy Policy](#) | [Terms of Service](#)

Question and Comment
 Regulatory Commission of Alaska
 1400 Westchester Suite 300
 Anchorage, Alaska 99501-2400
 Phone: 907-262-2000 Fax: 907-262-2000

Regulatory Commission of Alaska

2001 Annual Report - Statistical Section

Telecommunications Relay Services Certificated

GCI Communication Corp.

A dark, low-contrast banner image, possibly a scan of a website or document. It features a 'Feedback' button in the lower right corner. The rest of the banner is mostly black with some faint, illegible text and small icons on the left side.

Pay Telephone Providers Certificated

ALASKA COMMUNICATIONS SYSTEM, INC. (ACS)

ALASKA HOTEL & BAR, INC. (AHBI)

**ALASKA INDOOR SPORTS MCBRIDES/WINNERS/ATHLETES FOOT/PLAZA SHOES
d/b/a (AIS)**

ALASKA NATIVE HERITAGE CENTER, INC. (ANHC)

ALASKA PAYPHONE (ALASKA PAY)

ALASKA PAYTEL (AKPAY)

ALASKA PRODUCTS AND SERVICES (ALASKA PRO)

ALASKA TEL-CARD (AKTEL-CARD)

ALASKA TELEPHONE COMPANY (FORMERLY NATIONAL UTILITIES, INC.) (ATC)

ARCTIC SLOPE TELEPHONE ASSOCIATION COOPERATIVE, INC. (ASTAC)

BETTLES TELEPHONE, INC. (BTI)

BRISTOL BAY TELEPHONE COOPERATIVE, INC. (BBTC)

BUSH-TELL INCORPORATED (BUSH-TELL)

CENTURY THEATRES, INC. (CENTURY)

COPPER VALLEY TELEPHONE COOPERATIVE, INC. (CVTC)

CJRDOVA TELEPHONE COOPERATIVE, INC. (CTCI)

CROSSROADS LOUNGE, D/B/A DONALD P. SKEWIS (CROSSROADS)

DANLOR COMMUNICATIONS, INC. (DCI)

DOW INTERNATIONAL (DOW)

EASTFORK, LLC (EASTFORK)


FORWARD AMUSEMENT COMPANY, D/B/A FRED HENRY ROWAN (FORWARD)

FOX RUN CAMPGROUND ENTERPRISES (FOX RUN)

GENERAL COMMUNICATION, INC., AND GCI GCI COMMUNICATION CORP. d/b/a (GCI)

GLACIER TELECOM JAMES E. CARTER D/B/A (GLACIER)
GTE ALASKA INCORPORATED (GTE)
HOMER CLEANING CENTER (HCC)
INTERNATIONAL TELECOM, INC. (ITI)
INTERSTATE TELECOMMUNICATIONS, INC. (INTERSTATE)
KETCHIKAN PUBLIC UTILITIES KETCHIKAN, CITY OF d/b/a (KPU)
LEXCOM TELECOMMUNICATIONS (LEXCOM)
MAIL CACHE, INC. (MAIL CACHE)
MATANUSKA TELEPHONE ASSOCIATION, INC. (MTA)
METROPHONE TELECOMMUNICATIONS, INC. (METROPHONE)
NORTH COUNTRY TELEPHONE, INC. (NCTI)
NUSHAGAK TELEPHONE COOPERATIVE, INC. (NTCI)
OTZ TELEPHONE COOPERATIVE, INC. (OTZ)
OZZIE'S ARCADE & COFFEE SHOP (OZZIE'S)
PARACOM INCORPORATED (PARACOM)
PIONEER TELECOM, INC. (PIONEER)
PTI COMMUNICATIONS OF ALASKA, INC. (PTIC)
SAL'S ENTERPRISES (SAL)
SHORT STOP STORAGE D/B/A LINDA SUE WHITAKER (SHORT STOP)
SKYTALKWEST (STW)
SUMMIT TELEPHONE COMPANY SUMMIT TELEPHONE & TELEGRAPH CO. OF ALASKA
d/b/a (SUMMIT)
TELALASKA LONG DISTANCE, INC. d/b/a TELALASKA (TALDI)
TELEPHONE UTILITIES OF ALASKA, INC. (A DIVISION OF ACS) (TUA)
TELEPHONE UTILITIES OF THE NORTHLAND, INC., (A DIVISION OF ACS) (TUNI)
TOLSONA COMPANY (TOLSONA)
UNITED UTILITIES, INC. (UUI)
ZIP ZAPS (ZIPZAPS)

Water Utilities Certificated



ALPAT WATER UTILITY COMPANY (ALPAT)

Provides service to Anchorage

ANCHORAGE WATER AND WASTEWATER UTILITY MUNICIPALITY OF ANCHORAGE D/B/A (AWWU)

Provides service to Anchorage, Chugiak, Eagle River, Girdwood

*** BARROW UTILITIES AND ELECTRIC COOPERATIVE, INC. (BUECI)**

Provides service to Barrow

*** BETHEL, CITY OF (BETHEL)**

Provides service to Bethel

CHUGIAK UTILITIES, INC. (CUI)

Provides service to Eagle River

COLLEGE UTILITIES CORPORATION (CUC)

Provides service to College, Fairbanks

*** COPPER VALLEY CONSTRUCTION COMPANY (CVCC)**

Provides service to Copper Center, Glennallen

*** CORDOVA, CITY OF (CORDOVA)**

Provides service to Cordova

*** CRAIG, CITY OF (CRAIG)**

Provides service to Craig

CRYSTAL CATHEDRALS WATER & SEWER SYSTEM, INC. (CCWSS)

Provides service to Haines

DAWN DEVELOPMENT CORPORATION (DAWN)

Provides service to Eagle River

*** DILLINGHAM, CITY OF (DILLINGHAM)**

Provides service to Dillingham

EAGLE UTILITIES, INC. (EAGLE)

Provides service to Palmer

*** EGEGIK, CITY OF (CITY)**

Provides service to Egegik

*** EKLUTNA UTILITIES, INC. (EUI)**

Provides service to Chugiak, Eagle River, Eklutna

*** GALENA, CITY OF (GALENA)**

Provides service to Galena

GOLDEN HEART UTILITIES, INC. (GHU)

Provides service to Fairbanks

*** HAINES, CITY OF (HAINES)**

Provides service to Haines

*** HOMER, CITY OF (HOMER)**

Provides service to Homer

*** HOONAH, CITY OF (HOONAH)**

Provides service to Hoonah

*** HYDABURG, CITY OF (HYDABURG)**

Provides service to Hydaburg

*** JUNEAU, CITY AND BOROUGH OF (JUNEAU)**

Provides service to Douglas, Juneau

KAKE TRIBAL CORPORATION (KAKE TRIBA)

Provides service to Pelican

*** KAKE, CITY OF (KAKE)**

Provides service to Kake

*** KENAI, CITY OF (KENAI)**

Provides service to Kenai

*** KETCHIKAN GATEWAY BOROUGH D/B/A SHOUP STREET SERVICE AREA (SSSA)**

Provides service to Ketchikan

*** KING COVE, CITY OF (KING COVE)**

Provides service to King Cove

*** KLAWOCK, CITY OF (KLAWOCK)**

Provides service to Klawock

*** KODIAK, CITY OF (KODIAK)**

Provides service to Kodiak

*** KOTZEBUE MUNICIPAL UTILITIES CITY OF KOTZEBUE D/B/A (KMU)**

Provides service to Kotzebue

*** MATANUSKA-SUSITNA BOROUGH (MAT-SU)**

Provides service to Talkeetna

MCGAHAN UTILITIES, INC. (MCGAHAN)

Provides service to Nikiski

*** MCGRATH, CITY OF (MCGRATH)**

Provides service to McGrath

MCKINLEY UTILITIES, INC. (MUI)

Provides service to Eagle River

*** MOUNTAIN POINT SERVICE AREA OF THE KETCHIKAN GATEWAY BOROUGH (MPSA)**

Provides service to Ketchikan

N.L.T. WATER CO., INC. (NLT)

Provides service to Wasilla

*** NENANA, CITY OF (NENANA)**

Provides service to Nenana

*** NOME JOINT UTILITY SYSTEMS (NOME)**

Provides service to Nome

*** NORTH POLE UTILITY CITY OF NORTH POLE D/B/A (NORTH POLE)**

Provides service to North Pole

*** NORTH SLOPE BOROUGH UTILITIES (NSB)**

Provides service to Anaktuvuk Pass, Atkasuk, Deadhorse/Prudhoe Bay, Kaktovik,

Nuiqsut, Point Hope, Point Lay, Wainwright

*** PETERSBURG, CITY OF (PETERSBURG)**

Provides service to Petersburg

POTTER CREEK WATER COMPANY (PCWC)

Provides service to Anchorage

*** RANGEVIEW UTILITIES (RANGEVIEW)**

Provides service to Anchorage

*** ROMIG PARK IMPROVEMENT COMPANY (RPIC)**

Provides service to Anchorage

*** SAXMAN, CITY OF (SAXMAN)**

Provides service to Saxman

SCOTT HEBERTSON & RANDY HESTAND D/B/A SANDLAKE SERVICES (SANDLAKE)

Provides service to Anchorage

*** SELDOVIA, CITY OF (SELDOVIA)**

Provides service to Seldovia

*** SEWARD, CITY OF (SEWARD)**

Provides service to Seward

*** SITKA, CITY AND BOROUGH OF (SITKA)**

Provides service to Mount Edgecumbe, Sitka

*** SOLDOTNA, CITY OF (SOLDOTNA)**

Provides service to Soldotna

SOUTHCENTRAL UTILITIES, INC. (SCUI)

Provides service to Anchorage

SPENARD HEIGHTS WATER SYSTEM WAYNE CATES D/B/A (SHWS)

Provides service to Anchorage

*** ST. PAUL, CITY OF (ST. PAUL)**

Provides service to Saint Paul

SWISS CASTLE ESTATES WATER WORKS, RON ALLEVA D/B/A (SWISS CASTLE)

Provides service to Wasilla

*** THORNE BAY, CITY OF (THORNE BAY)**

Provides service to Thorne Bay

TRILLIUM CORPORATION (TRILLIUM)

Provides service to Wasilla

*** UNALASKA, CITY OF (UNALASKA)**

Provides service to Dutch Harbor, Unalaska

*** VALDEZ, CITY OF (VALDEZ)**

Provides service to Valdez

VALLEY WATER COMPANY, INC. (VWCI)

Provides service to Fairbanks

*** WASILLA, CITY OF (WASILLA)**

Provides service to Wasilla

*** WHITTIER, CITY OF (WHITTIER)**

Provides service to Whittier


*** WRANGELL, CITY OF (WRANGELL)**

Provides service to Wrangell

*** YAKUTAT, CITY AND BOROUGH OF (YAKUTAT)**

Provides service to Yakutat

*Not regulated by the Regulatory Commission of Alaska as to rates and service.

	<p>Questions or comments: Regulatory Commission of Alaska 701 W. 8th Avenue, Suite 800 Anchorage, Alaska 99501-2416 (907) 276-6222 / (800) 490-2785 or e-mail: rc@alaska.gov</p> <p>Feedback</p>
---	--

*Regulatory Commission of Alaska**2001 Annual Report - Statistical Section***Water Utilities - Gross Operating Revenues**

Prepared by Chris D. Smith

2000 Calendar Year

Revenues ¹

Utility	Net Plant ²	Gross Revenue	Ne
Gross Operating Revenue \$1,000,000 or Greater			
Anchorage Water & Wastewater Utility, d/b/a Municipality of Anchorage	\$ 106,225,431	\$ 28,691,037	\$ 5
College Utilities Corporation	4,177,023	2,022,006	
Golden Heart Utilities	12,560,542	4,938,689	
Subtotal	\$ 122,962,996	\$ 35,651,732	\$ 6
Gross Operating Revenue Less Than \$250,000			
Alpat Water Utility Company	\$ 59,903	\$ 21,324	
Crystal Cathedral Water System, Inc.	1,273,380	9,048	
Dawn Development Corporation ³	45,284	95,574	
Eagle Utilities, Inc.	240,390	48,270	
Eklutna Utilities, Inc.	Not Reported	Not Reported	Not
McGahan Utilities, Inc. ³	4,718	21,227	
McKinley Utilities, Inc. ³	24,408	14,649	
N.L.T. Water Co., Inc.	34,657	19,270	
Norfolk Utilities, Inc.	Not Reported	Not Reported	Not
Pelican Utility District a/d/o Kake Tribal Corp.*	Not Reported	7,293	Not
Potter Creek Water Company	433,404	45,394	
Romig Park Improvement Company	Not Reported	Not Reported	Not
Sandlake Services, R.J. & Clara	50,009	32,358	

Rhodes d/b/a			
Snowshoe Water Company, B & J Ventures d/b/a	Not Reported	Not Reported	Not
South Central Utilities, Inc.	409,915	26,589	
Spenard Heights Water System, Wayne Cates d/b/a	12,152	14,475	
Swiss Castle Estates Water Works, Ron Alleva d/b/a	1,959	11,181	
Trillium Corporation	26,766	11,343	
Valley Water Company, Inc.	Not Reported	Not Reported	Not
Subtotal	\$ 2,616,945	\$ 377,995	\$
TOTAL	\$ 125,579,941	\$36,029,727	\$6

¹ Revenue Classes per 3AAC 48.277.

² For water utilities net plant is shown net of contributions-in-aid-of-construction which grants from customers or other sources which are used to fund plant.

³ The utilities did not report the average number of customers. Rather, the utilities report units.

* Gross revenues reported from Regulatory Cost Charge Report.

<p>RCA Home Page</p> <p>Home Page</p> <p>Volunteer Information</p> <p>Back</p> <p>Next</p>	<p>Questions or comments</p> <p>Regulatory Commission of Alaska</p> <p>701 W. 8th Avenue, Suite 210</p> <p>Anchorage, Alaska 99501-6410</p> <p>(907) 276-6225 or (907) 276-6227</p> <p>e-mail:</p> <p>Feedback</p>
--	---

Regulatory Commission of Alaska

2001 Annual Report - Statistical Section

Water Rates - Sample Monthly Residential

Prepared by Matt Anger

As of June 30, 2001

Community	Location	Unmetered Flat Rate (Except as Noted)	RCC	Total Monthly Rate
Anchorage				
	Strutz & Morehand	23.65	0.00%	23.65
	Anchorage	25.80	0.59%	25.96
	Highlands Subd	41.75	0.59%	42.00
	Northcreek Subd	41.75	0.59%	42.00
	Southcreek Subd	41.75	0.59%	42.00
	Seacliff Subd	17.74	0.59%	17.84
	Country Lane Est	39.41	0.59%	39.65
	Tanaina Valley Subd	39.41	0.59%	39.65
	Spenard Heights	35.00	0.00%	35.00
Chugiak				
	North Woods Subd	27.35	0.00%	27.35
	Peters Creek	37.50	0.59%	37.72
	Thunderbird Hghts	40.72	0.59%	40.96
	Chugiak	26.00	0.59%	26.15
Eagle River				
	Eagle River	25.80	0.59%	25.95
	Eagle River	34.97	0.59%	35.18
Fairbanks				
	College	40.42	0.59%	40.66
	Fairbanks	25.74	0.59%	25.99
	Lakloey Subd	55.13	0.59%	55.46
Girdwood				
	Alyeska	25.80	0.59%	25.95
Haines				
	Haines	23.00	0.59%	23.14
Kenai Peninsula				

	Nikiski	12.50	0.00%	12.50
Palmer				
	Equestrian Acres	35.30	0.00%	35.30
Pelican				
	Pelican	5.60	0.00%	5.60
Wasilla				
	Northern Lights Terrace Subd	32.50	0.00%	32.50
	Showshoe West	37.03	0.00%	37.03
	Swiss Castle	36.00	0.00%	36.00
	Knik Road	21.00	0.59%	21.12

¹ Rates set out for College Utilities, Inc., Golden Heart Utilities, Inc., South Central Utilities, Inc., and Potter Creek Water

Company, Inc. are based on average monthly bills for metered residential customers

² This rate includes a \$5.75 fire protection charge

³ Average monthly bill, including an \$8.24 fire protection charge, for metered residential customers

⁴ This rate includes a \$5.42 fire protection charge

Questions or comments
 Regulatory Commission of Alaska
 700 W. 3rd Avenue, Suite 300
 Anchorage, Alaska 99501-3496
 (907) 276-6222 (TDD) (907) 276-6223
 or e-mail: rcak@alaska.gov

Feedback

Pipeline Carriers Certificated

AMERADA HESS PIPELINE CORPORATION (AMERADA)

TAPS

BP PIPELINES (ALASKA) INC. (BP)

TAPS

BP TRANSPORTATION (ALASKA) INC. (BPTA)

*Crude - Badami Unit's Central Production Unit to a tie-in point with the Endicott Pipeline
Crude - Northstar Unit, Seal Island to PS-1
Gas - Prudhoe Bay Unit Central Gas Compression Facility to Northstar Seal Island
Products - Endicott field's Main Production Island to the Badami Central Processing Unit*

COOK INLET PIPE LINE COMPANY (CIPL)

Crude - Granite Point to the Drift River Terminal (Cook Inlet)

ENDICOTT PIPELINE COMPANY (ENDICOTT)

Crude - Endicott Main Production Unit to PS-1

EXXONMOBIL PIPELINE COMPANY (EXXONMOBIL)

TAPS

GOLDEN VALLEY ELECTRIC ASSOCIATION, INC. (GVEA)

Crude and Residual - TAPS to North Pole refineries.

KENAI PIPE LINE COMPANY (KPL)

*Crude - Swanson River and Soldotna Creek production units (onshore fields on the Kenai Peninsula)
Middle Ground Shoals production unit (an offshore field in Cook Inlet) to Nikiski (Tesoro refinery)*

KUPARUK TRANSPORTATION COMPANY (KTC)

Crude - Kuparuk Development Area to PS-1

MILNE POINT PIPE LINE COMPANY (MPPLC)

Crude - Milne Point Production Unit to Kuparuk Pipeline

MOBIL ALASKA PIPELINE COMPANY (MOBIL)

TAPS

NORTH SLOPE BOROUGH d/b/a NUIQSUT NATURAL GAS PIPELINE (NNGP)

*Provides service to
Gas - Alpine Development Project and the Colville River Crossing*

OLIKTOK PIPELINE COMPANY (OLIKTOK)

*Provides service to
Natural Gas & Natural Gas Liquids - Kuparuk River Unit to PS-1*

PHILLIPS ALASKA PIPELINE CORPORATION (PHILLIPS)

TAPS

PHILLIPS PETROLEUM COMPANY (PPCo)

Crude - Alpine production facilities to Kuparuk Pipeline

TESORO ALASKA PIPELINE COMPANY (TESORO)

Refined Petroleum - Nikiski to Anchorage

UNOCAL PIPELINE COMPANY (UNOCAL)

TAPS

TAPS - Trans-Alaska Pipeline System (Crude Oil Shipping)
PS-1 - Pump Station #1 of TAPS

<p>RCA Alaska Regulatory Commission 1000 North Seward Street Anchorage, Alaska 99501 Phone: 907-222-3888 Fax: 907-222-3889</p>	<p>Questions or comments Regulatory Commission of Alaska 1000 North Seward Street Anchorage, Alaska 99501 Phone: 907-222-3888 Fax: 907-222-3889</p> <p>Feedback</p>
--	--

*Regulatory Commission of Alaska**2001 Annual Report - Statistical
Section***Pipeline Carriers - Gross Operating
Revenues****Prepared by Chris D. Smith****2000 Calendar Year**

Pipeline Company	Gross Property	Net Property
Alpine Transportation Company	\$ 94,442,945	\$ 94,005,445
Amerada Hess Pipeline Corporation	158,396,123	50,797,254
BP Pipelines (Alaska) Inc.	5,229,090,944	1,683,442,767
BP Transportation (Alaska) Inc.	62,070,544	55,294,654
Cook Inlet Pipe Line Company	72,323,513	25,871,214
Endicott Pipeline Company	60,041,496	14,954,661
ExxonMobil Pipeline Company	2,623,859,845	1,082,235,938
Golden Valley Electric Association, Inc.	6,223,249	3,387,274
Kenai Pipe Line Company	22,561,304	10,201,059
Kuparuk Transportation Company	133,211,177	57,311,928
Milne Point Pipe Line Company	34,810,325	17,530,252
Mobil Alaska Pipeline Company	-	-
Oliktok Pipeline Company	33,430,436	33,320,847
Phillips Alaska Pipeline Corporation	140,817,228	49,732,498
Phillips Transportation Alaska, Inc.	2,276,371,659	832,287,658
Tesoro Alaska Pipeline Company	23,262,697	4,946,120

Unocal Pipeline Company	135,390,752	46,801,058
Williams Alaska Pipeline Company, LLC	315,886,134	106,993,155
TOTAL	\$ 11,422,190,371	\$ 4,169,113,782

Pipeline Company	Total Revenue	Net Income	Throughput Barrels
Alpine Transportation Company	\$ 2,578,848	\$ 1,631,077	2,206,120
Amerada Hess Pipeline Corporation	3,010,398	5,438,988	1,500,901
BP Pipelines (Alaska) Inc.	385,406,763	(22,486,967)	185,190,601
BP Transportation (Alaska) Inc.	4,105,309	5,530,823	930,909
Cook Inlet Pipe Line Company	17,028,094	3,315,500	8,344,596
Endicott Pipeline Company	6,746,052	3,291,323	13,433,303
ExxonMobil Pipeline Company	395,841,179	226,531,589	75,456,160
Golden Valley Electric Association, Inc.	3,732,017	870,585	54,296,793
Kenai Pipe Line Company	7,120,778	1,761,567	21,122,658
Kuparuk Transportation Company	22,217,454	11,717,591	107,069,115
Milne Point Pipe Line Company	8,965,096	2,506,793	19,074,573
Mobil Alaska Pipeline Company	12,732,339	(28,194,585)	3,862,101
Oliktok Pipeline Company	6,190,169	3,623,380	11,254,850
Phillips Alaska Pipeline Corporation	13,460,193	1,118,248	5,342,254
Phillips Transportation Alaska, Inc.	380,540,208	79,823,489	111,598,758
Tesoro Alaska Pipeline Company	6,376,484	3,143,684	10,148,742
Unocal Pipeline Company	16,166,011	3,524,994	5,491,030
Williams Alaska Pipeline Company, LLC	15,761,526	3,113,886	6,450,591
TOTAL	\$1,307,978,918	\$306,261,965	642,774,155


This block contains a dark rectangular area with very low contrast. On the right side, the text "Questions or comments" is visible. At the bottom center of this area, there is a button labeled "Feedback". The rest of the content is illegible due to the dark background and low contrast.

*Regulatory Commission of Alaska**2001 Annual Report - Statistical Section***Financial Information for Fully Regulated Oil Pipeline Carriers**

Prepared by Chris D. Smith

Carrier property	1997	1998	1999	2000
Gross	\$10,870,626,467	\$11,143,942,613	\$11,167,509,117	\$11,422,190,371
Net	4,520,270,591	4,409,150,310	4,202,504,850	4,169,113,782
Revenue				
Gross	\$1,476,996,502	\$1,395,820,949	\$1,440,629,200	\$1,307,978,918
Net	347,415,918	274,463,173	504,581,438	306,261,965
Throughput (barrels)	638,076,891	686,390,088	668,104,686	642,774,155
Gross revenue (per barrel)	\$2.31	\$2.03	\$2.16	\$2.03
Net revenue (per barrel)	\$0.54	\$0.40	\$0.76	\$0.48

Figure 1
Total revenue per barrel of oil



<p>RCA Home</p> <p>Navigation icons</p>	<p>Questions or comments:</p> <p>Regulatory Commission of Alaska</p> <p>701 W. 31st Avenue, Suite 301</p> <p> Anchorage, Alaska 99511-2000</p> <p>(907) 261-6222 / (800) 451-7222</p> <p>© 2001</p> <p>Feedback</p>
---	--

Regulatory Commission of Alaska

2001 Annual Report - Statistical Section

Results of Utility Deregulation Elections

Prepared by Jeanne McPherran

Year	Utility	Election Results
1980	Matanuska Electric Association, Inc.	Member/subscribers voted against utility being deregulated.
1980	Glacier Highway Electric Association, Inc. ¹	Member/subscribers elected in favor of utility being deregulated.
1980	Tanana Power Company, Inc.	Subscribers voted against utility being deregulated.
1981	Cordova Electric Cooperative, Inc.	Member/subscribers voted in favor of utility being deregulated.
1981	Cordova Telephone Cooperative, Inc.	Member/subscribers voted in favor of utility being deregulated.
1981	Naknek Electric Association, Inc.	Member/subscribers voted in favor of utility being deregulated.
1983	Circle Electric, Richard Hutchinson d/b/a	Subscribers voted in favor of utility being deregulated.
1984	I-N-N Electric Cooperative, Inc.	Member/subscribers voted against utility being deregulated.
1986	Nelson Lagoon Electric Cooperative, Inc.	Member/subscribers voted in favor of utility being deregulated.
1987	Manokotak Power Company	Subscribers voted in favor of utility being deregulated.
1987	Eagle Power Company, Inc., Ralph E. Helmer d/b/a	Subscribers voted in favor of utility being deregulated.
1988	Egegik Light and Power, Homer Lee Leonard d/b/a ²	Subscribers voted in favor of utility being deregulated.
1988	Nushagak Electric Cooperative, Inc.	Member/subscribers voted in favor of utility being deregulated.
1989	I-N-N Electric Cooperative, Inc.	Member/subscribers voted in favor of utility being deregulated.
1989	Levelock Electric Cooperative, Inc.	Member/subscribers voted in favor of utility being deregulated.
1989	Kodiak Electric Association, Inc.	Election invalidated due to election improprieties.
1989	Kodiak Electric Association, Inc.	Member/subscribers voted against utility being deregulated.
1989	Coffman Cove Utilities Association	Subscribers voted in favor of utility being deregulated.
1990	Akiachak Native Community Electric Company	Subscribers voted in favor of utility being deregulated.
1990	Umnak Power Company, Native Village of Nikolski d/b/a	Subscribers voted in favor of utility being deregulated.

1991 Andeanof Electric Corporation	Subscribers voted in favor of utility being deregulated.
1992 Beaver Village Electrical Utilities	Subscribers voted in favor of utility being deregulated.
1993 Far North Utilities, Inc.	Subscribers voted against utility being deregulated.
1993 Romig Park Improvement Company	Subscribers voted in favor of utility being deregulated.
1993 Barrow Utilities and Electric Cooperative, Inc.	Member/subscribers voted in favor of utility being deregulated.
1993 Kotzebue Electric Association, Inc.	Member/Subscribers voted in favor of utility being deregulated.
1994 Tanalian Electric Cooperative, Inc.	Member/subscribers voted in favor of utility being deregulated.
1995 Egegik Light and Power, Homer Lee Leonard d/b/a ³	Subscribers voted against the utility being deregulated.
1996 Far North Utilities, Inc.	Subscribers voted against utility being deregulated. ⁴
1997 Circle Telephone, Richard Hutchinson d/b/a	Subscribers voted in favor of utility being deregulated.
1997 Arctic Slope Telephone Association Cooperative, Inc.	Member/subscribers voted in favor of utility being deregulated.
1997 Alaska Village Electric Cooperative, Inc.	Member/subscribers voted in favor of utility being deregulated.
1998 Copper Valley Electric Association, Inc.	Member/subscribers voted in favor of utility being deregulated.

¹ In FY89 this utility was acquired by Alaska Electric Light and Power, which is a fully regulated utility.

² See 1995 election results below in which subscribers voted to have the utility subject to regulation by the Commission.

³ The effect of this election reversed the vote in 1988 to have the utility be exempt from Commission regulation.

⁴ This utility also held a deregulation election in 1993, *supra*.

Regulatory Commission of Alaska
 707 W. 8th Avenue, Suite 300
 Anchorage, Alaska 99501-3907
 Phone: (907) 622-2222 Fax: (907) 622-2228

Feedback

SECTION 13

Regulatory Commission of Alaska
701 West Eighth, Suite 300
Anchorage, Alaska 99501
(907) 276-6222; TTY (907) 276-4533

1
2
3
4
5
6
7
8
9
10
11
12
13
14
15
16
17
18
19
20
21
22
23
24
25
26

STATE OF ALASKA

THE REGULATORY COMMISSION OF ALASKA

Before Commissioners:

G. Nanette Thompson, Chair
Bernie Smith
Patricia M. DeMarco
Will Abbott
James S. Strandberg

In the Matter of the Tariff Revision, Designated
as TA11-290, Filed by GOLDEN HEART
UTILITIES, INC., for Its Sewer Division, for a
Rate Increase and Rate Redesign

U-00-115
ORDER NO. 18

In the Matter of the Tariff Revision, Designated
as TA14-118, Filed by GOLDEN HEART
UTILITIES, INC., for Its Water Division, for a
Rate Increase and Rate Redesign

U-00-116
ORDER NO. 17

In the Matter of the Tariff Revision, Designated
as TA72-37, Filed by COLLEGE UTILITIES
CORPORATION, for its Sewer Division, for a
Reduction in Sewer Treatment Charges

U-00-146
ORDER NO. 15

ORDER DENYING MOTION FOR RECONSIDERATION

BY THE COMMISSION:

Summary

After reviewing Golden Heart Utility's (GHU) arguments and the evidence on benefits to ratepayers presented by GHU at hearing, we deny GHU's petition for reconsideration. We conclude that GHU's model demonstrating benefits is based on assumptions too speculative to demonstrate that there are any tangible benefits to the ratepayers to outweigh the costs of the acquisition adjustment that the ratepayers will bear. We also affirm our requirement that GHU submit a plan of consolidation by

1 March 26, 2002, with further explanation of the proceedings in which we intend to
2 consider this issue.

3
4 Background

5 In Order U-00-115(13),¹ we determined the revenue requirements and
6 rate changes supported by GHU's rate case filing in TA11-290 and TA14-118 and by
7 College Utility Corporation (CUC)² in TA72-37. GHU filed a motion for emergency stay
8 of Order U-00-115(13) on October 3, 2001. We granted the stay pending our decision
9 on the petition for reconsideration that GHU promised to file. See Order
10 U-00-115(16).³ On October 10, 2001, we received GHU's petition for reconsideration
11 of Order U-00-115(13).
12

13 In its petition, GHU contended that we failed to appreciate all that was
14 accomplished and promised to GHU when the APUC⁴ approved the acquisition of the
15 sewer and water utilities of the City of Fairbanks (the City) by GHU's parent company
16

17
18
19 ¹Order Establishing Revenue Requirement and Rate Design and Requiring
20 Filings, Order U-00-115(13)/U-00-116(12)/U-00-146(10) dated September 24, 2001,
(hereafter, Order U-00-115(13)).

21 ²CUC, also a subsidiary of Fairbanks Sewer & Water (FSW) and a party to
22 these consolidated dockets, did not join in GHU's petition for reconsideration.

23 ³Order Affirming Electronic Ruling Granting Motion for Stay and Vacating Filing
24 Requirement, Order U-00-115(16)/U-00-116(15)/U-00-146(13) dated
25 October 26, 2001.

26 ⁴The Alaska Public Utilities Commission (APUC or Commission) was the
predecessor to this agency. We assumed the responsibilities of the APUC on
July 1, 1999 under Ch. 25, SLA 1999.

1 FSW in 1997. GHU asserted that the APUC's decision in Order U-96-114(5)⁵ rejected
2 arguments that we considered or relied on in our reasoning in Order U-00-115(13).
3 GHU also argued that the rates we approved in Order U-00-115(13) will "render GHU
4 unsustainable." See Pet. Recons., p. 4. According to GHU, the rates approved in
5 Order U-00-115(13) are unreasonable because they produce less revenue than the
6 utility had five years ago. GHU also asserted that the depreciation allowed in Order
7 U-00-115(13) is insufficient to sustain a utility with \$110 million in plant and will not
8 allow GHU to pay the dividends necessary to purchase CUC.
9

10 GHU argued that the only remaining acquisition adjustment issue was
11 whether it showed that benefits to ratepayers outweighed the additional costs of the
12 acquisition adjustment. GHU said the ratepayer benefits it enumerated were
13 uncontested at hearing. GHU also contended that our order regarding consolidation is
14 contrary to past orders.
15

16 The Public Advocacy Section (PAS) and Intervenor JL Properties filed
17 oppositions to GHU's petition on October 16 and October 22, respectively.
18 JL Properties argued that the return we granted GHU was more than generous, that
19 Order U-96-114(5) did not make the promises GHU contends, that AS 42.05.441(b) is
20
21

22 ⁵Order Affirming Bench Rulings; Denying Motion to Strike and in limine;
23 Approving Applications, with Conditions; Approving Initial Tariff, with Modifications;
24 Approving Rates; and Requiring Filings, Order U-96-114(5)/ U-96-115(5)/ U-96-116(5)/
25 U-96-117(5)/ U-96-118(5)/ U-96-119(5), dated September 24, 1997 (hereafter, Order
26 U-96-114(5)). Dockets U-96-114 through U-96-119 dealt with the transfer and
acquisition applications from public to private operation for the water and sewer utilities
in the Fairbanks area.

1 a mandatory statute, and that higher rates based on nonexistent investment are not in
2 the public interest.

3 The PAS argued that AS 42.05.441(b) should be interpreted to require
4 any analysis of public benefits to include a showing of extraordinary circumstances.

5 GHU filed a reply to the opposition of JL Properties on October 25, 2001.
6 GHU argued that it did not mischaracterize Order U-96-114(5) as JL Properties
7 asserted. GHU reiterated its claim that its evidence of benefits of these acquisitions
8 outweighs the costs is undisputed.
9

10 Discussion

11 When the APUC approved FSW's acquisition of GHU from the City in
12 Order U-96-114(5) in 1997, it rejected GHU's request to approve a rate base of
13 \$15 million dollars as a part of the deal.⁶ Order U-96-114(5) did promise GHU a future
14 opportunity to demonstrate that the benefits of the acquisition outweighed the costs to
15 the ratepayers of including the acquisition adjustment in GHU's rate base.⁷ GHU had
16 that opportunity in this proceeding. Order U-96-114(5) does not imply that success in
17 demonstrating benefits would be a foregone conclusion. Rather, Order U-96-114(5)
18

19
20 ⁶The City transferred its sewer and water utilities to a new entity called GHU.
21 FSW then purchased GHU for a cash price of \$2 million and other non-cash
22 consideration. The City and FSW negotiated a rate base value of \$15 million dollars,
23 which they asked the APUC to approve as a condition of the acquisition. Throughout
24 this proceeding we have referred to the difference between the \$2 million and the
25 \$15 million (less current booked depreciation) as the "acquisition adjustment." See
26 Order U-00-115(13), p. 6.

⁷In Order U-96-114(5) at p. 43, the APUC said: "The commission notes that it is
willing to favorably consider an acquisition adjustment if a utility can demonstrate that
the public benefit outweighs the expense of the acquisition adjustment."

1 stated clearly that GHU would have to demonstrate benefits to ratepayers in excess of
2 the costs of the acquisition adjustment. Order U-96-114(5) then cited an APUC
3 decision that approved the purchase of a utility by a new owner as in the public
4 interest, but denied the requested acquisition adjustment. See *RCA Alaska*
5 *Communications, Inc.*⁸ In that decision, the APUC ruled that the claimed benefits were
6 not the kind of benefits that would justify allowing the acquisition adjustment.
7

8 In this rate proceeding, we considered GHU's evidence of ratepayer
9 benefits. We concluded, for reasons described at pp. 8-11 of Order U-00-115(13) and
10 in more detail in this order, that the benefits GHU asserted at hearing do not meet the
11 test of "tangible benefits that outweigh the additional costs." This order explains how
12 the benefits test we applied is consistent with AS 42.05.441(b) and with Order
13 U-96-114(5) and further explains our reasoning in determining that the economic
14 model GHU offered is not convincing evidence of ratepayer benefits outweighing the
15 additional cost of the acquisition adjustment. We also explain some utility ratemaking
16 fundamentals that guide our decisions in establishing GHU's rates.
17

18 GHU's Opportunity to Demonstrate Ratepayer Benefits

19 In its petition, GHU asserted that the APUC's commitment to favorably
20 consider the acquisition adjustment precluded other positions that were argued by the
21 parties or adopted as part of the reasoning in our Order U-00-115(13) decision. See
22 Pet. Recons., pp. 2-3. Among other things, GHU argued that the APUC determined it
23 would not be guided by AS 42.05.441(b). See Pet. Recons., pp. 2, 30. We believe
24

25 _____
26 ⁸U-78-4(33), 3 APUC 371 (1981).

1 GHU reads into Order U-96-114(5) many things that are neither expressly stated nor
2 reasonably inferred from the decision. We particularly take issue with GHU's assertion
3 that the APUC decided not to be guided by AS 42.05.441(b).

4 The APUC was not free to decide to ignore the statutory directive of the
5 legislature; neither are we. Therefore, in Order U-00-115(13) at p. 6-8, we explained
6 that we interpret AS 42.05.441(b) in a way that reconciles it with Order U-96-114(5)
7 and other commission decisions holding an acquisition adjustment may be allowed if
8 the ratepayer benefits outweigh the ratepayers burdens associated with the
9 acquisition adjustment. We rejected arguments that AS 42.05.441(b) imposes a
10 mandatory requirement to establish the rate base at the lower of acquisition cost or
11 original cost when first devoted to utility service. We interpreted AS 42.05.441(b) to
12 allow some flexibility to consider the public interest in a particular case. The statute
13 states the rule to be followed generally in valuing public utility property.⁹ However, we
14 think the "guided by" language permits (but does not obligate) us to make exceptions
15 to the rule if, after considering both costs and benefits to ratepayers, we find the
16 ratepayers would benefit from ratemaking valuation on a different basis. Therefore,
17 we followed the promise of Order U-96-114(5) by examining GHU's evidence of
18
19
20
21

22 ⁹GHU argues that that AS 42.05.441(b) does not use the language of a
23 presumption. However, GHU does not dispute that it had the burden of demonstrating
24 benefits in excess of the costs. We made clear at Order U-00-115(13) at p. 7 that
25 GHU could "overcome the statutory presumption if it demonstrates that the acquisition
26 provides specific, tangible benefits to the ratepayers in an amount at least equal to the
additional cost of rates they will pay because of any acquisition adjustment." This is
the same burden of proof that the commission told GHU in Order U-96-114(5) it would
have to meet.

1 benefits to the ratepayers in this proceeding. We denied the acquisition adjustment
2 because we concluded, among other things, that GHU's evidence of ratepayer
3 benefits was too speculative.

4 Nothing in Order U-96-114(5) or other APUC precedents suggests that
5 the benefits test is easy to meet. In Order U-96-114(5), the APUC cited *RCA Alaska*
6 *Communications, Inc.*¹⁰ which set out the benefits rule but showed that it is not easily
7 met. There the commission found that the benefits test was not met by a showing that
8 ratepayers would receive benefits of \$40 million in rate savings and \$27 million in new
9 plant investment. That decision makes a distinction that is important here. By
10 concluding that a transfer of ownership is in the public interest, the commission is not
11 also concluding that an acquisition adjustment is in the public interest. The issues are
12 separate.
13

14 However, we point out that the promise to consider ratepayer benefits in
15 connection with an acquisition adjustment is not an illusory promise. An example of
16 ratepayer benefits that could satisfy our standard for approving an acquisition
17 adjustment would be the cost savings from eliminating a second general manager's
18 salary and other administrative costs upon the combination of two utilities. A
19 combined utility could cut its costs through economies of scale. If the resulting savings
20 exceed any additional costs of purchasing the utility at a price higher than the
21 depreciated original cost of the utility property, then the acquisition adjustment would
22 benefit the public. We would expect that a benefit of this kind would be demonstrated
23
24

25
26

¹⁰See n. 8.

1 in a clear and tangible way by showing the expenses to be avoided and the overall
2 impact on customer rates. Merely speculative or hoped for benefits will not satisfy the
3 test. A projected rate reduction could be a benefit justifying an acquisition adjustment,
4 but is not necessarily required to meet the test. We will consider all the circumstances
5 of a given case to decide if it is in the public interest to allow an acquisition adjustment.
6

7 GHU's Demonstration of Benefits

8 In this rate proceeding, GHU had an opportunity to demonstrate benefits
9 that would outweigh the costs to its ratepayers of the acquisition adjustment. In fact,
10 GHU had an unusual second chance to demonstrate that benefits it predicted in 1997
11 had actually materialized after four years. But, after considering GHU's evidence and
12 arguments, we concluded that GHU did not demonstrate benefits within the meaning
13 of the benefits rule. At pp. 8-12 of Order U-00-115(13), we explained our reasons.
14 We said there that we found it "inappropriate to compare GHU's proposed rates with
15 the speculative rates developed in the FMUS cost-of-service study," but we did not
16 discuss in any detail the benefits model presented in the testimony of GHU witness
17 Rogers. This order explains in more detail why we concluded that this model does not
18 show ratepayer benefits that meet our standard of clear and tangible benefits
19 exceeding the cost of the acquisition adjustment GHU seeks.
20

21 The benefits model is discussed in Rogers' prefiled direct testimony,
22 H-3, pp. 11-12, 15, 21-26, in Exhibit BDR-6, and in cross-examination beginning at
23 Tr.-392. Rogers explained that the basic approach of the model was to compare
24 GHU's rates and projected rates with rates proposed in a cost-of-service (COSS)
25 study prepared for the City in 1996. At H-3, p. 11, Rogers said: "I explored several
26

1 scenarios in this model to allow projected comparisons between what rates would
2 have been under FMUS management and what they are and I project to be under
3 GHU management." On the basis of this model, Rogers concluded that GHU's rates
4 were favorable in comparison to the cost-of-service study rates. "Under the GHU
5 proposal, ratepayers will pay less in 2001 than the FMUS Cost of Service Study
6 indicated they would have been paying in 1996 under the Cost of Service Study,
7 notwithstanding substantial system improvements." (H-3, p. 19).

9 However, the City never implemented rates based on the COSS. The
10 COSS was never examined or approved by the APUC. We consider the COSS rates
11 unreliable as a basis for comparison with GHU rates because they were never used by
12 the utility, or adopted by the City Council. Those rates were speculative. Indeed, it is
13 not even clear that the COSS projections reflect the reality of what engineers believed
14 would be necessary, given the political nature of municipal ratesetting and budget
15 allocations. (Tr. 395-397).

17 Rogers' model also incorporated other highly uncertain assumptions. At
18 H-3, p. 24, Rogers said:

19 Creating a comparison between what would have been FMUS operating
20 and capital costs and what are and will be GHU's operating and capital
21 costs is subject to significant variation based on the assumptions chosen.
22 Most problematic is creating the scenario for capital plant acquisition by
23 FMUS, since part of the problem in recent years was the failure of the City
24 of Fairbanks to invest in FMUS. The hidden subsidy of water and
25 wastewater by the telephone utility also distorts the picture.

26 To allow direct comparison of operating costs, for FMUS I used the 1996
FMUS Cost of Service Study as a basis for operating costs, allowing
modest inflation on wages, goods and services. For GHU, I used the actual
experience in 1998 and 1999, and projections for 2000 and thereafter.

1 To allow comparison of capital costs, I used GHU's current plan as a base
2 case. In Exhibit BDR-6, I assumed FMUS constructed the same capital
improvements as GHU, but at a cost premium of 50%.

3 Rogers' testimony and cross-examination clarified other assumptions.
4 He used the same debt cost for FMUS and GHU. (H-3, p. 25). He predicted both
5 GHU and FMUS would reinvest 80 percent of retained earnings in the utility. *Id.* He
6 did not model any federal or state grants as capital sources under FMUS ownership.
7 (Tr. 403).

8 Each of these assumptions in Rogers' model is based on unknown and
9 unknowable future circumstances. While it is the nature of a model to test the results
10 of different assumptions about unknown factors, the end product becomes so
11 speculative that we cannot use it as a reliable method for quantifying the benefits to
12 GHU consumers.¹¹

13
14
15
16
17
18 ¹¹GHU contends that it demonstrated benefits through a model similar to the
19 one the APUC relied on approving an acquisition adjustment in Order U-96-120(5)
20 authorizing Golden Valley Electric Association (GVEA) to acquire the FMUS electric
21 utility. See Pet. Recons., p. 32. However, the benefits demonstrated by that model
22 differ significantly from those claimed here. Upon acquisition of the FMUS electric
23 utility, GVEA planned to apply its existing rate schedules to all FMUS customers,
24 realizing actual rate savings for all customers except those using small amounts of
25 electricity. The GVEA benefits model demonstrated "real resource savings" in the
26 form of lower electric rates and increased capital credits for ratepayers. These
savings were derived from more efficient use of generators and through economies of
scale in administration, distribution and customer services costs. See Order
U-96-120(5)/U-97-188(1), September 24, 1997, p. 22-25. Dockets U-96-120 and
U-97-188 dealt with the transfer and acquisition applications from public to private
operation for the electric utility.

1 We believe that GHU might have demonstrated credible ratepayer
2 benefits of the acquisition if it had initiated wholesale water sales or economies from
3 consolidation with CUC. Order U-96-114(5) noted that in 1997 FSW predicted savings
4 of approximately \$10 million from wholesale water sales from GHU to CUC. See
5 Order U-96-114 (5), p. 37. At the time of the GHU hearing in June of this year, GHU
6 had not captured these savings as benefits to the ratepayers.
7

8 Basic Ratemaking Principles

9 GHU's petition for reconsideration makes some arguments or assertions
10 that are contrary to the basic utility ratemaking principles that we follow. In this
11 section, we discuss the basic "compact" of utility regulation and other underlying
12 principles that we consider to be the foundation of the public interest protection that
13 economic regulation by this commission provides.
14

15 First, rates must be justified by cost information. Passage of time alone
16 does not justify any rate increase for a utility, especially where we have never before
17 seen evidence of the utility's actual costs of providing service. For more than four
18 years, GHU has been permitted to charge rates that were established without cost
19 justification, merely by adding fifteen percent to the previous FMUS rates. Order
20 U-96-114(5) indicates this rate increase was allowed on the basis of evidence that
21 FMUS rates did not recover all the utility's costs, and on the basis of GHU's agreement
22 with the City to limit rate increase requests to fifteen percent for three years after the
23 transfer. Although GHU repeatedly refers to the fifteen percent increase as a "rate
24 cap," the evidence of costs we have reviewed in this proceeding indicates that the
25
26

1 fifteen percent rate increase in 1997 permitted GHU to raise rates above its justified
2 costs.

3 Second, we discuss GHU's concept of a "sustainable" utility. GHU
4 argues that FSW and GHU/CUC will not be "sustainable" at the rates we approved in
5 Order U-00-115(13). See Pet. Recons., pp. 4, 12-13, 17-18, 47. GHU appears to
6 mean "self-sustaining," that is, capable of making necessary capital improvements
7 without any additional owner investment even while paying off the substantial loans
8 obtained to acquire CUC. Utility regulation recognizes a "regulatory covenant" that
9 promises public utility owners an opportunity to earn a fair return on their investment in
10 property used and useful in providing service to the public. But the regulatory
11 covenant does not promise utility owners that they will be able to "sustain" a utility
12 without supplying equity capital when the utility needs new investment. Of course,
13 owner investment can be supplied through retained earnings, but when a utility needs
14 large capital infusions, it may be necessary to raise more equity capital than retained
15 earnings can supply.
16

17 In Order U-00-115(13), we granted GHU a generous return on equity
18 enhanced by a hypothetical capital structure (which has the effect of raising the equity
19 return to an even higher level). Our purpose in granting this generous return is to
20 recognize that the old FMUS plant is in need of upgrading and repair. Thus, existing
21 investment is at higher risk than usual, and as a reward for GHU taking over a utility in
22 need of better management. Higher returns generally provide positive incentive to
23 investors to invest in troubled utilities. The high return on equity and the favorable
24
25
26

1 hypothetical capital structure we granted GHU should not be considered normal, nor
2 should GHU expect that these generous allowances will continue in the future.

3 GHU likewise argues that it is not "sustainable" without a larger
4 depreciation allowance. In utility ratemaking, depreciation is the allowance to return
5 the owners' capital invested in plant as plant is used up or wears out. It does not
6 replace owner investment. When utility capital has been contributed, by customers or
7 by government grants, for example, depreciation is not allowed. A leading text says:
8

9 The basic purpose of depreciation accounting is to recover through
10 revenues the costs invested in the physical plant contributing to the
11 production of those revenues. By matching capital recovery with capital
12 consumption, a more accurate measure of current costs of operation is
13 possible. Stated another way, depreciation accounting is necessary to
14 reimburse those supplying the capital used to purchase the related assets
15 and should properly be charged to consumers as a cost of the service they
16 receive. It is the exhaustion of service life, not the particular cause of
17 retirement, that is important.

14 It should be noted that the basic purpose of depreciation accounting is not
15 to finance replacements. Even if facilities are not to be replaced,
16 depreciation must be charged to operating expenses in order to record the
17 cost of property consumed in providing service, thereby maintaining the
18 integrity of the investment. Nor does depreciation result in a fund.¹²

17 Finally, GHU points out that it has spent \$9.5 million for capital
18 investments, yet we have approved a revenue requirement less than the City of
19 Fairbanks received five years ago. See Pet. Recons., p. 62. GHU is entitled to have
20 an opportunity to earn a return on new investment when it becomes used and useful in
21 providing service to the public. If its new investment was not included in utility plant in
22 the test year in this case, GHU is entitled to file a new rate case supporting its
23 additional investment. But projected plant additions have to be treated very carefully,
24

25 _____
26 ¹²Charles F. Philips, Jr., The Regulation of Public Utilities, p. 258.

1 so that there is a match between the inclusion in rate base of new investment and the
2 revenue requirement. For example, if new investment replaces some existing pipe
3 that requires high maintenance, then the maintenance costs would be expected to go
4 down.

5
6 Consolidation Plan and Implementation

7 GHU contends that, based upon Order U-00-115(8)¹³ dated
8 April 12, 2001, it reasonably believed that consolidation would not be an issue in this
9 proceeding. Order U-00-115(8) granted reconsideration of a previous order that
10 required FSW to show cause why operations of its various subsidiaries should not be
11 consolidated. In Order U-00-115(8), p. 6 we said: "It would be inappropriate to
12 consider the concept of consolidation on a piecemeal basis. Therefore, FSW is not
13 required to show cause why these operations should not be consolidated. However,
14 we may investigate the issue of consolidation of these operations in the future."

15
16 Our requirement that GHU file a consolidation plan by March 26, 2002,
17 is intended to initiate our proceedings to investigate the issue of consolidation. We
18 intend to monitor the FSW corporate family's effort to capture the benefits of

19
20
21
22
23
24 ¹³Order Granting Reconsideration, in Part; Vacating Filing Requirements;
25 Requiring Filings; and Amending Docket Title for Docket U-00-116, Order
26 U-00-115(8)/U-00-116(7)/U-00-146(6)/U-01-24(2)/U-01-29(2)/U-01-30(2), dated
April 12, 2001 (Order U-00-115(8)).

1 consolidation that were predicted when it gained the APUC's approval to acquire the
2 FMUS water and sewer utilities. Order U-00-115(13) explored the current corporate
3 structure of FSW and why we found the argument for consolidation compelling. By
4 requiring GHU to file a consolidation plan, we intend that the utility inform us of its
5 intent and its progress toward the consolidation they discussed at the time of the
6 acquisition. We have made no final decision on the consolidation issue but will review
7 GHU's plan before determining whether any additional requirements should be
8 imposed.
9

10 We reopened the evidentiary record during the reconsideration period to
11 consider the many letters and e-mail communications from the public regarding bulk
12 water sales. Because we found that GHU may not have issued adequate notice to its
13 customers in advance of the hearing on this matter, we held consumer input hearing
14 on November 26, 2001. We will not lift the stay on the portions of Order U-00-115(13)
15 pertaining to the cessation of bulk water service until we have completed deliberations
16 on this matter.
17

18
19 ORDER

20 THE COMMISSION FURTHER ORDERS:

- 21 1. The petition for reconsideration filed by Golden Heart Utilities, Inc.,
22 is denied.
23 2. The stay of Order U-00-115(13)/U-00-116(12)/U-00-146(10), dated
24 September 24, 2001, is lifted, except for the provisions related to bulk water.
25
26

1 3. By 4 p.m., January 6, 2002 Golden Heart Utilities, Inc., Water and
2 Sewer divisions, shall file revised cost-of-service studies and tariffs to reflect the
3 determinations in Order U-00-115(13)/U-00-116(12)/U-00-146(10), dated
4 September 24, 2001.

5 4. By 4 p.m., January 6, 2002, College Utilities Corporation shall file
6 revised tariffs to reflect the determinations in Order
7 U-00-115(13)/U-00-116(12)/U-00-146(10), dated September 24, 2001.

8 5. By 4 p.m. March 26, 2002, Golden Heart Utilities, Inc., Water and
9 Sewer Divisions, shall file a plan to clarify its intent for consolidating all operations and
10 comments on the Staff Recommendation regarding the Cost Allocation Manual, as
11 more fully discussed in Order U-00-115(13)/U-00-116(12)/U-00-146(10) dated
12 September 24, 2001, and in this Order.

13
14
15 DATED AND EFFECTIVE at Anchorage, Alaska, this 7th day of December, 2001.

16 BY DIRECTION OF THE COMMISSION

17
18
19 (S E A L)

20
21
22
23
24
25
26
Regulatory Commission of Alaska
701 West Eighth, Suite 300
Anchorage, Alaska 99501
(907) 276-6222; TTY (907) 276-4533

SECTION 14

Regulatory Commission of Alaska
701 West Eighth Avenue, Suite 300
Anchorage, Alaska 99501
(907) 276-6222; TTY (907) 276-4533

1
2
3
4
5
6
7
8
9
10
11
12
13
14
15
16
17
18
19
20
21
22
23
24
25
26

STATE OF ALASKA

REGULATORY COMMISSION OF ALASKA

Before Commissioners:

G. Nanette Thompson, Chair
Bernie Smith
Patricia M. DeMarco
Will Abbott
James S. Strandberg

In the Matter of the Consideration of)
Processes Dealing with Applications for a)
Certificate of Public Convenience and)
Necessity to Operate as a)
Telecommunications Intrastate Interexchange)
Public Utility)

R-00-4
ORDER NO. 2

ORDER ISSUING PROPOSED REGULATIONS FOR COMMENT AND
ESTABLISHING HEARING AND FILING SCHEDULE

BY THE COMMISSION:

Summary

In this Order we seek comment on proposed regulations in 3 AAC 52.350 – 3 AAC 52.399 governing the criteria for intrastate interexchange (IXC) telephone competition. We discussed the proposed regulations at our public meeting on February 27, 2002, and determined that they should be noticed for public comment.

Background

On March 17, 2000, we issued a Notice of Inquiry¹ seeking comments, including a list of specific questions on ways to improve the application procedures to promote efficient processing and competitive entry into the interexchange market while

¹See Order R-00-4(1) dated, March 17, 2000.

1 Registration: 3 AAC 52.358

2 We also propose to exempt the class of IXCs subject to the proposed
3 3 AAC 52.358 from the certification requirement of AS 42.05.221. Instead, this class
4 must register in compliance with 3 AAC 52.358. With the registration process, we will
5 not make an explicit finding that the applicant is fit, willing, and able. We are not
6 eliminating the standard, but are streamlining the fit, willing, and able review process
7 to be more automatic and less resource intensive. It is not in the public interest to
8 devote significant Staff time to review of application and tariffs for this class of carriers
9 which is estimated to be less than one percent of the market. It is our expectation that
10 this exemption and rule change will permit us to make some much needed
11 improvements in our current use of Staff resources.
12

13 We believe this alternative approach to determining fitness, willingness,
14 and ability is justified for a number of reasons. Today, many carriers are pure resellers
15 that rely more on marketing skills than technological expertise or access to large
16 amounts of capital. Many do not provide any prescribed services but rather are
17 alternative or secondary providers offering dial around or calling card services
18 exclusively. Requiring extensive financial or technological information from these
19 carriers may be an unnecessary and undesirable barrier to entry. These carriers tend
20 to be rather small when compared to Alaska's established facilities-based carriers. By
21 definition they must be less than two percent of the market to qualify; and despite the
22 large number of these carriers in the Alaska market (roughly 50 or more companies)
23 their total market share appears to be quite small. If a carrier goes out of business we
24
25
26

1 carriers offering prepaid services (including prepaid calling cards), or a \$1000 bond for
2 carriers without any prepaid services. An entity registering must provide a copy of its
3 online tariff, which must be based upon the Commission's Model Tariff (Appendix B).
4 After receiving a registration submittal, Staff will return a numbered receipt to the
5 entity. The carrier may begin operating 45 days after registering, unless Staff rejects
6 the registration submittal. The carrier must pay an initial registration fee and an annual
7 registration renewal fee. The rate for these fees will be based upon an estimate of the
8 average amount of time it takes Staff to process the registrations and renewals. There
9 will be no order approving a successful registration and no explicit finding that the
10 registered carrier is fit, willing, and able. Finally, we note that a registered carrier will
11 not pay the regulatory cost charge but will be required to pay actual Commission costs
12 if necessary under 3 AAC 47.100.
13
14

15 Simplified Tariff for Registered IXCs: 3 AAC 52.367

16 We also propose simplified tariff rules for registered IXCs which we
17 believe are consistent with AS 42.05.361. We will require each registered carrier to
18 maintain its tariff online at an Internet address associated with the company. Tariff
19 revisions will continue to go into effect automatically after 30 days notice to the public.
20 However, notices for registered carriers will not have to be published in a newspaper.
21 Rather, notices will be filed with us, posted in the carriers' online tariff, and e-mailed to
22 customers that request e-mail notification. Rates may not exceed rate caps
23 established and periodically modified by Commission order. Initially, we intend to
24 impose a rate cap of \$0.35 per minute (including fees and surcharges) for switched
25
26

Regulatory Commission of Alaska
701 West Eighth Avenue, Suite 300
Anchorage, Alaska 99501
(907) 276-6222; TTY (907) 276-4533

1 exchange carriers, but remain with respect to incumbent local exchange carriers,
2 which continue to be monopolies or can retain market power even with the entry of
3 other providers. We therefore propose to amend 3 AAC 52.350(d) by changing the
4 "local exchange carrier" references to "incumbent local exchange carrier." With this
5 change, an incumbent local exchange carrier that proposes to provide intrastate
6 interexchange service must apply for a certificate under 3 AAC 48.600 – 3 AAC
7 48.661.
8

9 The proposed regulations are attached to this Order as Appendix A and
10 the Model Tariff is attached as Appendix B. Commentors should discuss whether we
11 should adopt the proposed regulations and/or whether any other changes to our
12 current or proposed regulations are necessary.

13 Comments on the regulations must be filed by 4:30 p.m., May 24, 2002.
14 Reply comments must be filed by 4:30 p.m., June 21, 2002. We request that
15 commentors include a diskette with their comments in IBM compatible text (.txt)
16 format, Word 97 (or earlier) format, or Adobe Acrobat (.pdf) format.

17 Since this is a rulemaking proceeding, commentors are not required to
18 serve their comments on the other entities set out on the service list of this Order.
19 Interested persons may request copies of the comments filed in the proceeding from
20 the Commission's Records and Filing Section.

21 A public hearing to receive oral comments in this proceeding will be held
22 at 8:30 a.m., July 12, 2002. The hearing is scheduled from 8:30 a.m. – 1:30 p.m., on
23 that date, out the time may be extended to accommodate those present before
24

25 (. . . continued)
26 process are addressed satisfactorily." *Re Regulations Governing the Market Structure
for Intrastate Interexchange Telecommunications Service*, 10 APUC 407, 416 (1990).

Regulatory Commission of Alaska
701 West Eighth Avenue, Suite 300
Anchorage, Alaska 99501
(907) 276-6222; TTY (907) 276-4533

1 Avenue, Anchorage, Alaska, for the purpose of taking public comment on the
2 proposed regulations.

3 5. Those individuals wishing to present oral comment at the public
4 hearing scheduled in this proceeding are requested to notify the Commission of their
5 intent by 4:30 p.m., June 21, 2002, but such notification is not mandatory.

6
7 DATED AND EFFECTIVE at Anchorage, Alaska, this 15th day of April, 2002.

8 BY DIRECTION OF THE COMMISSION

9
10
11 (SEAL)

12
13
14
15
16
17
18
19
20
21
22
23
24
25 (. . . continued)
26 1-907-276-4533 by no later than 4:30 p.m., June 21, 2002, to make any necessary
arrangements.

Register _____ 2002 COMMUNITY AND ECON. DEV.

services;

(B) a reprimand, penalty, or conviction of the entity or its officers, directors, or affiliates related to operations, gross misrepresentations, fraudulent transactions, or securities violations; or

(C) an adjudication of bankruptcy or a reorganization in bankruptcy of the entity or its officers, directors, or affiliates;

(9) a list of all cases and locations in which the entity, its officers, directors, or affiliates, has abandoned service in violation of applicable statutes, regulations, or orders;

(10) a list of the names, titles, and responsibilities of key management now employed or to be employed by the entity, and resumes for each person;

(11) a list of all services proposed, together with an explanation of the entity's technical ability to provide the proposed services;

(12) a copy of the entity's initial on-line tariff;

(13) the world wide web address of its on-line tariff; and

(14) an explanation as to whether resold services will be obtained from:

(A) another carrier's intrastate wholesale tariff;

(B) another carrier's intrastate retail tariff;

(C) from an interstate contract or tariff; or

(D) some other mechanism.

Register _____, _____ 2002 COMMUNITY AND ECON. DEV.

(9) it will pay all intrastate access charges required by state law and applicable access charge tariffs;

(10) it will pay all commission assessments for actual costs associated with any adjudicatory proceeding opened to investigate the practices or rates of the entity; and

(11) it will verify that all of the information provided in the registration is true, accurate, and complete.

(e) An entity registering under this section shall submit a

(1) \$5,000 bond if it requires prepayment of services, or

(2) \$1000 bond if it does not require the prepayment of services.

(f) An entity registering under this section shall submit a registration renewal on a form prescribed by the commission by January 31 of each year. The registration renewal submission must include any changes to information submitted with the entity's registration submittal, an annual registration renewal fee of \$50, and a certificate verifying that the entity is in compliance with the requirements of (d) of this section.

(g) The commission will verify receipt of a registration submittal and a re-registration renewal submittal by returning a numbered registration or re-registration receipt marked with the date the commission received the submittal.

(h) Unless notified that its registration submittal is rejected, the entity registering under this section may begin operation 45 days after the date the commission received the submittal. Commission staff may reject an incomplete registration submittal without

Register _____, _____ 2002 COMMUNITY AND ECON. DEV.

application for a certificate of public convenience and necessity in compliance with this section.

(b) An application for a certificate must include

(1) the legal name and the name under which the applicant proposes to do business;

(2) the address of the principal national and Alaskan place of business;

(3) the name, title, and telephone number of the individual who is the liaison with the commission in regard to the application;

(4) applicant's business structure (corporation, partnership, etc.), including proof of incorporation and name and address of registered agent if applicable;

(5) proof of authority to do business in Alaska;

(6) a list of the owners of five percent or more of the applicant's equity;

(7) a list of persons or entities that are affiliated interests of the applicant;

(8) a list of all administrative and judicial proceedings that resulted in

(A) suspension, revocation, or denial of the authority, license, or certification of the applicant or its officers, directors, or affiliates to provide utility services;

(B) a reprimand, penalty, or conviction of an applicant or its officers, directors, or affiliates related to operations, gross misrepresentations, fraudulent transactions, or securities violations; or

(C) an adjudication of bankruptcy or a reorganization in bankruptcy

Register _____, _____ 2002 COMMUNITY AND ECON. DEV.

(19) a description of all existing facilities, or facilities planned for construction within five years, that are or will be used to provide interstate interexchange service;

(20) a tariff of rates and services; and

(21) a verification signed by the person authorized to sign on behalf of the applicant that all of the information provided in the application is true, accurate, and complete.

(c) Notice of an application for a certificate of public convenience and necessity to provide intrastate interexchange telephone service will be given in accordance with 3 AAC 48.645(a).

(d) Subject to 3 AAC 52.361, a certificate of public convenience and necessity will be issued, within 90 days of the date of filing a complete certificate application, to an entity that proposes to provide intrastate interexchange telephone service under this section and that is found by the commission to be fit, willing, and able to provide the proposed service.

(e) The commission will, in its discretion, place conditions on a certificate of public convenience and necessity that it considers appropriate, including a condition that the interexchange carrier post a bond to assure compliance with commission rules and payment of access charges. (Eff. 3/16/91, Register 117; am ___/___/2002, Register ___)

Register _____, _____ 2002 COMMUNITY AND ECON. DEV.

(1) filed a paper and a computer copy (Adobe Acrobat formatted) of the tariff change with the commission; and

(2) noticed the tariff revision to the public

(A) in the section of the carrier's on-line tariff for proposed tariff changes; and

(B) by e-mail to members of the public that request e-mail notification of tariff modifications.

(e) The public notice of tariff modification must contain a general description of the filing that is accurate, written in plain English, and sufficient to alert consumers of tariff revisions that may affect either the rules or rates applicable to them. The notice must contain the following information

(1) the date the utility made, or will make, its filing with the commission;

(2) the date the revisions are expected to become effective;

(3) a statement that both the proposed revisions and the utility's current tariff are available for review at the utility's office and for which an address and office hours are provided; and

(4) a statement that any person may file comments on the tariff revision with the Regulatory Commission of Alaska at 701 West Eighth Avenue, Suite 300, Anchorage, Alaska 99501.

(f) A notice must allow at least 10 days from the date of publication

AS 42.05.221

AS 42.05.711

[AS 42.05.990(4)]

3 AAC 52.375(a) and (b) are amended to read:

(a) A certificated [AN] interexchange carrier shall offer all its services for resale to other carriers. Services must be offered for resale at wholesale rates to the extent determined appropriate in view of the facilities and general service offerings of the interexchange carrier.

(b) The certificated dominant carrier shall maintain a current tariff of wholesale rates and all special contracts for wholesale rates on file with the commission. The dominant carrier may reduce wholesale rates without approval of the commission after 30 days' notice to the commission of a tariff filing submitted in accordance with 3 AAC 48.220, 3 AAC 48.240, and 3 AAC 48.270. A tariff revision by the dominant carrier to increase wholesale rates, to offer new or repackaged wholesale services, or to implement special contracts for wholesale service is subject to the provisions of 3 AAC 48.200 – 3 AAC 48.442 [3 AAC 48.200 - 3 AAC 48.430].

(Eff. 3/16/91, Register 117; am 7/8/93, Register 127; am ___/___/2002, Register ___)

Authority:	AS 42.05.141	AS 42.05.241	[AS 42.05.711(d)]
	AS 42.05.151	AS 42.05.431	<u>AS 42.05.990</u>
	AS 42.05.221	<u>AS 42.05.711</u>	[AS 42.05.990(4)]

Register _____, _____ 2002 COMMUNITY AND ECON. DEV.

through which the long distance calls are routed. The card may be rechargeable, allowing the user to add more calling time by dialing a toll-free number or accessing a web site and using a major credit card. (Eff. ___/___/2002, Register ____)

Authority: AS 42.05.141 AS 42.05.711 AS 42.05.810
AS 42.05.151

3 AAC 52.380 is amended to add a new subsection to read:

(e) An interexchange carrier shall, within 30 days after the end of each calendar quarter, submit to the commission monthly traffic data necessary for the calculation of statewide market share. The traffic data must be submitted on a form prescribed by the commission. (Eff. 3/16/91, Register 117; am ___/___/2002, Register ____)

Authority: AS 42.05.141 [AS 42.05.151(a)] AS 42.05.431
[AS 42.05.141(a)] AS 42.05.221 AS 42.05.990
AS 42.05.151 AS 42.05.241 [AS 42.05.720(4)]

3 AAC 52.390 is amended to add a new subsection to read:

(f) The commission may revoke a registered carrier's operating authority for good cause, including failure to comply with the provisions of 3 AAC 52.350 - 3 AAC

DRAFT

(Name of Company. Must match name
on AK Bus. License)

(RCA IXC Registration No. __)
Original Page 1

[Model Online Tariff for Registered Interexchange Carriers]

Online-Tariff Applicable to

Intrastate Interexchange

Telecommunications Services Furnished by

(insert name of Company)

Between Points Within the State of Alaska

Issued:
. 2002

Effective date:

(Leave blank until tariff is approved)

DRAFT

(Name of Company. Must match name
on AK Bus. License)

(RCA IXC Registration No. ___)
Original Page 3

CHECK SHEET

Sheets 1 through (insert number) inclusive of this tariff are effective as of the date shown (MUST MATCH EFFECTIVE DATE ON TARIFF SHEET). Original and revised sheets as named below comprise all changes from the original tariff and are currently in effect as of the date on the bottom of this sheet. (SAMPLE CHECK SHEET TABLE FOLLOWS.)

Sheet number	Revision Number	Effective Date	Sheet number	Revision Number	Effective Date
1	Original	Jan. 1, 2001	4	Original	Jan. 1, 2001
2	Second	July 1, 2001	5	Original	Jan. 1, 2001
2.1	Original	July 1, 2001	6	Original	Jan. 1, 2001
2.2	Original	July 1, 2001	7	Original	Jan. 1, 2001
3	Original	Jan. 1, 2001	8	Original	Jan. 1, 2001

Issued: _____
2002

Effective date: _____

(Leave blank until tariff is approved)

DRAFT

(Name of Company. Must match name
on AK Bus. License)

(RCA IXC Registration No. __)
Original Page 5

1 GENERAL

1.1 Explanation of Symbols

- (C) – To signify a changed regulation
- (D) – To signify a discontinued rate or regulation
- (I) – To signify an increase in a rate
- (M) – To signify text or rates relocated without change
- (N) – To signify a new rate or regulation or other text
- (R) – To signify a reduction in a rate
- (S) – To signify reissued regulations
- (T) – To signify a change in text but no change in rate
- (Z) – To signify a correction

1.2 Application of the Tariff

- 1.2.1 This tariff governs the Carrier's intrastate interexchange services that originate and terminate in Alaska.

Issued:
2002

Effective date:

(Leave blank until tariff is approved)

DRAFT

(Name of Company. Must match name
on AK Bus. License)

(RCA IXC Registration No. ___)
Original Page 7

2 RULES AND REGULATIONS

2.2 Obligations of the Customer

2.2.1 The customer shall be responsible for:

2.2.1.1 The payment of all applicable charges pursuant to this tariff;

2.2.2 With respect to any service provided by the Company, the customer shall indemnify, defend and hold harmless the Company from all claims, actions, damages, liabilities, costs and expenses for:

2.2.2.2 Any claim, loss, damage, expense or liability for infringement of any copyright, patent, trade secret, or any proprietary infringement of any copyright, patent, trade secret, or any proprietary or intellectual property right of any third party, arising from any act or omission by the customer.

2.3 Liability of the Company

2.3.1 Services provided by the Company are subject to the terms, conditions and limitations herein specified:

2.3.2 Service Irregularities

2.3.2.1 The liability of the Company for damages arising out of mistakes, omissions, interruptions, delays, errors or defects in transmission, furnished by the Company, occurring in the course of furnishing service and not caused by the negligence of the customer, shall in no event exceed an amount equivalent to the proportionate charge to the customer for the service affected during the period such mistake, omission, interruption, delay, error or defect in transmission continues after notice and demand to Company.

Issued:
2002

Effective date:

(Leave blank until tariff is approved)

DRAFT

(Name of Company. Must match name
on AK Bus. License)

(RCA IXC Registration No. __)
Original Page 9

NOTE: SECTION 2.3.7.1 IS ACCEPTABLE PROVIDED THE COMPANY ALSO INCORPORATES SECTION 2.3.7.2 INTO ITS TARIFF.

2.3.7.2 Acceptance of the provisions of Section 2.3 by the Commission does not constitute its determination that any disclaimer of warranties or representations imposed by the Company should be upheld in a court of law.

2.3.8 Limitation of Liability

2.3.8.1 Nothing in this tariff shall be construed to limit the Company's liability in cases of gross negligence or willful misconduct.

2.4 Application for Service

2.4.1 Minimum Contract Period:

2.4.1.1 Except as otherwise provided, the minimum contract period is one month for all services furnished.

2.4.2 Cancellation of Service

2.4.2.1 Where the applicant cancels an order for service prior to the start of the installation no charge shall apply, except to the extent the Company incurs a service order or similar charge from a supplying carrier, if any, prior to the construction.

2.5 Payment for Service

2.5.1 **(INDICATE IF THE COMPANY WILL BILL DIRECTLY, IF NOT, INDICATE WHO WILL – I.E., BILLING AGENTS, LECS, ETC.)** Service will be billed on a monthly basis and is due and payable upon receipt or as specified on the customer's bill. Service will continue to be provided until

Issued:
2002

Effective date:

(Leave blank until tariff is approved)

DRAFT

(Name of Company. Must match name
on AK Bus. License)

(RCA IXC Registration No. ___)
Original Page 11

(907) 276-6222
(907) 276-0160 Fax
(907) 276-4533 TTY
1-800-390-2782
(within the State)

2.9 Allowance for Interruptions in Service

- 2.9.1 Credit for failure of service or equipment will be allowed only when failure is caused by or occurs in equipment owned, provided, and billed for, by the Company.

(CARRIER MAY SPECIFY TERMS AND CONDITIONS RELATING TO INTERRUPTIONS IN SERVICE.)

2.10 Taxes and Fees

- 2.10.1 All state and local taxes and fees shall be listed as separate line items on the customer's bill.
- 2.10.2 If a municipality, other political subdivision or local agency of government, or the Commission imposes and collects from the Company a gross receipts tax, occupation tax, license tax, permit fee, franchise fee, or regulatory fee, such taxes and fees shall, as allowed by law, be billed pro rata to the customer receiving service from the Company within the territorial limits of such municipality, other political subdivision or local agency of government.

2.11 Returned Check Charge

The charge for a returned check is _____ **(THE CHARGE MAY BE NO GREATER THAN \$25)**

2.12 Termination of Service:

Issued: _____
_____, 2002

Effective date: _____

(Leave blank until tariff is approved)

DRAFT

(Name of Company. Must match name
on AK Bus. License)

(RCA IXC Registration No. __)
Original Page 13

2.13.2.1.C Refusal of Access. For failure of the customer to permit the Company to have reasonable access to its equipment.

2.13.2.1.D Non-payment of Bill.

2.13.2.1.D.1 For non-payment of a bill for service, provided that the Company has made a reasonable attempt to effect collection and has given the customer written notice of its intent to deny service if settlement of his account is not made and provided the customer has at least 5 days, excluding Sundays and holidays in which to make settlement before his service is denied.

PROVISION OF SERVICE

2.15 Unlawful Use of Service

2.15.1 Service shall not be used for any purpose in violation of law.

2.18 Incomplete Calls

2.18.1 There shall be no charge for incomplete calls. No charge will be levied for unanswered calls.

2.19 Overcharge/Undercharge

2.19.2 When a customer has been overcharged, the amount shall be refunded or credited to the customer.

Issued:

2002

Effective date:

(Leave blank until tariff is approved)

DRAFT

(Name of Company. Must match name
on AK Bus. License)

(RCA IXC Registration No. ___)
Original Page 15

4 RATES AND CHARGES

4.1 Calculation of Rates

- 4.1.1 Mileage sensitive rates are based on airline mileage between rate centers of the calling and called stations. Mileage is calculated using the Vertical and Horizontal (V&H) coordinate system in section 4.2.5.
- 4.1.2 Timing of calls begins when the call is answered at the called station. Different rates may apply depending on the time of day or day of week the call is made. Calls originating in one time period and terminating in another time period will be billed according to the rates in effect during each portion of the call.

**4.2 Dial-Around Compensation Surcharge for Payphones
(IF APPLICABLE):**

- 4.2.1 A Dial-Around Compensation Surcharge applies to all completed consumer intrastate long distance calls placed from a private or public interest pay telephone which are not paid on a sent paid basis. The Surcharge applies to:
- A. Calling card service
 - B. Collect calls
 - C. Third party billed
 - D. Directory Assistance calls
 - E. Pre-paid card service
- 4.2.2 The Surcharge does not apply to:
- A. Calls paid for by inserting coins;
 - B. Calls placed from stations other than pay telephones;
 - C. Calls placed to the Alaska Telecommunications Relay Service provider; or
 - D. Any calls for which the payphone provider is otherwise compensated pursuant to contract with the carrier.
- 4.2.3 The Dial Around Compensation Surcharge rate is _____ per call. **(THE RATE MAY BE NO GREATER THAN \$.25 PER CALL. FOR PRE-PAID**

Issued:

2002

Effective date:

(Leave blank until tariff is approved)

DRAFT

(Name of Company. Must match name
on AK Bus. License)

(RCA IXC Registration No. __)
Original Page 17

5 Pending Tariff Revisions

5.1 Procedure for Tariff Revision

5.1.1 The Company will not modify the previous sections of its tariff until it has completed the following actions at least 30 days prior to the proposed effective date of the revision:

- a) filed a copy of its tariff revision and notice with the Commission
- b) placed the notice and proposed tariff revision in section 5.2 below
- c) emailed the tariff revision notice to members of the public that request email notification of proposed tariff changes.

5.2 Listing of Pending Tariff Revisions

5.2.1 Current pending tariff revisions are listed below:

5.2.1.1 TA1

5.2.1.1.A Notice

5.2.1.1.B Proposed Tariff Revision [Provide on-line link to copy of proposed tariff sheets]

5.2.1.2 TA2

5.2.1.2.A Notice

5.2.1.2.B Proposed Tariff Revision [Provide on-line link to copy of proposed tariff sheets]

5.3 Listing of Tariffs Suspended by the Commission for Investigation

Issued:
2002

Effective date:

(Leave blank until tariff is approved)