

**HB**

**160**

HFIN

FILE



# FISCAL NOTE

**STATE OF ALASKA**  
**2002 LEGISLATIVE SESSION**

Fiscal Note Number: \_\_\_\_\_  
 Bill Version: CS HB 160 (JUD)  
 ( ) Publish Date: \_\_\_\_\_

Revision Date/Time (Note if correction): \_\_\_\_\_ Dept. Affected: Health & Social Services  
 Title: REPORTING OF INDUCED TERMINATIONS OF PREGNANCIES BRU: State Health Services  
 Component: Bureau of Vital Statistics

Sponsor: COGHILL  
 Requestor: HOUSE (FIN) Component Number: 961

**Expenditures/Revenues (Thousands of Dollars)**

Note: Amounts do not include inflation unless otherwise noted below.

OPERATING EXPENDITURES	FY 2003	FY 2004	FY 2005	FY 2006	FY 2007	FY 2008
Personal Services	33.4	34.4	35.4	36.4	37.4	38.4
Travel	3.0	1.0	1.0	1.0	1.0	1.0
Contractual	44.0	3.0	3.0	3.0	3.0	3.0
Supplies	0.5	0.5	0.5	0.5	0.5	0.5
Equipment	8.5				4.5	
Land & Structures						
Grants & Claims						
Miscellaneous						
<b>TOTAL OPERATING</b>	<b>89.4</b>	<b>38.9</b>	<b>39.9</b>	<b>40.9</b>	<b>46.4</b>	<b>42.9</b>

<b>CAPITAL EXPENDITURES</b>						
-----------------------------	--	--	--	--	--	--

<b>CHANGE IN REVENUES ( 0 )</b>						
---------------------------------	--	--	--	--	--	--

**FUND SOURCE (Thousands of Dollars)**

FUND SOURCE	FY 2003	FY 2004	FY 2005	FY 2006	FY 2007	FY 2008
1002 Federal Receipts						
1003 GF Match						
1004 GF	89.4	38.9	39.9	40.9	46.4	42.9
1005 GF/Program Receipts						
1037 GF/Mental Health						
Othe (Specify Type--do not abbrevia						
<b>TOTAL</b>	<b>89.4</b>	<b>38.9</b>	<b>39.9</b>	<b>40.9</b>	<b>46.4</b>	<b>42.9</b>

Estimate of any current year (FY2002) cost: \_\_\_\_\_

Check this box (X) if funding for this bill is included in the Governor's FY 2003 budget proposal:

**POSITIONS**

Full-time						
Part-time	2	2	2	2	2	
Temporary						2

**ANALYSIS:** (Attach a separate page if necessary)

The Department anticipates 2000 - 2500 reports per year.  
**PERSONAL SERVICES:** .25 Public Health Specialist I to provide training for providers and quality assurance for the program; .5 Administrative Clerk II to process reports of induced termination.  
**TRAVEL:** First Year - travel to each provider to establish procedures, install programs and train staff; Succeeding Years - travel to oversee system functionality.  
**CONTRACTUAL:** First Year - a) \$30.0 to build an induced termination of pregnancy subsystem in the vital statistics information system; b) \$4.0 for layout and printing of reporting form; c) \$10.0 to develop and adopt regulations; Succeeding Years - print forms.  
**SUPPLIES:** standard office supplies

Prepared by: Karen E. Pearson, MS Phone 465-3090  
 Division: Public Health Date/Time 04/01/2002  
 Approved by: Elmer A. Lindstrom, Deputy Commissioner Date 04/02/2002  
 Agency: Department of Health & Social Services

For distribution information, call the Governor's Legislative Office

FISCAL NOTE #

STATE OF ALASKA  
2002 LEGISLATIVE SESSION

BILL NO. CS HB 160 (JUD)

ANALYSIS CONTINUATION

EQUIPMENT: First Year - computer and furniture for new Admin Clerk; Succeeding Years - replace computer in Year 5.

# ALASKA STATE LEGISLATURE

*Interim:*

119 N. Cushman St, Suite 211  
Fairbanks, AK 99701  
(907) 456-5081 - Phone  
(907) 456-8245 - Fax



*Session:*

State Capitol, Room 102  
Juneau, AK 99801  
(907) 465-3719 - Phone  
(907) 465-3258 - Fax

## REPRESENTATIVE JOHN COGHILL

### SPONSOR STATEMENT

---

#### House Bill 160

Currently, the State of Alaska does not monitor or collect any abortion data. This hampers efforts on a state and national level in publishing and evaluating accurate abortion statistics in relation to important maternal health information.

House Bill 160 implements a reporting system for abortions in Alaska, requiring physicians to submit an induced termination of pregnancy report within thirty days after the procedure to the Bureau of Vital Statistics. Vital Statistics will then publish the aggregated data in an annual report.

Currently, the Centers for Disease Control and the Alan Guttmacher Institute collect and evaluate abortion statistics. Data from abortion surveillance is used in conjunction with birth data and fetal death computations to estimate pregnancy rates and other maternal health rates.

Moreover, ongoing annual surveillance is used to monitor trends in the number, ratio, and rate of abortions in the United States and provide data for assessing changes in clinical practice patterns related to abortion.

States collect these statistics through their individual abortion reporting systems, and it is compiled and published at the national level by the Centers for Disease Control and Prevention. However, some states, including Alaska, have no abortion reporting system.

The Centers for Disease Control and the National Center for Health Statistics advocate the collection of detailed abortion data since it is vital to accurate evaluations of abortion related topics and essential for both health and public policy issues.

The information that House Bill 160 would require to be reported is modeled after the federal guidelines for induced termination of pregnancy reports, established by the National Center for Health Statistics.

## **Alaska Civil Liberties Union**

*An Affiliate of the American Civil Liberties Union*

P. O. Box 201844, Anchorage, AK 99520-1844

Phone: (907) 258-0044 Fax: (907) 258-0288 Email: akclu@alaska.net

To: Daniella Serino  
From: Jennifer Rudinger  
Date: February 13, 2002  
Re: (CS) House Bill 160 - An Act requiring the reporting of induced termination of pregnancies.

Dear Danielle,

Per your request, I am writing to expressly convey the AkCLU's support for CSHB 160, an Act requiring the reporting of induced termination of pregnancies, as this bill is currently drafted. As I testified last year, the AkCLU understands that the State has an important interest in collecting and maintaining aggregate statistical records of how many abortions are performed in Alaska, the age of the patients who receive abortions, and whether these patients already have children or have had prior pregnancies terminated. These statistics could give the State a more accurate picture of women's health needs, thereby enabling the State and health care providers to improve their delivery of medical services to women in Alaska.

We believe that the current version of HB 160, as amended in the House Judiciary Committee last April 28<sup>th</sup>, explicitly protects doctor/patient confidentiality and safeguards the privacy rights of patients and providers, and we are gratified that Rep. Coghill and the Committee expressed their intent to protect individuals' privacy. CSHB 160 not only passes Constitutional muster as currently drafted, but we urge its immediate passage, and we will urge the Governor to sign this bill into law once it is presented to him.

Please let me know if I may be of further assistance. Thank you, and thanks to Rep. Coghill, for your hard work on this important legislation.

Sincerely,



Jennifer Rudinger  
Executive Director

# LEGAL SERVICES

DIVISION OF LEGAL AND RESEARCH SERVICES  
LEGISLATIVE AFFAIRS AGENCY  
STATE OF ALASKA

(907) 465-3867 or 465-2450  
FAX (907) 465-2029  
Mail Stop 3101

State Capitol  
Juneau, Alaska 99801-1182  
Deliveries to: 129 6th St., Rm. 329

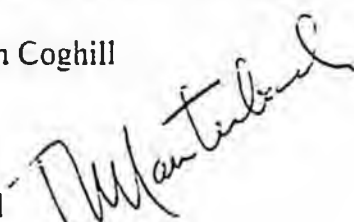
## MEMORANDUM

January 18, 2002

**SUBJECT:** Sectional Summary of CSHB 160(JUD); draft version "L"  
(Reporting of induced terminations of pregnancies)

**TO:** Representative John Coghill  
Attn: Danielle

**FROM:** Terri Lauterbach  
Legislative Counsel



You have requested a sectional summary of the above-described bill.

As a preliminary matter, please note that a sectional summary of a bill should not be considered an authoritative interpretation of the bill and the bill itself is the best statement of its contents. This memo is simply a brief summary. If you would like an interpretation of the bill as it may apply to a particular set of circumstances, let me know.

**Section 1.** Requires facilities and physicians to report induced terminations of pregnancies to the state registrar. Requires the state registrar to prepare a statistical report based on the facility and physician reports.

**Sections 2 - 4.** These sections provide confidentiality for the reports of induced terminations of pregnancies in several contexts.

**Section 5.** Adds "induced termination of pregnancy" to the list of circumstances when a person will be required to provide facts known to the person on demand of the state registrar.

**Section 6.** Amends the definition of "fetal death" to exclude induced termination of pregnancy.

**Section 7.** Adds "induced termination of pregnancy" to the meaning of "vital statistics."

**Section 8.** Defines "induced termination of pregnancy."

TML:med  
02-022.med

## ■ Abortion Reporting Requirements

**BACKGROUND:** For the last three decades, the federal Centers for Disease Control and Prevention (CDC) and the states have partnered to collect statistics on abortions in the United States. States are not required to submit abortion data to CDC, but an overwhelming majority do. Providers typically use a state form based on a federally designed standard, which asks for information about the facility, about the patient's demographic characteristics and medical history, and about the abortion procedure itself, including the method used and its timing (in weeks' gestation). Most states have adjusted their forms to include questions about medical (nonsurgical) abortion, given the 2000 approval of the abortion drug mifepristone. States provide only aggregate data, which show only general demographic trends, to CDC.

### REQUIRE REGULAR, CONFIDENTIAL REPORTING TO THE STATE

by hospitals, facilities or physicians

**44**

Alabama  
Arizona  
Arkansas  
Colorado  
Connecticut  
Delaware  
Florida  
Georgia  
Hawaii  
Idaho  
Illinois

Indiana  
Iowa  
Kansas  
Kentucky  
Louisiana  
Maine  
Massachusetts  
Michigan  
Minnesota  
Mississippi  
Missouri

Montana  
Nebraska  
Nevada  
New Mexico  
New York  
North Carolina  
North Dakota  
Ohio  
Oklahoma  
Oregon  
Pennsylvania

Rhode Island  
South Carolina  
South Dakota  
Tennessee  
Texas  
Utah  
Vermont  
Virginia  
Washington  
Wisconsin  
Wyoming

### COLLECT DATA ON A VOLUNTARY BASIS

in the absence of a legal requirement

**4 + DC**

District of Columbia  
Maryland  
New Hampshire

New Jersey  
West Virginia

### DO NOT COLLECT DATA

because of legal or funding constraints

**2**

Alaska  
California

(not funded by state)

(law that includes requirement is enjoined)

\*State-prepared reporting form specifically includes medical (nonsurgical) procedures.

# Legal Induced Abortion Reporting in the United States

## Why is legal abortion reporting important?

Legal induced abortion data are used to

- Define characteristics of women at high risk for unintended pregnancy.
- Monitor trends in the number, rate, and ratio, of abortion, types of procedures used, and gestational age (in weeks) when abortions are performed.
- Calculate pregnancy rates (in conjunction with births and fetal deaths).
- Evaluate the effectiveness of family planning programs and programs to prevent unintended pregnancy.

## Reporting issues

- 47 states, New York City, and the District of Columbia collect data on legal induced abortions.
- 44 reporting areas collect abortion data as required by state statute/regulation or law.
- Every hospital, Medicare facility, or licensed clinician in required areas must report each induced abortion performed to the central department of health by means of a standardized form for that reporting area.
- The time period for filing reports after legal induced abortion varies widely by state.

## Abortion Reporting, by Reporting Area and Type of Reporting—United States, 2000



\* Currently this state does not collect data on induced termination of pregnancy.

Source: Reporting of medical abortions: Information for providers. *Am J Obstet Gynecol*, 2000; 183:S24-S25

September, 2000

# Legal Induced Abortion Reporting in the United States

	Reporting form includes medical (nonsurgical) procedures	Time for Reporting	Contact state/reporting area office for more info
Alabama *		10 days after end of month	(334) 206-5426
Alaska †	Y	_____	(907) 465-3090
Arizona †		Monthly	(602) 542-1216
Arkansas *		5 days after procedure	(501) 661-2036
California †	NA	_____	(916) 323-2662
Colorado §		5 days after procedure	(303) 692-2160
Connecticut *		7 days after procedure	(860) 509-7897
Delaware *	Y	30 days after end of month	(302) 739-4776
Dist. of Col.	Y	_____	(202) 442-5865
Florida *		Monthly	(904) 359-6900
Georgia *		10 days after procedure	(404) 656-4750
Hawaii †		1 month after procedure	(808) 586-4600
Idaho *	Y	15 days after end of month	(208) 334-5992
Illinois *		10 days after end of month	(217) 782-6554
Indiana *		Twice a year	(317) 233-2700
Iowa *		30 days after procedure	(515) 281-5787
Kansas *	Y	Annually	(785) 296-8627
Kentucky *	Y	15 days after end of month	(502) 564-4212
Louisiana *		15 days after procedure	(504) 568-5152
Maine *	Y	10 days after end of month	(207) 287-5445
Maryland		_____	(410) 767-6783
Massachusetts *		30 days after procedure	(617) 753-8624
Michigan *	Y	7 days after procedure	(517) 335-8705
Minnesota *	Y	by April 1 for previous year	1-800-657-3900
Mississippi *	Y	5 days after procedure	(601) 576-7960
Missouri *	Y	45 days after procedure	(573) 751-6381

	Reporting form includes medical (nonsurgical) procedures	Time for Reporting	Contact state/reporting area office for more info
Montana *		30 days after procedure	(406) 444-5249
Nebraska *	Y	15 days after end of month	(402) 471-3121
Nevada *		No time for report specified	(775) 684-4242
New Hampshire †	Y	_____	(603) 271-4650
New Jersey **	Y	No time for report specified	(609) 984-6702
New Mexico *	Y	5 days after procedure	(505) 827-2338
New York †	Y	72 hours after procedure	(518) 474-3077
New York City *	Y	5 days after procedure	(212) 788-4520
North Carolina *	Y	Monthly	(919) 733-3526
North Dakota *	Y	30 days after procedure	(701) 328-2360
Ohio *	Y	15 days after discharge †	(614) 466-2531
Oklahoma *		_____	(405) 271-3430
Oregon *	Y	5 days after procedure	(503) 731-4108
Pennsylvania *	Y	15 days after end of month	(717) 783-2548
Rhode Island †	Y	7 days after procedure	(401) 222-2812
South Carolina *		7 days after procedure	(803) 898-3324
South Dakota *	Y	by Jan. 15 for previous year	(605) 773-4961
Tennessee *		10 days after procedure	(615) 741-1954
Texas *	Y	by Jan. 31 for previous year	(512) 458-7111
Utah *	Y	10 days after procedure	(801) 538-6105
Vermont *	Y	7 days after procedure	(802) 863-7275
Virginia †	Y	3 days after procedure	(804) 225-5076
Washington *	Y	Monthly for previous month	(360) 236-4313
West Virginia **	Y††	_____	(304) 558-9100
Wisconsin *	Y	by Jan. 15 for previous year	(608) 266-2838
Wyoming *	Y	20 days after procedure	(307) 777-7591

Note: State abortion reporting statutes are subject to modification or change at any time, therefore it is important to verify state reporting requirements with the state's office of vital statistics.

\* Induced termination of pregnancy reporting is specifically required by state statute or regulation.

† Reporting is done in accordance with the state's fetal death reporting statute or regulation.

‡ Currently this state does not collect data on induced termination of pregnancy.

§ State collects abortion data in accordance with its death certification statutory law.

¶ Reporting requirements refer to reporting by hospitals.

\*\* A broad health statute provides legal authority for abortion data collection.

†† Category not specified but includes fill-in procedure column.

NA Not available

Source: Reporting of medical abortions: Information for providers. *Am J Obstet Gynecol*, 2000; 183:S24-S25; Unpublished data, Alan Guttmacher Institute, 2000.

For information on the medication, mifepristone, recently approved by the FDA for termination of early pregnancy: <http://www.fda.gov/cder/drug/infopage/mifepristone/>

For further information on abortion surveillance, or the latest legal abortion statistics reported by CDC: <http://www.cdc.gov/epo/mmwr/preview/mmwrhtml/mm4851a3.html>

# Legal Induced Abortion

Lisa M. Koonin, M.N., M.P.H.<sup>1</sup> and Jack C. Smith, M.S.<sup>1</sup>

## PUBLIC HEALTH IMPORTANCE

Legal induced abortion is one of the most frequently performed surgical procedures in the United States. Each year since 1980, the number of abortions in this country has remained relatively stable at approximately 1.3–1.4 million abortions per year (1). Recent reports show that in 1991, 339 abortions were provided for every 1,000 live births and that about 24 of every 1,000 females of reproductive age (15–44 years old) had an abortion (1).

Induced abortions usually are linked to unintended pregnancies, which often occur despite the use of contraception (2–4). In the mid-1980s, about 1.2 million of the live births that occurred each year were unintended (either mistimed or unwanted at conception) (5). Improving contraceptive practices as well as access to and education about safe, effective, and low-cost contraception and family planning services may help minimize the need for abortion in this country (6).

Fewer than one woman in 100 develops a major complication from induced abortion, and fewer than one in 100,000 dies (7,8). The risk of morbidity and mortality from legal abortion is directly related to gestational age at the time of abortion—the earlier the gestation, the safer the procedure (9,10).

The surveillance of legal induced abortion is important for numerous reasons. Surveillance is used to identify characteristics of those who have abortions. In particular, women at high risk of unintended pregnancy. Ongoing surveil-

lance is essential to monitor trends in the number, ratio, and rate of abortions in this country.\* We need statistics on the number of pregnancies ending in abortion to add to birth and fetal death statistics so that we can accurately estimate pregnancy rates and calculate other outcome rates, such as the rate of ectopic pregnancies per 1,000 pregnancies. In turn, abortion and pregnancy rates can be used to evaluate the effectiveness of family planning and unintended pregnancy prevention programs. This is especially important for teenage pregnancy programs, because a large proportion of teenage pregnancies are terminated by abortion (1). Ongoing surveillance also gives us an opportunity to assess changes in clinical practice patterns related to abortion, such as changes in types of procedure over time. Finally, abortion data are used as denominators to calculate abortion morbidity rates and mortality rates.

Legal abortion rates vary widely among countries—ranging from a high of >100 abortions per 1,000 women of reproductive age in the former Soviet Union to a low of 5 per 1,000 in the Netherlands. The induced abortion rate in the United States (24 per 1,000) is higher than rates reported by Australia, Canada, and most Western European countries; the U.S. rate is lower than rates reported by the former Soviet Union, China, Cuba, and Eastern European countries (11). Abortion rates for teenagers are much higher in the United States than in most Western European countries and in some Eastern European countries (11) (for additional information about related topics and surveillance

\* The ratio is the number of abortions per 1,000 live births. The rate is the number of abortions per 1,000 females 15–44 years old.

<sup>1</sup> Division of Reproductive Health  
National Center for Chronic Disease Prevention  
and Health Promotion  
Centers for Disease Control and Prevention  
Atlanta, Georgia

activities, see the Unintended Pregnancy and Childbearing and the Pregnancy in Adolescents chapters).

## HISTORY OF DATA COLLECTION

During the late 1960s and early 1970s, a new reproductive health event, legal induced abortion, was emerging as a result of judicial and legislative changes occurring in this country. At that time, the incidence of induced abortion in the United States was unknown. In 1969, recognizing both the importance of abortion as a public health issue and the need for national abortion statistics, CDC began the continuous epidemiologic surveillance of abortion in the United States.

That same year, CDC published the first report of legal induced abortions. The term **legal** was used to contrast those abortions with illegal procedures or self-induced procedures that still occurred. Since then, reports of annual data for 1969–1990 have been published regularly.

To assess morbidity associated with legal induced abortion from 1971 through 1978, CDC sponsored a multicenter, observational study of complications following legal induced abortion (12). This study, known as the Joint Program for the Study of Abortion (JPSA), continued the initial investigation (JPSA I) sponsored by the Population Council of New York. On the basis of data from about 80,000 abortions performed in 32 institutions between 1971 and 1975 (JPSA II) and 84,000 abortions performed in 13 institutions between 1975 and 1978 (JPSA III), CDC offered the medical community recommendations, which have significantly reduced the number and severity of abortion complications and the number of related deaths in this country.

Today, abortion statistics are compiled by CDC's National Center for Chronic Disease Prevention and Health Promotion (NCCDPHP) and National Center for Health Statistics (NCHS) as well as the Alan Guttmacher Institute, an independent, nonprofit research organization. Abortion data compiled by NCHS are collected from participating states and registration areas. Information on each induced abortion is provided to NCHS on magnetic tape as a

part of the Vital Statistics Cooperative Program. In 1988, the last year for which statistics were reported, NCHS reports included data from 14 states<sup>†</sup> and New York City (13). The Alan Guttmacher Institute conducts periodic direct surveys of abortion providers in the United States (14); however, the institute does not conduct continuous annual surveys or collect information on the characteristics of women obtaining abortions.

## CDC SURVEILLANCE ACTIVITIES

NCCDPHP is responsible for national surveillance to document the number and characteristics of women obtaining abortions, and NCHS is responsible for compiling abortion data in selected states. On occasion, NCCDPHP and NCHS collaborate in producing abortion surveillance reports.

A legal induced abortion is defined as a procedure performed by a licensed physician or someone acting under the supervision of a licensed physician, with the intent to "terminate a suspected or known intrauterine pregnancy and to produce a nonviable fetus at any gestational age" (9). Data on the reasons for the legal induced abortion are not collected by many states and are not provided to NCCDPHP.

Until the late 1970s, state health departments had independently developed their own abortion reporting forms or had used fetal death reporting forms, which were problematic for reporting induced abortions. In 1977, with the assistance of state health departments, NCHS developed a model abortion reporting form to collect demographic information and data on gestational age and the type of procedure performed; the form does not include personal identifiers of the woman. This reporting form has been modified periodically and serves as the primary tool for collecting abortion statistics in most states.

NCCDPHP compiles tabular data, aggregated at the state and area levels, received from 52 reporting areas: 50 states, New York City, and the District of Columbia. The total number of legal

<sup>†</sup> States include Colorado, Indiana, Kansas, Maine, Missouri, Montana, New York, Oregon, Rhode Island, South Carolina, Tennessee, Utah, Vermont, and Virginia.

induced abortions are available from all reporting areas, most of which provide information on the characteristics of women obtaining abortions. Each year, in about 45 reporting areas, data are provided from the central health agencies.<sup>5</sup> In the remaining reporting areas, data are provided from hospitals and other medical facilities. No patient or physician identifiers are provided to CDC. Data are reported by the state in which the abortion occurred. CDC checks the data for numerical accuracy and for consistency with published state reports and resolves discrepancies by communicating with health department personnel. Data are stored in secured files.

CDC computes abortion-to-live-birth ratios by using the number of abortions in a given category (e.g., by state, age, or race) as the numerator and the number of live births (reported by state and area health departments) in the same category as denominators. Abortion rates are computed by using the number of abortions as numerators and Current Population Survey data for females aged 15–44 years as denominators.

Preliminary annual data on legal induced abortions are published in the *Morbidity and Mortality Weekly Report (MMWR)*, and a final and more comprehensive report is published later in the *MMWR's CDC Surveillance Summaries*. National numbers, ratios, and rates of abortions are presented in each report. State-specific characteristics of women obtaining abortions are presented in the *Surveillance Summaries* only.

## GENERAL FINDINGS

From 1970 to 1982, the reported number of legal abortions in the United States increased every year; the largest percentage increase occurred during 1970–1972 (Figure 1). From 1976 to 1982, the annual rate of increase slowed continuously, reaching a low of 0.2% for 1981–1982. Since 1980, the number of abortions has remained relatively stable, with only small (<5%) year-to-year fluctuations. The abortion ratio increased each year from 1970 to 1980, remained relatively stable until 1988,

and since then has decreased somewhat each year (Figure 1).

Women who have abortions in this country tend to be young, white, unmarried, and having the procedure for the first time. Specifically, women 20–24 years of age have approximately one third of all abortions, whereas women younger <15 years of age have about 1%. Abortion ratios are highest for women at the age extremes — <19 years (particularly <15 years) and ≥40 years of age (Figure 2). Women aged 30–34 years have the lowest ratios. Among teenagers, the abortion ratio is highest for those <15 years old and lowest for those 19 years old.

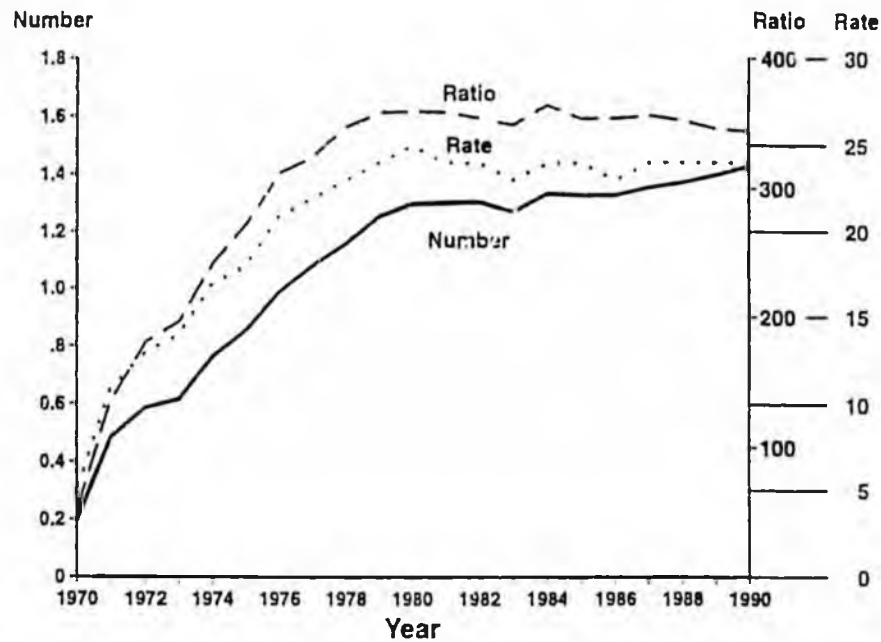
Most reported legal abortions are performed before 8 weeks of gestation, and more than three fourths are done before 13 weeks. Approximately 4% of abortions are performed at 16–20 weeks of gestation, and 1% at ≥21 weeks. Approximately 99% of legal abortions are performed by curettage (which is consistent with the fact that 94% of abortions are performed in the first trimester or early second trimester of pregnancy), and <1% are performed by intrauterine saline or prostaglandin instillation. Hysterectomy and hysterotomy are rarely used to perform abortions.

Abortion ratios vary by race and ethnicity, although these variations are probably related to socioeconomic differences rather than to race per se. Almost two thirds of women obtaining abortions are white; however, the abortion ratio for blacks is about two times higher than that for white women, and the ratio for women of other races (Asian-Pacific Islander, Native American, Alaska Native, or race listed as other) is 1.3 times higher than that for white women. In 1990, the abortion ratios for Hispanics were similar to those for whites. When the proportion of women undergoing legal abortion is analyzed by race and age-group, few differences are found between whites and blacks except among girls <15 years old; the percentage of girls who had an abortion was over twice that of white girls in this age-group (Table 1).

Over three fourths of women who have legal induced abortion are unmarried. The abortion ratio is 11 times higher for unmarried women than for married women.

<sup>5</sup> Agencies include state health departments and the health departments of New York City and the District of Columbia.

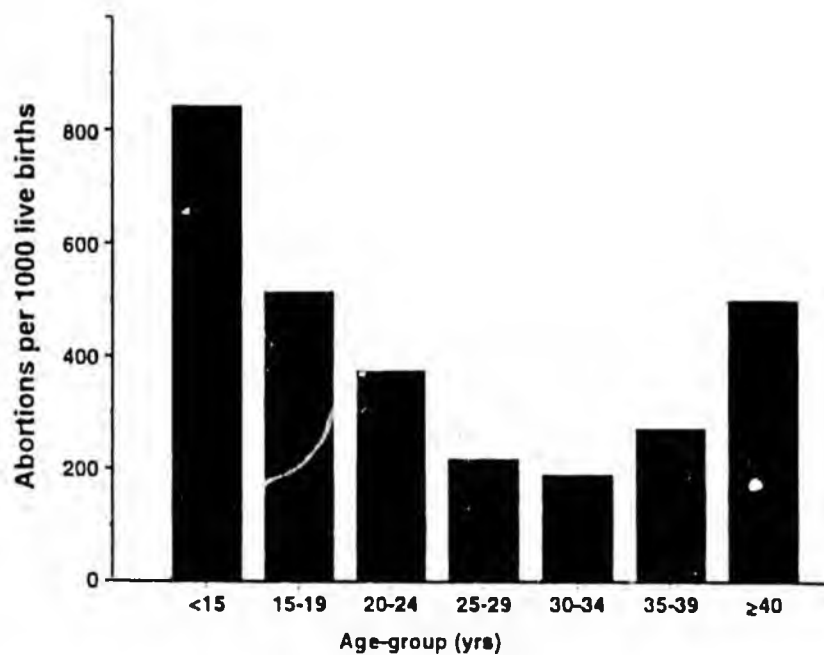
FIGURE 1. Legal abortions — United States, 1970–1990\*



\* Number of abortions are in millions of women, ratio is number of abortions per 1,000 live births, and rate is number of abortions per 1,000 women aged 15–44 years.

Source: CDC abortion surveillance.

FIGURE 2. Abortion ratio, by age-group — United States, 1990



Source: CDC abortion surveillance.

TABLE 1. Number and percentage of reported legal abortions, by race and age-group — United States, 1990

Age-group* (years)	Race				Total	
	White†		Black and other races			
	No.	%	No.	%	No.	%
< 15	2,215	0.6	2,597	1.3	4,812	0.8
15-19	88,731	22.3	41,597	20.1	130,328	21.5
20-24	132,427	33.2	68,922	33.3	201,349	33.2
25-29	87,044	21.8	49,242	23.8	136,286	22.5
30-34	52,741	13.2	28,171	13.6	80,912	13.4
35-39	27,571	6.9	12,919	6.3	40,490	6.7
≥ 40	8,022	2.0	3,229	1.6	11,251	1.9
<b>Total‡</b>	<b>398,751</b>	<b>100.0</b>	<b>206,677</b>	<b>100.0</b>	<b>605,428</b>	<b>100.0</b>

\* Excludes persons of unknown ages.

† Includes Hispanics.

‡ Reported by 30 states and New York City.

Source: CDC, National Abortion Surveillance (17).

The abortion ratio is highest for women who had no live births and lowest for women who had one live birth. Approximately half of women obtaining abortions are having the procedure for the first time, whereas approximately 15% have had at least two previous abortions.

Overall, most women obtain abortions during the first 12 weeks of pregnancy. However, girls <15 years of age are more likely to obtain abortions later in pregnancy than older women. The proportion of women obtaining an early abortion (<8 weeks) increases with age, and the proportion obtaining a late abortion (≥16 weeks) decreases with age. Black women of all ages tend to obtain abortions later in pregnancy than white women.

About 99% of abortions at <12 weeks of gestation are performed by curettage (primarily suction procedures). Beyond 12 weeks of gestation, the most common procedure again is curettage, which is usually reported as dilatation and evacuation. Most intrauterine instillations involve the use of saline and are usually performed at ≥16 weeks of gestation.

For all racial groups, educational level strongly influences when an abortion is performed (15). For example, in 1988, among white women

who obtained an abortion, 60% of those with college educations (≥16 years of school completed) had an early abortion (≤8 weeks), compared with 46% of those who completed high school only. Among minority women who obtained an abortion, about 53% of those with college educations had an early abortion compared with 42% of those who completed high school only.

Also in 1988, about 88% of women who obtained abortions lived in metropolitan areas (15). For these women, the abortion ratio was about 2.2 times greater than the ratio for women who lived in nonmetropolitan areas (373 vs. 168 abortions per 1,000 live births). This difference varied by race. For example, the abortion ratio for minority women living in metropolitan areas was 2.8 times the ratio for those living in nonmetropolitan areas (599 vs. 210 abortions per 1,000 live births). In contrast, the abortion ratio for white women living in metropolitan areas was 1.9 times that of white women living in nonmetropolitan areas (302 vs. 162 abortions per 1,000 live births).

Areas with the highest incidence of legal induced abortion include California, New York City, Texas, and Illinois; the lowest incidence occurs in Wyoming, South Dakota, Alaska, and Idaho

(Table 2) (16.17). Data on women whose state of residence is known indicate that approximately 92% have the abortion performed within that state.

## INTERPRETATION ISSUES

Since the 1970s, legal induced abortion has spurred much public controversy, which has affected national and state surveillance activities. In recent years, the abortion issue has influenced a significant number of public policy decisions, including issues related to the public funding of abortions, fetal tissue research, international family planning program development and support, and the possible availability of certain abortion-inducing medications, such as RU 486.

Despite NCCDPHP's ability to monitor national abortion trends, these data have several significant limitations. In 1990, approximately 28% of the abortions were reported from states that do not have centralized reporting; these areas could provide no information on the characteristics of women obtaining abortions. Representativeness is limited when data from all states are not available. In addition, because the number of states that report such information varies from year to year, we must use caution when making temporal comparisons. Nevertheless, the data available from CDC's abortion surveillance system are particularly useful because national characteristic data of women who obtain abortions are not collected by any other system. Also, because this is a continuous surveillance activity, data for each year since 1969 have been compiled, tabulated, and reported.

Differences in the data reported to NCCDPHP and NCHS also must be considered. For example, legal induced abortion data reported to NCHS contain demographic data—including information on educational level and area of residence (metropolitan or nonmetropolitan)—not available from states that provide data to NCCDPHP. The NCHS data system also enables detailed cross-tabulation of these and other characteristics. Because NCHS data are from a limited number of states, they cannot be used to represent national statistics. In 1988, NCCDPHP received the same number of re-

ported abortions as did NCHS for the selected states in their system—these NCHS abortion data represented approximately 22% of all abortions reported to NCCDPHP in that year.

The Alan Guttmacher Institute reports higher numbers of abortions in a given year than does NCCDPHP. However, the institute does not conduct abortion surveillance annually; in the 1980s, data were not collected for 1983, 1986, and 1989. The number of abortions reported to CDC has consistently been about 19% lower than the number ascertained by the Alan Guttmacher Institute (18). Methodologic differences account for this discrepancy. The institute uses an active survey technique to contact all identifiable abortion providers, whereas NCCDPHP primarily compiles data collected by state health departments. The smaller number of abortions reported to NCCDPHP from health departments is likely the result of inconsistencies among states in abortion reporting requirements and methods. Specifically, the completeness of state health department data varies widely because 1) some states require reporting from all licensed facilities whereas others have a voluntary abortion reporting system, 2) the types of providers that must report vary among states, and 3) the completeness of reporting varies among states. These factors probably contribute to underreporting in some states, which can lead to an underestimation of the national abortion rate and ratio.

Because legal induced abortions are usually performed in licensed medical facilities and most states use a standard abortion reporting form for data collection, we suspect that overreporting of abortions (false positives) is rare. However, the data collection forms filled out by providers may contain incomplete data, which in turn would be submitted to NCCDPHP for inclusion in national statistics.

NCCDPHP's definition of legal induced abortion is very similar to the definitions used by NCHS and the Alan Guttmacher Institute. NCHS uses the term **induced termination of pregnancy** in its reports and defines it as the "purposeful interruption of an intrauterine pregnancy with the intention other than to produce a live-born infant, and which does not result in a live birth . . . and excludes management of prolonged re-

TABLE 2. Reported number, ratio, and rate of legal abortions and percentage of abortions obtained by out-of-state residents, by state of occurrence — United States, 1990

State	Number of abortions <sup>a</sup>	Ratio <sup>b</sup>	Rate <sup>c</sup>	Abortions obtained by out-of-state residents (%) <sup>d</sup>
Alabama	15,012**	237	16	NR
Alaska	1,489**	125	11	NR
Arizona	15,783	229	19	2.5
Arkansas	5,953	163	11	3.2
California	357,579**	585	50	NR
Colorado	12,679	237	16	8.2
Connecticut	18,776	375**	24	NR
Delaware	5,557	500	34	NR
District of Columbia	19,969	NR**	NR	52.9
Florida	66,071	332	24	NR
Georgia	39,245	349	24	8.3
Hawaii	4,748	232	18	0.8
Idaho	1,390	85	6	9.0
Illinois	67,350	345	25	NR
Indiana	14,351	167	11	3.6
Iowa	7,166**	182	12	NR
Kansas	7,516***	153**	14	46.5
Kentucky	10,921	202	13	29.3
Louisiana	13,020	181	13	NR
Maine	4,607	266	16	12.6
Maryland	22,425	279**	19	6.8
Massachusetts	39,739	430	27	3.9
Michigan	36,183	236	16	4.2
Minnesota	17,156	252	17	10.7
Mississippi	6,842	157	11	22.7
Missouri	16,366	207	14	10.8
Montana	3,365	290	19	23.6
Nebraska	6,346	260	18	20.2
Nevada	7,226	331	26	11.2
New Hampshire	4,259**	243	16	NR
New Jersey	41,358	337	23	3.0
New Mexico	5,288	194	15	3.9
New York	159,098	545	37	3.4
City	102,202***	787	NR	2.9
State	56,896	351	NR	4.2
North Carolina	36,494	349	23	8.3
North Dakota	1,723	186	12	38.2
Ohio	32,165	193	13	9.6
Oklahoma	10,708**	225**	15	NR
Oregon	13,658	319	21	9.7
Pennsylvania	52,143	305	19	5.9
Rhode Island	7,782	512**	33	21.7
South Carolina	13,285	227	16	6.1
South Dakota	946	86	6	19.4

TABLE 2. Reported number, ratio, and rate of legal abortions and percentage of abortions obtained by out-of-state residents, by state of occurrence — United States, 1990 — continued

State	Number of abortions <sup>a</sup>	Ratio <sup>b</sup>	Rate <sup>c</sup>	Abortions obtained by out-of-state residents (%) <sup>d</sup>
Tennessee	21,144	282	18	17.4
Texas	92,580	293	23	3.9
Utah	4,786	132	12	15.2
Vermont	3,184	384	23	29.8
Virginia	32,992	334	21	6.0
Washington	31,443	397	27	4.9
West Virginia	2,500	111	6	11.7
Wisconsin	6,848	232	15	6.1
Wyoming	363	52	4	12.4
Total	1,429,577	345 <sup>***</sup>	24	8.2

<sup>a</sup> Abortion data from central health agency unless otherwise noted.

<sup>b</sup> Abortions per 1,000 live births (live-birth data from central health agency unless otherwise specified).

<sup>c</sup> Abortions per 1,000 women aged 15–44 years (from Bureau of the Census, Current Population Survey, March, 1990).

<sup>d</sup> Based on number of abortions for which residence status of women was known.

<sup>e</sup> Reported from hospitals and/or other medical facilities in state.

<sup>f</sup> CDC estimate.

<sup>g</sup> Live births reported by NCHS (16).

<sup>h</sup> >1,000 abortions per 1,000 live births.

<sup>i</sup> >1,000 abortions per 1,000 women aged 15–44.

<sup>j</sup> Excludes 330 Kansas residents obtaining abortions in other states.

<sup>k</sup> Reported from New York City Health Department.

<sup>l</sup> Differs from the preliminary ratio (344) published in MMWR (1).

NR: Not reported.

tion of products of conception following fetal death" (19).

Because of multiple levels of reporting—from the facility or doctor to the state health department and then to NCCDPHP—reporting complexity is part of this surveillance system. This complexity is exacerbated by the political sensitivities and legal issues surrounding abortion in every state. This creates a surveillance situation that is dynamic and not completely in the control of the state health agency collecting data.

The timeliness of surveillance data can be described as having two components: 1) the interval between the performance of the abortion and the reporting of the event to the state health department and subsequently NCCDPHP, and 2) the interval between the receipt of such data by NCCDPHP and dissemination of the results of the analysis. Since 1991, the interval between the abortion and publication of a report has been about 3 years.

## EXAMPLES OF USING DATA

CDC's need for abortion data at the national level is used by states to justify state legislation requiring abortion reporting. In turn, states compare their data with national data to make and assess policy and program decisions related to abortion. States also use abortion data to monitor teen pregnancy prevention programs and to plan for providing family planning and STD treatment and prevention services to groups at high risk for unintended pregnancies.

## FUTURE ISSUES

Although no year 2000 objectives specifically call for reducing the number of legal induced abortions provided in this country, several objectives indirectly address this issue:

- Objective 5.1: Reducing teen pregnancies.
- Objective 5.2: Reducing the proportion of pregnancies that are unintended.

- Objective 5.7: Increasing the effectiveness with which family planning methods are used.

Achieving these objectives will affect the need for abortion services (20) and will require all states to collect abortion data needed to fully assess our progress in reducing abortions.

Not all states have recognized the need for state-based abortion surveillance, and some states have recognized the need but have been unable to gather information because of the sensitivities that abortion generates. Data on the number and characteristics of women having abortions in all states are needed to have an accurate picture of legal induced abortion in this country. Moreover, a larger emphasis must be placed on preventing unintended pregnancy, particularly among teenagers. States that do not have age- and race/ethnicity-specific data on abortions will be in a weak position for assessing their needs, addressing teen pregnancy and unintended pregnancy in high-risk groups, and evaluating the effectiveness of their programs.

Ultimately, recent judicial rulings, executive orders, and legislative changes related to parental consent for abortions for minors, restrictions on the availability of services, the possible availability of RU 486, and the funding of abortion services may affect the number of abortions performed, the characteristics of women having abortions, and the methods used for abortion surveillance. Therefore, ongoing abortion surveillance continues to be a dynamic process that can contribute valuable information about an important public health issue.

#### REFERENCES

1. Koonin LM, Smith JC, Ramick M. Abortion surveillance—United States 1990. *MMWR* 1993;42(No. 55-6).
2. Jones EF, Forrest JD. Contraceptive failure rates based on the 1988 NSFG. *Fam Plann Perspect* 1992;24:12-9.
3. Henshaw SK, Silverman J. The characteristics and prior contraceptive use of U.S. abortion patients. *Fam Plann Perspect* 1988;20:158-68.
4. Torres A, Forrest JD. Why do women have abortions? *Fam Plann Perspect* 1988;20:169-76.
5. Williams L, Pratt WF. Wanted and unwanted child-bearing in the United States 1973-88. Hyattsville, Maryland: US Department of Health and Human Services, Public Health Service, CDC, NCHS, 1990. (Advance data from vital and health statistics; no. 189.)
6. Westoff CF. Contraceptive paths towards the reduction of unintended pregnancy and abortion. *Fam Plann Perspect* 1988;20:4-13.
7. Koonin LM, Smith JC, Ramick M, Lawson H. Abortion surveillance—United States, 1989. *MMWR* 1992;41 (No. 55-5):1-34.
8. Grimes DA, Cates W Jr. Complications from legally induced abortions: a review. *Obstet Gynecol Surv* 1979;34:177-91.
9. CDC. Abortion surveillance, 1981. Atlanta: CDC, 1985:1-51.
10. Berger GS, Tietze C, Pakier J, Katz SH. Maternal mortality associated with legal abortions in New York State: July 1 1970—June 30, 1972. *Obstet Gynecol* 1974;43:315-26.
11. Henshaw SK. Induced abortions: a world review, 1990. *Fam Plann Perspect* 1990;22:76-89.
12. CDC. Abortion surveillance: United States, 1974. Atlanta: CDC, 1976:1-49.
13. Kochanek KD. Induced terminations of pregnancy: reporting states, 1988. Hyattsville, Maryland: US Department of Health and Human Services, Public Health Service, CDC, NCHS, 1991; DHHS publication no. (PHS)91-1120. (Monthly vital statistics report; vol. 39, no. 12, suppl.)
14. Henshaw SK, Forrest JD, Van Vorst J. Abortion services in the United States, 1987 and 1988. *Fam Plann Perspect* 1990;22:102-8.
15. Koonin LM, Kochanek KD, Smith JC, Ramick M. Abortion surveillance, United States, 1988. *MMWR* 1991;40(No. 55-1):15-42.
16. NCHS. Advance report of final natality statistics, 1990. Hyattsville, Maryland: US Department of Health and Human Services, Public Health Service, CDC, 1993. (Monthly vital statistics report, vol. 41, no. 9, suppl.)
17. Atrash HK, Lawson HW, Smith JC. Legal abortions in the US: trends and mortality. *Contemp Obstet Gynecol* 1990;58-69.
18. National Center for Health Statistics. Model state vital statistics act and regulations. 1992 revision. Hyattsville, Maryland: US Department of Health and Human Services, Public Health Service, CDC, 1994 (in press).
19. Public Health Service. Healthy people 2000—full report, with commentary. Washington, DC: US Department of Health and Human Services, Public Health Service, 1991; DHHS publication no.


(PHS)91-50212.

---

# Handbook on the Reporting of Induced Termination Of Pregnancy

---

Reprinted from 1988, Includes Revised Instructions  
and Reporting Form, 1997



---

U.S. DEPARTMENT OF HEALTH AND HUMAN SERVICES  
Centers for Disease Control and Prevention  
National Center for Health Statistics

Hyattsville, Maryland  
April 1998  
DHHS Publication No. (PHS) 98-1117

## **National Center for Health Statistics**

Edward J. Sondik, Ph.D., *Director*

Jack R. Anderson, *Deputy Director*

Jack R. Anderson, *Acting Associate Director for  
International Statistics*

Lester R. Curtin, Ph.D., *Acting Associate Director for  
Research and Methodology*

Jennifer H. Madans, Ph.D., *Acting Associate Director for  
Analysis, Epidemiology, and Health Promotion*

P. Douglas Williams, *Acting Associate Director for Data  
Standards, Program Development, and Extramural Programs*

Edward L. Hunter, *Associate Director for Planning, Budget,  
and Legislation*

Jennifer H. Madans, Ph.D., *Acting Associate Director for  
Vital and Health Statistics Systems*

Stephen E. Nieberding, *Associate Director for Management*

Charles J. Rothwell, *Associate Director for Data Processing  
and Services*

## **Division of Vital Statistics**

Mary Anne Freedman, *Director*

James A. Weed, Ph.D., *Deputy Director*

George A. Gay, *Special Assistant for Registration Methods*

Kenneth G. Keppel, Ph.D., *Acting Chief, Reproductive Statistics Branch*

## Preface

This handbook is prepared by the National Center for Health Statistics, Centers for Disease Control and Prevention, U.S. Department of Health and Human Services, and contains instructions for persons with responsibilities for completing and filing reports of induced terminations of pregnancy (induced abortions). It pertains to the 1989 revision of the U.S. Standard Report of Induced Termination of Pregnancy as modified in 1996 by the Division of Reproductive Health, National Center for Chronic Disease Prevention and Health Promotion and the 1992 revision of the *Model State Vital Statistics Act and Regulations*. This handbook is intended to serve as a model for adaptation by any vital statistics registration area.

Other handbooks available as references on preparing and registering vital records are:

- *Hospitals' and Physicians' Handbook on Birth Registration and Fetal Death Reporting*
- *Medical Examiners' and Coroners' Handbook on Death Registration and Fetal Death Reporting*
- *Physicians' Handbook on Medical Certification of Death*
- *Funeral Directors' Handbook on Death Registration and Fetal Death Reporting*
- *Guidelines for Reporting Occupation and Industry on Death Certificates*
- *Handbook on Marriage Registration*
- *Handbook on Divorce Registration*

# Contents

Preface .....	iii
Introduction .....	1
Purpose.....	1
Importance of induced termination of pregnancy reporting.....	1
State reporting requirements .....	2
Live birth .....	2
U.S. Standard Report of Induced Termination of Pregnancy.....	2
State health department.....	3
Local registrar.....	3
Confidentiality .....	3
Specific responsibilities.....	4
Hospital or clinic .....	4
Physician.....	4
Part I. General instructions for completing reports.....	5
Part II. Completing the report of induced termination of pregnancy .....	6
Place of termination (Items 1-3).....	6
Patient information (Items 4-11).....	6
Date last normal menses began (Item 12).....	10
Clinical estimate of gestation (Item 13).....	11
Previous pregnancies (Item 14a-d).....	11
Type of termination procedure (Item 15) .....	12
Name of attending physician (Item 16).....	13
Name of person completing report (Item 17).....	13
<b>Appendixes</b>	
A. U.S. Standard Report of Induced Termination of Pregnancy.....	15
B. Definitions of live birth, fetal death, and induced termination of pregnancy .....	16
C. Definitions of induced abortion procedures.....	17

# **Introduction**

## **Purpose**

This handbook is designed as an aid to acquaint hospital and clinic personnel, physicians, and others with responsibilities related to completing and filing reports of induced termination of pregnancy (induced abortion). Background information is included on the importance of these documents for statistical purposes and specific instructions for recording entries.

The purpose is to achieve improved reporting by promoting better understanding of the forms and of the uses of information entered on them.

Although State laws vary in specific requirements, generally the person in charge of the institution or facility where the induced abortion is performed has the overall responsibility for obtaining the required data, preparing the report, and filing the report with the State registrar. For abortions performed outside a hospital, clinic, or other institution, the physician performing the abortion is responsible for preparing and filing the report.

## **Importance of induced termination of pregnancy reporting**

Reports of induced termination of pregnancy are not legal records and are not maintained permanently in the files of the State office of vital statistics. However, the data they provide are very important from both a demographic and a public health viewpoint.

In January 1973, the U.S. Supreme Court ruled that the restrictive abortion laws in two States were unconstitutional and that, within the first two trimesters after conception, whether an abortion was to be performed or not was a matter between the woman and her doctor (*Roe v. Wade*, 410 U.S. 113 (1973); and *Doe v. Bolton*, 410 U.S. 179 (1973)). The net result of this ruling is that induced abortion under these criteria is legal in all States. In July 1976, the Supreme Court ruled that it is legal for States to require the reporting of certain information about induced abortions performed in that State (*Planned Parenthood of Central Missouri v. Danforth*, 96 Supreme Court 2831 (1976)). As a result of these two rulings, many States have established mandatory induced abortion reporting systems.

Data from reports of induced termination of pregnancy provide unique information on the characteristics of women having induced abortions. Uniform annual data of such quality are nowhere else available. Medical and health information is provided to evaluate risks associated with induced abortion at various lengths of gestation and by the type of abortion procedure used. Information on the characteristics of the women is used to evaluate the impact that induced abortion has on the birth rate, teenage pregnancy, and out-of-wedlock births. The data also help measure the role that induced abortion plays in birth prevention as compared with contraception. Because these abortion data provide information necessary to promote and monitor health, it is important that the forms be completed carefully.

### **State reporting requirements**

In those States requiring the reporting of information on induced abortions, various methods are used to collect the data. Some States include induced abortion reporting as a part of their fetal death reporting system by collecting additional information on induced terminations on their fetal death report. A majority of the States use a separate form, usually called Report of Induced Termination of Pregnancy, for the reporting of induced abortions. In a few States, a combination system is used whereby induced abortions above a certain gestational age are reported on the fetal death report and those below that gestational age are reported on the induced termination of pregnancy report. However, regardless of the reporting system used, all States with reporting systems require the reporting of all induced abortions regardless of length of gestation.

Because of the variations that exist from State to State, it is imperative that those persons having responsibilities in the reporting of induced abortions familiarize themselves with the procedures and forms used in their State.

### **Live birth**

Although unlikely, the induced abortion procedure may result in a live birth. Should this occur, the report of induced termination of pregnancy is not to be completed and filed. Rather, a certificate of live birth is to be prepared for the infant. In the event the infant should later die, a death certificate would also have to be prepared and filed.

### **U.S. Standard Report of Induced Termination of Pregnancy**

The National Center for Health Statistics, Centers for Disease Control and Prevention, U.S. Department of Health and Human Services has historically provided leadership and coordination in the development of the

Standard Report of Induced Termination of Pregnancy to serve as a model for use by States. This report has been revised periodically in collaboration with State health officials, registrars, and statisticians; Federal agencies; local registrars, and medical record personnel. In these revisions, each item is evaluated thoroughly for its registration, statistical, health, and research value.

In recent years, responsibility for the collection of abortion data from the official files of the States has rested with the Division of Reproductive Health, National Center for Chronic Disease Prevention and Health Promotion, Centers for Disease Control and Prevention. In 1996, in response to the emerging use of medical procedures to induce abortion, the Division of Reproductive Health, in consultation with a working group of experts, revised Item 15: *Type of Termination Procedure*. The instructions for completing several sections of the form were also revised at this time. This Handbook reflects those revisions.

Each State is encouraged to adopt the recommended standard report as a means of developing a uniform national induced abortion reporting and statistics system. Although many States use the recommended standard report, some States modify it to comply with State laws and regulations or to meet their own particular needs for information.

### **State health department**

The State health department administers the induced termination of pregnancy reporting system under the laws and regulations of the State. The State health department is responsible for developing forms and procedures and for ensuring adherence to the requirements of the laws and regulations. It also publishes statistical data derived from the reports of induced termination of pregnancy it receives.

### **Local registrar**

Generally, the Report of Induced Termination of Pregnancy is filed directly with the State registrar. In a few States, however, these reports are filed with the local registrar who then forwards them to the State registrar.

### **Confidentiality**

The Report of Induced Termination of Pregnancy is designed to collect information for statistical and research purposes only. These reports are not maintained permanently in the official files of the State health department. The data that are gathered from these reports are presented in aggregate statistics, not individually, so that specific individuals may not be identified.

Hospitals, clinics, and physicians are assured that extensive legal and administrative measures are used to protect individuals from unauthorized disclosure of personal information contained on the reporting form.

## **Specific responsibilities**

### **Hospital or clinic**

The hospital, clinic, or other institution or facility where the induced abortion is performed is responsible for obtaining the necessary data, completing the form, and filing it with the State registrar within the time period specified by law. To ensure the proper performance of these responsibilities, it is preferable that one staff member be given the overall responsibility and authority to see that the reports are completed and filed on time. Specifically, the hospital, clinic, or other institution should:

- Develop efficient procedures for prompt preparation and filing of the reports.
- Collect and record the information required by the report.
- Prepare a correct and legible report, making certain that every item is completed.
- File the report with the proper official within the time specified in the vital statistics laws of the State.
- Cooperate with State or local registrars concerning queries on report entries.
- Call on the State or local office of vital statistics for advice and assistance when necessary.

### **Physician**

For induced abortions performed in a hospital, clinic, or other institution, the physician performing the abortion is responsible for providing the medical information required by the report. When an induced abortion is performed outside a hospital, clinic, or other institution, the physician performing the abortion is responsible for obtaining all of the necessary data, completing the form, and filing it with the State registrar within the time period specified by law.

## **Part I. General instructions for completing reports**

The data necessary for preparation of the induced termination of pregnancy report are obtained from the:

- Patient
- Attending physician
- Hospital or clinic records

Reports of induced termination of pregnancy are not permanent records and are used only for statistical purposes. However, the data obtained from these reports are very important from both a demographic and a public health viewpoint. Therefore, it is essential that these reports be prepared accurately. These general rules should be followed:

- File the original report with the registrar. Reproductions or duplicates are not acceptable.
- Avoid abbreviations except those recommended in the specific item instruction.
- Spell entries correctly.
- Refer problems not covered in these instructions to the State office of vital statistics.
- Use the current form designated by the State.
- Type all entries whenever possible. Do not use worn typewriter ribbons.
- If a typewriter cannot be used, print legibly in black ink.
- Complete each item following the specific instructions for that item.
- Do not make alterations or erasures.

## **Part II. Completing the report of induced termination of pregnancy**

These instructions pertain to the 1989 revision of the U.S. Standard Report of Induced Termination of Pregnancy.

### **1-3 PLACE OF TERMINATION**

#### **1. FACILITY NAME** *(If not clinic or hospital, give address)*

Enter the full name of the hospital or clinic where the induced termination of pregnancy occurred.

If the induced termination of pregnancy occurred in a hospital or a clinic that is physically situated within a hospital or is administratively a part of a hospital, enter the full name of the hospital.

If the induced termination of pregnancy occurred in a freestanding clinic, a clinic that is physically and administratively separate from a hospital, enter the full name of the clinic.

If the induced termination of pregnancy occurred in a physician's office or some other place, enter the number and street name or name of the place.

#### **2. CITY, TOWN, OR LOCATION OF PREGNANCY TERMINATION**

Enter the name of the city, town, or location where the pregnancy termination occurred.

#### **3. COUNTY OR PREGNANCY TERMINATION**

Enter the name of the county where the pregnancy termination occurred.

*Item 1 provides information about the types of facilities where induced terminations are performed. Items 2 and 3 provide information that is used in the planning of health facilities and health education programs.*

#### **4. PATIENT'S IDENTIFICATION**

Enter the hospital, clinic, or other patient identification number. This number must be one that would enable the facility or physician to access the medical file of this patient.

*This information is used with Items 1 and 2 for querying for missing information without identifying the patient.*

## 5. AGE LAST BIRTHDAY

Enter the age of the patient in years at her last birthday.

*This information permits analysis of health risks related to length of pregnancy and type of procedure among different age groups. It is also used to study the impact of induced terminations on the fertility rates of different age groups.*

## 6. MARRIED?

Yes     No    Specify: \_\_\_\_\_

Check "Yes" if the patient was legally married (including separated) at the time of conception, at the time of termination, or at any time between conception and the termination. Otherwise, check "No."

*This information is used to study the health risk of induced terminations by marital status. It also helps determine the impact of induced terminations on the fertility rates of married and unmarried women and aids in planning for and evaluating the effectiveness of family planning programs.*

## 7. DATE OF PREGNANCY TERMINATION (Month, Day, Year)

Enter the exact month, day, and year of the pregnancy termination.

The date the pregnancy was actually terminated should be entered. This may not necessarily be the date the procedure was begun. *Exception:* For termination procedures performed by medical (nonsurgical) methods, the date of the termination should be recorded as the actual date the *initial* dosage of the medication was given—not the actual date of termination of pregnancy.

Enter the full name of the month—January, February, March, etc. Do not use a number or abbreviation to designate the month.

*This information is used to determine when the pregnancy termination occurred and to determine the length of gestation. Length of gestation is an essential element in the study of risks associated with induced terminations.*

## 8a-e RESIDENCE OF PATIENT

The patient's residence is the place where her household is located. This is not necessarily the same as her "home State," "voting residence," "mailing address," or "legal residence." The State, county, and city should be that of the place where the patient actually lives. Never enter a temporary residence such as one used during a visit, business trip, or a vacation. Residence for a short time at the home of a relative or friend is considered to be temporary and should not be entered here. Place of residence during a tour of military duty or during attendance at college is *not* considered temporary and should be entered as the place of residence of the patient on the report.

If the patient has been living in a facility where an individual usually resides for a long period of time, such as a group home, mental institution, nursing home, penitentiary, or hospital for the chronically ill, this facility should be entered as the place of residence.

**8a. RESIDENCE—STATE**

Enter the name of the State where the patient lives. This may differ from the State in her mailing address. If the patient is not a resident of the United States, enter the name of the country and the name of the unit of government that is the nearest equivalent of a State.

**8b. RESIDENCE—COUNTY**

Enter the name of the county where the patient lives.

**8c. RESIDENCE—CITY, TOWN, OR LOCATION**

Enter the name of the city, town, or location where the patient lives. This may differ from the city, town, or location in her mailing address.

**8d. RESIDENCE—INSIDE CITY LIMITS? (Yes or no)**

Enter "Yes" if the location entered in item 8c is incorporated and the patient's residence is inside its boundaries. Otherwise, enter "No."

**8e. RESIDENCE—ZIP CODE**

Enter the ZIP Code of the place where the patient lives.

*These items provide data for the analysis of induced termination by residence of the patient. This information is used with the city and county of termination to provide information on the amount of movement occurring within a State or between States to obtain an induced termination of pregnancy. This type of information is useful in planning the location of health care facilities.*

**9. OF HISPANIC ORIGIN?**

*(Specify No or Yes—If yes, specify Cuban, Mexican, Puerto Rican, etc.)*

No       Yes      Specify: \_\_\_\_\_

Check "No" or "Yes." If "Yes" is checked, enter the specific Hispanic group as obtained from the patient. Do not leave this item blank. The entry in this item should reflect the response of the patient.

For the purposes of this item, "Hispanic" refers to people whose origins are from Spain, Mexico, Puerto Rico, Cuba, or the Spanish-speaking countries of Central or South America. Origin can be viewed as the ancestry, nationality, lineage, or country in which the patient or her ancestors were born before their arrival in the United States.

There is no set rule as to how many generations are to be taken into account in determining Hispanic origin. A patient may report Hispanic origin based on the country

of origin of a parent, grandparent, or some far-removed ancestor. The response should reflect what the patient considers herself to be and is not based on percentages of ancestry. Although the prompts include the major Hispanic groups of Cuban, Mexican, and Puerto Rican, other Hispanic groups can also be identified in the space provided.

If a patient indicates that she is of multiple Hispanic origin, enter the origins as reported (for example, Mexican-Puerto Rican).

If a patient indicates that she is Mexican American or Cuban American, enter the Hispanic origin as stated.

This item is not a part of the Race item. A person of Hispanic origin may be of any race. Each question, Race and Hispanic origin, should be asked independently.

*Hispanics comprise the second-largest minority in this country. This item provides data to measure differences in pregnancy outcome and variations in health care for people of Hispanic and non-Hispanic origin. Without collection of data on persons of Hispanic origin, it is impossible to obtain valid demographic and health information on this important group of Americans.*

**Some States may wish to obtain data on other groups or may have a very small Hispanic population. Therefore, they may opt to include a general Ancestry item on their report instead of a specific Hispanic origin item. Instructions for the general Ancestry item follow:**

**ANCESTRY—Mexican, Puerto Rican, Cuban, African, English, Irish-German, Hmong, etc. (Specify)**

Enter the ancestry as obtained from the patient. Do not leave this item blank. The entry in this item should reflect the response of the patient.

For purposes of this item, ancestry refers to the nationality, lineage, or country in which the patient or her ancestors were born before their arrival in the United States. American Indian or Alaskan Native ancestry should be entered as such.

There is no set rule as to how many generations are to be taken into account in determining ancestry. A person may report ancestry based on the country of origin of a parent, grandparent, or some far-removed ancestor. The response should reflect what the patient considers herself to be and is not based on percentages of ancestry.

Some persons may not identify with the foreign birthplace of their ancestors or with a nationality and may report "American." If, after clarification of the intent of this item, the patient still feels that she is an "American," enter "American" on the record.

If a patient indicates that she is of multiple ancestry, enter the ancestry as reported (for example, English-Scottish-Irish, Mexican American).

If she gives a religious group—such as, Jewish, Moslem, or Protestant—ask for the country of origin or nationality.

This item is not a part of the Race item. Both questions, Race and Ancestry, should be asked independently. This means that for certain groups—such as Japanese, Chinese, or Hawaiian—the entry will be the same in both items. The entry should be made in both items even if it is the same. However, an entry of “Black” or “White” should never be recorded in the ancestry item.

## 10. RACE

American Indian       Black       White

Other (*Specify*) \_\_\_\_\_

Check the box that describes the race of the patient. The entry in this item should reflect the response of the patient.

If the patient is not American Indian, Black, or White, check “Other” and specify the race on the line provided.

For Asian or Pacific Islanders, enter the national origin of the patient, such as Chinese, Japanese, Korean, Filipino, or Hawaiian.

If the patient is of mixed race, check “Other” and enter both races or origins.

*Information on race is needed to study the impact of induced terminations on the birth, fertility, and out-of-wedlock rates of different racial groups.*

## 11. EDUCATION (*Specify only highest grade completed*)

Elementary/Secondary (0–12) \_\_\_\_\_ College (1–4 or 5+) \_\_\_\_\_

Enter the highest number of years of regular schooling completed by the patient in either the space for elementary/secondary school or the space for college. An entry should be made in only one of the spaces. The other space should be left blank. Report only those years of school that were completed. A person who enrolls in college but does not complete one full year should not be identified with any college education in this item.

Count formal schooling. Do not include beauty, barber, trade, business, technical, or other special schools when determining the highest grade completed.

*This item is an important indicator of socioeconomic status of the patient. This information is used for studying the effect of induced terminations on the health and fertility of various educational and socioeconomic groups. This information is also useful in planning educational programs that address family planning.*

## 12. DATE LAST NORMAL MENSES BEGAN (*Month, Day, Year*)

Enter the exact date (month, day, and year) of the first day of the patient’s last normal menstrual period, as obtained from the hospital or clinic record or the patient herself.

Enter the full name of the month—January, February, March, etc. Do not use a number or abbreviation to designate the month.

If the exact day is unknown but the month and year are known, obtain an estimate of the day from the patient, her physician, or the medical record. If an estimate of the date cannot be obtained, enter the month and year only.

Enter "Unknown" if the date cannot be determined. Do not leave this item blank.

*This item is used in conjunction with the date of termination to determine the length of gestation. Gestational age is important in evaluating the effectiveness and safety of the various termination procedures.*

### **13. CLINICAL ESTIMATE OF GESTATION (Weeks)**

Enter the length of gestation as estimated by the attending physician in completed menstrual weeks. Do not compute this information from the date last normal menses began and date of termination. If the attendant has not done a clinical estimate of gestation, enter "None." Do not leave this item blank. *Exception: For termination procedures performed by medical (nonsurgical) methods, gestational age should be recorded as the gestational age of the pregnancy on the actual date the initial dosage of medication was given.*

*This item provides a check on the length of gestation as calculated from date of last normal menses. It permits the physician to report an estimate when there is doubt as to the accuracy of the length of gestation or when date of last normal menses is unavailable or misleading.*

### **14a-d PREVIOUS PREGNANCIES (Complete each section)**

#### **14a-b LIVE BIRTHS**

##### **14a. Now living**

Number \_\_\_\_\_  None

Enter the number of children born alive to this patient who are still living at the time of this termination. Do not include children by adoption. Check "None" if all previous children are dead.

##### **14b. Now dead**

Number \_\_\_\_\_  None

Enter the number of children born alive to this patient who are no longer living at the time of this termination. Do not include children by adoption. Check "None" if all previous children are still living.

## 14c-d OTHER TERMINATIONS

### 14c. Spontaneous

Number \_\_\_\_\_  None

Enter the number of previous pregnancies that ended spontaneously and did not result in a live born infant. This should not include induced terminations. Check "None" if the patient has had no previous pregnancies or if all previous pregnancies ended in live born infants.

### 14d. Induced (Do not include current termination)

Number \_\_\_\_\_  None

Enter the number of previous induced terminations (induced abortions) that this patient has had. Do not include this termination. Check "None" if the patient has had no previous induced terminations.

*This information provides a pregnancy history and allows for insight into the use of induced terminations to limit family size. Because this item also collects information on the number of previous induced terminations, it provides some data on characteristics of women who may need alternative methods of family planning.*

## 15. TYPE OF TERMINATION PROCEDURE

(Definitions of certain abortion procedures can be found in Appendix C.)

- Suction Curettage
- Medical (Nonsurgical), Specify Medication(s) \_\_\_\_\_
- Dilatation and Evacuation (D&E)
- Intrauterine Instillation (Saline or Prostaglandin)
- Sharp Curettage (D&C)
- Hysterotomy/Hysterectomy
- Other (Specify) \_\_\_\_\_

Check the box that describes the procedure that actually terminated this pregnancy. Check only one box. If a procedure not listed was used, check "Other" and specify on the line provided.

*This item provides information on the frequency of specific procedures and the incidence of terminations involving multiple procedures. When used in conjunction with length of gestation it provides an indication of the safety, appropriateness, and health risks of the various termination procedures at different gestational ages.*

**16. NAME OF ATTENDING PHYSICIAN (Type/Print)**

Enter the full name of the attending physician. Be sure to spell it correctly and verify correct spelling. This item is used to query for missing or additional information.

**17. NAME OF PERSON COMPLETING REPORT (Type/Print)**

Enter the full name of the person completing this report.

*This is the primary person who is queried for missing information on the report, although the physician is contacted in some instances.*

## Appendixes

A.	U.S. Standard Report of Induced Termination of Pregnancy . . . .	15
B.	Definitions of live birth, fetal death, and induced termination of pregnancy .....	16
C.	Definitions of induced abortion procedures.....	17

# Appendix A

## U.S. Standard Report of Induced Termination of Pregnancy

TYPEPRINT  
IN  
PERMANENT  
BLACK INK  
FOR  
INSTRUCTIONS  
SEE  
HANDBOOK

U.S. STANDARD  
REPORT OF INDUCED TERMINATION OF PREGNANCY

STATE FILE NUMBER

U.S. DEPARTMENT OF HEALTH AND HUMAN SERVICES — CENTER FOR DISEASE CONTROL AND PREVENTION — NATIONAL CENTER FOR HEALTH STATISTICS — 1987 REVISION

1. FACILITY NAME (If not clinic or hospital, give address) Merrywood Clinic		2. CITY, TOWN, OR LOCATION OF PREGNANCY TERMINATION Louisville		3. COUNTY OF PREGNANCY TERMINATION Jefferson	
4. PATIENT'S IDENTIFICATION 25466		5. AGE LAST BIRTHDAY 23		6. MARRIED? <input type="checkbox"/> YES <input checked="" type="checkbox"/> NO	
7. DATE OF PREGNANCY TERMINATION (Month, Day, Year) November 20, 1997		8a. RESIDENCE-STATE Ohio		8b. ZIP CODE 45202	
8b. COUNTY Hamilton		8c. CITY, TOWN, OR LOCATION Cincinnati		8d. INSIDE CITY LIMITS? (Yes or No) <input checked="" type="checkbox"/> YES <input type="checkbox"/> NO	
9. OF HISPANIC ORIGIN? (Specify No or Yes - If yes, specify Cuban, Mexican, Puerto Rican, etc.) <input type="checkbox"/> No <input checked="" type="checkbox"/> Yes Specify: Puerto Rican		10. RACE <input type="checkbox"/> American Indian <input type="checkbox"/> Black <input checked="" type="checkbox"/> White <input type="checkbox"/> Other (Specify) _____		11. EDUCATION (Specify only highest grade completed) Elementary/Secondary (9-12) : 12 College (1-4 or 5+)	
12. DATE LAST NORMAL MENSTRUATION BEGAN (Month, Day, Year) September 5, 1997		13. CLINICAL ESTIMATE OF GESTATION (Weeks) 10 weeks		14. PREVIOUS PREGNANCIES (Complete each section)	
		LIVE BIRTHS		OTHER TERMINATIONS	
		14a. New Living Number: <input checked="" type="checkbox"/> None		14b. New Dead Number: <input checked="" type="checkbox"/> None	
				14c. Spontaneous Number: <input checked="" type="checkbox"/> None	
				14d. Induced (Do not include this termination) Number: <input checked="" type="checkbox"/> None	
15. TYPE OF TERMINATION PROCEDURE (Check only one) <input checked="" type="checkbox"/> Suction Curettage <input type="checkbox"/> Medical (Nonsurgical), Specify Medication(s) _____ <input type="checkbox"/> Dilatation and Evacuation (D&E) <input type="checkbox"/> Intra-Uterine Instillation (Saline or Prostaglandin) <input type="checkbox"/> Sharp Curettage (D&C) <input type="checkbox"/> Hysterotomy/Hysterectomy <input type="checkbox"/> Other (Specify) _____					
16. NAME OF ATTENDING PHYSICIAN (Type name) Edmund Matthew Stone, M.D.			17. NAME OF PERSON COMPLETING REPORT (Type/print) Julia Lynn Koval		

## Appendix B

### Definitions of live birth, fetal death, and induced termination of pregnancy

The following definitions are included in the 1992 revision of the *Model State Vital Statistics Act and Regulations*. The definitions of live birth and fetal death conform to the definitions adopted by the Assembly of the World Health Organization.

*Live birth*—means the complete expulsion or extraction from its mother of a product of human conception, irrespective of the duration of pregnancy, which, after such expulsion or extraction, breathes, or shows any other evidence of life, such as beating of the heart, pulsation of the umbilical cord, or definite movement of voluntary muscles, whether or not the umbilical cord has been cut or the placenta is attached. Heartbeats are to be distinguished from transient cardiac contractions; respirations are to be distinguished from fleeting respiratory efforts or gasps.

*Important*—If an infant breathes or shows any other evidence of life after complete delivery, even though it may be only momentary, the birth must be registered as a live birth and a death certificate must also be filed.

*Fetal death*—means death prior to the complete expulsion or extraction from its mother of a product of human conception, irrespective of the duration of pregnancy and which is not an induced termination of pregnancy. The death is indicated by the fact that after such expulsion or extraction, the fetus does not breathe or show any other evidence of life, such as beating of the heart, pulsation of the umbilical cord, or definite movement of voluntary muscles. Heartbeats are to be distinguished from transient cardiac contractions; respirations are to be distinguished from fleeting respiratory efforts or gasps.

*Induced termination of pregnancy*—means the purposeful interruption of an intrauterine pregnancy with the intention other than to produce a live-born infant, and which does not result in a live birth. This definition excludes management of prolonged retention of products of conception following fetal death.

## Appendix C

### Definitions of induced abortion procedures

*Suction curettage (Also known as vacuum aspiration)*—In this procedure the cervical canal is dilated by the successive insertion of instruments of increasing diameter (dilators). When the cervix is sufficiently dilated, a flexible tube (cannula) is inserted into the uterine cavity, and the fetal and placental tissues are then removed using an electric vacuum pump.

*Medical (Nonsurgical)*—This nonsurgical procedure involves the administration of a medication or medications to induce an abortion. Medications (e.g., methotrexate, mifepristone, misoprostol, etc.) are used most frequently early in the first trimester of pregnancy. However, some medications (e.g., prostaglandin suppositories, injectable prostaglandins, etc.) may be administered during the second trimester of pregnancy to induce abortion. Medications may be administered orally, by injection, or intravaginally.

*Dilation and evacuation (D&E)*—This procedure, used most frequently in the second trimester of pregnancy (greater than or equal to 13 weeks gestation) involves opening the cervix (dilation) and primarily using sharp instrument techniques, but also suction and other instrumentation such as forceps for evacuation.

*Intrauterine instillation (saline or prostaglandin)*—This procedure involves either withdrawing a portion of the amniotic fluid from the uterine cavity by a needle inserted through the abdominal wall and replacing this fluid with a concentrated salt solution (known as saline instillation, saline abortion, or saline amniotic fluid exchange) or injecting a prostaglandin—a substance with hormone-like activity—into the uterine cavity through a needle inserted through the abdominal wall (known as intrauterine prostaglandin instillation). The saline instillation process induces labor, which results in the expulsion of the fetus approximately 24 to 48 hours later. The interval between prostaglandin injection and expulsion tends to be shorter than in a saline abortion.

*Sharp curettage (D&C) (Also known as dilatation and curettage, D&C, or surgical curettage)*—This procedure involves the dilation of the cervix as in the suction curettage procedure, although usually to a larger diameter. The fetal and placental tissues are then removed with a sharp curette.

*Hysterotomy/Hysterectomy*—Hysterotomy involves surgical entry into the uterus to remove a fetus. Hysterotomy is usually performed only if other abortion procedures fail or if other abortion procedures are not appropriate. Hysterectomy is a procedure in which the uterus is removed (with the fetus inside). It is usually performed only when a pathological condition of the uterus, such as fibroid tumors, warrants its removal or when a woman desires sterilization.

All definitions, except for D&E, are from *Legalized Abortion and the Public Health* (Institute of Medicine, 1975). The definition of D&E is based on NCHS consultation with the Center for Health Promotion and Education, Centers for Disease Control and Prevention.

All other procedures should be shown as "Other" and the specific procedure listed. This category includes procedures using a combination of agents, such as urea and prostaglandin, prostaglandin and oxytocin, or prostaglandin and saline.

For a list of reports published by the National Center for Health Statistics contact:

Data Dissemination Branch  
National Center for Health Statistics  
Centers for Disease Control and Prevention  
6525 Belcrest Road, Room 1064  
Hyattsville, MD 20782-2003  
(301) 436-8500  
Internet: [www.cdc.gov/nchswww/](http://www.cdc.gov/nchswww/)