

**HB**

**479**

**HFIN**

**FILE**

## CS FOR HOUSE BILL NO. 479(L&amp;C)

IN THE LEGISLATURE OF THE STATE OF ALASKA

TWENTIETH LEGISLATURE - SECOND SESSION

BY THE HOUSE LABOR AND COMMERCE COMMITTEE

Offered: 4/24/98

Referred: Rules

Sponsor(s): HOUSE LABOR AND COMMERCE COMMITTEE

## A BILL

## FOR AN ACT ENTITLED

1 "An Act relating to recognition of employers who hire Alaskans."

2 BE IT ENACTED BY THE LEGISLATURE OF THE STATE OF ALASKA:

3 \* Section 1. AS 23.05 is amended by adding a new section to read:

4 Article 6. Recognition of Employers Who Hire Alaskans.

5 Sec. 23.05.400. Certificates and identification seals in recognition of  
6 employers who hire Alaskans. (a) The department shall issue an Alaska hire  
7 certificate and identification seal to an employer who8 ~~(1) applies to the department for the certificate and seal;~~9 ~~(2) pays the application fee established under (d) of this section; and~~10 ~~(2)~~ meets the employment standard established under (b) of this section.11 (b) An employer is entitled to a certificate and seal under this section if the  
12 employer's work force consists of at least 80 percent state residents as determined by  
13 the department. The department may consider an employee to be a state resident for  
14 purposes of this subsection only if the employee is included in both the most recent  
15 permanent fund dividend file maintained by the Department of Revenue and the most

1 recent wage file maintained by the Department of Labor.

2 (c) An employer who does not meet standards established by this section may  
3 not display the certificate or use the identification seal.

4 (d) The application fee for an Alaska hire certificate and identification seal is  
5 \$30. The department shall periodically review the amount of the fee to ensure that the  
6 cost of operating the program to the state is offset by the amount received in applicant  
7 fees. If the amount received by the state is substantially different from the cost of  
8 operating the program, the department shall adjust the fee by regulation so that the  
9 amount anticipated to be received will approximately equal the anticipated cost.  
10 Money collected under this section shall be deposited into the general fund and  
11 separately accounted for under AS 37.05.142. The annual estimated balance in the  
12 account maintained under AS 37.05.142 for fees collected under this section may be  
13 appropriated by the legislature for the department's cost in operating this program or  
14 for any other lawful purpose. Nothing in this subsection creates a dedicated fund.

15 (e) The department shall, by regulation, establish the design of the Alaska hire  
16 certificate and identification seal. A certificate or seal awarded under this section shall  
17 state the year for which it is awarded.

18 (f) The department shall adopt regulations under AS 44.62 (Administrative  
19 Procedure Act) to implement this section.

Adopted

AMENDMENT

Offered in the House

To: CSHB 479 (L&C)

Page 1, lines 8-10:

Delete "(1) applies to the department for a certificate and seal;  
(2) pays the application fee established under (d) of  
this section; and  
(3)"

Page 2, lines 4-14:

Delete all text [subsection (d)]

Renumber subsections (e) [line 15] and (f) [line 18] as (d) and (e)

ATT: Peggy  
from LouAnne  
HFC  
6814

# HOUSE COMMITTEE REPORT

(11)

Date Referred to Committee: April 29, 1998

FURTHER REFERRALS:

Date of Committee Action: 5/2/98 am

The FINANCE Committee considered:

HB 479

HOUSE BILL NO. 479

RECOGNITION FOR EMPLOYERS OF ALASKANS

“An Act relating to recognition of employers who hire Alaskans.”

recommends it be replaced with the following committee substitute CS HB 479 (FIN)  the same title  a new title

additional referral to \_\_\_\_\_ Committee  
 attached amendment(s)

ADOPTS: \_\_\_\_\_ Letter of Intent

ATTACHES NEW FISCAL NOTE(S): (Dept) \_\_\_\_\_

APPROVES PREVIOUS: (Dept/Date) \_\_\_\_\_

fiscal note(s) labor

fiscal note(s) \_\_\_\_\_

zero fiscal note(s) \_\_\_\_\_

zero fiscal note(s) AK St leg. 4/24/98

SIGNING WITH RECOMMENDATIONS		DP	DNP	NR	AM
<i>Gene Theriault</i>	Theriault	X			
<i>Mark Hanky</i>	Hanky			X	
<i>Glenn Mulder</i>	Mulder			X	
<i>Chris Martin</i>	Martin			X	
<i>Jim Kohnns</i>	Kohnns			X	
<i>John Davis</i>	J. Davis	X			
<i>Ben Grussendorf</i>	Grussendorf	X			
<i>Mike Smith</i>	Smith			X	
<i>John Kelly</i>	J. Davis			X	
<i>John Kelly</i>	Kelly			✓	

CO CHAIR'S SIGNATURE *Gene Theriault* *Mark Hanky*

# FISCAL NOTE

**STATE OF ALASKA**  
**1998 LEGISLATIVE SESSION**

**BILL NO.** HB 479

Revision Date: \_\_\_\_\_  
 Title: Recognition for Employers  
of Alaskans  
 Sponsor: House L&C  
 Requestor: House Finance

Department Affected: Labor  
 BRU: Administrative Services  
 Component: \_\_\_\_\_  
Labor Market Information  
**COMPONENT SERIAL NO.** 336

**EXPENDITURES/REVENUES:** (Thousands of Dollars)

OPERATING	FY 99	FY 00	FY 01	FY 02	FY 03	FY 04
PERSONAL SERVICES	1.0	1.0	1.0	1.0	1.0	1.0
TRAVEL						
CONTRACTUAL	11.5	11.5	11.5	11.5	11.5	11.5
SUPPLIES						
EQUIPMENT						
LAND & STRUCTURES						
GRANTS, CLAIMS						
MISCELLANEOUS						
<b>TOTAL OPERATING</b>	<b>12.5</b>	<b>12.5</b>	<b>12.5</b>	<b>12.5</b>	<b>12.5</b>	<b>12.5</b>
<b>CAPITAL</b>						
<b>CHANGE IN REVENUE</b>						
<b>FUND SOURCE #</b>						

**FUNDING:** (Thousands of Dollars)

1002 Federal Receipts						
1003 GF Match						
1004 GF	12.5	12.5	12.5	12.5	12.5	12.5
1005 GF Program Receipt						
1006 GF MHTIA						
Other						
<b>TOTAL</b>	<b>12.5</b>	<b>12.5</b>	<b>12.5</b>	<b>12.5</b>	<b>12.5</b>	<b>12.5</b>

**POSITIONS:**

FULL-TIME						
PART-TIME						
TEMPORARY						

Estimate of current year (FY98) impact: \$ none

**ANALYSIS:** (Attach a separate page if necessary)

Assume employers do not pay for award. After eligible list is created, all eligible employers are mailed an award. With an 80% Alaska hire criteria, approximately 11,000 employers would be mailed the award. Cost of printing and bulk mailing award is estimated to be \$11.5. The cost to create a cover letter to accompany the award is \$1.0

Prepared by: Arbe Williams, Director Phone: 465-2720  
 Division: Administrative Services Division Date: 4/27/98  
 Approved by Commissioner: Tom Cashen, Commissioner  
 Agency: Department of Labor Date: 4/27/98

**PREPARER TO PROVIDE ALL DISTRIBUTION COPIES TO GOVERNOR'S LEGISLATIVE OFFICE**  
 For further distribution information call the Governor's Legislative Office

# FISCAL NOTE

No: 1

STATE OF ALASKA  
1998 LEGISLATIVE SESSION

NO. \_\_\_\_\_ Bill Version: CSHB 479 (L&C)  
BILL VER (H) Publish Date: 4/24/98  
PUBLISH \_\_\_\_\_

Revision Date: \_\_\_\_\_  
Title: Recognition For Employers of Alaskans  
Sponsor: House Labor & Commerce  
Requestor: \_\_\_\_\_

Department Affected: Labor  
BRU: \_\_\_\_\_  
Component: \_\_\_\_\_

COMPONENT SERIAL NO:

Expenditures/Revenues: (Thousands of Dollars)

OPERATING	FY 99	FY 00	FY 01	FY 02	FY 03	FY 04
PERSONAL SERVICES	0	0	0	0	0	0
TRAVEL	0	0	0	0	0	0
CONTRACTUAL	0	0	0	0	0	0
SUPPLIES	0	0	0	0	0	0
EQUIPMENT	0	0	0	0	0	0
LAND & STRUCTURES						
GRANTS, CLAIMS						
MISCELLANEOUS						
<b>TOTAL OPERATING</b>	<b>0</b>	<b>0</b>	<b>0</b>	<b>0</b>	<b>0</b>	<b>0</b>

CAPITAL	0	0	0	0	0	0
---------	---	---	---	---	---	---

REVENUE FUND SOURCE	0	0	0	0	0	0
---------------------	---	---	---	---	---	---

FUNDING: (Thousands of Dollars)

GENERAL FUND	0	0	0	0	0	0
FEDERAL FUNDS						
OTHER FUND SOURCE						
<b>TOTAL</b>	<b>0</b>	<b>0</b>	<b>0</b>	<b>0</b>	<b>0</b>	<b>0</b>

POSITIONS:

FULL-TIME	0	0	0	0	0	0
PART-TIME	0	0	0	0	0	0
TEMPORARY	0	0	0	0	0	0

Estimate of current year impact: NONE

ANALYSIS: (Attach a separate page if necessary)

Zero fiscal impact.

Prepared By: Shirley Armstrong, Legislative Assistant  
Division: House Labor & Commerce Committee

Phone: 465-4968  
Date: 4/22/98

Approved By: Rep. Norman Rokeberg, Chairman  
Agency: Alaska State Legislature

Date: 4/22/98

Distribution (by preparer):

**COMMITTEE COPY**



# House Finance Committee

SUBJECT OF MEETING

DATE:

PLACE:

NAME	REPRESENTING	BUSINESS/PERSONAL MAILING ADDRESS	ZIP	(H) PHONE	(W) PHONE	DO YOU WANT TO TESTIFY?	
① ED FLAVAGAN	DEPT OF LAB	HB 479			465-2705	<input checked="" type="radio"/> Y	N
Lauree Hagon	ANDVSA	130 Seeward (msd) Junction	99801	HB 375	586-3650	<input checked="" type="radio"/> Y	N
						Y	N
						Y	N
						Y	N
						Y	N
						Y	N
						Y	N
						Y	N
						Y	N

# FISCAL NOTE

**STATE OF ALASKA**  
**1998 LEGISLATIVE SESSION**

**BILL NO.** HB 479

Revision Date: \_\_\_\_\_  
 Title: Recognition for Employers  
of Alaskans  
 Sponsor: House L&C  
 Requestor: House Finance

Department Affected: Labor  
 BRU: Administrative Services  
 Component: Labor Market Information  
**COMPONENT SERIAL NO.** 336

**EXPENDITURES/REVENUES:**

(Thousands of Dollars)

OPERATING	FY 99	FY 00	FY 01	FY 02	FY 03	FY 04
PERSONAL SERVICES	1.0	1.0	1.0	1.0	1.0	1.0
TRAVEL						
CONTRACTUAL	11.5	11.5	11.5	11.5	11.5	11.5
SUPPLIES						
EQUIPMENT						
LAND & STRUCTURES						
GRANTS, CLAIMS						
MISCELLANEOUS						
<b>TOTAL OPERATING</b>	<b>12.5</b>	<b>12.5</b>	<b>12.5</b>	<b>12.5</b>	<b>12.5</b>	<b>12.5</b>

<b>CAPITAL</b>						
----------------	--	--	--	--	--	--

<b>CHANGE IN REVENUE</b>						
<b>FUND SOURCE #</b>						

**FUNDING:**

(Thousands of Dollars)

1002 Federal Receipts						
1003 GF Match						
1004 GF	12.5	12.5	12.5	12.5	12.5	12.5
1005 GF/Program Receipt						
1006 GF/MHTIA						
Other						
<b>TOTAL</b>	<b>12.5</b>	<b>12.5</b>	<b>12.5</b>	<b>12.5</b>	<b>12.5</b>	<b>12.5</b>

**POSITIONS:**

FULL-TIME						
PART-TIME						
TEMPORARY						

Estimate of current year (FY98) impact: \$ none

**ANALYSIS:** (Attach a separate page if necessary)

Assume employers do not pay for award. After eligible list is created, all eligible employers are mailed an award. With an 80% Alaska hire criteria, approximately 11,000 employers would be mailed the award. Cost of printing and bulk mailing award is estimated to be \$11.5. The cost to create a cover letter to accompany the award is \$1.0.

Prepared by: Arbe Williams, Director Phone: 465-2720  
 Division: Administrative Services Division Date: 4/27/98  
 Approved by Commissioner: Tom Cashan, Commissioner  
 Agency: Department of Labor Date: 4/27/98

**PREPARER TO PROVIDE ALL DISTRIBUTION COPIES TO GOVERNOR'S LEGISLATIVE OFFICE**  
 For further distribution information call the Governor's Legislative Office

No Obj adopted 5/2/98

AMENDMENT

Needs NW  
FIN!

Offered in the House

To: CSHB 479 (L&C)

Page 1, lines 8-10:

Delete "(1) applies to the department for a certificate and seal;  
(2) pays the application fee established under (d) of  
this section; and  
(3) "

Page 2, lines 4-14:

Delete all text [subsection (d)]

Renumber subsections (e) [line 15] and (f) [line 18] as (d) and (e)

# ALASKA STATE LEGISLATURE

## House of Representatives

### COMMITTEE MEMBERS

REPRESENTATIVE NORMAN ROKEBERG, CHAIRMAN  
REPRESENTATIVE JOHN COWDERY, VICE CHAIRMAN  
REPRESENTATIVE BILL HUDSON  
REPRESENTATIVE JOE RYAN  
REPRESENTATIVE JERRY SANDERS  
REPRESENTATIVE TOM BRICE  
REPRESENTATIVE GENE KUBINA  
COMMITTEE AIDE, SHIRLEY ARMSTRONG  
COMMITTEE SECRETARY, CATHY WOOD  
COMMITTEE HEARING ROOM 17 STATE CAPITOL



INTERIM:  
716 WEST 4TH AVENUE, SUITE 640  
ANCHORAGE, AK 99501  
PHONE: (907) 258-8191  
FAX: (907) 258-2916

SESSION:  
STATE CAPITOL, ROOM 24  
JUNEAU, AK 99801-1122  
PHONE: (907) 465-4954  
FAX: (907) 465-2040

## Labor and Commerce Committee

### Sponsor Statement HB 479

Alaska Department of Labor statistics show that about one third of job openings went to out-of-state workers in 1996 and companies in Alaska paid total wages topping \$900 million to nonresidents.

Between 20,000 and 30,000 Alaskans were unemployed in any given month in 1996 while 52,000 nonresidents gained employment in the state.

House Bill 479 is intended to induce companies to hire within the state by awarding those who meet Alaska Department of Labor's criteria with an "Alaska Hire" seal, modeled after the highly noticeable "Made in Alaska" logo.

HB 479 will help state initiatives to curb out-of-state hire, such as the State Training and Employment Program which trains workers with an emphasis on occupations with high nonresident hire, by giving companies an incentive to hire Alaskan workers.

Nonresidents often spend portions of their wages in their home state, decreasing the multiplier effect and depriving Alaska of the full economic benefits of the employment created in the Alaska economy.

An Alaska Department of Labor analysis shows that nonresidents who spend even one quarter of their earnings outside Alaska, take away \$100 - \$200 million from the state economy—over and above the direct income loss to Alaska.

Display of the "Alaska Hire" seal by Alaskan businesses will confirm their commitment to the employment of the citizens of this state and the economic health of Alaska.

# ALASKA STATE LEGISLATURE

## House of Representatives

### COMMITTEE MEMBERS

REPRESENTATIVE NORMAN ROKEBERG, CHAIRMAN  
REPRESENTATIVE JOHN COWDERY, VICE CHAIRMAN  
REPRESENTATIVE BILL HUDSON  
REPRESENTATIVE JOE RYAN  
REPRESENTATIVE JERRY SANDERS  
REPRESENTATIVE TOM BRICE  
REPRESENTATIVE GENE KUBINA  
COMMITTEE AIDE, SHIRLEY AFJ. STRONG  
COMMITTEE SECRETARY, CATHY WOOD  
COMMITTEE HEARING ROOM 17 STATE CAPITOL



INTERIM:  
716 WEST 4TH AVENUE, SUITE 640  
ANCHORAGE, AK 99501  
PHONE: (907) 258-8191  
FAX: (907) 258-2916

SESSION:  
STATE CAPITOL, ROOM 24  
JUNEAU, AK 99801-1182  
PHONE: (907) 465-4954  
FAX: (907) 465-2040

## Labor and Commerce Committee

### Sectional Analysis for HB 479

By House Labor and Commerce Committee

Title: An Act relating to recognition of employers who hire Alaskans

**Section 1:** Amends section 23.05 by adding a new section (23.05.400), which allows for the recognition of employers who hire Alaskans. A certificate and a seal can be applied for if the employer meets the requirements established by the Department of Labor. The employers are entitled to use the Alaska Hire Seal on items made by Alaska employees.

**Section 2:** Establishes that the Commissioner of Labor shall request the State Arts Council to sponsor a contest for the design of the Alaska Hire Seal. Once a winning entry has been selected, the commissioner shall by regulation designate the winning entry as the official Alaska Hire seal.

# FISCAL NOTE

STATE OF ALASKA  
1998 LEGISLATIVE SESSION

NO. \_\_\_\_\_  
BILL VERSION: HB 479  
PUBLISH DATE: 4/22/98

Revision Date: \_\_\_\_\_  
Title: Recognition For Employers of Alaskans  
Sponsor: House Labor & Commerce  
Requestor: \_\_\_\_\_

Department Affected: Labor  
BRU: \_\_\_\_\_  
Component: \_\_\_\_\_

COMPONENT SERIAL NO:

Expenditures/Revenues: (Thousands of Dollars)

OPERATING	FY 99	FY 00	FY 01	FY 02	FY 03	FY 04
PERSONAL SERVICES	0	0	0	0	0	0
TRAVEL	0	0	0	0	0	0
CONTRACTUAL	0	0	0	0	0	0
SUPPLIES	0	0	0	0	0	0
EQUIPMENT	0	0	0	0	0	0
LAND & STRUCTURES						
GRANTS, CLAIMS						
MISCELLANEOUS						
<b>TOTAL OPERATING</b>	<b>0</b>	<b>0</b>	<b>0</b>	<b>0</b>	<b>0</b>	<b>0</b>

<b>CAPITAL</b>	0	0	0	0	0	0
----------------	---	---	---	---	---	---

<b>REVENUE FUND SOURCE</b>	0	0	0	0	0	0
----------------------------	---	---	---	---	---	---

FUNDING: (Thousands of Dollars)

GENERAL FUND	0	0	0	0	0	0
FEDERAL FUNDS						
OTHER FUND SOURCE						
<b>TOTAL</b>	<b>0</b>	<b>0</b>	<b>0</b>	<b>0</b>	<b>0</b>	<b>0</b>

POSITIONS:

FULL-TIME	0	0	0	0	0	0
PART-TIME	0	0	0	0	0	0
TEMPORARY	0	0	0	0	0	0

Estimate of current year impact: NONE

ANALYSIS: (Attach a separate page if necessary)

Zero fiscal impact.

*Shirley P. Armstrong*

Prepared By: Shirley Armstrong, Legislative Assistant  
Division: House Labor & Commerce Committee

Phone: 465-4968  
Date: 4/22/98

Approved By: Rep. Norman Rokeberg, Chairman  
Agency: Alaska State Legislature

Date: 4/22/98

Distribution (by preparer):









**WE  
HIRE  
ALASKA  
1998**



**WE  
HIRE  
ALASKA  
1998**



A partnership program of



University of Alaska  
Small Business  
Development Center

House Labor & Commerce Committee  
C/O Representative Norman Rokeberg, Chairman  
State Capitol  
Juneau, Alaska

Dear Labor & Commerce Committee:

I would like to extend my support for House Bill No. 479, "Recognition of Employers Who Hire Alaskans."

This is an important and worthy effort to recognize those businesses that make good practice of utilizing the skilled and educated workforce, which we have in Alaska. Employing our neighbors is one more step toward creating a stable, sustainable, local economy. The Bill also plays an important role in encouraging businesses that may not be focusing on local hire by bringing the issue to the table.

Since the Bill was brought to my attention, I have spent the last few days sharing the idea with employees of local businesses. The support is widespread. As stated in "Our Buy Alaska Promise" which is displayed by hundreds of Alaskan businesses, we should show "Our commitment to Alaskan jobs, businesses and a healthy economy." Please consider Buy Alaska in support of the Alaskan hire initiative.

We appreciate your leadership in this important issue!

Sincerely,

Bridget McLeod  
Program Director

University of Alaska  
Small Business  
Development Center

430 W. 7th Avenue, Suite 110  
Anchorage, Alaska 99501

(907) 274-7232  
(800) 474-7232  
FAX (907) 274-9524

# Alaskan hiring efforts rewarded with a decal

By SVEND HOLST

THE JUNEAU EMPIRE

Hire a bunch of Alaskans, get a decal.

In simple terms, that's what a bill up in the House Labor and Commerce Committee would do. Businesses with a work force comprised of at least 80 percent state residents would be authorized to put an "Alaska Hire" seal on their windows and letterhead, under the legislation.

The committee measure, House Bill 479, had its first hearing Monday.

Ryan Kegley, a legislative aide to Norm Rokeberg, an Anchorage Republican and chairman of the committee, said the measure would give companies an incentive to hire Alaskans.

"The bill allows for the public display of a seal . . . which shows the business is hiring a certain percentage of Alaskans," Kegley said.

A resident, under the bill, would be someone eligible for a dividend under the Alaska

Permanent Fund dividend program, which means they'd need more than a year of residency to qualify.

According to the state Department of Labor, about a third of the job openings in Alaska went to people from other states in 1996, and they earned about \$900 million.

Some of that income didn't stay in the state, didn't support Alaska business and didn't help Alaska's economy, Kegley said.

Another labor statistic he noted - in 1996, about 52,000 nonresidents got jobs in Alaska while up to 30,000 state residents were unemployed.

The bill will be amended to include a resident employment level, probably 80 percent, that a company needs to qualify for Alaska Hire, according to Kegley. Initially, the measure left that and other details up to the state Department of Labor.

Ed Flanagan, deputy commissioner of the department,

Please see Decal, Page 14

Nugget Mall.  
"Blue's the Adventure Sports  
therapy dog. She boosts morale,"  
said Butch Chase, Blue's owner

"It's got to be a well-behaved  
dog, absolutely," he said. "I  
wouldn't bring my dog down here  
- no offense to my dog."

---

## Decal...

Continued from Page 13  
said he'd like to "piggy-back" the  
Alaska Hire program on other  
business-tracking programs. He  
said the measure should probably  
only be applied to the close to  
4,000 Alaska businesses with more  
than 20 workers.

He said a problem area will be  
determining if a company that  
appears to qualify has enough  
Alaskans working for

subsidiaries. Keeping track of  
who's in and who's out of  
compliance could take a lot of  
work, he said.

"These are the things that will  
come up," Flanagan said. "This  
is something we considered doing  
ourselves."

A fiscal note prepared for the  
bill estimates it will cost about  
\$33,000 to put the Alaska Hire  
program to work.

---

## Judge rejects state's bid to bar use of Alaska seal

THE ASSOCIATED PRESS

ANCHORAGE - An Anchorage  
man who reproduced the Alaska  
seal on silver keepsake coins is  
back in business after the state  
lost a criminal complaint against  
him.

The misdemeanor lawsuit was  
dismissed by District Judge Wil-  
liam Fuld, who said copying the

miner on the other for a special  
Alaska products day on the QVC  
shopping network.

An investigation was initiated  
by the lieutenant governor's office  
after a staff member saw the coins  
for sale on television. Lt. Gov.  
Fran Ulmer - official keeper of

For Immediate Release: April 6, 1998

Contact: Rep Norman Rokeberg  
(907) 465-4968

## **L&C Committee Moves Out "Hire Alaska" Bill** **Measure Recognizes Employers Who Hire Locally**

(JUNEAU) -- The House Labor and Commerce Committee Monday moved out House Bill 479, a committee bill, designed to recognize and reward employers who hire Alaskans. The bill authorizes any employer who meets the Department of Labor requirements to apply for and to display a certificate and a special "Alaska Hire" seal.

Alaska Department of Labor statistics show that about one-third of the job openings in Alaska went to out-of-state workers in 1996," said Representative Norman Rokeberg (R-Anchorage), Chairman of the Labor and Commerce Committee. "That translates to over \$900 million in wages to nonresidents. That's way too high and it's time we did something about it," Rokeberg said.

HB 479 would help other state initiatives designed to curb out-of-state hire, including the State Training and Employment Program. This program trains workers with an emphasis on occupations which traditionally hire nonresidents. It gives those companies an incentive to hire Alaskan workers.

"It doesn't seem right that between 20,000 and 30,000 Alaskans were unemployed in any given month in 1996, while 52,000 nonresidents found jobs in Alaska," said Rokeberg. "In addition, nonresidents often spend much of their wages in their home states, which deprives Alaska of the full economic benefits of the employment created in our state," Rokeberg said.

An Alaska Department of Labor analysis shows nonresidents who spend just one quarter of their earnings outside Alaska take away \$100-\$200 million from the state economy, over and above the direct income loss to Alaskans.

HB 479 received strong support in testimony before the committee. Chairman Rokeberg was quick to hail the bipartisan support the measure has received. "I'd particularly like to thank Representative Eric Croft of Anchorage and his staff, who supplied valuable input on this measure," Rokeberg said.

###

Chapter 104  
Chapter: CH104  
Source: CSSB427 (FIN)  
Action Date: June 20, 1992  
Year: 92  
Effective Date: September 18, 1992

AN ACT

Relating to articles made in Alaska.

45.65.020  
MADE IN ALASKA  
45.65.020

\* Section 1. AS 45.65.010 is amended to read:

Sec. 45.65.010. IDENTIFICATION SEALS AND EMBLEMS [SEAL FOR HANDICRAFTS]. A person who makes an authentic Native [ARTICLE OF] handicraft in the state may obtain an identification seal as specified in AS 45.65.030(a) [AS 45.65.030] to identify the article. The identification seal may be affixed only to authentic Native handicrafts [ARTICLES OF HANDICRAFT] made in the state

\* Sec. 2. AS 45.65.010 is amended by adding a new subsection to read:

(b) A person may use an emblem described under AS 45.65.030(c) to identify an article that is made in the state. The emblem may not be used to identify an article made outside the state.

\* Sec. 3. AS 45.65.020 is amended to read:

Sec. 45.65.020. COMMISSIONER TO ADMINISTER [AS 45.65.010 - 45.65.070]. The commissioner of commerce and economic development is responsible for the administration of AS 45.65.010 - 45.65.070, including

(1) subject to AS 45.65.030(a) [AS 45.65.030], the design, method of affixing, preparation, issuance, and control of identification seals [AND DOCUMENTS];

(2) the issuance of permits to agents to distribute the seals [AND DOCUMENTS];

(3) the supervision of the use of the seals and emblems [DOCUMENTS];

(4) subject to AS 45.65.030(c), the design, issuance, and control of emblems;

(5) the issuance of permits to agents to issue permits to use the emblems; and

(6) [(4)] the enforcement of [THE CIVIL AND CRIMINAL PROVISIONS OF]

AS 45.65.010 - 45.65.070.

\* Sec. 4. AS 45.65.030(a) is amended to read:

(a) The official authentic Native handicraft symbol is the silver hand symbol. It must [SHALL] bear the words: "Authentic Native Handicraft from Alaska", and include a blank line for the artist's name and the place of origin of the article. [IF SPACE PERMITS ON THE SEAL, OR, IF NOT, IN AN ACCOMPANYING DOCUMENT, IT SHALL ALSO STATE: "THIS SILVER HAND SYMBOL IS YOUR GUARANTEE THAT THIS IS A GENUINE ARTICLE, MADE IN ALASKA, HAND-CRAFTED AND FINISHED BY AN ALASKAN NATIVE ARTIST OR CRAFTSMAN. WHERE POSSIBLE, ONLY ALASKAN MATERIALS HAVE BEEN USED TO CREATE THIS ARTICLE, AND TO A GREAT EXTENT ONLY TRADITIONAL NATIVE METHODS HAVE BEEN USED."]

\* Sec. 5. AS 45.65.030 is amended by adding a new subsection to read:

(c) The official emblem for an article that is made in the state is a design approved by the commissioner under AS 45.65.020(4) that depicts a mother bear with a cub and states the words "Made in Alaska."

\* Sec. 6. AS 45.65.040 is repealed and reenacted to read:

Sec. 45.65.040. IDENTIFICATION SEAL AND IDENTIFICATION SEAL AGENT PERMITS. (a) The identification seal authorized under AS 45.65.010(a) may only be used after receiving a permit from the commissioner or from an agent who possesses a current permit under (b) of this section.

(b) A resident of the state may apply to the commissioner for a permit as agent to issue permits to use the identification seals described under AS 45.65.030(a) in the state. The commissioner may examine or investigate an applicant to determine whether the applicant has sufficient knowledge of handicrafts, customs, and populace of the area in which the applicant resides to identify authentic Native handicraft, and may issue permits to qualified applicants. The permit may limit the authority of the agent to a certain geographic area or to a particular type of handicraft.

(c) The commissioner shall establish forms and fees for the applications and permits to be used or issued under this section, the period for which the permits are valid, and the procedures for renewing the permits.

(d) Before issuing a permit for an article under this section, the commissioner or the identification seal agent shall determine that the article is eligible for the identification seal.

(e) An identification seal agent may report alleged violations of AS 45.65.010 - 45.65.070 to the commissioner.

\* Sec. 7. AS 45.65 is amended by adding a new section to read:

Sec. 45.65.045. EMBLEM AND EMBLEM AGENT PERMITS. (a) The emblem authorized under AS 45.65.010(b) may not be used without receiving a permit from the commissioner or from an agent who possesses a current permit under (b) of this section.

(b) A resident of the state may apply to the commissioner for a permit to act as an agent to issue permits to use the emblem. An agent may report alleged violations of AS 45.65.010 - 45.65.070 to the commissioner.

(c) The commissioner shall establish forms and fees for the applications and permits to be used or issued under this section, the period for which the permits are valid, and the procedures for renewing the permits.

(d) Before issuing a permit for an article under this section, the commissioner or the agent shall determine that the article is eligible for the emblem.

\* Sec. 8. AS 45.65.060 is amended to read:

Sec. 45.65.060. PENALTIES. (a) A person who knowingly or wilfully [ISSUES THE DOCUMENT FOR, OR] affixes or attaches the identification seal provided for in AS 45.65.010 - 45.65.070 to an article, knowing that it is not an authentic Native [ARTICLE OF] handicraft, [OR AFFIXES OR ATTACHES THE INAPPROPRIATE SEAL, OR ISSUES THE INAPPROPRIATE DOCUMENT, UNDER AS 45.65.030,] is guilty of a class B misdemeanor [, AND UPON CONVICTION IS PUNISHABLE BY A FINE OF NOT MORE THAN \$1,000, OR BY IMPRISONMENT FOR NOT MORE THAN ONE YEAR, OR BY BOTH]

(b) A person who knowingly or wilfully sells or offers for sale an article with the seal affixed or attached [AND ISSUES THE DOCUMENT, IF REQUIRED UNDER AS 45.65.030], knowing that the article is not an authentic Native [ARTICLE OF] handicraft [, OR KNOWINGLY OR WILFULLY SELLS OR OFFERS FOR SALE AN ARTICLE WITH THE INAPPROPRIATE SEAL OR DOCUMENT AS PROVIDED IN AS 45.65.030], is guilty of a class B misdemeanor [, AND UPON CONVICTION IS PUNISHABLE BY A FINE OF NOT MORE THAN \$1,000, OR BY IMPRISONMENT FOR NOT MORE THAN ONE YEAR, OR BY BOTH]

(c) A person who knowingly or wilfully alters, changes, or counterfeits an identification seal or emblem [DOCUMENT] is guilty of a class B misdemeanor [, AND UPON CONVICTION IS PUNISHABLE BY A FINE OF NOT MORE THAN \$1,000, OR BY IMPRISONMENT FOR NOT MORE THAN ONE YEAR, OR BY BOTH].

\* Sec. 9. AS 45.65.060 is amended by adding new subsections to read:

(d) A person who knowingly or wilfully sells or offers for sale an article that is not made in the state but that bears the emblem is guilty of a class B misdemeanor.

(e) A person who knowingly or wilfully uses the emblem for an article that is not made in the state is guilty of a class B misdemeanor.

(f) A person who has been issued a permit under AS 45.65.040 to issue permits to

use the identification seals described under AS 45.65.030(a) is guilty of a class B misdemeanor if the person knowingly or wilfully issues a permit for an article that is not an authentic Native handicraft.

(g) A person who has been issued a permit under AS 45.65.045 to issue permits to use the emblem, is guilty of a class B misdemeanor if the person knowingly or wilfully issues a permit for an article that is not made in the state.

\* Sec. 10. AS 45.65.070 is amended by adding a new paragraph to read:

(5) "emblem" means the emblem that is authorized under AS 45.65.010(b).

\* Sec. 11. AS 45.65.030(b), 45.65.050, and 45.65.070(1) are repealed.

## Chapter 45.65. HANDICRAFTS AND WORKS OF ART

### Article 01. HANDICRAFTS

#### Sec. 45.65.010. Identification seals and emblems.

(a) A person who makes an authentic Native handicraft in the state may obtain an identification seal as specified in AS 45.65.030(a) to identify the article. The identification seal may be affixed only to authentic Native handicrafts made in the state.

(b) A person may use an emblem described under AS 45.65.030(c) to identify an article that is made in the state. The emblem may not be used to identify an article made outside the state.

#### History -

(Sec. 1 ch 40 SLA 1961; am Sec. 1 ch 153 SLA 1962; am Sec. 1 ch 125 SLA 1978; am Sec. 1, 2 ch 104 SLA 1992)

#### Amendment Notes -

The 1992 amendment, effective September 18, 1992, substituted references to Native handicrafts for references to articles of handicraft and inserted a section reference in subsection (a) and added subsection (b).

#### Collateral Refs -

74 Am. Jur. 2d Trademarks and Tradenames, Sec. 1 et seq.

#### Sec. 45.65.020. Commissioner to administer.

The commissioner of commerce and economic development is responsible for the administration of AS 45.65.010 - 45.65.070, including

- (1) subject to AS 45.65.030(a), the design, method of affixing, preparation, issuance, and control of identification seals;
- (2) the issuance of permits to agents to distribute the seals;
- (3) the supervision of the use of the seals and emblems;
- (4) subject to AS 45.65.030(c), the design, issuance, and control of emblems;
- (5) the issuance of permits to agents to issue permits to use the emblems; and
- (6) the enforcement of AS 45.65.010 - 45.65.070.

#### History -

(Sec. 2 ch 40 SLA 1961; am Sec. 1 ch 83 SLA 1977; am Sec. 2 ch 125 SLA 1978; am Sec. 3 ch 104 SLA 1992)

#### Amendment Notes -

The 1992 amendment, effective September 18, 1992, deleted references to documents in paragraphs (1) and (2), made a section reference substitution in paragraph (1), substituted "emblems" for "documents" in paragraph (3), added present paragraphs (4) and (5), and redesignated former paragraph (4) as paragraph (6).

#### Sec. 45.65.030. Design of identification seals and emblems.

(a) The official authentic Native handicraft symbol is the silver hand symbol. It must bear the words: "Authentic Native Handicraft from Alaska", and include a blank line for the artist's name and the place of origin of the article.

(b) [Repealed, Sec. 5 ch 104 SLA 1992].

(c) The official emblem for an article that is made in the state is a design approved by the commissioner under AS 45.65.020(4) that depicts a mother bear with a cub and states the words "Made in Alaska."

#### History -

(Sec. 3 ch 40 SLA 1961; am Sec. 2 ch 83 SLA 1977; am Sec. 3 ch 125 SLA 1978; am Sec. 4, 5, 11 ch 104 SLA 1992)

#### Amendment Notes -

The 1992 amendment, effective September 18, 1992, rewrote subsection (a), repealed

subsection (b), establishing a non-Native resident handicraft symbol, and added subsection (c).

Sec. 45.65.040. Identification seal and identification seal agent permits.

(a) The identification seal authorized under AS 45.65.010(a) may only be used after receiving a permit from the commissioner or from an agent who possesses a current permit under (b) of this section.

(b) A resident of the state may apply to the commissioner for a permit as agent to issue permits to use the identification seals described under AS 45.65.030(a) in the state. The commissioner may examine or investigate an applicant to determine whether the applicant has sufficient knowledge of handicrafts, customs, and populace of the area in which the applicant resides to identify authentic Native handicraft, and may issue permits to qualified applicants. The permit may limit the authority of the agent to a certain geographic area or to a particular type of handicraft.

(c) The commissioner shall establish forms and fees for the applications and permits to be used or issued under this section, the period for which the permits are valid, and the procedures for renewing the permits.

(d) Before issuing a permit for an article under this section, the commissioner or the identification seal agent shall determine that the article is eligible for the identification seal.

(e) An identification seal agent may report alleged violations of AS 45.65.010 - 45.65.070 to the commissioner.

History -

(Sec. 4 ch 40 SLA 1961; am Sec. 2 ch 153 SLA 1962; am Sec. 3 ch 83 SLA 1977; am Sec. 4 ch 125 SLA 1978; am Sec. 6 ch 104 SLA 1992)

Amendment Notes -

The 1992 amendment, effective September 18, 1992, rewrote this section.

Sec. 45.65.045. Emblem and emblem agent permits.

(a) The emblem authorized under AS 45.65.010(b) may not be used without receiving a permit from the commissioner or from an agent who possesses a current permit under (b) of this section.

(b) A resident of the state may apply to the commissioner for a permit to act as an agent to issue permits to use the emblem. An agent may report alleged violations of AS 45.65.010 - 45.65.070 to the commissioner.

(c) The commissioner shall establish forms and fees for the applications and permits to be used or issued under this section, the period for which the permits are valid, and the procedures for renewing the permits.

(d) Before issuing a permit for an article under this section, the commissioner or the agent shall determine that the article is eligible for the emblem.

History -

(Sec. 7 ch 104 SLA 1992)

Sec. 45.65.050. Affixing seals to handicraft. [Repealed, Sec. 11 ch 104 SLA 1992].

Repealed or Renumbered

Sec. 45.65.060. Penalties.

(a) A person who knowingly or wilfully affixes or attaches the identification seal provided for in AS 45.65.010 - 45.65.070 to an article, knowing that it is not an authentic Native handicraft, is guilty of a class B misdemeanor.

(b) A person who knowingly or wilfully sells or offers for sale an article with the seal affixed or attached, knowing that the article is not an authentic Native handicraft, is guilty of a class B misdemeanor.

(c) A person who knowingly or wilfully alters, changes, or counterfeits an identification seal or emblem is guilty of a class B misdemeanor.

(d) A person who knowingly or wilfully sells or offers for sale an article that is not made in the state but that bears the emblem is guilty of a class B misdemeanor.

(e) A person who knowingly or wilfully uses the emblem for an article that is not made in the state is guilty of a class B misdemeanor.

(f) A person who has been issued a permit under AS 45.65.040 to issue permits to use the identification seals described under AS 45.65.030(a) is guilty of a class B misdemeanor if the person knowingly or wilfully issues a permit for an article that is not an authentic Native handicraft.

(g) A person who has been issued a permit under AS 45.65.045 to issue permits to use the emblem, is guilty of a class B misdemeanor if the person knowingly or wilfully issues a permit for an article that is not made in the state.

History -

(Sec. 7a - c ch 40 SLA 1961; am Sec. 4 ch 153 SLA 1962; am Sec. 5 ch 83 SLA 1977; am Sec. 6 ch 125 SLA 1978; am Sec. 8, 9 ch 104 SLA 1992)

Amendment Notes -

The 1992 amendment, effective September 18, 1992, rewrote subsections (a)-(c) and added subsections (d)-(g).

Sec. 45.65.070. Definitions.

In AS 45.65.010 - 45.65.070, unless the context otherwise requires,

(1) [Repealed, Sec. 11 ch 104 SLA 1992].

(2) "authentic Native handicraft" means an article made in the state which is composed wholly, or in some significant respect, of natural materials, and which is produced, decorated or fashioned by an Alaska Native;

(3) "commissioner" means the commissioner of commerce and economic development;

(4) "emblem" means the emblem that is authorized under AS 45.65.010(b);

(5) "Native" means a resident having not less than one-quarter Eskimo, Aleut or Indian blood.

History -

(Sec. 6 ch 40 SLA 1961; am Sec. 6 ch 83 SLA 1977; am Sec. 7 ch 125 SLA 1978; am Sec. 10, 11 ch 104 SLA 1992)

Revisors Notes -

Paragraph (4) was enacted as (5). Renumbered in 1992, at which time former (4) was renumbered as (5).

Amendment Notes -

The 1992 amendment, effective September 18, 1992, repealed paragraph (1), defining "authentic handicraft from Alaska," and added paragraph (4).

Sec. 45.65.080. - 45.65.150 [Renumbered as AS 44.33.501 - 44.33.512].

Repealed or Renumbered

Article 02. ARTISTS AND WORKS OF ART

Sec. 45.65.200. Artists and art dealer relationships.

(a) When an artist delivers or causes to be delivered a work of art of the artist's own creation to an art dealer for the purpose of sale, or exhibition and sale, on a commission, fee, or other basis of compensation, the acceptance of the work of art by the art dealer is a consignment, and

(1) the art dealer is, with respect to the work of art, the agent of the artist;

(2) the work of art is trust property in the hands of the art dealer for the benefit of the artist;

(3) proceeds from the sale of the work of art are trust funds in the hands of the art

dealer for the benefit of the artist;

(4) the art dealer shall return an unsold work of art on demand of the artist;

(5) the art dealer is strictly liable for loss or damage to a work of art while the work of art is in the possession of the art dealer; the value of a lost or damaged work of art is the value established by written agreement between the artist and art dealer before the loss or damage of the work of art; if no written agreement establishing the value of the work of art exists, the value is the fair market value of the work of art less the art dealer's commission or fee; and

(6) the dealer shall transmit the proceeds to the artist within 30 days of receipt by the dealer; if the sale is on installment, the money from each installment shall first be applied to pay any balance due the artist on the sale, unless the artist expressly agrees in writing that the proceeds on each installment are to be paid according to a percentage established by the consignment agreement.

(b) A work of art initially received as a consignment remains trust property notwithstanding the subsequent purchase of the artwork by the art dealer directly or indirectly for the art dealer's own account until the consignment price due to the artist is paid in full. The trusteeship continues until the fiduciary obligation of the art dealer with respect to the transaction is discharged in full.

History -

(Sec. 1 ch 28 SLA 1988)

Revisors Notes -

Enacted as AS 45.67.010. Renumbered in 1988.

Cross References -

For protection of consigned works of art from creditors of an art dealer, see AS 45.02.326(e).

Article Notes -

Editors Notes. Section 2, ch. 28, SLA 1988 provides: "The provisions of AS 45.65.200 and 45.65.210 may not be construed to have an effect upon a written or oral contract or arrangement in existence on August 9, 1988, except by the mutual written consent of the parties."

Sec. 45.65.210. Waiver.

(a) A provision of a contract or agreement whereby the artist waives a provision of AS 45.65.200 is void except as provided in this subsection. An artist may waive the provisions of AS 45.65.200 if the waiver is clear, conspicuous, and agreed to in writing by the artist. A waiver under this subsection is not valid with respect to the proceeds of a work of art initially received as a consignment but subsequently purchased by the art dealer directly or indirectly for the art dealer's own account.

(b) A waiver under (a) of this section may not inure to the benefit of the art dealer's creditors in a manner that is inconsistent with the artist's rights under AS 45.65.200.

History -

(Sec. 1 ch 28 SLA 1988)

Revisors Notes -

Enacted as AS 45.67.020. Renumbered in 1988.

Sec. 45.65.250. Definitions.

In AS 45.65.200 - 45.65.250, unless the context otherwise requires,

(1) "art dealer" means a person engaged in the business of selling works of art, other than a person exclusively engaged in the business of selling goods at public auction;

(2) "artist" means the creator of a work of art or, if deceased, the heirs or personal representatives of the creator;

(3) "consignment" means that no title to or estate in the goods or right to possession superior to that of the consignor vests in the consignee, notwithstanding the consignee's power or authority to transfer and convey, to third person, all of the right, title

and interest of the consignor, in and to the goods;

(4) "creditor" has the meaning given in AS 45.01.201;

(5) "work of art" means an original or multiple original art work including:

- (A) visual art such as a painting, sculpture, drawing, mosaic, or photograph;
- (B) calligraphy;
- (C) graphic art such as an etching, lithograph, offset print, or silk screen;
- (D) craft work in clay, textile, fiber, wood, metal, plastic, or glass materials;
- (E) mixed media such as a collage or any combination of art media in this paragraph;
- (F) art employing traditional native materials such as ivory, bone, grass, baleen, animal skins, wood and furs.

History -

(Sec. 1 ch 28 SLA 1988)

Revisors Notes -

Enacted as AS 45.67.100. Renumbered in 1988.

SENATE BILL NO. 427

An Act relating to products made in Alaska.

Co-chairman Pourchot directed that SB 427 be brought on for discussion and invited Senator Sturgulewski to join members at the committee table.

SENATOR STURGULEWSKI, sponsor of the bill, advised that SB 427 sets into statute the Made-In-Alaska program which is now administered through regulation. The legislation also places the Made-In-Alaska program on equal footing with the Silver Hand program and repeals the Silver State program.

She further advised that the bill provides for a Class B misdemeanor if an individual inappropriately uses the symbols. A number of people have voiced their opinion that it should be a Class A misdemeanor.

Senator Sturgulewski directed attention to an amendment (appended to these minutes as Attachment A), prepared by the Department of Commerce & Economic Development, which would allow the department to set fees for agents who in turn would authorize the use of the symbols. She concluded her comments by saying that she envisions the program to be self-supporting.

Co-chairman Kerttula asked for a definition of "authentic native handicrafts". Senator Sturgulewski deferred the question to Tom Lawson.

TOM LAWSON, Business/Regional Development, Dept. of Commerce & Economic Development, came before committee voicing support for the legislation. The department also supports the amendment addressed by Senator Sturgulewski. The amendment provides an opportunity for the department to raise fees for the Silver Hand program. The statute presently states that permits will be issued without charge.

The department seeks to ensure that fees could be charged for the Silver Hand program as well as the Made-In-Alaska program. It would "level the playing field" by allowing the department the option of charging fees for both programs.

The amendment also provides a source of revenue and would change the department fiscal note from general funds to program receipts.

In regard to Co-chairman Pourchot's question, Mr. Lawson advised of the definition of "native" set forth in statute:

An article made in the State which is composed wholly, or in some significant respect, of natural materials, and which is produced, decorated or fashioned by an Alaskan Native.

Responding to an inquiry from Co-chairman Kerttula, Mr. Lawson replied that a Native person is defined as "a resident having no less than one quarter Eskimo, Aleut, or Indian blood".

JACKIE STEWART, representative for the Make-It-Alaskan committee, the Juneau Economic Development Council, and owner of the Great Alaska Catalog, next came before committee. The Made-In-Alaska program gives Alaskan-made products a competitive edge. Tourists and locals are willing to pay more for a product if they know it is genuinely made in Alaska. The program also gives retailers the assurance that an item is truly locally made.

Ms. Stewart voiced support for increasing penalties from a Class B to a Class A misdemeanor because there is a substantial amount of money to be gained by misrepresenting a product as Alaska made. She also stated that the bill "needs the weight of statute to give it the long-term viability that it needs". Ms. Stewart concluded her testimony by urging the committee to move for passage of the bill.

Senator Duncan voiced his understanding that the program is currently in statute. Mr. Lawson explained that the Silver Hand program is in statute, at this time, and has been for several years. The Made-In-Alaska program is not yet in statute. The proposed bill would fix it in law.

Senator Duncan asked if the legislation would diminish the Silver Hand program. Senator Sturgulewski replied that SB 427 would not delete or diminish the Silver Hand program although the amendment would allow a fee to be established to enable the program to work. The Silver State program, which has never been activated, would be repealed by this legislation.

Co-chairman Pourchot noted that the bill would establish a Class B misdemeanor. He then asked Ms. Stewart to restate her testimony regarding the penalty.

Ms. Stewart explained that a Class B misdemeanor carries a penalty of ninety days in jail and a fine of \$1,000.00. She voiced her opinion that it is important to stiffen the penalty to make it a Class A misdemeanor which carries a year in jail, a \$5,000.00 fine per individual, and a \$200,000.00 fine for an organization.

Senator Duncan asked if a Native-made product that has the Silver Hand symbol would also have a Made-In-Alaska symbol attached.

Mr. Lawson replied that it is up to the artist to decide which of the programs he or she wants to use. Because the Silver Hand program is specifically for Natives, the department is trying, through the Made-in-Alaska program, to provide an option for people who do not have Native blood but who also produce handicrafts or manufacture products.

Senator Duncan voiced concern that a Native handicraft that had a Made-In-Alaska symbol would lose the significance of the Silver Hand. Ms. Stewart advised that the Silver Hand is more desirable to use, because most of the items that carry the Silver Hand are made for tourist trade. The tourist trade is more anxious to buy a Native-made product than a product made in Alaska by "white people". She further advised that, in her experience, a Native artist always uses the Silver Hand instead of the Made-In-Alaska symbol, if he or she qualifies.

Co-chairman Kerttula voiced concern regarding government involvement in the criminal procedure aspect of business.

Senator Adams MOVED for adoption of Amendment No. 1 (dated 4/27/92) which, he explained, replaces Sec. 6 AS 45.65.040 and pertains to identification seals and identification seal agent permits. Hearing no objection, Amendment No. 1 was ADOPTED for incorporation within a new Finance Committee Substitute with a revised fiscal note from the Department of Commerce & Economic Development for \$15.0 in GF/Program Receipts.

Senator Adams directed attention to Sec. 8 of the bill, which speaks to the Class B misdemeanor penalty, and asked if there was a fiscal note from the Department of Corrections or the Department of Public Safety.

Senator Sturgulewski replied that a misdemeanor penalty section regarding authentic handicrafts is presently set forth in statutes. Co-chairman Pourchot advised of his understanding that penalties were "spelled out" prior to the adoption of the revised Criminal Code. A Class B misdemeanor comes closest to the existing penalties originally in the bill.

Senator Uehling MOVED for passage of CSSB 427(Finance) with individual recommendations. Hearing no objection, CSSB

427(Finance) was REPORTED OUT of committee with an adjusted \$15.0 GF/Program Receipts fiscal note from the Department of Commerce & Economic Development. All members present signed the committee report "do pass." (Senator Hoffman was absent and did not sign).

SENATE FINANCE COMMITTEE REPORT

DATE: 3/23/82

FURTHER:

DATE TURNED INTO OFFICE: \_\_\_\_\_

The Finance Committee considered

SENATE BILL NO. 427

"An Act relating to products made in Alaska."

and recommends:

- replace with \_\_\_\_\_
- or  adopt previous \_\_\_\_\_ CS \_\_\_\_\_
- attaches amendment(s)

same title  
 new title  
 technical title change  
 (HB only)

- adopts \_\_\_\_\_ Letter of Intent
- further referral to the \_\_\_\_\_

~~DO NOT PASS~~

- do not pass
- no recommendation
- individual recommendations

NEW FISCAL NOTES: Dept/Date  
 zero fiscal notes \_\_\_\_\_

PREVIOUS FISCAL NOTES: Dept/Date  
 zero fiscal notes \_\_\_\_\_

fiscal notes  
 \_\_\_\_\_

fiscal notes  
 \_\_\_\_\_

appropriation—no fiscal note

DO PASS:

*[Handwritten signatures]*  
 \_\_\_\_\_  
 \_\_\_\_\_  
 \_\_\_\_\_  
 \_\_\_\_\_

OTHER RECOMMENDATIONS:

\_\_\_\_\_  
 \_\_\_\_\_  
 \_\_\_\_\_

1. *[Signature]*  
 Co-Chair: Signature/Recommendation

2. *[Signature]*  
 Co-Chair: Signature/Recommendation

**FISCAL NOTE**

BILL NO. CSSE 427

**STATE OF ALASKA**  
**1992 LEGISLATIVE SESSION**

Revision Date: 4/27/92  
 Title: An Act relating to Products Made in Alaska  
 Sponsor: Sturgulewski/Pearce  
 Requestor: Senate Finance

Department Affected: Commerce & Econ. Dev.  
 BRU: Economic Development  
 Component: \_\_\_\_\_  
 COMPONENT SERIAL NO. 

--	--	--	--

**EXPENDITURES/REVENUES: (Thousands of Dollars)**

OPERATING	PY 93	PY 94	PY 95	PY 96	PY 97	PY 98
PERSONAL SERVICES						
TRAVEL						
CONTRACTUAL	15.0	15.0	15.0	15.0	15.0	15.0
SUPPLIES						
EQUIPMENT						
LAND & STRUCTURES						
GRANTS, CLAIMS						
MISCELLANEOUS						
<b>TOTAL OPERATING</b>	<b>15.0</b>	<b>15.0</b>	<b>15.0</b>	<b>15.0</b>	<b>15.0</b>	<b>15.0</b>
<b>CAPITAL</b>						
<b>REVENUE FUND RESOURCE:</b>						

**FUNDING: (Thousands of Dollars)**

GENERAL FUND						
FEDERAL FUNDS						
OTHER	GF Program					
FUND SOURCE:	Receipts	15.0	15.0	15.0	15.0	15.0
<b>TOTAL</b>		<b>15.0</b>	<b>15.0</b>	<b>15.0</b>	<b>15.0</b>	<b>15.0</b>

**POSITIONS:**

FULL-TIME					
PART-TIME					
TEMPORARY					

Estimate of current year impact: \_\_\_\_\_

ANALYSIS (Attach a separate page if necessary.)  
 SEE ATTACHED

Prepared By: Tom Lawson, Section Chief Phone: 465-2017  
 Division: Economic Development Date: \_\_\_\_\_  
 Approved by Commissioner: Glenn A. Olds *[Signature]*  
 Agency: Department of Commerce & Economic Development Date: \_\_\_\_\_

Distribution (by preparer): Leg. Fin., Legislative Sponsor, Requestor, OMB/DBR, Gov. Legis. Off., and Impacted Agency(ies).

FISCAL NOTE - SB 427

**ANALYSIS:**

There are no personal services or travel costs associated with this bill.

**Contractual for FY 93:**

Printings \$ 7,500

Cost of printing a one-year supply of tags and stickers:

Silver Hand Tags and Stickers	\$5,000
Made-In-Alaska Stickers	\$2,500

Brochures, Posters, Other Printed Materials \$ 2,500

Marketing and Advertising: \$10,000

This will consist of advertising to inform the public of the program and to encourage the public to buy Alaskan products. May include print and TV ads, pamphlets, PSAs on radio and TV, etc.

Total for FY 93\* \$20,000

\*Note: The FY 92 Authorized includes \$5,000 for the Made-In-Alaska and Silver Hand programs. As a result, only \$15,000 is requested in this fiscal note. Permit application fees will generate general fund program receipts.

Alaska State Legislature



SENATOR  
ARLISS STURGULEWSKI

Senate

201 C STREET, SUITE 100  
ANCHORAGE, ALASKA 99501  
(907) 566-3825

While in Session  
STATE CAPITOL  
LITTLE ALASKA 99502-0001  
(907) 465-3333

MEMORANDUM

April 30, 1992

TO: Representative David Finkelstein  
Chair, House Labor and Commerce Committee

FROM: Senator Arliss Sturgulewski  
Senate District F

I would appreciate your scheduling Senate Bill 427 which places the "Made In Alaska" program in statute.

The "Made in Alaska" program provides an official symbol of recognition for products made in Alaska. The mother bear and cub are already a familiar emblem on a variety of Alaskan-made products. "Made in Alaska" is an informal program administered by the Department of Commerce and Economic Development. Placing the "Made In Alaska" program in statute puts it on an equal footing with the "Silver Hand" program for authentic Alaska Native handicrafts. As a result of passing this legislation, all products made in Alaska could be legally recognized as such. SB 427 addresses penalties for the unauthorized or improper use of either symbol. It allows the department to charge fees for use of the program's symbols and repeals the moribund "Silver State" program.

SB 427 passed the Senate 19-0 on April 29. Please call Richard Rainery of my staff if you have any questions. Thank you.

HB 437: "An Act relating to Products Made in Alaska."

The department strongly supports the passage of this bill. It accomplishes three program objectives:

1. it gets the Made-In-Alaska program into statute;
2. it makes some minor changes in the existing Silver Hand statute; and
3. it repeals the "Silver State" program which has been inactive since the establishment of the Made-In-Alaska program.

The purpose of both the Silver Hand and the Made-In-Alaska program is twofold:

1. to provide a way to identify Alaska products; and
2. to act as a marketing tool to encourage the purchase of such items, both in-state and for export.

The proposed legislation has been desired by the department for some time and will be a positive step in expanding the promotion of Alaskan products, arts and handicrafts.

At the present time, the Made-In-Alaska program has 1,401 certified logo users for over 4,000 different Alaska made products. The program has enthusiastic producer support and excellent public acceptance. The state support expressed by placing this program in statute will enhance public acceptance and will translate into an increased sales of Alaskan products. Having the program in statute will also afford greater protection against misuse of the logo by increasing the department's enforcement capabilities.

The Silver Hand program has proven an effective marketing tool for ethnic Native Alaskan arts and handicrafts. The changes recommended in the bill are basically house-keeping in nature and reflect present day regulatory climate and market condition.

  
Glenn A. Olds, Commissioner

Date: 2-26-92

FISCAL NOTE

BILL NO. 427

STATE OF ALASKA  
1982 LEGISLATIVE SESSION

Revision Date: 4/27/92

Department Affected: Commerce & Econ. Dev.

Title: An Act relating to Products Made in Alaska

Bill: Economic Development

Author: Alaska

Component:

Sponsor: Sturgulevski/Pearce

Component Serial No. 12 13 14 15

Responsor: Senate Finance

Component Serial No. 12 13 14 15

EXPENDITURES/REVENUES (Thousands of Dollars)

OPERATING	PY 83	PY 84	PY 85	PY 86	PY 87	PY 88
PERSONAL SERVICES						
TRAVEL						
CONTRACTUAL	15.0	15.0	15.0	15.0	15.0	15.0
SUPPLIES						
SOLEMPNITY						
LAND & STRUCTURES						
GRANTS, CLAIMS						
MISCELLANEOUS						
TOTAL OPERATING	15.0	15.0	15.0	15.0	15.0	15.0

CAPITAL						
---------	--	--	--	--	--	--

REVENUE FUND RESOURCES						
------------------------	--	--	--	--	--	--

FUNDING (Thousands of Dollars)

GENERAL FUND						
GENERAL FUNDS						
OTHER FUND SOURCE	GF Program Receipts	15.0	15.0	15.0	15.0	15.0
TOTAL		15.0	15.0	15.0	15.0	15.0

POSITIONS

FULL-TIME					
PART-TIME					
TEMPORARY					

Estimate of current year impact:

ANALYSIS (Attach a separate page if necessary.)  
SEE ATTACHED

Prepared By: Tom Larson, Section Chief Phone: 465-2017

Division: Economic Development Date:

Approved by Commissioner: Glenn A. Olds *Glenn A. Olds*

Agency: Department of Commerce & Economic Development Date:

Distribution (by preparer): Leg. Pr., Legislative Sponsor, Responsor, OMB/OIR, Gov. Legis. Off., and Impacted Agency/Off.

Page 1 of 2

TL/dgl1492D-1/042792F

(Rev. 12/81)

FISCAL NOTE - SB 427

ANALYSIS:

There are no personal services or travel costs associated with this bill.

Contractual for FY 93:

Printings: \$ 7,500

Cost of printing a one-year supply of tags and stickers:

Silver Hand Tags and Stickers \$5,000  
Made-In-Alaska Stickers \$2,500

Brochures, Posters, Other Printed Materials: \$ 2,500

Marketing and Advertising: \$10,000

This will consist of advertising to inform the public of the program and to encourage the public to buy Alaskan products. May include print and TV ads, pamphlets, PSAs on radio and TV, etc.

Total for FY 93\* \$20,000

\*Notes: The FY 92 Authorized includes \$5,000 for the Made-In-Alaska and Silver Hand programs. As a result, only \$15,000 is requested in this fiscal note. Permit application fees will generate general fund program receipts.

Alaska State Legislature



SENATOR  
ARLISS STURGULEWSKI

Senate

SEN C STURGULEWSKI 300  
ANCHORAGE, ALASKA 99501  
(907) 562-2222  
SEN C STURGULEWSKI 300  
ANCHORAGE, ALASKA 99501  
(907) 562-2222

MEMORANDUM

March 12, 1992

TO: Members, Senate Labor and Commerce Committee

FROM: Senator Arliss Sturgulewski *ad*  
Senate District F

Since 1986, the "Made in Alaska" program has provided valuable recognition and authentication to products made in the state. The program has grown over the years and now thousands of different products display the familiar mother bear and cub symbol. "Made in Alaska" currently is an informal program through which the Department of Commerce and Economic Development grants a permit to qualifying applicants so that this registered trademark can be affixed to their products.

SB 427 places the "Made in Alaska" program into statute. It presently is without the weight of statute, unlike the "Silver Hand" program, which identifies authentic Alaska Native handicrafts. Adding "Made In Alaska" to statute would place it on an equal footing with "Silver Hand." SB 427 amends the law so that all products made in the state can be recognized under law as made in Alaska.

The bill also makes some changes in the penalties for the unauthorized or improper use of "Silver Hand" symbol and applies those same penalties to improper use of the "Made in Alaska" symbol as well. The bill repeals the never utilized "Silver State" program. The "Silver State" program was originally intended to do what "Made in Alaska" has so successfully done. It is logical that "Made in Alaska" replace "Silver State" in law.

STATE OF ALASKA  
1982 LEGISLATIVE SESSION

FISCAL YEAR

BILL NO. 47

Revision Date: \_\_\_\_\_ Department Affiliated: Commerce & Econ. Dev.  
 Title: An Act relating to Products Made in BILL: Economic Development  
Alaska Component: \_\_\_\_\_

Sponsor: Sturgulevski/Pearce  
 Requester: Sturgulevski COMPONENT SERIAL NO. [ ] [ ] [ ] [ ]

EXPENDITURES/REVENUES: (Thousands of Dollars)

OPERATING	FY 83	FY 84	FY 85	FY 86	FY 87	FY 88
PERSONAL SERVICES						
TRAVEL						
CONTRACTUAL	35.0	35.0	36.5	38.0	39.5	41.0
SUPPLIES						
EQUIPMENT						
LAND & STRUCTURES						
GRANTS, CLAIMS						
MISCELLANEOUS						
TOTAL OPERATING	35.0	35.0	36.5	38.0	39.5	41.0

CAPITAL						
---------	--	--	--	--	--	--

REVENUE FUND RESOURCES						
------------------------	--	--	--	--	--	--

FUNDING: (Thousands of Dollars)

GENERAL FUND	35.0	35.0	36.5	38.0	39.5	41.0
FEDERAL FUNDS						
OTHER FUND SOURCE:						
TOTAL	35.0	35.0	36.5	38.0	39.5	41.0

POSITIONS:

FULL-TIME						
PART-TIME						
TEMPORARY						

Estimate of current year impact: \_\_\_\_\_

ANALYSIS (Attach a separate page if necessary.)  
 SEE ATTACHED

Prepared By: James E. Wiedeman, Development Specialist Phone: 563-2165  
 Director: Economic Development Date: 2/24/92  
 Approved by Commissioner: Glenn A. Olds  
 Agency: Department of Commerce & Economic Development Date: 2-26-92

Distribution (by preparer): Leg. Fin., Legislative Sponsor, Requestor, OMB/DIR, Gov. Leg. Off., and Impacted Agency(ies).  
 Page 1 of 2

FISCAL NOTE - SB 427

ANALYSIS:

There are no personal services or travel costs associated with this bill.

Contractual for FY 93:

Printing: \$ 7,500

Cost of printing a one-year supply of tags and stickers:

Silver Hand Tags and Stickers	\$5,000
Made-In-Alaska Stickers (FY 93, TF 95 and FY 97)	\$2,500

Brochures, Posters, Other Printed Materials: \$ 7,500

Marketing and Advertising: \$20,000

This will consist of advertising to inform the public of the program and to encourage the public to buy Alaskan products. May include print and TV ads, pamphlets, PSAs on radio and TV, etc.

Total for FY 93 \$35,000

The funding levels in Contractual for FY 95 through FY 98 reflect anticipated cost increases in general.

HB 427 - "An Act relating to Products Made in Alaska."

The department strongly supports the passage of this bill. It accomplishes three program objectives:

1. It gets the Made-In-Alaska program into statute;
2. It makes some minor changes in the existing Silver Hand statute; and
3. It repeals the "Silver State" program which has been inactive since the establishment of the Made-In-Alaska program.


The purpose of both the Silver Hand and the Made-In-Alaska program is twofold:

1. to provide a way to identify Alaska products; and
2. to act as a marketing tool to encourage the purchase of such items, both in-state and for export.

The proposed legislation has been desired by the department for some time and will be a positive step in expanding the promotion of Alaskan products, arts and handicrafts.

At the present time, the Made-In-Alaska program has 1,401 certified logo users for over 1,000 different Alaska made products. The program has enthusiastic producer support and excellent public acceptance. The state support expressed by placing this program in statute will enhance public acceptance and will translate into an increased sales of Alaskan products. Having the program in statute will also afford greater protection against misuse of the logo by increasing the department's enforcement capabilities.

The Silver Hand program has proven an effective marketing tool for ethnic Native Alaskan arts and handicrafts. The changes recommended in the bill are basically housekeeping in nature and reflect present day regulatory climate and market conditions.

  
\_\_\_\_\_  
Glenn A. Olds, Commissioner  
Date: 2-26-92

**MADE IN ALASKA/SILVER HAND FUNDING HISTORY**  
**DEPARTMENT OF COMMERCE AND ECONOMIC DEVELOPMENT**

**Gov. FY 93**

Made in Alaska/Silver Hand	5.0
Increment for in-state promotional programs	20.0

**FY 92**

Made in Alaska/Silver Hand	5.0
----------------------------	-----

**FY 91**

Made in Alaska	40.0
Silver hand	5.0

**FY 90**

Made in Alaska	40.0
Silver hand (reactivated)	5.0

**FY 89**

Designated grant to Make It Alaskan Inc. (for assistance on Made in Alaska Program)	25.0
--	------

**Pre FY 89**

No funding appropriated. MIA program initiated in 1986. Minimal costs paid by Office of Enterprise.

STATE OF ALASKA  
1992 LEGISLATIVE SESSION

Revision Date: 3/17/92 Department Affected: Commerce & Econ. Dev.

Title: An Act relating to Products Made in Bill: Economic Development

Alaska 2000000000 Component:

Sponsor: Sturgulewski/Pearce

Requester: Pearce COMPONENT SERIAL NO.     

EXPENDITURES/REVENUES: (Thousands of Dollars)

OPERATING	FY 93	FY 94	FY 95	FY 96	FY 97	FY 98
PERSONAL SERVICES						
TRAVEL						
CONTRACTUAL	10.0	35.0	36.5	36.0	39.5	41.0
SUPPLIES						
EQUIPMENT						
LAND & STRUCTURES						
GRANTS CLAIMS						
MISCELLANEOUS						
TOTAL OPERATING	10.0	35.0	36.5	36.0	39.5	41.0

CAPITAL						
---------	--	--	--	--	--	--

REVENUE FUND RESOURCES						
------------------------	--	--	--	--	--	--

FUNDING: (Thousands of Dollars)

GENERAL FUND	10.0	35.0	36.5	36.0	39.5	41.0
FEDERAL FUNDS						
OTHER						
FUND SOURCE:						
TOTAL	10.0	35.0	36.5	36.0	39.5	41.0

POSITIONS:

FULL-TIME						
PART-TIME						
TEMPORARY						

Estimate of current year impact:

ANALYSIS (Attach a separate page if necessary.)  
SEE ATTACHED

Prepared By: Tom Lawson, Section Chief Phone: 465-2017

Director: Economic Development Date:

Approved by Commissioner: Glenn A. Olds *[Signature]*

Agency: Department of Commerce & Economic Development Date: 3-17-92

Distribution (by preparer): Leg. Fin., Legislative Sponsor, Requestor, OMB/DBR, Gov. Legis. Off., and Impacted Agency(ies).  
Page 1 of 2

FISCAL NOTE - SB 427

ANALYSTS:

There are no personal services or travel costs associated with this bill.

Contractual for FY 93:

Printing: \$ 7,500

Cost of printing a one-year supply of tags and stickers:

Silver Hand Tags and Stickers \$5,000

Made-In-Alaska Stickers \$2,500

Brochures, Posters, Other Printed Materials: \$ 7,500

Marketing and Advertising: \$20,000

This will consist of advertising to inform the public of the program and to encourage the public to buy Alaskan products. May include print and TV ads, pamphlets, PSAs on radio and TV, etc.

Total for FY 93\* \$35,000

The funding levels in Contractual for FY 95 through FY 98 reflect anticipated cost increases in general.

\*Note: The FY 93 Governor's Budget Request includes \$25,000 for the Made-In-Alaska and Silver Hand programs. As a result, only \$10,000 is requested in FY 93 via this fiscal note.

# Nonresident Workers Up Slightly from 1994

By Jeff Hadland, Labor Economist

**P** rivate industry, and state and local governments employed a total of 78,675 nonresident<sup>1</sup> wage and salary workers<sup>2</sup> at some time during 1995. This represents a very slight increase in total number of workers, dollars earned and percent nonresident workers over 1994. Overall, nonresidents comprised 22.6% of all wage and salary workers in the private sector, and in state and local government in 1995. (See Figure 1.)

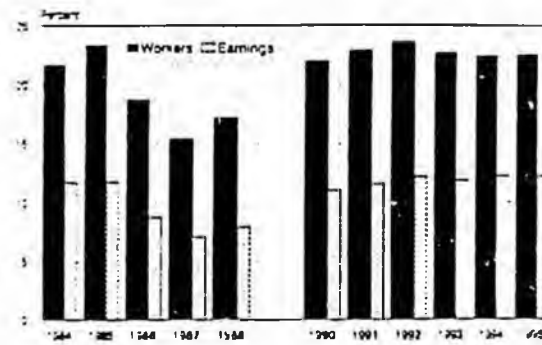
That year, nonresidents earned more than \$923 million, a nearly \$9 million increase over 1994. Average earnings per worker in 1995 were \$21,736, with nonresidents earning on average \$11,734 and residents earning \$24,657. Nonresidents worked an average of 2.1 quarters in Alaska in 1995 versus an average 3.3 quarters for residents, accounting for part of the earnings differential between residents and nonresidents. Approximately 31,300 nonresident workers were employed in the first quarter of 1995, while 62,800 nonresidents were employed in Alaska in the third quarter of 1995. About 34 percent of total nonresident earnings in 1995 were earned during the third quarter.

## A large percentage of new hires are nonresidents

While new hires represent a large base of employment opportunities for Alaskans, more than 30 percent of new hires in 1995 were nonresidents. (See Figure 2.) A new hire is a new worker who was not employed by the same firm at any time during the previous four quarters. More than 27,000 nonresidents were hired in the third quarter of 1995 alone, and a total of 73,800 nonresidents were new hires in 1995. Many new hire positions are seasonal or entry level, just the type of jobs needed by many unemployed Alaskans, students looking for summer jobs, and those on public assistance.

Figure • 1

### Percent Nonresident Workers and Earnings, Alaska 1984-1995




Note: Includes private sector, state and local government workers.

Source: Alaska Department of Labor, Research and Analysis Section.

Figure • 2

### New Hires by Quarter Alaska 1995



Note: Includes private sector, state and local government workers.

Source: Alaska Department of Labor, Research and Analysis Section.

## Percentage of nonresident workers differ by industry

Nonresident workers in Alaska are typically found in industries with faster than average growth, industries with large numbers of seasonal jobs, industries with low paying jobs, and industries with jobs having special

<sup>1</sup>Nonresident workers are defined as those workers who did not receive a Permanent Fund Dividend (PFD) in 1995 or apply for a PFD in 1996.

<sup>2</sup>The Department of Labor wage file includes only those workers covered by Alaska unemployment insurance. Therefore, all references to resident and nonresident workers excludes self-employed and federal government workers in Alaska.

skills. (See Figure 3.) Some jobs may be highly skilled jobs for which Alaskans are not trained or available or for which they have not been recruited. Alaska's seasonal industries continued to dominate the list of those with the highest nonresident earnings and workers.

Seafood processing, lumber and wood products, and hotels and restaurants were the industry sectors with the highest percentage of nonresident workers in 1995, just as they have been for the last several years. Other industries with a large percentage of

nonresident workers include repair services, water transportation, eating and drinking establishments and oil and gas.

The largest number and highest percent of nonresident workers in Alaska were found in the seafood processing industry. More than 28 percent of all private sector nonresident workers in Alaska in 1995 were employed in that industry. A total of \$166.8 million was paid to nonresident seafood processing workers in 1995. This represents 66.1% of all seafood processing worker earnings. Approximately 77 percent of all workers in seafood processing were nonresidents in 1995.

Jeff Hadland is a labor economist with the Research and Analysis Section, Administrative Services Division, Alaska Department of Labor. He is located in Juneau.

Figure 3

### Private Sector Industries with Highest Percentage Nonresident Workers—Alaska 1995

Note: Industries with 1,000 or more workers.

Source: Alaska Department of Labor, Research and Analysis Section.




Figure 4

### Oil Industry Numbers and Percent Nonresident Workers—Alaska 1991-1995

Source: Alaska Department of Labor, Research and Analysis Section.



Alaska's oil industry, including major oil companies and oil field service firms, increased the total number of workers employed at any time during the year by 5.8% from 1993 to 1995, but the total number of nonresident workers increased by 25% during the same period. (See Figure 4.) The percentage of nonresident workers has increased steadily since 1992, rising from 22.0% to 28.4% of total workers in 1995. This increase in nonresident workers has occurred in tandem with the downsizing of major oil firms and a shifting of work to oil field service companies. Alaska's oil industry paid \$167 million to nonresidents in 1995, nearly 25 percent of total oil industry wages and about 20 percent of all private sector nonresident earnings in Alaska. On average, oil industry workers (part year and year round) earned more than \$58,400, while workers employed by major oil companies (excluding oil field service firms) in Alaska in all four quarters had average earnings of \$102,682 in 1995. These are among the highest paying, year-round jobs in Alaska and are considered a high priority for placement of Alaskan workers.

Complete industry, occupation, geographic area and firm level nonresident hire information, along with the methodology used to estimate nonresident workers, is presented in the annual report *Nonresidents Working in Alaska-1995*, available at the Alaska Department of Labor, Research and Analysis Section.

ALASKA ECONOMIC

# TRENDS

AGE ANALYSIS OF ALASKA WORKERS, 1995

March  
1997



SPRING NEW HIRES  
TAPER OFF IN 1996

NONRESIDENT WORKERS UP  
SLIGHTLY FROM 1994

DECEMBER FIGURES CINCH  
NINTH STRAIGHT YEAR OF GROWTH

ALASKA DEPARTMENT OF LABOR • TONY KNOWLES, GOVERNOR

## **NONRESIDENTS WORKING IN ALASKA-1996**

State of Alaska  
Tony Knowles, Governor

Department of Labor  
Tom Cashen, Commissioner

Prepared By:  
Jeff Hadland, Economist

Published January 31, 1998

For more information telephone Jeff Hadland at (907)465-6031 or email  
[Jeff\\_Hadland@labor.state.ak.us](mailto:Jeff_Hadland@labor.state.ak.us)

Visit the Research and Analysis internet site at  
<http://www.state.ak.us/local/akpages/LABOR/research/research.htm>

## TABLE OF CONTENTS

Highlights.....	1
Overview and Department of Labor Initiatives.....	2
Number of Nonresident Workers Drops to Lowest Level Since 1990.....	3
The Economic Impact of Nonresidents.....	4
Do Nonresidents Take Jobs that Residents Could Fill? .....	5
Approximately One Third of New Hires are Nonresidents of Alaska .....	6
Which Nonresident Occupations in Which Industries?.....	13
1996 Sees Improvement in Resident Hire in Most Industries.....	15
A Closer Look at Two of Alaska's Most Important Industries .....	16
Which Alaska Firms Hired the Largest Number of Nonresidents .....	22
Geographic Areas of Alaska with High Numbers of Nonresident Workers.....	24
A Brief History of Resident Hire Statistics in Alaska .....	27
Understanding the Problem Helps to Identify Solutions .....	27
Appendix .....	28
Methodology .....	28
Limitations of the Data .....	28
Alternative Measures of Residency .....	30
Other Measures of Residency .....	32
List of Tables	
Table 1-Alaska Private Sector Nonresident Workers and Earnings 1996 and 1995 .....	5
Table 2-Private Sector Occupations with Largest Number of Nonresident New Hires ..	10
Table 3-Private Sector Occupations with Largest Number of Nonresidents.....	11
Table 4-Largest Nonresident Occupations in Selected Industries.....	13
Table 5-Resident and Nonresident Workers 1995 and 1996 .....	17
Table 6-Resident and Nonresident Workers and Earnings 1996 .....	18
Table 7-Top Private Sector Employers of Nonresident Workers by Major Industry .....	22
Table 8-Private Sector Workers and Earnings by Geographic Area .....	25
Table 9-Workers Matching Selected Residency Indicator Files .....	30

## Highlights

- A total of 74,761 nonresident wage and salary workers were employed in Alaska in 1996. This estimate of nonresident workers employed in Alaska's private sector, state and local governments represents a 5 percent decline from the total number of nonresidents employed in 1995 and the fewest total number of nonresident workers reported working in Alaska since 1990.
- While total earnings for all workers increased to nearly \$7.6 billion, total and percent *nonresident earnings* declined over 1995. Total nonresident earnings dropped by 2 percent to \$902 million and percent nonresident earnings declined to 11.9% from 12.2% in 1995. Residents earned an average of \$24,494 while nonresidents earned only half as much at \$12,065.
- Generally, workers spend the bulk of their earnings where they reside. On average, nonresidents take a significant portion of their earnings to their home state, depriving Alaska of the full economic benefits of the employment created in the Alaska economy.
- Nonresidents take jobs that residents could fill. In 1996, depending upon the month of the year, between 19,100 and 30,000 Alaskans were unemployed.
- Each "new hire" represents an employment opportunity for an Alaskan who is out of work. In 1996, approximately 52,000 nonresidents were new hires, about one third of all new hires. These new hires represent a large base of employment opportunities for Alaskans with many of the jobs of requiring skills readily available in Alaska.
- Seafood processing, lumber and wood products, and hotels and restaurants were the major industry sectors with the highest percentage of nonresident workers in 1996, just as they have been for the last several years. Other industries with a higher percent nonresident workers than the private sector average include hotels (32.8%), nonmetal mining/quarries (31.8%), metal mining (30.7%), eating/drinking (29.8%), oil and gas (29.2%), water transportation (29.5%), repair services (28.7%), miscellaneous services (28.0%) and recreation services (27.8%).
- The highest percent nonresident workers are found in the Southwest Region, primarily Aleutians East, Bristol Bay, Lake and Peninsula and Aleutians West census areas.

## Overview and Department of Labor Initiatives

A large number of nonresidents work in Alaska every year. There is a continual flow of population between Alaska and other states, but with regard to transient employment the traffic is virtually "one-way." A very small percentage of Alaskan residents earn wages in other states, while one in eight dollars of wages paid in Alaska are paid to nonresidents.

The high incidence of nonresidents working in all parts of Alaska clearly indicates that many jobs were available that could have been filled by unemployed Alaskans. Maximizing the employment of Alaskans not only ensures that maximum benefit accrues to the state from economic development activity, but also reduces demands upon state "safety net" programs such as unemployment insurance and public assistance.

With the implementation of welfare reform on both the state and federal levels, employment of welfare recipients is a priority for state agencies and a necessity for families which are now faced with work requirements and lifetime limits on how long they may receive benefits. Entry-level positions which require little or no training other than job-readiness and basic life skills preparation are particularly important to the success of welfare reform. State agencies are attempting to make the problem of nonresident hire part of the solution to welfare by moving Alaskan recipients into jobs in many of the entry-level occupations and industries with high levels of nonresident hire.

Employers hire nonresidents to work in Alaska for many reasons. Available, qualified workers may be lacking for certain jobs at certain times of the year. Too often, however, employers assume that no qualified workers exist in Alaska, and they don't even attempt to hire here. Both the real and perceived barriers to Alaskan hire must be addressed, and the Alaska Department of Labor (AKDOL) is involved in several initiatives aimed at increasing the employment of Alaskan workers in jobs currently filled by nonresidents.

- Training Alaskan workers in occupations and specialties with high nonresident hire is critical. Many private and public training providers utilize the annual resident hire report to identify training needs and determine courses of instruction to be offered. With the addition of "new hire" residency data in this report, training providers should be able to make more informed training decisions.
- The State Training and Employment Program (STEP) has provided training to more than 9,000 Alaskan workers since 1989, and is up for re-authorization by the Alaska Legislature this year. STEP grant procedures have included a priority for occupations with high nonresident hire since the program's inception, and the emphasis on these jobs was underscored by the inclusion of that priority in statute in 1996.

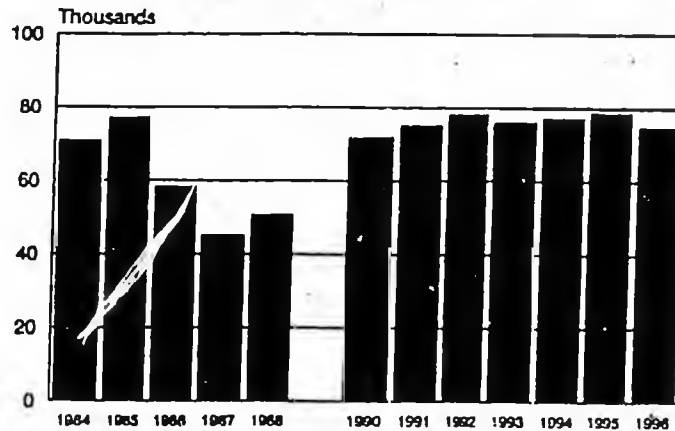
- In terms of sheer numbers, the greatest opportunities for increased Alaskan hire are in the seafood processing industry. Governor Knowles has requested major employers in both the onshore and offshore seafood processing sectors to hire more Alaskans. In response, many of these employers who hired exclusively outside of Alaska in the past, are working with the Department's seafood employment unit to greatly expand in-state hiring efforts. Particular emphasis has been placed on rural recruitment, in an effort to bring Alaskan workers from areas with high unemployment and few opportunities to processing facilities with high nonresident hire.
- The Department continues to enforce the Alaska Employment Preference Law (AS 36.10.005-990) on state-funded construction projects. On June 30, 1997, the Commissioner of Labor issued a determination, pursuant to AS 36.10.150 that the entire state qualified as a "zone of underemployment" with regard to 20 construction crafts, based on the employment of nonresidents and the availability of unemployed Alaskans in those occupations. Ninety percent of the workers in these crafts are required to be Alaska residents. The Commissioner's determination is effective July 1, 1997 through June 30, 1999. (See Appendix)
- A working group of administration and oil industry officials continues to address the need for increased utilization of Alaskan workers and Alaskan companies on oil and gas projects. Efforts to date include a comprehensive industry skill needs assessment, an inventory of training resources currently available, and the formation of a broad-based training consortium to address anticipated demand for skilled workers.
- Detailed reporting of residency data for all contractors on the Northstar project is being provided to the department in accordance with the Northstar legislation. A broader baseline report for all major North Slope contractors is being developed which will provide permanent fund dividend and other indicators of residency (voter registration, resident hunting and fishing licenses, and driver's license data). This data is being compiled in response to industry concerns that receipt of a permanent fund dividend is too stringent a measure of residency for purposes of evaluating the resident hire performance of the industry (see Appendix).
- The Alaska Employment Service continues to provide a statewide labor exchange to serve employers and job seekers through its 19 offices. Staff visit employers and contact those from outside the state to inform them both of recruitment and referral services offered and the availability of Alaskan workers, and to resolve problems associated with Alaskan recruitment, including statewide referral for locations where seasonal employment demands exceed the local available labor force.
- The department works with Native organizations, local communities, local plant or project managers, other government agencies, and labor unions to enhance recruitment, training and referral programs for rural areas of the state.

## Number of Nonresident Workers Drops to Lowest Level Since 1990

A total of 74,761 nonresident<sup>1</sup> wage and salary workers<sup>2</sup> were employed in Alaska in 1996. This estimate of nonresident workers employed in Alaska's private sector, state and local governments represents a 5 percent decline from the total number of nonresidents employed in 1995 and the fewest total number of nonresident workers reported working in Alaska since 1990.

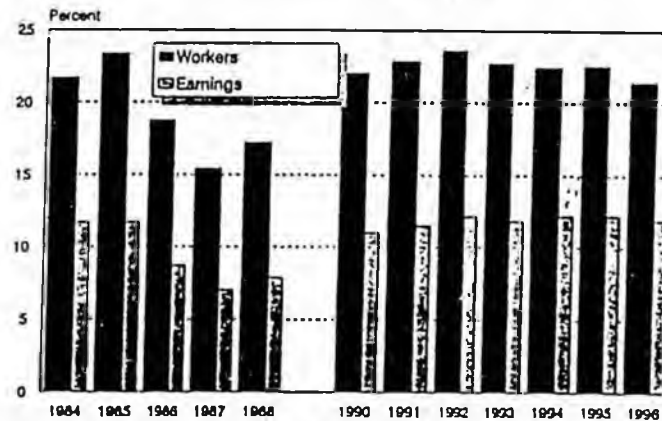
Although 21.5% of all wage and salary workers in Alaska were reported as nonresidents in 1996, this is a significant decrease from the 22.6% reported in 1995 and is also the lowest rate reported during the 1990's.

### Nonresident Workers Alaska 1984-1996



Source: Alaska Department of Labor, Research and Analysis Section.  
Note: Includes private sector, state and local government workers.

### Percent Nonresident Workers and Earnings Alaska 1984-1996



Source: Alaska Department of Labor, Research and Analysis Section.  
Note: Includes private sector, state and local government workers.

<sup>1</sup> Nonresident workers are defined as those workers who did not receive a Permanent Fund Dividend (PFD) in 1996 or apply for a PFD in 1997. The methodology section of this report provides complete information on workers identified as nonresidents.

<sup>2</sup> The Department of Labor wage file includes only those workers covered by Alaska unemployment insurance. Therefore, all references to resident and nonresident workers excludes self-employed and federal government workers in Alaska.

While the number of nonresident workers declined, the number of resident workers increased. Fewer in-migrants, more stable year round employment, a strong national economy and slow but steady growth in Alaska all helped to provide more employment opportunities for Alaskans and limited the number of nonresidents coming to Alaska competing for jobs.

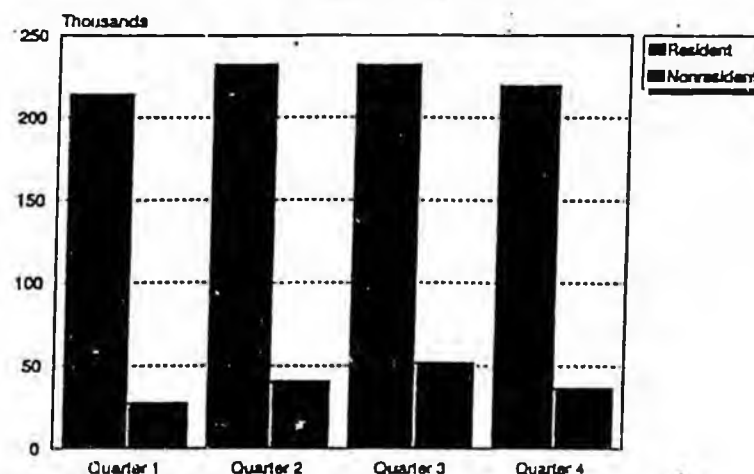
While total earnings for all workers increased to nearly \$7.6 billion, total and percent *nonresident earnings* declined over 1995, with total nonresident earnings dropping by 2 percent to \$902 million and percent nonresident earnings declining to 11.9% from 12.2% in 1995.

Industry	1995 Nonresident Workers	1996 Nonresident Workers	Percent Change 1995 to 1996	1995 Nonresident Wages	1996 Nonresident Wages	Percent Change 1995 to 1996
Ag., For., and Fishing	954	899	-5.8	\$8,139,738	\$8,624,044	5.9
Mining	3,927	4,015	2.2	181,884,930	192,742,350	6.0
Construction	5,891	5,508	-6.5	97,323,741	90,342,698	-7.2
Manuf.	23,736	21,130	-11.0	210,281,096	190,133,760	-9.6
Trans., Comm., Util.	5,307	5,269	-0.7	112,938,654	110,096,216	-2.5
Wholesale Trade	1,931	1,800	-6.8	20,742,622	20,519,690	-1.1
Retail Trade	15,138	14,830	-2.0	79,078,952	80,735,750	2.1
FIRE	1,480	1,494	0.9	15,592,216	15,973,975	2.4
Services	16,245	15,754	-3.0	150,266,450	146,892,608	-2.2
Public Admin	1	0	0.0	1,610	0	0.0
Nonclassifiable/ Misc.	238	208	-12.6	811,955	1,283,090	58.0
Total Private	74,848	70,907	-5.3	\$877,061,965	\$857,344,181	-2.2

Source: Alaska Department of Labor, Research and Analysis Section

The direction of employment change for nonresidents between 1995 and 1996 varied by industry. Although most industry sectors showed a decline in the number of nonresident workers, nonresident mining employment and wages actually increased in 1996 from 1995 levels (see table 1).

### Workers by Quarter Alaska 1996



Source: Alaska Department of Labor, Research and Analysis Section.  
Note: Includes private sector, state and local government workers.

In 1996, nonresidents earned approximately \$902 million dollars, a significant \$20 million drop over 1995. Residents earned an average of \$24,494 while nonresidents earned only half as much at \$12,065. The large disparity in total earnings is related primarily to the shorter average length of time that nonresident workers are employed in Alaska. Many nonresident workers are employed in the summer months or in short term or seasonal jobs including those related to the seafood processing, hotel/transportation/visitor related industry sectors. Twice as many nonresident workers are employed in the third calendar quarter as are employed in the first calendar quarter of each year.

By examining quarterly earnings, it is possible to get a clearer picture of average earnings rates of residents versus nonresidents. Alaska average quarterly earnings for nonresidents (\$5,797) in 1996 were about 78 percent of those paid to resident workers (\$7,445). Nonresidents typically make less than residents because they are often new workers with less experience on the job or are filling lower paid seasonal jobs that require relatively less training.


The quarterly earnings differentials vary dramatically by industry with several industries paying nonresidents higher average quarterly earnings than residents (see table 6). When nonresidents make higher average quarterly earnings than residents, this may be the result of several factors including importing workers with specialized, high paying skills not currently available in Alaska. In addition, some highly paid workers in some seasonal or remote work sites have sufficient income to maintain an out-of-state residence and can commute to work in Alaska every few weeks or months.

## The Economic Impact of Nonresidents

Generally, workers spend the bulk of their earnings where they reside. On average, nonresidents take a significant portion of their earnings to their home state, depriving Alaska of the full economic benefits of the employment created in the Alaska economy. This has a direct impact on the total growth rate and income of Alaska.

This leakage of income out-of-state results in smaller indirect income and employment than would otherwise occur if workers lived in Alaska. Many nonresidents work a relatively short time in Alaska (often for just a quarter or two) and generally do not live in Alaska, own homes or consume the bulk of their earnings in the state.

Alaska UI Claimants 1996



Source: Alaska Dept. of Labor, Research and Analysis Section

So, not only are the direct job opportunities lost to Alaskans (as well as the direct income loss), a portion of the indirect income is lost as well. Generally, economists estimate that Alaska has an economic multiplier of 1.6 to 1.8, meaning that nonresidents earning \$900 million in 1996 should generate an additional \$540 to \$720 million in Alaska as a result of the spending and respending of those dollars. Because nonresidents spend a greater portion of their earnings outside Alaska, their income multiplier is likely smaller. If nonresidents spend even one quarter of their earnings outside Alaska, the income leakage could mean an economic loss to Alaska of an additional one to two hundred million dollars over an above the direct income loss.

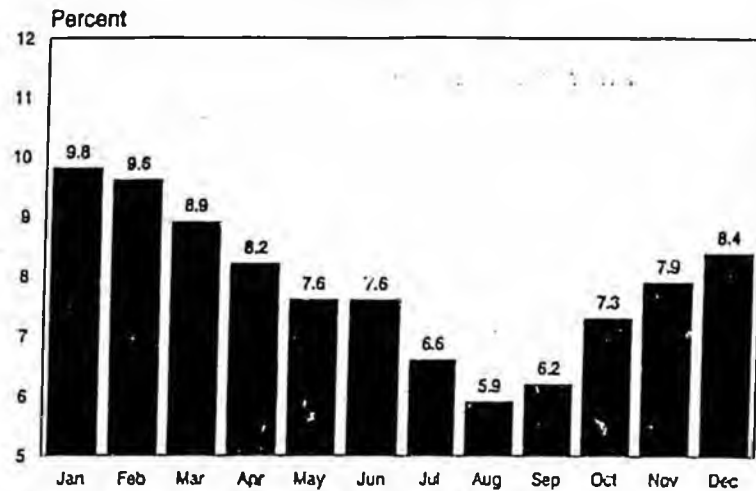
When nonresidents take jobs that Alaskans could fill, unemployed Alaskans draw upon unemployment insurance and other financial aid programs. Nonresident workers are also more likely to leave Alaska and draw unemployment insurance benefits while outside Alaska on earnings received in the state. About 10 percent of in-state unemployment insurance claimants in 1996 were nonresidents while more than 75 percent of those filing claims outside Alaska against Alaska earnings were not residents of Alaska in 1996 (had not lived in Alaska all of 1995 and/or 1996).

## Do Nonresidents Take Jobs that Residents Could Fill?

Although detailed labor supply data by occupation is not available, in 1996, depending upon the month of the year, between 19,100 and 30,000 Alaskans were unemployed. This represented between 5.9 and 9.8 percent of the Alaska labor force. Many other Alaskans were underemployed and working in occupations for which they were overqualified. Still others were discouraged workers, many living in rural Alaska where very little opportunity for employment exists, who were not working and *not* counted as unemployed.

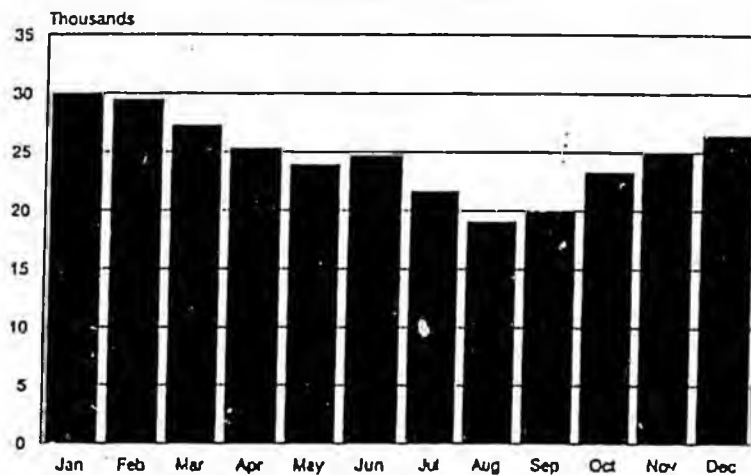
Once nonresidents are hired, it is not likely that residents can replace them in jobs. It is likely that many of these unemployed, underemployed or discouraged workers were qualified for, or could quickly be trained for, many of the nonresident new hires that occurred in 1996. The Alaska Department of Labor continually monitors many industries to identify hiring opportunities and training needs as they arise.

## Monthly Unemployment Rate Alaska 1996



Source: Alaska Department of Labor, Research and Analysis Section.

## Number of Unemployed Alaska 1996



Source: Alaska Department of Labor, Research and Analysis Section.

Note: Includes private sector, state and local government workers.

## Approximately One Third of New Hires are Nonresidents of Alaska

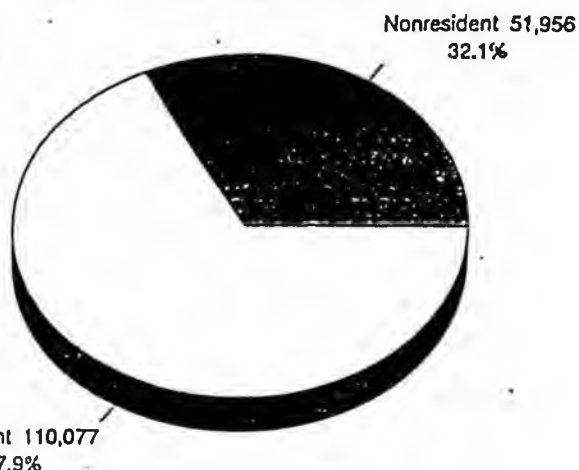
Every day employers hire new workers to fill jobs created by the needs of a growing business or to fill vacancies left due to normal turnover. The Alaska Department of Labor estimates the number of "new hires", defined as a new worker who was not employed by the same firm at any time during the previous four quarters. Each "new hire" represents an employment

opportunity for an Alaskan who is out of work. Unfortunately, many of the "new hires" are nonresidents of Alaska. In 1996, approximately 52,000 nonresidents were new hires, about one third of all new hires. These new hires represent a large base of employment opportunities for Alaskans with many of the jobs of requiring skills readily available in Alaska. Although many of these new hires are for seasonal or entry level positions--jobs needed by many unemployed and underemployed Alaskans--other positions have skilled workers readily available in Alaska. Occupations for which there are not qualified Alaskans represent an opportunity for Alaska's education and training institutions.

Third quarter 1996 data show that many of the top occupations filled by nonresident new hires were in seafood processing, restaurant, retail trade and construction related occupations. As in 1995, seafood processing/cannery workers headed the list of nonresident new hires in 1996.

Table 3 shows the occupations with the largest total number of nonresident workers in 1996. Nonresidents were assigned an occupation code based upon the occupation in which they earned the most money. Total nonresident workers mirror nonresident new hires in Table 2, with seafood processing and construction occupations presenting employment and training opportunities for Alaskans. Some of the occupations with large numbers of nonresidents do require special training, are highly paid and may represent an opportunity for training programs in Alaska or a career path for an unemployed Alaskan. These occupations include carpenters, airplane pilots and navigators, electricians, registered nurses, operating engineers, truck drivers, plumbers, welders and heavy equipment mechanics.

### Total New Hires Alaska 1996



Source: Alaska Department of Labor, Research and Analysis Section.  
Note: Includes private sector, state and local government workers.

Table 2  
 Top 20 Major Occupations with the Largest Number of Nonresident Workers  
 Alaska Third Quarter 1996

	Total Workers	Male	Nonresident	Percent Nonresident
Cannery Workers	17,085	7,294	5,229	71.7
Manual Occup., Nec	7,694	2,873	753	26.2
Waiters & Waitresses	6,208	1,971	715	36.3
Sales Clerks	9,278	2,198	527	28.5
Misc. Food & Beverage Preparation Occup.	4,228	1,314	481	36.6
General Office Occup.	12,109	2,198	456	20.7
Construction Laborers	5,030	2,171	451	20.8
Carpenters	4,897	1,959	417	21.3
Janitors & Cleaners	6,833	1,574	375	23.8
Maids	3,203	972	372	38.3
Combined Food Prep & Service, Fast Food	2,793	1,105	336	30.4
Sailors & Deckhands	1,765	475	304	64.0
Kitchen Workers	2,896	865	276	31.9
Cashiers	4,338	1,082	267	24.7
Cooks, Restaurant	1,984	551	229	41.6
Food Counter, Fountain & Related.	2,305	795	206	25.9
Electricians	2,420	623	194	31.1
Short-Order Cooks	1,414	569	193	33.9
Plumbers, Pipefitters	1,803	504	189	37.5
Child Care Workers	2,405	628	181	28.8

Source: Alaska Department of Labor, Research and Analysis Section

Table 3  
Private Sector Occupations with Large Number of Contestants  
April 1995

Occupation	Number of Workers		Ratio	Employment		
	Number of Workers	Number of Workers		Employment	Employment	Percent
Cannery Workers, Incl. Seafood Process	4,252	13,450	76.0	36,148,032	81,608,654	69.3
Manual Occupations NEC	5,936	1,934	24.6	63,657,086	11,863,137	15.7
Sales Clerks	8,434	1,920	18.5	82,892,265	8,954,554	9.7
Waiters & Waitresses	4,266	1,747	29.1	35,731,723	6,916,933	16.2
General Office Occupations.	11,713	1,570	11.8	189,184,696	11,701,687	5.8
Sailors and Deckhands	699	1,389	66.5	13,367,688	24,206,158	64.4
Misc. Food & Beverage Preparation Occupations.	2,971	1,116	27.3	29,593,448	5,309,300	15.2
Janitors & Cleaners	5,893	1,098	15.7	78,129,273	6,076,391	7.2
Carpenters	4,066	1,020	20.1	86,090,021	11,398,303	11.7
Construction Laborers	3,950	964	19.6	62,433,819	9,090,624	12.7
Combined Food Prep & Service, Fast Food	2,555	894	25.9	11,061,529	2,480,051	18.3
Maids	2,330	877	27.3	29,300,673	4,409,514	15.9
Kitchen Workers, Food Preparation	2,312	856	27.0	23,446,295	5,009,800	17.6
Misc. Handworking Occupations.	342	812	70.4	3,049,864	6,376,475	61.7
Cooks, Restaurant	1,335	800	37.5	15,481,650	5,063,127	24.6
Cashiers	4,119	728	15.0	46,171,324	3,112,162	6.3
Airplane Pilots and Navigators	1,168	718	38.1	51,538,246	27,820,000	35.1
Guides	599	706	54.1	4,704,993	4,584,655	49.4
Food Counter, Fountain & Related Occupations.	2,011	584	22.5	11,654,023	1,788,142	13.3
Registered Nurses	2,989	566	15.9	105,835,763	8,931,641	7.8
Electricians	1,706	516	23.2	68,268,713	13,902,323	16.9
Salespersons; NEC	2,200	512	18.9	40,380,118	3,043,277	7.0
Child Care Workers, Except Private Household	2,157	504	18.9	17,571,358	1,798,206	9.3
Freight, Stock, & Material Movers, NEC	2,411	468	16.3	48,516,732	4,313,279	8.2

TABLE 3  
Private Sector Occupations with Largest Number of Nonresidents  
Alaska 1996

Occupation	Alaska			Nonresidents		
	Number of Workers	Number of Workers	Percentage	Number	Number	Percentage
Plumbers, Pipefitters and Steamfitters	1,287	451	26.4	50,152,773	10,333,776	17.1
Stock Handlers and Baggers	2,919	460	13.6	34,889,578	2,153,871	5.8
Receptionists	2,750	459	14.3	40,474,930	2,818,365	6.5
Guards & Police, Except Public Service	1,752	459	20.8	34,669,093	4,912,943	12.4
Bartenders	1,661	459	21.7	18,804,732	2,476,017	11.6
Short-Order Cooks	1,198	442	27.0	6,233,982	1,365,843	18.0
Bookkeepers & Accounting & Auditing Clerk	4,557	435	8.7	104,957,606	4,266,885	3.9
Operating Engineers	1,903	435	18.6	71,183,683	14,076,938	16.5
Adult Education & Other Teachers, NEC	2,259	398	15.0	33,489,656	2,286,951	6.4
Amusement attendants	1,728	390	18.4	20,703,862	1,065,408	9.0
Maintenance Repairers, General Utility	1,571	389	19.8	39,705,705	4,906,143	11.0
Fishers	233	381	62.1	2,401,934	4,613,228	65.8
Welders & Cutters	619	380	38.0	23,601,321	9,774,860	29.3
Waiters' Waitresses' Assistants	786	368	31.9	4,400,280	1,344,333	23.4
Truck Drivers, Light	2,050	362	15.0	41,443,439	3,303,402	7.4
Truck Drivers, Heavy	1,805	358	16.6	52,210,105	6,666,668	11.3

Source: Alaska Department of Labor, Research and Analysis Section.

## Which Nonresident Occupations in Which Industries?

Although the total number of nonresident workers in an occupation or an industry provides a good understanding of where employment and training opportunities exist, training providers and industry groups often want to know where training dollars should be directed within an industry. Table 4 shows the top nonresident occupations for several major Alaska industry sectors with a large number of nonresident workers along with the percent of the workers and earnings in that occupation that were nonresident. Note that nearly 95 percent of the sailors and deckhands in the seafood processing industry were nonresidents of Alaska in 1996.

Industry	Title	Resident Workers	Nonresident Workers	Percent Nonres.	Resident Wages	Nonresident Wages	Percent Nonres.
Metal Mining	Miners	88	57	39.3	3,322,163	1,086,635	24.6
Metal Mining	Operating Engineers	46	37	44.6	1,048,290	787,365	42.9
Metal Mining	Heavy Equipment Mechanics	42	23	35.4	2,032,174	954,105	31.9
Metal Mining	Milkwrights	29	22	43.1	1,985,723	1,418,178	41.7
Oil and Gas	Petroleum Technologists & Technicians	390	284	32.1	31,855,291	15,924,970	33.3
Oil and Gas	Welders & Cutters	223	174	43.8	9,554,219	5,728,809	37.5
Oil and Gas	Electricians	186	144	43.6	9,014,692	5,895,262	39.5
Oil and Gas	Extractive Occup. Nec	450	144	24.2	19,576,863	5,445,149	21.8
Oil and Gas	Operating Engineers	299	125	30.1	13,622,454	6,154,998	31.1
Building	Carpenters	2,066	514	19.9	48,524,917	5,456,130	10.1
Building	Construction Laborers	895	225	20.1	13,477,194	1,958,016	12.7
Building	Manual Occup., Nec	559	201	26.4	5,926,207	1,071,396	15.3
Building	Electricians	34	59	63.4	970,809	1,407,872	59.2
Construction	Construction Laborers	961	416	30.2	14,563,605	3,247,613	18.2
Construction	Carpenters	523	186	26.4	10,798,667	1,657,392	13.3
Construction	Plumbers, Pipefitters & Steamfitters	800	185	18.8	29,954,825	3,323,496	10.0
Construction	Electricians	1,003	184	15.5	37,574,202	3,375,269	8.2
Construction	Painters (Construction & Maintenance)	389	169	30.3	6,556,153	1,463,802	18.3
Food Processing	Cannery Workers, Incl. Seafood Process	3,853	13,160	77.4	33,574,939	80,171,144	70.5
Food Processing	Sailors & Deckhands	52	856	94.3	1,007,743	16,129,077	94.1
Food Processing	Misc. Hand Working Occup.	250	758	75.2	2,825,766	6,079,859	68.3
Food Processing	Manual Occup., Nec	80	412	83.7	481,110	2,567,872	84.2
Air Transp.	Airplane Pilots & Navigators	1,004	629	38.5	41,929,761	24,059,443	37.0

**Table 49**  
**Largest Nonresident Occupations in Selected Industries**  
**Alaska 1996**

Industry	Title	Resident Workers	Non-Resident Workers	Percent Nonres.	Resident Wages	Non-Resident Wages	Percent Nonres.
Air Transp	Deportation Agents	18	51	74.3	12,081,277	1,281,215	9.7
Air Transp	Flight Attendants	18	192	91.1	1,385,321	1,345,433	99.1
Air Transp	Flight Attendants	18	192	91.1	1,385,321	1,345,433	99.1
Eating and Drinking	Waiters & Waitresses	2,994	1,271	29.8	23,018,199	4,616,794	16.7
Eating and Drinking	Combined Food Prep & Service, Fast Food	2,411	858	26.2	9,982,004	2,297,875	18.7
Eating and Drinking	Misc. Food & Beverage Preparation Occup.	1,466	675	31.5	9,409,028	2,621,321	21.8
Eating and Drinking	Cooks, Restaurant	933	560	37.5	10,694,237	3,458,218	24.4
Eating and Drinking	Kitchen Wkrs, Food Preparation	1,308	489	27.2	10,399,800	2,041,644	16.4
Hotels	Maids	1,395	549	28.2	11,682,390	2,577,628	18.1
Hotels	Guides	106	293	73.4	975,862	2,290,029	70.3
Hotels	Waiters & Waitresses	660	275	29.4	6,845,467	1,334,699	16.3
Hotels	Hotel Clerks	531	169	24.1	5,452,086	816,969	13.0

Source: Alaska Dept. of Labor, Research and Analysis Section

## 1996 Sees Improvement in Resident Hire in Most Industries

Although the average percent nonresident workers in Alaska's private sector was 25.2% in 1996, many industries had much higher (and much lower) percent nonresident workers. Food processing continued to have the highest percent nonresident workers with slightly more than 75 percent of all workers nonresident in 1996.

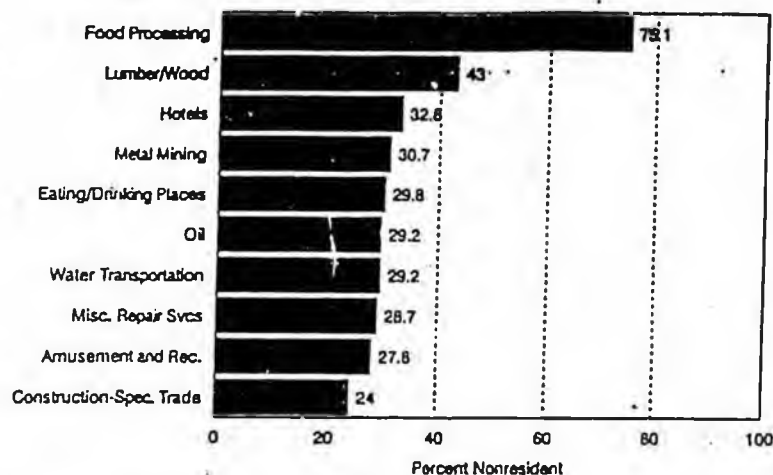
The state and local government sectors continued to have

nonresident percentages less than 6 percent, a level matched by only a few private sector industries. In comparisons with 1995 data, there has been significant improvement in most of the major industry categories, with the notable exception of the mining and finance, insurance and real estate industries.

Nonresident workers in Alaska are typically found in industries with a large number of seasonal jobs (often relatively low paying), industries with faster than average growth, industries with jobs having special skills and industries where the workers may be employed in remote worksites or camps. Alaska's seasonal industries continued to dominate the list of those with the highest nonresident earnings and workers.

Seafood processing, lumber and wood products, and hotels and restaurants were the major industry sectors with the highest percentage of nonresident workers in 1996, just as they have been for the last several years. Other industries with a higher percent nonresident workers than the private sector average include hotels (32.8%), nonmetal mining/quarries (31.8%), metal mining (30.7%), eating/drinking (29.8%), oil and gas (29.2%), water transportation (29.2%), repair services (28.7%), miscellaneous services (28.0%) and recreation services (27.8%).

### Private Sector Industries with Highest Percent Nonresident Workers - Alaska 1996



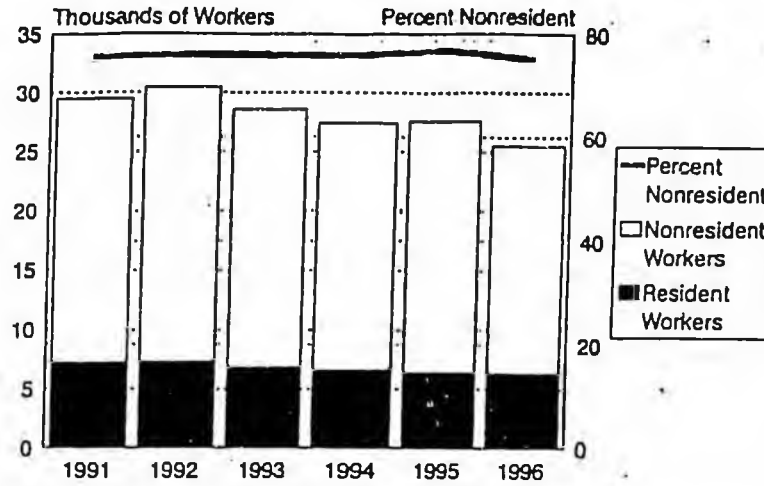
Source: Alaska Department of Labor, Research and Analysis Section.  
Note: Industries with 1,000 or more workers.

## A Closer Look at Alaska's Most Important Industries

The largest number and highest percent of nonresident workers in Alaska were found in the seafood processing industry in 1996. \$154.5 million was paid to nonresidents working in food processing in Alaska, about 65 percent of total earnings for that industry. However, the percentage of both nonresident workers and earnings declined from 1995 in response

to increased Alaska recruiting efforts and an overall decline in the number of workers required. The food processing industry is relatively low paying with nonresident workers earning on average \$4,110 in each quarter that they worked

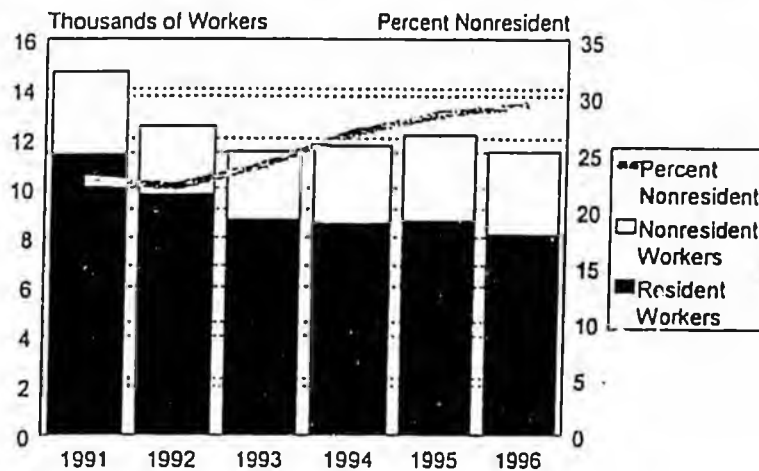
### Food Processing Number and Percent Nonresident Workers-Alaska 1991 to 1996



Source: Alaska Dept. of Labor, Research and Analysis Section

Oil and oilfield service companies showed an overall decline in total number of workers and earnings from 1995. Total earnings paid to nonresidents in 1996 were approximately \$173 million. In addition, the total number of resident workers declined while the percent nonresident workers increased. The performance of the oil industry sectors (service and major oil companies) was mixed.

### Oil Industry Number and Percent Nonresident Workers-Alaska 1991 to 1996



Source: Alaska Department of Labor, Research and Analysis Section.

Oilfield service companies improved their resident hire performance over 1995 (32.3% in 1995 vs 31.1% in 1996) while the major oil companies actually increased their percent nonresident workers (20.7% in 1995 vs 26.2% in 1996). This increase in

percent nonresident workers for 1996 for major oil companies is primarily the result of recent layoffs/retirement of workers. Preliminary indications suggest that the percent nonresident workers for major oil companies will drop back to an average slightly more than 20 percent in 1997.

Nonresident earnings paid to workers by *major* oil companies increased by only about one percentage point from 21.3% to 22.5%. Nonresidents earned more than 25 percent of all oil industry earnings, more than 10 percentage points greater than Alaska's private sector average.

Alaska's oil industry paid about 12 percent of all private sector wage and salary earnings in 1996 and had among the highest average earnings in the state. Average quarterly earnings (quarters in which the workers received earnings) for both resident and nonresident oil industry workers was in excess of \$17,000. Nonresidents actually had slightly higher average quarterly earnings than residents in 1996.

**Table 5**  
**Resident and Nonresident Workers**  
**Alaska 1995 and 1996**

Industry	1995			1996		
	Resident Workers	Nonresident Workers	Percent	Resident Workers	Nonresident Workers	Percent
Ag., For., and Fishing	1,733	954	35.5	1,841	899	32.8
Mining	10,161	3,927	27.9	9,729	4,015	29.2
Construction	18,065	5,891	24.6	17,754	5,508	23.7
Manufacturing	13,273	23,736	64.1	13,052	21,130	61.8
Trans., Comm., Util.	24,820	5,307	17.6	24,840	5,269	17.5
Wholesale Trade	9,329	1,931	17.1	9,468	1,800	16.0
Retail Trade	54,257	15,138	21.8	54,599	14,830	21.4
Finance, Ins. and R.E.	12,447	1,480	10.6	12,287	1,494	10.8
Services	64,195	16,245	20.2	66,853	15,754	19.1

Source: Alaska Dept. of Labor, Research and Analysis Section

Alaska's construction industry paid approximately \$90 million to nonresidents in 1996, about 15.8% of all construction earnings and only slightly higher than the private sector average. Alaska's construction industry sectors exhibited a decline in percent nonresident workers and earnings and an overall decline in total nonresident earnings from 1995. A little less than 24 percent of all Alaska construction workers in 1996 were nonresidents, a one percentage point decline from 1995. Every construction sector (building construction, heavy construction and special trades) showed improvement over 1995.

Historically, Alaska's industry sectors dependent upon visitor spending (hotels, eating and drinking establishments, and tour operators) have higher than average nonresident worker and earnings percentages. Generally, there was improvement in visitor industry sectors with nonresidents in the hotel industry sector declining to 32.8% in 1996 from more than 34 percent in 1995.

**Table 6**  
**Resident and Nonresident Workers and Earnings—Alaska 1996**  
**Private Sector, State and Local Government Workers**

Industry	Resident Workers	Nonresident Workers	Percent Nonresident	Resident Wages (\$'s)	Nonresident Wages (\$'s)	Percent Nonresident	Nonresident Earnings Per Qtr. (\$'s)	Resident Earnings Per Qtr. (\$'s)
<b>Agriculture, Forestry and Fisheries</b>								
Agricultural production-crops	244	58	19.2	1,533,696	298,865	16.3	2,554	2,595
Agriculture-livestock and animal	ND	ND	ND	ND	ND	ND	ND	ND
Agricultural services	1,019	313	23.5	13,070,399	2,019,565	13.4	3,263	4,351
Forestry	67	75	52.8	3,665,573	754,265	17.1	6,559	15,210
Fishing, hunting and trapping	505	449	47.1	10,344,183	5,512,641	34.8	6,098	6,915
<b>Mining</b>								
Metal mining	1,090	484	30.7	46,101,036	15,827,742	25.6	13,102	12,340
Coal mining	131	5	3.7	9,767,514	139,792	1.4	15,532	19,457
Oil and gas extraction	8,122	3,346	29.2	509,625,077	172,994,283	25.3	17,360	17,258
Mining and quarrying of nonmetallic minerals	386	180	31.8	12,120,641	3,700,534	23.8	9,110	9,506
<b>Construction</b>								
Building construction	5,604	1,708	23.4	128,500,426	23,472,903	15.4	6,978	7,819
Heavy construction	4,012	1,229	23.4	138,522,290	31,538,748	18.5	11,109	10,906
Special trade contractors	8,138	2,571	24.0	214,590,905	35,331,047	14.1	6,924	8,353
<b>Manufacturing</b>								
Food (Including Seafood Processing)	6,337	19,162	75.1	83,382,936	154,481,664	64.9	4,110	4,510
Textiles	ND	ND	ND	ND	ND	ND	ND	ND
Apparel	57	12	17.4	704,501	37,732	5.1	1,887	4,072
Lumber and wood products	1,625	1,226	43.0	40,768,443	24,998,422	38.0	8,768	7,905
Furniture	43	10	18.9	792,992	53,521	6.3	3,345	5,664
Pulp/Paper	802	110	11.1	32,858,199	2,137,684	6.1	7,397	9,927
Printing, publishing	1,714	261	13.2	36,404,780	2,349,068	6.1	4,002	6,230
Chemicals	737	27	3.5	56,349,549	1,496,240	2.6	21,074	19,471
Petroleum refining	404	22	5.2	25,279,819	1,026,296	3.9	20,526	16,405
Rubber	39	16	29.1	897,746	221,577	19.8	5,681	6,553
Leather	ND	ND	ND	ND	ND	ND	ND	ND
Stone, clay, glass and concrete products	313	68	17.8	6,914,390	733,157	9.6	4,987	7,173
Primary metal industries	ND	ND	ND	ND	ND	ND	ND	ND

**Table 6**  
**Resident and Nonresident Workers and Earnings—Alaska 1996**  
**Private Sector, State and Local Government Workers**

Industry	Resident	Nonresident	Percent	Resident	Nonresident	Percent	Nonresident	Resident
	Workers	Workers	Nonresident	Wages (\$'s)	Wages (\$'s)	Nonresident	Per Qtr Earnings Per Qtr (\$'s)	Per Qtr Earnings Per Qtr (\$'s)
Fabricated metal products	276	57	17.1	7,413,906	739,864	9.1	5,735	7,796
Industrial and commercial machinery	126	34	21.3	4,626,535	395,409	7.9	6,482	10,759
Electronic components excl. computer	ND	ND	ND	ND	ND	ND	ND	ND
Transportation equipment	334	101	23.2	7,677,483	1,117,329	12.7	5,615	7,347
Measuring instruments	44	2	4.3	1,935,423	82,208	4.1	11,744	11,589
Miscellaneous manufacturing	78	12	13.3	1,302,288	110,692	7.8	4,428	5,381
<b>Transportation</b>								
Local transportation	2,166	549	20.2	22,630,269	3,887,108	14.7	2,949	3,216
Motor freight	3,446	558	13.9	95,536,980	4,941,003	4.9	4,400	8,132
Water transportation	2,350	968	29.2	56,709,673	18,190,575	24.3	7,728	7,792
Air transportation	7,289	1,971	21.3	202,777,394	60,045,207	22.8	12,819	7,886
Pipelines	1,099	133	10.8	99,099,628	7,444,892	7.0	25,237	24,511
Transportation services	1,772	431	19.6	33,031,776	4,001,464	10.8	3,931	5,481
Communications	4,001	431	9.7	158,981,875	7,192,985	4.3	7,415	11,021
Electric and other utilities	2,717	220	7.7	120,631,158	4,392,902	3.5	9,268	12,454
<b>Wholesale Trade</b>								
Durable goods	4,920	749	13.2	144,735,292	11,307,397	7.2	6,828	8,372
Nondurable goods	4,548	1,051	18.8	110,081,810	9,212,293	7.7	4,934	7,332
<b>Retail Trade</b>								
Building materials, hardware	2,132	343	13.9	46,149,115	3,506,496	7.1	4,784	6,412
General merchandise	9,804	2,137	17.9	134,152,086	12,607,673	8.6	2,925	4,327
Food stores	8,350	1,321	13.7	136,042,013	7,634,470	5.3	2,936	5,122
Auto dealers/ service stations	5,914	1,036	14.9	130,877,911	9,035,241	6.5	4,152	6,649
Apparel	1,604	370	18.7	15,480,924	1,560,646	9.2	2,372	3,275
Furniture	1,721	353	17.0	28,122,040	2,301,684	7.6	3,350	5,148
Eating & drinking places	17,926	7,609	29.8	155,360,965	33,239,962	17.6	2,266	3,006
Misc. retail	7,148	1,661	18.9	101,875,319	10,849,577	9.6	3,216	4,584
<b>Finance, Insurance and Real Estate</b>								
Banking	4,282	457	9.6	113,527,118	4,625,886	3.9	4,315	7,188

Table 6  
Resident and Nonresident Workers and Earnings—Alaska 1996  
Private Sector, State and Local Government Workers

Industry	Resident	Nonresident	Percent	Resident	Nonresident	Percent	Nonresident	Resident
	Workers	Workers	Nonresident	Wages (\$'s)	Wages (\$'s)	Nonresident	Earnings Per Qtr (\$'s)	Earnings Per Qtr (\$'s)
Credit agencies	446	37	7.7	16,250,583	567,552	3.4	7,276	9,939
Brokers	297	34	10.3	19,415,242	837,937	4.1	14,202	17,650
Insurance	835	60	6.7	36,236,325	1,220,033	3.3	8,414	11,754
Insurance agents	1,069	123	10.3	32,101,632	1,670,657	4.9	6,097	8,297
Real estate	2,958	490	14.2	47,133,525	3,419,416	6.8	3,514	5,208
Holding/investment companies	2,400	293	10.9	57,419,757	3,632,493	5.9	5,974	7,547
<b>Services</b>								
Hotels	6,843	3,341	32.8	82,063,949	21,161,210	20.5	3,130	3,979
Personal services	2,200	462	17.4	25,669,047	2,498,352	8.9	2,689	3,735
Business services	8,767	2,647	23.2	155,837,554	22,657,719	12.7	4,359	5,780
Auto repair	2,692	679	20.1	44,655,970	4,312,245	8.8	3,372	5,340
Misc. repair services	972	392	28.7	25,631,730	5,233,562	17.0	6,642	7,990
Motion pictures	1,081	272	20.1	7,092,557	786,400	10.0	1,548	2,292
Recreation services	3,996	1,539	27.8	37,744,210	7,103,286	15.8	2,558	3,426
Health services	13,894	1,974	12.4	395,662,562	29,417,571	6.9	6,920	7,987
Legal services	1,817	218	10.7	58,433,682	2,748,061	4.5	6,274	9,156
Education services	1,196	310	20.6	22,304,481	2,202,336	9.0	3,830	5,783
Social services	7,459	1,150	13.4	113,703,035	7,319,630	6.0	3,107	4,657
Museums and art galleries	110	14	11.3	1,375,045	79,397	5.5	2,836	4,021
Membership organizations	7,591	816	9.7	114,584,740	6,744,264	5.6	4,285	5,060
Engineering, accounting & mgmt	7,698	1,764	18.6	231,865,526	32,705,783	12.4	8,102	8,964
Private households	262	61	18.9	3,476,294	302,217	8.0	2,798	4,265
Miscellaneous services	275	107	28.0	6,723,886	1,620,568	19.4	7,608	7,995

Table 6  
Resident and Nonresident Workers and Earnings—Alaska 1996  
Private Sector, State and Local Government Workers

Industry	Resident	Nonresident	Percent	Resident	Nonresident	Percent	Nonresident	Resident
	Workers	Workers	Nonresident	Wages	Wages	Nonresident	Earnings	Earnings
				(\$'s)	(\$'s)		Per Qtr (\$'s)	Per Qtr (\$'s)
Nonclassifiable Private Sector	442	208	32.0	5,480,522	1,283,090	9.0	3,676	4,816
Private Sector	210,865	70,907	25.2	4,842,687,226	857,344,181	15.0	5,812	7,103
State Government	23,512	1,429	5.7	740,997,328	18,408,288	2.4	5,809	8,866
Local Government	38,692	2,425	5.9	1,105,072,324	26,302,482	2.3	5,346	8,305
Total	273,069	74,761	21.5	6,688,756,879	902,054,950	11.9	5,797	7,445

ND=Nondisclosable

Source: Alaska Department of Labor, Research and Analysis Section

Residency measured by matching UI wage file with 1996 and 1997 PFD files.

## Which Alaska Firms Hired the Largest Number of Nonresidents?

Each major industry sector was examined, and the top firms that hired the most nonresidents in 1996 were identified. Table 7 shows the top five employers by industry, sorted by the total number of nonresident workers they employed. If two firms hired the same number of nonresident workers, more than five total firms may be displayed. Although a firm may have hired a large number of nonresident workers, this may be due to the total size of the firm, rather than simply hiring a large percentage of nonresident workers. The percentage of nonresidents hired, along with the total number of nonresidents should be examined together. Complete resident hire data by firm is available in the report, *Residency Analysis of Alaska's Workers by Firm-1996*. The information is available in hard copy or electronic format.

Industry	Employer	Resident Workers	Nonresident Workers	Percent Nonresident
Ag., and Fishing	PRINCE WM SOUND AQUACLT CORP	89	94	51.4
Ag., For., and Fishing	LEGACY FISHING INC	15	88	85.4
Ag., For., and Fishing	AKN LEADER FISHERIES	15	70	82.4
Ag., For., and Fishing	MOSESIAN FARMS OF AK INC	157	44	21.9
Ag., For., and Fishing	CARTER & CARTER ENTERPRISES IN	6	30	83.3
Mining	AK PETROLEUM CONTRACTORS INC	1,691	880	34.2
Mining	BP EXPLORATION ALASKA INC	920	491	34.8
Mining	VECO OPERATIONS INC	984	400	28.9
Mining	PEAK OILFIELD SVC CO	772	295	27.6
Mining	ARCO AK INC	1,393	289	17.2
Construction	H C PRICE CO	1,198	371	23.6
Construction	INDUSTRIAL COMPANY THE	274	354	56.4
Construction	UDELHOVEN OILFIELD SYSTEM SVC	130	116	47.2
Construction	OSBORNE CONSTRUCTION	438	114	20.7
Construction	KIEWIT PACIFIC CO	395	111	21.9
Manufacturing	TRIDENT SEAFOODS CORPORATION	173	2,936	94.4
Manufacturing	WARDS COVE PACKING CO INC	507	1,975	79.6
Manufacturing	ICICLE SEAFOODS INC	421	1,348	76.2
Manufacturing	UNISEA INC	242	1,152	82.6

**Table 7  
Top Private Sector Employers of Nonresident Workers by Major Industry  
Alaska, 1996**

Industry	Employer	Resident Workers	Nonresident Workers	Percent Nonresident
Manufacturing	PETER PAN SEAFOODS INC	292	11	79.2
Trans., Comm., Util.	WEE TOURS MOTORCOACHES INC	527	248	32.0
Trans., Comm., Util.	N STAR TERMINAL & STEVEDOR	535	231	30.2
Trans., Comm., Util.	NORTHWEST AIRLINES INC	140	216	60.7
Trans., Comm., Util.	FEDERAL EXPRESS CORP	736	213	22.4
Trans., Comm., Util.	AK AIRLINES INC	1,568	203	11.5
Wholesale Trade	OFFICEMAX	1,135	241	24.6
Wholesale Trade	BAKER HUGHES OILFIELD OPERATIO	51	243	45.7
Wholesale Trade	INC MACHINERY CO	257	43	14.3
Wholesale Trade	SNIPPON SUISAN USA INC	1	41	97.6
Wholesale Trade	N ALASKA FISHERIES INC	103	40	28.0
Wholesale Trade	GENUINE PARTS COMPANY	296	37	11.1
Retail Trade	ARAMARK LEISURE SVCS GROUP INC	269	990	78.6
Retail Trade	CARR GOTTSTEIN FOODS CO	4,799	706	12.8
Retail Trade	FRED MEYER SHOPPING CENTERS	2,744	541	16.5
Retail Trade	WAL-MART/SAMS CLUB	2,020	432	17.6
Retail Trade	KMART CORP	1,479	417	22.0
Finance, Ins. And R.E.	NATIONAL BANK OF AK	1,490	122	7.6
Finance, Ins. And R.E.	AK USA FEDERAL CREDIT UNION	844	113	11.8
Finance, Ins. And R.E.	KAKE TRIBAL CORP	196	104	34.7
Finance, Ins. And R.E.	1ST NATL BANK OF ANCHORAGE	962	64	6.2
Finance, Ins. And R.E.	KEY BANK OF AK	363	55	13.2
Services	WESTMARK HOTELS INC	900	368	29.0
Services	AK HOTEL PROPERTIES INC	527	317	37.6
Services	PROVIDENCE HOSPITAL	2,701	285	9.5
Services	OGDEN FACILITY MANAGEMENT OF A	1,143	279	19.6
Services	ALYESKA RESORT	737	245	24.9

Source: Alaska Department of Labor, Research and Analysis Section



Table 3  
Private Sector Workers and Earnings by Geographic Area  
Alaska 1996

	Resident		Nonresident		Total	
	Number of Workers	Number of Workers	Percent	Earnings	Earnings	Percent
<b>Anchorage-MatSu Region</b>						
Anchorage	114,333	24,708	17.8	2,762,911,253	306,270,434	10.0
MatSu	7,912	1,388	14.9	135,367,495	9,266,342	6.4
<b>Gulf Coast Region</b>						
Kenai	11,761	4,697	28.5	229,972,619	35,624,794	13.4
Kodiak	3,661	2,936	44.5	63,392,260	30,560,930	32.5
Valdez-Cordova	3,149	1,979	38.6	56,307,136	14,375,854	20.3
<b>Interior Region</b>						
Denali Borough	1,156	731	38.7	21,447,207	5,076,199	19.1
Fairbanks	20,254	5,715	22.0	425,385,077	52,554,627	11.0
Southeast Fairbanks	1,174	273	18.9	13,077,831	1,469,024	10.1
Yukon-Koyukuk	1,054	255	19.5	14,875,058	3,825,785	20.5
<b>Northern Region</b>						
Nome	2,304	437	15.9	41,004,165	5,108,436	11.1
North Slope Borough	7,839	3,097	28.3	358,563,532	145,824,370	28.9
Northwest Arctic Borough	1,711	425	19.9	48,889,216	14,968,933	23.4
<b>Southeast Region</b>						
Haines	701	284	28.8	9,485,567	1,788,647	15.9
Juneau	8,153	2,237	21.5	172,474,227	21,968,053	11.3
Ketchikan	7,378	3,450	31.9	164,910,067	37,939,303	18.7
POW-Outer Ketchikan	982	465	32.1	15,184,495	4,048,158	21.0
Sitka	3,073	902	22.7	59,043,566	7,962,772	11.9
Skagway-Angoon	1,063	1,090	50.6	19,908,945	15,500,935	43.8
Wrangell-Petersburg	1,941	1,795	48.0	29,977,770	12,456,166	29.4
Yakutat	194	113	36.8	3,065,545	1,140,593	27.1
<b>Southwest Region</b>						
Aleutians East	552	4,307	88.6	8,806,664	37,514,750	81.0
Aleutians West	1,878	3,951	67.8	56,371,054	46,847,018	45.4

Table 3  
Private Sector Workers and Earnings by Geographic Area  
Alaska, 1996

	Number of Workers		Percent	Earnings		
	Resident	Nonresident		Resident	Nonresident	Average
Bethel	4,157	508	10.9	58,679,429	5,788,258	9.0
Bristol Bay Borough	691	2,397	77.6	9,565,349	17,119,761	64.2
Dillingham	1,242	518	29.4	24,283,407	4,449,406	15.5
Lake and Peninsula	319	763	70.5	3,172,625	5,233,273	62.3
Wade Hampton	752	116	13.4	6,538,087	1,188,368	15.4
Area Unknown	1,481	1,370	48.1	30,022,479	11,473,001	27.6
Total Private Sector	210,865	70,907	25.2	4,842,687,226	857,344,181	15.0

Source: Alaska Department of Labor, Research and Analysis Section.

## **A Brief History of Resident Hire Statistics in Alaska**

Historically, a significant percentage of Alaskan jobs have gone to nonresidents, leaving many residents unemployed. A goal of the Alaska Department of Labor (AKDOL) is to convert more of Alaska's wealth to jobs filled by residents. In 1986, legislation was passed which established the collection and analysis of information on the impact of nonresidents working in Alaska. This information was intended to support resident hiring preference legislation and other measures to improve the chances for Alaskans to be employed. An available skilled work force serves to promote sound economic development.

In 1990, the Alaska Supreme Court declared the enforcement of resident hire, on a regional basis, unconstitutional. The information program which was used to analyze nonresident employment and earnings was shut down. Later that same year, a group of agencies decided they needed many of the data elements originally developed for resident hire analysis to target and evaluate the effectiveness of their training programs. The AKDOL and several other participating agencies pooled resources to examine program outcomes for many training programs. Based upon information originally collected for analysis of resident hire, the statistical program called the Occupational Data Base was created.

### **Understanding the Problem Helps to Identify Solutions**

This report identifies where nonresidents are employed and where new workers are needed to fill gaps in Alaska's labor supply. The information contained in this report, or more detailed information available from the Occupational Data Base (ODB), can be used to help make informed decisions.

The ODB enables program planners and policy makers to identify industries, occupations and firms with large numbers of nonresidents. In addition, the data base can determine occupational turnover and new and emerging occupations.

Elected and appointed state and local government officials can use this report to focus on where to direct their policy efforts to improve the employment prospects of residents. The information can be used to target and evaluate placement, training, and other programs that can improve resident employment opportunities throughout the entire economy. By developing and providing comprehensive information to Alaskans, the AKDOL can help Alaskans plan their careers in the context of job market opportunities and training requirements.

## APPENDIX

### Methodology

Alaska residency is determined by matching the Alaska Department of Revenue Permanent Fund Dividend (PFD) file with the Alaska Department of Labor wage file. The PFD file is a list of Alaskans who either applied for or received a PFD. The wage file contains quarterly earnings and industry information on workers covered by unemployment insurance within Alaska. Workers included in the wage file are considered Alaska residents if they either received a 1996 PFD or applied for a 1997 PFD.

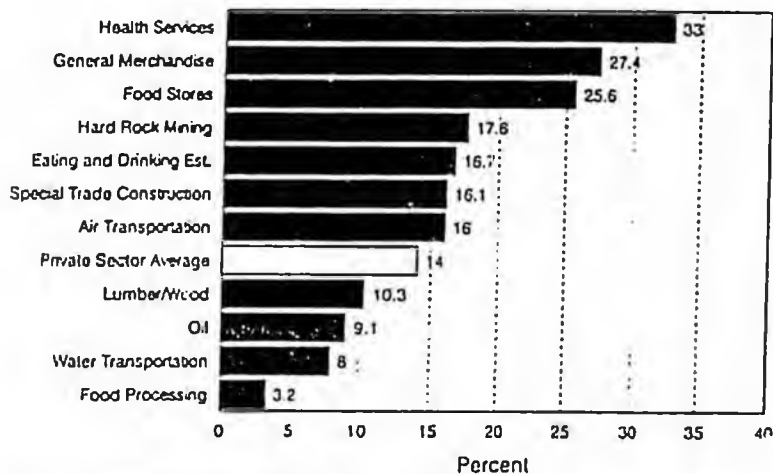
For the purposes of this analysis, Alaska residency is determined by matching the worker's social security number on the wage file with the social security number on the PFD file. For a match to occur, the worker's social security number must appear on both the PFD file and the wage file. The small number of workers with missing social security numbers are excluded from the analysis.

Although most workers would have to be in Alaska all of 1996 in order to be considered residents for purposes of this report, information from both the 1996 and 1997 dividend years is used to improve the accuracy of the residency classification. Resident workers that left Alaska during 1996 would not be eligible for a 1997 PFD unless they had spent the entire year in the state. The 1996 PFD data match identifies these workers and they are counted as residents. *New workers that arrived in Alaska after January 1, 1996 would generally be counted as nonresidents.*

### Limitations of the Data

The data have some limitations. Persons who did not provide a social security number on their permanent fund dividend application or who were eligible for a dividend but did not apply were not counted as residents. If certain ownership, industry or occupation codes were missing from the wage file, those records were excluded from the tally. Also excluded

Percent of Nonresident Workers in 1995  
Who Became Residents in 1996-Selected Industries



Source: Alaska Department of Labor, Research and Analysis Section.

were persons who established residency during 1996 but did not meet eligibility requirements for the 1997 permanent fund dividend.

An analysis of worker information for 1995 shows 14.0% of those workers identified as nonresidents stayed in Alaska and ultimately became eligible for the 1996 permanent fund dividend. The likelihood that nonresidents will stay in Alaska and become eligible for a permanent fund dividend varies by industry with food processing and oil nonresident workers less likely to become residents, while general merchandise store workers and health workers are much more likely to become residents.

The Department of Labor wage file includes only those workers covered by Alaska unemployment insurance. Therefore, information is not available for self-employed individuals or federal government employees. Nevertheless, the workers covered by this analysis are representative of the Alaska workforce. The analysis offers a good approximation of the effect of nonresident workers on the Alaska economy.

## Other Measures of Residency

The Alaska Department of Labor, along with industry representatives and other policymakers have examined alternative measures of residency. Overall, the Alaska Department of Labor believes that the Permanent Fund Dividend file provides the most reliable, consistent and comprehensive source of residency indicator data currently available. Voter registration, motor vehicle registration, driver's licenses, and fishing/hunting licenses all have significant definitional weaknesses in residency eligibility requirements, quality of data or percent of the working population contained on the file. The PFD has a monetary incentive to complete the form and a penalty for providing false information and is, overall, an excellent measure of residency.

Industry	Total Workers	Resident PFD9697	Percent	Voter Reg	Driver Lic	Driver and Fish	PFD and Voter	PFD and Driver	PFD and Fish
Ag., For., and Fishing	2,740	1,841	32.8	1,355	2,022	869	1,930	2,151	1,902
Mining	13,744	9,729	29.2	8,481	11,739	5,548	10,717	12,009	10,034
Construction	23,262	17,754	23.7	13,697	19,626	9,734	18,869	20,347	18,400
Manufacturing	34,182	13,052	61.8	8,796	17,054	5,390	14,024	18,004	13,509
Trans., Comm., Util.	30,109	24,840	17.5	20,775	26,437	11,081	26,146	27,314	25,301
Wholesale Trade	11,268	9,468	16.0	7,305	9,926	4,590	9,884	10,284	9,624
Retail Trade	69,429	54,599	21.4	36,065	56,454	16,243	57,664	60,926	55,324
Finance, Ins. and R.E.	13,781	12,287	10.8	10,196	12,432	3,844	12,759	13,085	12,387
Services	82,607	66,853	19.1	53,323	69,396	21,512	70,611	73,582	67,761
Nonclassifiable	650	442	32.0	295	476	169	479	514	459
Private Sector	281,772	210,865	25.2	160,288	225,562	79,080	223,153	238,216	214,701
State Government	24,941	23,512	25.2	21,828	23,888	9,690	24,081	24,425	23,699
Local Government	41,117	38,692	25.2	34,131	37,562	12,477	39,777	40,076	38,862
Total	347,830	273,069	25.2	216,247	297,012	101,247	287,011	302,717	277,262

Source: Alaska Dept. of Labor, Research and Analysis Section  
See Notes 1-9 for complete description of files used for matching.

## Resident Employment Preference


Pursuant to AS 36.10.150 and 8 AAC 30.064, Labor Commissioner Tom Cashen has determined, upon an analysis of the most recent detailed employment and labor supply data available, that the state of Alaska remains a "zone of underemployment" with regard to the construction industry. The commissioner has determined that twenty (20) occupational categories in the industry will continue to qualify for 90% resident employment preference on publicly funded construction projects:

Boilermakers	Foremen and	Piledrivers
Bricklayers	Superintendents	Plumbers/Pipefitters
Carpenters	Insulation Workers	Roofers
Cement Masons	Ironworkers	Sheet Metal Workers
Culinary Workers	Laborers	Surveyors
Electricians	Mechanics	Truck Drivers
Equipment Operators	Painters	Welders

This determination became effective July 1, 1997 through June 30, 1999.

For additional information, contact the Labor Standards and Safety Division in Anchorage (269-4900), Juneau (465-4842), or Fairbanks (451-2886).

- <sup>1/</sup> All workers with wages in Alaska 1996.
- <sup>2/</sup> Workers receiving a PFD in 1996 or applying for a PFD in 1997.
- <sup>3/</sup> Percent nonresident workers based upon PFD definition.
- <sup>4/</sup> Number of workers registered to vote as of 11/96.
- <sup>5/</sup> Number of workers with an Alaska driver's license as of 11/96.
- <sup>6/</sup> Number of workers with an Alaska driver's license and a resident fishing or hunting license.
- <sup>7/</sup> Workers receiving a PFD in 1996 or applying for a PFD in 1997 PFD and/or a registered voter.
- <sup>8/</sup> Workers receiving a PFD in 1996 or applying for a PFD in 1997 and/or having an Alaska driver's license.
- <sup>9/</sup> Workers receiving a PFD in 1996 or applying for a PFD in 1997 and/or an Alaska resident fishing or hunting license.



Residency Analysis of Alaska's  
Workers by Firm-1996

Prepared by:

Alaska Department of Labor  
Research and Analysis

January 1998

## About This Report

AS 23.20.110 allows for the release of information showing the number of resident and nonresident workers by firm for those Alaska employers who had 20 or more workers during the year.

Residency is calculated by matching workers reported by Alaska employers with the two most recent Permanent Fund Dividend applicant files (1996 and 1997). If a worker applied for or received a Permanent Fund Dividend in either of those two years they are considered residents for purposes of this report. For complete methodological information see "Nonresidents Working in Alaska-1996" available from the Alaska Department of Labor, Research and Analysis.

**Resident and Nonresident Workers by Firm-Alaska 1996  
Firms with 20 or More Workers**

Employer	Industry	Total Workers	Resident Workers	Nonresident Workers	Percent Nonresident
10TH & M SEAFOODS	Wholesale trade-nondurable goods	26	24	2	7.7
1ST BANK	Depository institutions	171	154	17	9.9
1ST CITY SALOON	Eating & drinking places	23	13	10	43.5
1ST IMPRESSION HAIR SALON IN	Personal services	26	23	3	11.5
1ST INTERSTATE BANK OF AK	Depository institutions	43	39	4	9.3
1ST NATL BANK OF ANCHORAGE	Depository institutions	1,026	962	64	6.2
1ST SECURITY INVESTMENT INC	Eating & drinking places	22	16	6	27.3
3-WAY ELECTRIC OF ALASKA INC	Construction-special trade contractors	32	32	0	0.0
40 MILE AIR LIMITED	Transportation by air	28	21	7	25.0
5TH AVENUE SHOE REPAIR	Apparel & accessory stores	21	19	2	9.5
5TH AVENUE SWEETS LTD	Food stores	23	18	5	21.7
90-3 CORPORATION	Automotive dealers & gasoline service stations	479	420	59	12.3
A ADVANCED ANSWERING SERVICES	Business services	22	20	2	9.1
A C & S INC	Construction-special trade contractors	37	22	15	40.5
A HEAD OF TIME/ONE MANE PLACE	Personal services	30	27	3	10.0
A K CONSTRUCTION COMPANY	Heavy construction other than building construction-contractors	38	32	6	15.8
A K KORRAL	Eating & drinking places	38	30	8	21.1
A T PUBLISHING INC	Printing, publishing and allied industries	40	33	7	17.5
A&A ROOFING CO INC	Construction-special trade contractors	34	30	4	11.8
A&B AUTO INC	Automotive dealers & gasoline service stations	29	29	0	0.0
A&G ENTERPRISES INC	Electric, gas & sanitary services	24	18	6	25.0
A&H HALLMARK	Miscellaneous retail	32	25	7	21.9
A&M INC	Food stores	111	91	20	18.0
A&M MOTORS INC	Automotive dealers & gasoline service stations	82	70	12	14.6
A&P CONSTRUCTION	Building construction-general contractors and operative builders	23	23	0	0.0
A&P CONSTRUCTION COMPANY	Building construction-general contractors and operative builders	39	37	2	5.1
A&W WINDBREAK INC	Eating & drinking places	62	56	6	9.7
AAA MOVING & STORAGE	Motor freight transportation & warehousing	146	129	17	11.6
AADMINISTRATIVE PERSONELL SVC	Engineering, accounting research mgmt and related services	26	23	3	11.5
AARON PLUMBING & HEATING	Construction-special trade contractors	23	19	4	17.4
ABAS ANSWERING SERVICE INC	Business services	45	38	7	15.6
ABC MOTOR HOMES INC	Automotive repair, services & parking	63	50	13	20.6
ABG BUS LINES INC	Local & suburban transit & interurban highway passenger transport	92	81	11	12.0
ABM COMPANY OF THE WEST	Business services	333	269	64	19.2
ABR INC	Engineering, accounting research mgmt and related services	39	37	2	5.1
ABS ALASKAN INC	Wholesale trade-durable goods	29	23	6	20.7
ABSOLUTE ENVIRONMENTAL SVCS	Construction-special trade contractors	22	17	5	22.7
ABUSED WOMENS AID IN CRISIS	Social services	63	46	17	27.0
ACCENT ON DENTISTRY	Health services	27	27	0	0.0
ACCESS AK INC	Social services	45	40	5	11.1
ACCURATE MAINTENANCE	Motor freight transportation & warehousing	27	22	5	18.5
ACE GENERAL CONTRACTORS INC	Building construction-general contractors and operative builders	78	52	26	33.3
ACE PLYWOOD AK CO INC	Building materials, hardware, garden supply & mobile home dealers	24	19	5	20.8
ACES INC	Motion pictures	64	52	12	18.8
ACES PROFESSIONAL HOCKEY INC	Nonclassifiable establishments	37	23	14	37.8
ACME FENCE CO INC	Construction-special trade contractors	33	31	2	6.1
ACTION AUTO PARTS & GLASS	Automotive repair, services & parking	20	16	4	20.0
ACTION LOCKSMITHS	Wholesale trade-durable goods	64	57	7	10.9
ACTIVE THERAPEUTICS INC	Health services	25	20	5	20.0
ADAK REGION SCHOOL DISTRICT	Educational services	22	8	14	63.6
ADAMS & ASSOCIATES INC	Business services	730	502	228	31.2

**Resident and Nonresident Workers by Firm-Alaska 1996  
Firms with 20 or More Workers**

Employer	Industry	Total Workers	Resident Workers	Nonresident Workers	Percent Nonresident
ADAMS MORGENTHAUER & CO	Engineering, accounting research mgmt and related services	32	31	1	3.1
ADANTES	Eating & drinking places	29	26	3	10.3
ADDIES PORPOISE ROOM	Eating & drinking places	66	39	27	40.9
ADULT LEARNING PROGRAM OF AK	Educational services	73	69	4	5.5
ADVANCE SCAFFOLD OF AK INC	Wholesale trade-durable goods	20	19	1	5.0
ADVANCED CONCEPTS IN EDUCATION	Educational services	150	146	4	2.7
AERO SVCS INC	Wholesale trade-nondurable goods	31	29	2	6.5
AERO TWIN INC	Transportation by air	29	22	7	24.1
AETNA LIFE INS CO	Insurance carriers	46	44	2	4.3
AFFORDABLE USED CARS INC	Automotive dealers & gasoline service stations	24	24	0	0.0
AFOGNAK LOGGING	Heavy construction other than building construction-contractors	55	42	13	23.6
AFOGNAK NATIVE CORP	Holding & other investment offices	33	28	5	15.2
AGGREGATE CONSTRUCTION INC	Heavy construction other than building construction-contractors	47	37	10	21.3
AGGREGATE PRODUCTS INC	Stone, clay, glass and concrete products	73	69	4	5.5
AGRA EARTH & ENVIRONMENTAL INC	Engineering, accounting research mgmt and related services	35	32	3	8.6
AHRS/MAPS PLACE THE	Business services	23	19	4	17.4
AHTNA AGA SECURITY INC	Business services	255	223	32	12.5
AHTNA CONST & PRIMARY PROD COR	Heavy construction other than building construction-contractors	65	65	0	0.0
AHTNA INC	Holding & other investment offices	57	54	3	5.3
AIR DATA EXPRESS INC	Transportation by air	37	33	4	10.8
AIR LAND TRANSPORT INC	Motor freight transportation & warehousing	69	67	2	2.9
AIR LIQUIDE AMERICA CORP	Chemicals and allied products	44	44	0	0.0
AIR LOGISTICS OF AK INC	Transportation by air	52	47	5	9.6
AIR TEK INC	Construction-special trade contractors	31	30	1	3.2
AIRLINE SUPPORT INC	Nonclassifiable establishments	80	71	9	11.3
AIRPORT TRAVEL INC	Transportation services	50	44	6	12.0
AIS INC	Wholesale trade-durable goods	32	20	12	37.5
AK AIRCRAFT SALES INC	Automotive dealers & gasoline service stations	20	20	0	0.0
AK AIRLINES INC	Transportation by air	1,771	1,568	203	11.5
AK ANALYSTS/DITTMAN RESEARCH	Engineering, accounting research mgmt and related services	38	33	5	13.2
AK ANVIL INC	Engineering, accounting research mgmt and related services	113	102	11	9.7
AK AQUACULTURE INC	Fishing, hunting and trapping	59	31	28	47.5
AK AQUARIUM	Miscellaneous retail	23	19	4	17.4
AK ARCHIVES	Motor freight transportation & warehousing	20	15	5	25.0
AK ATHLETIC CLUB	Amusement & recreation services	162	130	32	19.8
AK AUCTION CO	Business services	32	23	9	28.1
AK BAGELS INC	Food stores	88	52	36	40.9
AK BAPTIST FAMILY SERVICE CTR	Social services	28	24	4	14.3
AK BEVERAGE CO	Wholesale trade-nondurable goods	36	33	3	8.3
AK BROADCASTING COMMUNICATIONS	Communications	42	28	14	33.3
AK BUILDERS CACHE INC	Building materials, hardware, garden supply & mobile home dealers	42	38	4	9.5
AK BUILDING CLEANERS INC	Business services	68	50	18	26.5
AK BUSINESS SYSTEMS	Wholesale trade-durable goods	20	18	2	10.0
AK CAB & HANDYCAPPED DISPA	Communications	36	26	10	27.8
AK CABLEVISION INC	Communications	52	47	5	9.6
AK CATAMARAN INC	Water transportation	25	24	1	4.0
AK CENTER FOR BLIND & DEAF	Social services	29	27	2	6.9
AK CENTER FOR PERFORMING ARTS	Amusement & recreation services	76	71	5	6.6
AK CENTER FOR THE ENVIRONMENT	Engineering, accounting research mgmt and related services	57	37	20	35.1
AK CENTRAL EXPRESS INC	Transportation by air	34	30	4	11.8
AK CHILDRENS SVC	Social services	202	182	20	9.9

**Resident and Nonresident Workers by Firm-Alaska 1996  
Firms with 20 or More Workers**

Employer	Industry	Total Workers	Resident Workers	Nonresident Workers	Percent Nonresident
AK CHOICE SEAFOODS INC	Food and kindred products	25	22	3	12.0
AK CLEAN SEAS	Electric, gas & sanitary services	42	27	15	35.7
AK CLEANERS INC	Personal services	271	242	29	10.7
AK CLUB THE	Amusement & recreation services	338	288	50	14.8
AK COFFEE CO	Eating & drinking places	22	17	5	22.7
AK COMMERCIAL CO	General merchandise stores	1,607	1,306	301	18.7
AK COMPUTER BROKERS	Home furniture, furnishings & equipment stores	47	44	3	6.4
AK COMPUTER INSTITUTE INC	Educational services	49	44	5	10.2
AK COMPUTER&TYPEWRITER SVC	Miscellaneous repair services	20	16	4	20.0
AK CONSERVATION FOUNDATION	Social services	22	17	5	22.7
AK CORP	Heavy construction other than building construction-contractors	47	39	8	17.0
AK COUNCIL PREV ALCOH DRUG INC	Social services	26	25	1	3.8
AK CRIPPLED CHILDREN & ADULTS	Social services	26	26	0	0.0
AK CTR FOR FAM MEDI PC	Health services	20	20	0	0.0
AK CUSTOM SEAFOODS INC	Food and kindred products	51	31	20	39.2
AK CYCLE CENTER LTD	Automotive dealers & gasoline service stations	23	22	1	4.3
AK DANCE THEATRE INC	Amusement & recreation services	43	34	9	20.9
AK DEVELOPMENT SVCS INC	Heavy construction other than building construction-contractors	21	20	1	4.8
AK DISCOVERY INC	Amusement & recreation services	51	37	14	27.5
AK DISPATCH CO INC	Communications	25	20	5	20.0
AK DISTRIBUTORS CO	Wholesale trade-nondurable goods	99	95	4	4.0
AK DIVING SVC INC	Business services	25	18	7	28.0
AK ECONOMY RVS INC	Automotive dealers & gasoline service stations	24	18	6	25.0
AK ELECTRIC LIGHT & POWER CO	Electric, gas & sanitary services	68	62	6	8.8
AK ELECTRICAL PENSION FUND	Insurance carriers	22	21	1	4.5
AK EMT CONSORTIUM INC	Health services	20	12	8	40.0
AK ESPRESSO & CHOWDER HOUSE	Eating & drinking places	46	39	7	15.2
AK EXECUTIVE SEARCH INC	Business services	457	341	116	25.4
AK EXPERIENCE THEATRE	Motion pictures	24	22	2	8.3
AK FACTORY DIRECT DISTRIBUTORS	Home furniture, furnishings & equipment stores	55	50	5	9.1
AK FEDERAL SAVINGS & LOAN ASSOC	Depository institutions	88	80	8	9.1
AK FEED CO EIGHT STARS DIST	Wholesale trade-nondurable goods	43	33	10	23.3
AK FINANCE & INSURANCE CO INC	Automotive dealers & gasoline service stations	112	104	8	7.1
AK FINANCIAL SVCS INC	Business services	90	79	11	12.2
AK FISH & FARM PRODUCTS INC	Wholesale trade-nondurable goods	58	54	4	6.9
AK FRANCHISE MANAGEMENT	Eating & drinking places	138	103	35	25.4
AK FRESH SEAFOOD INC	Food and kindred products	236	182	54	22.9
AK FUR GALLERY INC	Apparel & accessory stores	31	26	5	16.1
AK FURNITURE MFR INC	Home furniture, furnishings & equipment stores	26	18	8	30.8
AK GARDEN & PET SUPPLY INC	Wholesale trade-nondurable goods	76	69	7	9.2
AK GATEWAY SCHOOLS	Educational services	203	195	8	3.9
AK GENERAL ALARM INC	Business services	72	66	6	8.3
AK GENERAL PROCESSORS	Food and kindred products	437	93	344	78.7
AK GOLD CO	Metal mining	131	100	31	23.7
AK GREEN HOUSES INC	Agricultural production-crops	59	46	13	22.0
AK GUIDANCE & DIAGNOSTIC CLINI	Health services	27	24	3	11.1
AK HEALTH CARE CLINIC	Health services	31	29	2	6.5
AK HOME MORTGAGE INC	Nondepository credit institutions	29	26	3	10.3
AK HOTEL PROPERTIES INC	Hotels, rooming houses, camps and other lodging places	844	527	317	37.6
AK HOUSEWARES INC	Wholesale trade-durable goods	119	103	16	13.4
AK HOUSING FINANCE CORP	Real estate	369	360	9	2.4

**Resident and Nonresident Workers by Firm-Alaska 1996**  
**Firms with 20 or More Workers**

Employer	Industry	Total Workers	Resident Workers	Nonresident Workers	Percent Nonresident
AK HYDRAULICS INC	Wholesale trade-durable goods	22	19	3	13.6
AK INDOOR SPORTS	Amusement & recreation services	41	34	7	17.1
AK INDUSTRIAL HARDWARE INC	Wholesale trade-durable goods	236	209	27	11.4
AK INDUSTRIAL RESOURCES	Wholesale trade-durable goods	34	18	16	47.1
AK INFRMTN RADIO RDNG & ED SVC	Amusement & recreation services	57	45	12	21.1
AK INNS INC	Eating & drinking places	159	116	43	27.0
AK JOINT ELEC APPAR & TRAIN	Social services	27	27	0	0.0
AK JUNEAU COMMUNICATIONS INC	Communications	26	21	5	19.2
AK KIDNEY CENTER	Health services	35	33	2	5.7
AK LABORERS CONST IND TR FUND	Membership organizations	27	24	3	11.1
AK LAND CLEARING INC	Heavy construction other than building construction-contractors	50	43	7	14.0
AK LANDFILLS INC	Electric, gas & sanitary services	20	19	1	5.0
AK LAUNDRY INC	Personal services	39	36	3	7.7
AK LEGAL COPY INC	Business services	24	20	4	16.7
AK LEGAL SERVICES CORP	Legal services	52	48	4	7.7
AK LIVE CRAB COMPANY GENERAL	Wholesale trade-nondurable goods	24	20	4	16.7
AK LONGSHORE VACATION & HOLIDAY	Water transportation	156	150	6	3.8
AK LUNG ASSOC	Engineering, accounting research mgmt and related services	24	23	1	4.2
AK MAC INC	Eating & drinking places	91	84	7	7.7
AK MAF TIME AGENCIES	Water transportation	37	33	4	10.8
AK MECHANICAL INC	Construction-special trade contractors	173	134	39	22.5
AK METAL RECYCLING CO INC	Wholesale trade-durable goods	55	41	14	25.5
AK MINING & DIVING SUPPLY INC	Miscellaneous retail	44	38	6	13.6
AK MOTOR COACHES INC	Local & suburban transit & interurban highway passenger transport	55	48	7	12.7
AK MOTOR INN	Hotels, rooming houses, camps and other lodging places	35	27	8	22.9
AK MUSIC CO	Miscellaneous retail	35	33	2	5.7
AK NATIONAL INSURANCE CO	Insurance agents, brokers & service	95	90	5	5.3
AK NATIVE BROTHERHOOD BINGO	Membership organizations	26	22	4	15.4
AK NATIVE BROTHERHOOD CAMP 2	Amusement & recreation services	53	49	4	7.5
AK NATIVE HEALTH BOARD	Social services	20	20	0	0.0
AK NATIVE INDUS COOP ASSN INC	General merchandise stores	191	179	12	6.3
AK NATURAL HISTORY ASSOC	Miscellaneous retail	78	61	17	21.8
AK NEWS AGENCY INC	Wholesale trade-nondurable goods	125	110	15	12.0
AK NEWSPAPERS INC	Printing, publishing and allied industries	79	72	7	8.9
AK NUGENS RANCH	Social services	53	45	8	15.1
AK OP ENGR EMPRS TRAIN T/F	Educational services	32	30	2	6.3
AK OPTION SVCS CORP	Business services	21	19	2	9.5
AK PACIFIC POWDER COMPANY	Wholesale trade-nondurable goods	39	83	16	16.2
AK PACIFIC BARGE LINES	Water transportation	21	18	3	14.3
AK PACIFIC ELEVATOR INC	Construction-special trade contractors	41	30	11	26.8
AK PACIFIC LOGGING INC	Lumber and wood products, except furniture	104	74	30	28.8
AK PACIFIC UNIVERSITY	Educational services	286	253	33	11.5
AK PAINTING SVC	Construction-special trade contractors	59	44	15	25.4
AK PANORAMA RV RENTALS INC	Automotive repair, services & parking	41	32	9	22.0
AK PAPER CO INC	Wholesale trade-nondurable goods	40	38	2	5.0
AK PETROLEUM CONTRACTORS INC	Oil and gas extraction	2,571	1,691	880	34.2
AK PIPE & SUPPLY	Wholesale trade-durable goods	150	141	9	6.0
AK PLACER DEVT INC	Metal mining	24	23	1	4.2
AK POLLUTION CONTROL INC	Business services	71	61	10	14.1
AK PONY EXPRESS INC	Motor freight transportation & warehousing	25	17	8	32.0
AK POWER & TELEPHONE CO	Electric, gas & sanitary services	115	107	6	5.3

**Resident and Nonresident Workers by Firm-Alaska 1996  
Firms with 20 or More Workers**

Employer	Industry	Total Workers	Resident Workers	Nonresident Workers	Percent Nonresident
AK POWER SPORTS INC	Automotive dealers & gasoline service stations	31	29	2	6.5
AK POWER SYSTEMS INC	Wholesale trade-durable goods	97	81	16	16.5
AK PREMIER CHARTERS INC	Hotels, rooming houses, camps and other lodging places	25	12	13	52.0
AK PROPANE INC	Miscellaneous retail	25	24	1	4.0
AK PUBLIC RADIO NETWORK CORP	Amusement & recreation services	25	21	4	16.0
AK PUBLIC TELECOMMUNICATIONS	Communications	73	66	7	9.6
AK PULP CORPORATION	Paper and allied products	31	29	2	6.5
AK QUALITY INSULATORS INC	Construction-special trade contractors	26	18	8	30.8
AK QWIK LUBE INC	Automotive repair, services & parking	76	67	9	11.8
AK RAILROAD CORP	Railroad transportation	686	646	40	5.8
AK RAINBOW LODGE	Hotels, rooming houses, camps and other lodging places	30	4	26	86.7
AK RAPTOR REHABILITATION CTR	Agricultural services	37	24	13	35.1
AK RENOWN CHARTERS	Water transportation	24	16	8	33.3
AK RENT A CAR INC	Automotive repair, services & parking	225	184	41	18.2
AK RIVERWAYS INC	Water transportation	120	106	14	11.7
AK ROAD BORING INC	Heavy construction other than building construction-contractors	53	46	7	13.2
AK ROADBUILDERS INC	Heavy construction other than building construction-contractors	94	82	12	12.8
AK ROCK GYM	Amusement & recreation services	26	25	1	3.8
AK RUBBER & SUPPLY INC	Wholesale trade-durable goods	25	25	0	0.0
AK SALMON BAKE	Eating & drinking places	41	35	6	14.6
AK SAUSAGE CO INC	Food and kindred products	52	48	4	7.7
AK SERIGRAPHICS	Apparel and other finished products made from fabrics and similar	32	32	0	0.0
AK SHEET METAL	Construction-special trade contractors	32	30	2	6.3
AK SPEC ED & TRAINING SVC INC	Social services	445	417	28	6.3
AK SPORTS MEDICINE CLINIC	Health services	23	20	3	13.0
AK STATE EMPLOYEES FED CR UN	Depository institutions	65	57	8	12.3
AK STATE FAIR INC	Amusement & recreation services	404	359	45	11.1
AK STEEL CO	Wholesale trade-durable goods	67	59	8	11.9
AK STENO TYPE REPORTERS	Business services	21	19	2	9.5
AK STERILE LAUNDRY SVCS INC	Personal services	22	8	14	63.6
AK STONE & CONCRETE	Construction-special trade contractors	30	25	5	16.7
AK SURGERY CENTER INC	Health services	63	58	5	7.9
AK TAX SERVICE INC	Personal services	22	19	3	13.6
AK TEAMSTER EMP SVC TRG TRUST	Holding & other investment offices	34	33	1	2.9
AK TEAMSTER EMPLOYER SVC CORP	Membership organizations	23	23	0	0.0
AK TELECOM INC	Construction-special trade contractors	46	38	8	17.4
AK TEMP SERVICE	Business services	151	133	18	11.9
AK TENT & TARP	Miscellaneous retail	31	30	1	3.2
AK TERMINALS INC	Motor freight transportation & warehousing	51	46	5	9.8
AK TOWING & WRECKING	Wholesale trade-durable goods	29	27	2	6.9
AK TRANSFER & STORAGE INC	Motor freight transportation & warehousing	40	34	6	15.0
AK TRAVEL ADVENTURES INC	Transportation services	197	106	91	46.2
AK TRAVEL SERVICE	Transportation services	40	36	4	10.0
AK TROPHY SAFARIS INC	Amusement & recreation services	39	15	24	61.5
AK UROLOGICAL ASSOC PC	Health services	29	25	4	13.8
AK USA FEDERAL CREDIT UNION	Depository institutions	957	844	113	11.8
AK VILLAGE ELECTRIC COOP INC	Electric, gas & sanitary services	83	79	4	4.8
AK VILLAGE ENVIR MANPOWER INC	Electric, gas & sanitary services	25	25	0	0.0
AK VILLAGE INITIATIVES	Holding & other investment offices	35	34	1	2.9
AK WEATHER OPERATIONS SVC INC	Communications	45	33	12	26.7
AK WEST EXPRESS INC	Motor freight transportation & warehousing	111	102	9	8.1

**Resident and Nonresident Workers by Firm-Alaska 1995**  
**Firms with 20 or More Workers**

Employer	Industry	Total Workers	Resident Workers	Nonresident Workers	Percent Nonresident
AK WILD BERRY PRODUCTS INC	Food stores	109	95	14	12.8
AK WILDLAND ADVENTURES INC	Hotels, rooming houses, camps and other lodging places	94	40	54	57.4
AK WINDOW CO	Rubber and miscellaneous plastics products	28	20	8	28.6
AK WOMEN RESOURCE CTR INC	Social services	51	49	2	3.9
AK WOMENS HEALTH SERVICES INC	Health services	36	34	2	5.6
AK YOUTH & PARENT FOUNDATION	Social services	88	76	12	13.6
AK ZOO	Museums, art galleries & botanical & zoological gardens	45	40	5	11.1
AKEELA HOUSE INC	Social services	38	32	6	15.8
AKELA ELECTRIC	Construction-special trade contractors	22	19	3	13.6
AKHIQK CITY OF	Executive, legislative & general government except finance	34	30	4	11.8
AKIACHAK ENT INC	General merchandise stores	58	54	4	6.9
AKIACHAK LIMITED	Holding & other investment offices	40	39	1	2.5
AKIACHAK NATIVE COMMUNITY	Membership organizations	175	164	11	6.3
AKIAK CITY OF	Executive, legislative & general government except finance	39	39	0	0.0
AKIAK NATIVE COMMUNITY	Membership organizations	93	89	4	4.3
AKN AIDS ASST ASSOC	Social services	31	26	5	16.1
AKN AIRPORT PROPERTIES INC	Hotels, rooming houses, camps and other lodging places	39	18	21	53.8
AKN BREWING CO	Food and kindred products	53	39	14	26.4
AKN FEDERAL CREDIT UNION	Depository institutions	91	79	12	13.2
AKN FISHING ADVENTURES	Hotels, rooming houses, camps and other lodging places	32	18	14	43.8
AKN FUDGE CO THE/FIT TO A T	Food stores	21	17	4	19.0
AKN GOURMET INC	Food stores	27	21	6	22.2
AKN HOTEL & BAR	Eating & drinking places	26	20	6	23.1
AKN HOTEL & BAR INC	Hotels, rooming houses, camps and other lodging places	60	37	23	38.3
AKN IVORY EXCHANGE INC	Miscellaneous retail	32	27	5	15.6
AKN LEADER FISHERIES	Fishing, hunting and trapping	85	15	70	82.4
AKN MEMORIAL PARKS INC/SANTINA	Personal services	35	31	4	11.4
AKN PLUMBING & HTNG/E J CO	Construction-special trade contractors	29	26	3	10.3
AKUTAN CITY OF	Executive, legislative & general government except finance	56	48	8	14.3
AKUTAN CORPORATION	Holding & other investment offices	21	20	1	4.8
ALAKANUK CITY COUNCIL	Executive, legislative & general government except finance	110	104	6	5.5
ALAKANUK NATIVE CORP	General merchandise stores	43	42	1	2.3
ALAKANUK WATER & SEWER PROJECT	Heavy construction other than building construction-contractors	62	61	1	1.6
ALAMO RENT A CAR INC	Automotive repair, services & parking	50	40	10	20.0
ALAS CO GENERAL CONSTR CO INC	Construction-special trade contractors	77	64	13	16.9
ALASCARE HOME CARE & HOSPICE	Health services	30	27	3	10.0
ALASCARE HOME HEALTH	Health services	41	37	4	9.8
ALASCOM INC	Communications	688	660	28	4.1
ALASKA ALTERNATIVE MEDICINE CT	Health services	20	20	0	0.0
ALASKA BUSINESS EXCHANGE	Business services	31	23	8	25.8
ALASKA CARDIOVASCULAR CNSL LLC	Health services	22	20	2	9.1
ALASKA CARPET CLEANERS	Personal services	62	50	12	19.4
ALASKA CENTER FOR PEDIATRICS	Health services	35	32	3	8.6
ALASKA CENTRAL EXPRESS INC	Transportation by air	56	53	3	5.4
ALASKA COUNTRY STORES INC	Automotive dealers & gasoline service stations	30	26	4	13.3
ALASKA FINEST FRAMING INC	Construction-special trade contractors	34	20	14	41.2
ALASKA FINEST PAINTING INC	Construction-special trade contractors	40	11	29	72.5
ALASKA FOOT INSTITUTE	Health services	29	28	1	3.4
ALASKA FOREST CREATIONS INC	Lumber and wood products, except furniture	35	26	9	25.7
ALASKA HIGHWAY CRUISES LLC	Transportation services	39	29	10	25.6
ALASKA HYDRO AX LAND CLEARING	Nonclassifiable establishments	33	30	3	9.1

**Resident and Nonresident Workers by Firm-Alaska 1996  
Firms with 20 or More Workers**

Employer	Industry	Total Workers	Resident Workers	Nonresident Workers	Percent Nonresident
ALASKA INTERSTATE CONST LLC	Heavy construction other than building construction-contractors	333	257	76	22.8
ALASKA MASONRY CONTRACTORS	Construction-special trade contractors	35	21	14	40.0
ALASKA PRINTING INC	Printing, publishing and allied industries	24	19	5	20.8
ALASKA PRO SPORTS INC	Amusement & recreation services	54	17	37	68.5
ALASKA SILK PIE CO	Food and kindred products	32	25	7	21.9
ALASKA TEXTILES INC	Wholesale trade-durable goods	21	20	1	4.8
ALASKAN ADVENTURES RV CTR INC	Automotive dealers & gasoline service stations	53	45	8	15.1
ALASKAN CHOICE TELEVISION LLC	Communications	35	31	4	11.4
ALCAN BUILDERS INC	Construction-special trade contractors	82	65	17	20.7
ALCAN ELECTRICAL & ENGINEER CO	Construction-special trade contractors	261	239	22	8.4
ALCAN ENVIRONMENTAL INC	Construction-special trade contractors	217	165	52	24.0
ALCAN GENERAL INC	Construction-special trade contractors	86	74	12	14.0
ALCHEM INC	Lumber and wood products, except furniture	20	15	5	25.0
ALEKNAGIK CITY OF	Executive, legislative & general government except finance	49	46	3	6.1
ALEKNAGIK MISSION LODGE INC	Hotels, rooming houses, camps and other lodging places	43	18	25	58.1
ALEUTIAN DRAGON FISHERIES	Food and kindred products	151	5	146	96.7
ALEUTIAN HOUSING AUTHORITY	Real estate	50	43	7	14.0
ALEUTIAN PRIBILOF IS ASSN INC	Social services	126	122	4	3.2
ALEUTIANS EAST BORO SCH DIST	Educational services	178	158	20	11.2
ALEUTIANS EAST BORO'JGH	Executive, legislative & general government except finance	33	31	2	6.1
ALL AK ELECTRIC INC	Construction-special trade contractors	50	30	20	40.0
ALL AK PROMOTIONS INC	Business services	40	30	10	25.0
ALL ALASKA FLOOR COVERING	Construction-special trade contractors	23	21	2	8.7
ALL THAT GLITTERS	Apparel & accessory stores	28	23	5	17.9
ALLAKAKET CITY OF	Executive, legislative & general government except finance	59	58	1	1.7
ALLEN MARINE INC	Transportation equipment	52	47	5	9.6
ALLEN MARINE TOURS INC	Amusement & recreation services	55	39	16	29.1
ALLIANCE CONSTRUCTORS INC	Building construction-general contractors and operative builders	25	23	2	8.0
ALLIANCE FISHING INC	Food and kindred products	49	14	35	71.4
ALLSTATE INSURANCE CO	Insurance carriers	118	111	7	5.9
ALLVEST INC	Engineering, accounting research mgmt and related services	301	263	38	12.6
ALMA CORPORATION	Real estate	32	25	7	21.9
ALO ASCHENBRENNER	Legal services	22	18	4	18.2
ALPHA CONSTR & ENGINEERING INC	Building construction-general contractors and operative builders	81	68	13	16.0
ALPINE ALTERNATIVES INC	Social services	21	19	2	9.5
ALPINE GLASS OF AK INC	Automotive repair, services & parking	369	271	98	26.6
ALPINE INN	Eating & drinking places	34	31	3	8.8
ALTERNATIVES CHILD & FAMILY GU	Health services	165	143	22	13.3
ALTMAN ROGERS & CO APC	Engineering, accounting research mgmt and related services	32	26	6	18.8
ALYESKA ACCOMMODATIONS INC	Real estate	47	24	23	48.9
ALYESKA PIPELINE SVC CO INC	Pipelines, except natural gas	1,322	1,188	134	10.1
ALYESKA RESORT	Amusement & recreation services	982	737	245	24.9
ALYESKA SALES & SERVICE	Automotive dealers & gasoline service stations	28	25	3	10.7
ALYESKA SEAFOODS INC	Food and kindred products	412	139	273	66.3
ALZHEIMERS ASSOC AK CHAPTER	Social services	167	154	13	7.8
AM/PM CLEANING & MAINTENANCE	Business services	20	15	5	25.0
AMAK TOWING CO INC	Water transportation	35	30	5	14.3
AMBLER CITY OF	Executive, legislative & general government except finance	66	60	6	9.1
A' T' R COLLEGE TESTING PROGRAM	Engineering, accounting research mgmt and related services	94	89	5	5.3
AMER EDUC COMPLEX	Educational services	106	74	32	30.2
AMER EXPRESS TRAVEL RELATED SV	Transportation services	93	85	8	8.6

**Resident and Nonresident Workers by Firm-Alaska 1996**  
**Firms with 20 or More Workers**

Employer	Industry	Total Workers	Resident Workers	Nonresident Workers	Percent Nonresident
AMER GREETINGS CORP	Wholesale trade-nondurable goods	127	117	10	7.9
AMER LANDSCAPING CO INC	Agricultural services	24	22	2	8.3
AMER LEGION CLUB THE	Membership organizations	31	30	1	3.2
AMER LEGION POST #20	Membership organizations	26	24	2	7.7
AMER LEGION POST 33 PETERS CK	Membership organizations	24	21	3	12.5
AMER LINEN	Personal services	221	185	36	16.3
AMER MECH INC/AOKI BROTHER CON	Construction-special trade contractors	75	69	6	8.0
AMER MECHANICAL INC	Construction-special trade contractors	122	107	15	12.3
AMER MOBILE NURSES INC	Health services	25	1	24	96.0
AMER NATL RED CROSS-NATL HDQTR	Social services	42	28	14	33.3
AMER PRESIDENT LINES LTD	Water transportation	214	150	64	29.9
AMER RETAIL SYSTEMS INC	Wholesale trade-durable goods	23	19	4	17.4
AMER TIRE WAREHOUSE INC	Automotive dealers & gasoline service stations	67	62	5	7.5
AMERICAN ARCTIC CO	Mining and quarrying of nonmetallic minerals, except fuels	22	16	6	27.3
AMERICAN DIVERS INC	Business services	45	40	5	11.1
AMERICAN FAST FREIGHT INC	Motor freight transportation & warehousing	129	114	15	11.6
AMERICAN PEST MANAGEMENT	Business services	20	19	1	5.0
AMERICAN RED CROSS	Social services	34	30	4	11.8
AMERICAN SIGN & LIGHTING	Business services	44	38	6	13.6
AMERICAN TELECASTING INC	Communications	31	24	7	22.6
AMERICAN VILLAGE OF AK INC	Food stores	78	64	14	17.9
AMERICANS BEST CONTACTS & EYE	Miscellaneous retail	25	22	3	12.0
AMERIGAS PROPANE INC	Miscellaneous retail	36	33	3	8.3
AMF EAST 40 BOWL	Amusement & recreation services	88	73	15	17.0
AMTEC INC	Engineering, accounting research mgmt and related services	32	26	6	18.8
ANAKTUVUK PASS VILLAGE COUNCIL	Membership organizations	65	60	5	7.7
ANB GRAND CAMP SCHOLARSHIP	Amusement & recreation services	22	20	2	9.1
ANCH 5TH AVE KAY BEE TOY INC	Miscellaneous retail	35	27	8	22.9
ANCH CENTER FOR FAMILIES	Social services	100	94	6	6.0
ANCH CHRYSLER CENTER INC	Automotive dealers & gasoline service stations	222	200	22	9.9
ANCH COLD STORAGE CO INC	Wholesale trade-nondurable goods	319	298	21	6.6
ANCH COMM MENTAL HLTH SVC INC	Health services	254	238	16	6.3
ANCH COMMUN EDUC ADVISORY	Social services	29	22	7	24.1
ANCH COMMUNITY INTERNISTS	Health services	21	20	1	4.8
ANCH CONCERT ASSOC INC	Amusement & recreation services	71	58	13	18.3
ANCH CONV & VISITORS BUREAU	Membership organizations	109	100	9	8.3
ANCH DAILY NEWS INC	Printing, publishing and allied industries	876	778	98	11.2
ANCH DOOR & DOCK SVC	Construction-special trade contractors	21	14	7	33.3
ANCH ENTERPRISES INC	Construction-special trade contractors	73	60	13	17.8
ANCH EYE & CONTACT LENS CENTER	Miscellaneous retail	48	43	5	10.4
ANCH FRACTURE & ORTHOPEDIC CL	Health services	49	46	3	6.1
ANCH GYMNASSTICS ASSOCIATION	Amusement & recreation services	64	49	15	23.4
ANCH HILTON HOTEL	Hotels, rooming houses, camps and other lodging places	580	499	81	14.0
ANCH INN INC	Eating & drinking places	138	108	30	21.7
ANCH INTERNATIONAL INN	Hotels, rooming houses, camps and other lodging places	131	105	26	19.8
ANCH INVENTORY SERVICE	Business services	135	113	22	16.3
ANCH LANDSCAPING & MAINT	Agricultural services	24	19	5	20.8
ANCH LITERACY PROJECT	Educational services	20	19	1	5.0
ANCH MEDICAL & SURGICAL CLINIC	Health services	45	40	5	11.1
ANCH MONTESSORI SCHOOL IN	Social services	53	46	7	13.2
ANCH MOOSE LODGE #1534	Membership organizations	32	28	4	12.5

**Resident and Nonresident Workers by Firm-Alaska 1996  
Firms with 20 or More Workers**

Employer	Industry	Total Workers	Resident Workers	Nonresident Workers	Percent Nonresident
ANCH MUTUAL HOUSING ASSOC	Nondepository credit institutions	83	74	9	10.8
ANCH NEIGHBORHOOD HEALTH CTR	Health services	129	119	10	7.8
ANCH NISSAN INC	Automotive dealers & gasoline service stations	379	321	58	15.3
ANCH OPERA	Amusement & recreation services	34	30	4	11.8
ANCH PARKING AUTHORITY	Executive, legislative & general government except finance	80	78	2	2.5
ANCH PEDIATRIC GROUP	Health services	33	33	0	0.0
ANCH PRINTING INC	Printing, publishing and allied industries	46	41	5	10.9
ANCH RACQUET CLUB INC	Amusement & recreation services	92	84	8	8.7
ANCH REFUSE INC	Electric, gas & sanitary services	198	184	14	7.1
ANCH REPROGRAPHICS CENTER INC	Business services	34	31	3	8.8
ANCH ROOFING & CONTR INC	Construction-special trade contractors	72	60	12	16.7
ANCH SAND & GRAVEL CO INC	Mining and quarrying of nonmetallic minerals, except fuels	158	149	9	5.7
ANCH SCHOOL DISTRICT 9011	Educational services	8,100	7,741	359	4.4
ANCH SENIOR CENTER	Social services	52	46	6	11.5
ANCH SPORTS ASSOCIATION	Amusement & recreation services	21	19	2	9.5
ANCH SUPER 8 MOTEL	Hotels, rooming houses, camps and other lodging places	34	23	11	32.4
ANCH SYMPHONY ORCHESTRA INC	Amusement & recreation services	31	27	4	12.9
ANCH TANK & WELDING INC	Fabricated metal products except machinery and transportation ec	23	20	3	13.0
ANCH TRUE VALUE HARDWARE	Building materials, hardware, garden supply & mobile home deale	43	41	2	4.7
ANCH WOMENS CLINIC AT PROV LLC	Health services	30	29	1	3.3
ANCH YAMAHA INC	Automotive dealers & gasoline service stations	25	22	3	12.0
ANCH YOUTH HOSTEL AYH INC	Hotels, rooming houses, camps and other lodging places	24	13	11	45.8
ANCHOR HOUSE	Social services	22	17	5	22.7
ANCHOR RIVER INN INC	Hotels, rooming houses, camps and other lodging places	79	61	18	22.8
ANCHORAGE #2 ROYAL FORK BUFFET	Eating & drinking places	174	151	23	13.2
ANCHORAGE AUCTION COMPANY	Miscellaneous retail	21	17	4	19.0
ANCHORAGE RENT A CAR	Automotive repair, services & parking	97	79	18	18.6
ANDERS CACHE VLY CTR CHENA V	Food stores	23	18	5	21.7
ANDERSEN CONSULTING LLP	Engineering, accounting research mgmt and related services	25	24	1	4.0
ANDERSON BROTHERS CONSTRUCTION	Electric, gas & sanitary services	27	26	1	3.7
ANDERSON CITY OF	Executive, legislative & general government except finance	43	37	6	14.0
ANDERSON TUG & BARGE CO	Water transportation	28	26	2	7.1
ANDERSONS FIREWEED LODGE INC	Hotels, rooming houses, camps and other lodging places	21	15	6	28.6
ANDREAFSKI TOWNSITE WOMENS CLU	Amusement & recreation services	26	25	1	3.8
ANDY FRAIN SERVICES INC	Transportation by air	127	105	22	17.3
ANDYS	General merchandise stores	52	42	10	19.2
ANGELOS EXPRESS	Eating & drinking places	33	29	4	12.1
ANGOON CITY OF	Executive, legislative & general government except finance	68	60	8	11.8
ANGOON TRADING CO INC	General merchandise stores	52	50	2	3.8
ANIAK DAY CARE ASSN INC	Social services	21	21	0	0.0
ANITA SHOPS INC	Apparel & accessory stores	42	35	7	16.7
ANNABELLES INC	Eating & drinking places	90	52	38	42.2
ANNETTE ISLAND SCHOOL DIST	Educational services	141	126	15	10.6
ANVIK CITY OF	Executive, legislative & general government except finance	36	36	0	0.0
APOCALYPSE DESIGN INC	Apparel & accessory stores	31	23	8	25.8
APOLLO RESTAURANT & MARINA RES	Eating & drinking places	40	24	16	40.0
APPLIANCE SVC CTR INC	Miscellaneous repair services	30	22	8	26.7
APPLIED DATA TECHNOLOGY INC	Business services	24	21	3	12.5
APPLIED TECHNOLOGY ASSOCIATES	Engineering, accounting research mgmt and related services	54	51	3	5.6
APRIA HEALTHCARE INC	Business services	31	27	4	12.9
ARAMARK EDUCATIONAL GROUP INC	Eating & drinking places	232	175	57	24.6

**Resident and Nonresident Workers by Firm-Alaska 1996  
Firms with 20 or More Workers**

Employer	Industry	Total Workers	Resident Workers	Nonresident Workers	Percent Nonresident
ARAMARK LEISURE SVCS GROUP INC	Eating & drinking places	1,259	269	990	78.6
ARBYS DIMOND CNT	Eating & drinking places	78	70	8	10.3
ARC N SPARK WELDING INC	Miscellaneous repair services	24	20	4	16.7
ARC OF ANCHORAGE THE	Social services	354	305	49	13.8
ARCHDIOCESE OF ANCHORAGE	Membership organizations	81	72	9	11.1
ARCHTECH SERVICES INC	Construction-special trade contractors	21	18	3	14.3
ARCO AK INC	Oil and gas extraction	1,682	1,393	289	17.2
ARCO TRANSPORTATION AK INC	Pipelines, except natural gas	45	42	3	6.7
ARCTECH SERVICES	Construction-special trade contractors	36	31	5	13.9
ARCTIC ALIGN/LAST FRONTIER BAR	Eating & drinking places	20	14	6	30.0
ARCTIC BOWL/300 CLUB	Amusement & recreation services	51	47	4	7.8
ARCTIC BUILDERS SOURCE INC	Building materials, hardware, garden supply & mobile home deals	32	28	4	12.5
ARCTIC CAMPS & EQUIPMENT	Building materials, hardware, garden supply & mobile home deals	101	89	12	11.9
ARCTIC CATERING INC	Eating & drinking places	52	39	13	25.0
ARCTIC CIRCLE AIR SERVICE INC	Transportation by air	54	45	9	16.7
ARCTIC CIRCLE ENTS INC	Wholesale trade-durable goods	96	84	12	12.5
ARCTIC COURIERS INC	Transportation by air	32	29	3	9.4
ARCTIC ELECTRIC INC	Construction-special trade contractors	27	25	2	7.4
ARCTIC FLAME CANDLE CO	Miscellaneous retail	21	15	6	28.6
ARCTIC GEOSCIENCE INC	Miscellaneous services	22	17	5	22.7
ARCTIC GLAZING CONTRACTORS	Construction-special trade contractors	41	39	2	4.9
ARCTIC GYMNASTICS	Amusement & recreation services	62	51	11	17.7
ARCTIC GYMNASTICS CENTER	Amusement & recreation services	59	53	6	10.2
ARCTIC INSULATION INC	Construction-special trade contractors	25	19	6	24.0
ARCTIC INTL SERVICES INC	Building construction-general contractors and operative builders	25	21	4	16.0
ARCTIC OFFICE MACHINES CO INC	Wholesale trade-nondurable goods	119	106	13	10.9
ARCTIC PIZZA	Eating & drinking places	44	25	19	43.2
ARCTIC RECREATIONAL DIST INC	Wholesale trade-durable goods	46	44	2	4.3
ARCTIC ROADRUNNER INC THE	Eating & drinking places	57	54	3	5.3
ARCTIC ROSE CONSTRUCTION	Business services	70	63	7	10.0
ARCTIC SLOPE INSPECTION SVCS	Oil and gas extraction	108	71	37	34.3
ARCTIC SLOPE NATIVE ASSOC LTD	Membership organizations	94	81	13	13.8
ARCTIC SLOPE REGIONAL CORP	Holding & other investment offices	136	126	10	7.4
ARCTIC SLOPE TEL ASSOC COOP	Communications	33	26	7	21.2
ARCTIC STAR DISTRIBUTING INC	Wholesale trade-nondurable goods	21	19	2	9.5
ARCTIC SUN DISTRIBUTORS INC	Wholesale trade-nondurable goods	26	23	3	11.5
ARCTIC SUPPLY CO INC	Wholesale trade-durable goods	38	37	1	2.6
ARCTIC SURVEYS	Engineering, accounting research mgmt and related services	21	19	2	9.5
ARCTIC VALLEY ELECTRIC LLC	Construction-special trade contractors	22	16	6	27.3
ARDINGERS STUDIO THE HOUSE OF	Miscellaneous retail	36	27	9	25.0
ARETE CONSTRUCTION CORP	Heavy construction other than building construction-contractors	53	46	7	13.2
ARG ENTERPRISES INC	Eating & drinking places	215	174	41	19.1
ARMADILLO TEXMEX CAFE	Eating & drinking places	37	21	16	43.2
ARMSTRONG KETA INC	Fishing, hunting and trapping	24	16	8	33.3
ARNELL ICM CO	Building construction-general contractors and operative builders	29	27	2	6.9
ARROW CONSTRUCTION	Construction-special trade contractors	33	20	13	39.4
ARROW REFUSE INC	Motor freight transportation & warehousing	48	28	20	41.7
ARROW TRANSPORTATION INT INC	Motor freight transportation & warehousing	62	56	6	9.7
ARROWHEAD TAXI	Local & suburban transit & interurban highway passenger transport	26	21	5	19.2
ARROWHEAD TRANSFER INC	Motor freight transportation & warehousing	129	126	3	2.3
ART SERVICES NORTH	Business services	27	26	1	3.7

**Resident and Nonresident Workers by Firm-Alaska 1996  
Firms with 20 or More Workers**

Employer	Industry	Total Workers	Resident Workers	Nonresident Workers	Percent Nonresident
ARTIQUE LIMITED	Miscellaneous retail	26	22	4	15.4
ASBESTOS REMVL SPEC OF AK INC	Construction-special trade contractors	35	29	6	17.1
ASC PAC INC	Fabricated metal products except machinery and transportation ec	25	23	2	8.0
ASCG INC	Engineering, accounting research mgmt and related services	205	177	28	13.7
ASEA/AFSCME LOCAL 52	Membership organizations	23	23	0	0.0
ASIA GARDEN	Eating & drinking places	27	19	8	29.6
ASKINUK MISC RETAIL STORE	General merchandise stores	41	38	3	7.3
ASP SVEND	Wholesale trade-nondurable goods	31	13	18	58.1
ASPLUND SUPPLY INC	Wholesale trade-durable goods	36	31	5	13.9
ASPLUNDH TREE EXPERT CO	Agricultural services	20	20	0	0.0
ASRC CONTRACTING CO INC	Heavy construction other than building construction-contractors	43	35	8	18.6
ASSOC OF VILLAGE COUNCIL PRES	Membership organizations	319	314	5	1.6
ASSOCIATED BUILDERS INC	Building construction-general contractors and operative builders	27	20	7	25.9
ATHABASCAN TRIBAL GOVNT COUNCI	Membership organizations	133	125	8	6.0
ATKA CITY OF	Executive, legislative & general government except finance	21	19	2	9.5
ATKA PRIDE SEAFOODS INC	Food and kindred products	37	31	6	16.2
ATKINSON CONWAY GAGNON	Legal services	29	28	1	3.4
ATLANTIC RICHFIELD COMPANY	Oil and gas extraction	445	284	161	36.2
ATLAS AK INC	Wholesale trade-nondurable goods	43	26	17	39.5
ATMAUTLUAK LIMITED	General merchandise stores	27	27	0	0.0
ATMAUTLUAK TRADITIONAL COUNCIL	Membership organizations	47	46	1	2.1
ATMAUTLUAK WATER & SEWER PROJ	Heavy construction other than building construction-contractors	32	31	1	3.1
ATQASUK CORPORATION	Holding & other investment offices	35	34	1	2.9
AUDIO VIDEO INC	Wholesale trade-durable goods	33	29	4	12.1
AUK NU MARINE SVCS LLC	Water transportation	24	20	4	16.7
AURORA ANIMAL CLINIC INC	Agricultural services	24	20	4	16.7
AURORA ELECTRIC INC	Construction-special trade contractors	131	117	14	10.7
AURORA EXPRESS	Motor freight transportation & warehousing	35	31	4	11.4
AURORA KEYBOARDS SALES INC	Home furniture, furnishings & equipment stores	21	15	6	28.6
AURORA OLDSMOBILE PONTIAC GMC	Automotive dealers & gasoline service stations	79	70	9	11.4
AURORA PAINTING	Construction-special trade contractors	58	48	10	17.2
AURORA TRANSPORTATION SVC/TOWI	Automotive repair, services & parking	35	30	5	14.3
AUTHENTIC AK CRAFT INC	Miscellaneous retail	30	28	2	6.7
AUTO SERVICES CO INC	Automotive dealers & gasoline service stations	90	83	7	7.8
AVALON DEVELOPMENT CORP	Miscellaneous services	28	21	7	25.0
AVCP HOUSING AUTHORITY	Real estate	426	414	12	2.8
AWARE SHELTER INC	Social services	53	43	10	18.9
AZACHOROK INC	Holding & other investment offices	41	35	6	14.6
B C D CONSTRUCTION INC	Building construction-general contractors and operative builders	23	18	5	21.7
B CALM INC	Automotive repair, services & parking	20	17	3	15.0
B E T INC	Eating & drinking places	26	22	4	15.4
B P O ELKS 1551	Membership organizations	33	26	7	21.2
B P O ELKS 1595	Membership organizations	25	25	0	0.0
B&B CERTIFIED WELDING INC	Miscellaneous repair services	24	17	7	29.2
B&B JANITORIAL	Business services	34	31	3	8.8
B&C SUPPLY STORES/AK AUTO INC	Wholesale trade-durable goods	179	166	13	7.3
B&D ESPRESSO	Eating & drinking places	20	15	5	25.0
B&M INC	Eating & drinking places	76	70	6	7.9
B-B MANAGEMENT GROUP	Health services	20	19	1	5.0
BABBAGES	Home furniture, furnishings & equipment stores	30	26	4	13.3
BABS 5TH AVENUE BAKERY	Food stores	28	24	4	14.3

**Resident and Nonresident Workers by Firm-Alaska 1996  
Firms with 20 or More Workers**

Employer	Industry	Total Workers	Resident Workers	Nonresident Workers	Percent Nonresident
BACARS	Eating & drinking places	20	11	9	45.0
BACK DOOR LOUNGE	Eating & drinking places	26	21	5	19.2
BADGER DEN INC	Eating & drinking places	28	22	6	21.4
BAGEL FACTORY INC THE	Eating & drinking places	44	33	11	25.0
BAGOYS FLORIST INC	Miscellaneous retail	35	28	7	20.0
BAIRE INC	Business services	53	35	18	34.0
BAKE SHOP THE	Eating & drinking places	46	35	11	23.9
BAKER AVIATION INC	Transportation by air	101	85	16	15.8
BAKER HUGHES OILFIELD OPERATIO	Wholesale trade-durable goods	94	51	43	45.7
BAKERY RESTAURANT INC THE	Eating & drinking places	62	50	12	19.4
BAMBOO RESTAURANT INC THE	Eating & drinking places	28	19	9	32.1
BANK OF AMERICA ALASKA	Depository institutions	209	192	17	8.1
BANKSTON & MCCOLLUM PC	Legal services	27	25	2	7.4
BAR B Q P. THE	Eating & drinking places	45	35	10	22.2
BARABARA CONSTRUCTION CO	Building construction-general contractors and operative builders	24	22	2	8.3
BARNES & NOBLE SUPERSTORES INC	Miscellaneous retail	126	93	33	26.2
BARNEY & BERGLIN INC	Building construction-general contractors and operative builders	134	112	22	16.4
BAROID DRILLING FLUIDS INC	Oil and gas extraction	70	47	23	32.9
BARRATT INNS INC	Hotels, rooming houses, camps and other lodging places	187	160	27	14.4
BARROW CITY OF	Executive, legislative & general government except finance	135	117	18	13.3
BARROW NATIVE VILLAGE OF	Membership organizations	54	49	5	9.3
BARROW UTILITIES & ELEC COOP	Electric, gas & sanitary services	83	75	8	9.6
BARTLETT MEMORIAL HOSPITAL	Health services	360	327	33	9.2
BASKIN ROBBINS	Eating & drinking places	23	18	5	21.7
BASKIN ROBBINS #8040	Eating & drinking places	21	17	4	19.0
BASKIN ROBBINS #8045	Eating & drinking places	27	21	6	22.2
BASKIN ROBBINS 8045	Nonclassifiable establishments	25	19	6	24.0
BAUGH CONSTRUCTION & ENGR CO	Building construction-general contractors and operative builders	62	58	4	6.5
BAXTER BRUCE A BRAND	Legal services	20	17	3	15.0
BAYSHORE OWNERS ASSN	Membership organizations	44	43	1	2.3
BC EXCAVATING INC	Construction-special trade contractors	31	29	2	6.5
BEACHY CONSTRUCTION INC	Building construction-general contractors and operative builders	33	26	7	21.2
BEANS CAFE INC	Social services	34	27	7	20.6
BEAR PAW COFFEE COMPANY	Eating & drinking places	24	17	7	29.2
BEAUTY BAY AK CORP	Food and kindred products	34	6	28	82.4
BEAVER LAKE TRAIL RIDES	Amusement & recreation services	30	10	20	66.7
BEAVER SPORTS	Miscellaneous retail	95	74	21	22.1
BEAVER VILLAGE COUNCIL	Membership organizations	46	45	1	2.2
BEEHIVE MINING CORP	Metal mining	22	0	22	100.0
BEESON PLUMBING INC	Construction-special trade contractors	22	20	2	9.1
BEK INC	Construction-special trade contractors	78	67	11	14.1
BEKINS MOVING & STORAGE CO INC	Motor freight transportation & warehousing	43	38	5	11.6
BELARDE BROS CONCRETE CO	Construction-special trade contractors	56	43	13	23.2
BELLA VISTA PIZZERIA & RESTAUR	Eating & drinking places	36	29	7	19.4
BEN A THOMAS INC AK DIVISION	Lumber and wood products, except furniture	298	109	189	63.4
BEN FRANKLIN CRAFTS #5611	Miscellaneous retail	27	24	3	11.1
BEN FRANKLIN STORE	General merchandise stores	20	20	0	0.0
BEN LOMOND INC	Real estate	59	50	9	15.3
BENJAMINS STORE INC	Food stores	50	39	11	22.0
BENTHEIMER ENGIN OF AK INC	Engineering, accounting research mgmt and related services	35	17	18	51.4
BERING AIR INCORPORATED	Transportation by air	80	70	10	12.5

**Resident and Nonresident Workers by Firm-Alaska 1996**  
**Firms with 20 or More Workers**

Employer	Industry	Total Workers	Resident Workers	Nonresident Workers	Percent Nonresident
BERING PACIFIC/RED SAMM CONST	Heavy construction other than building construction-contractors	24	15	9	37.5
BERING SEA ANIMAL CLINIC	Agricultural services	38	35	3	7.9
BERING SEA FISHERIES INC	Food and kindred products	89	66	23	25.8
BERING SEA REINDEER PRODUCTS	Food and kindred products	76	74	2	2.6
BERING SEA WOMENS GROUP	Social services	30	23	7	23.3
BERING STRAIT SCHOOL DIST	Educational services	927	878	49	5.3
BERING STRAITS DEVELOP CORP	Real estate	36	31	5	13.9
BERING STRAITS REG HOUS AUTH	Administration of environmental quality & housing programs	108	98	10	9.3
BESC/NCI JV	Heavy construction other than building construction-contractors	48	41	7	14.6
BEST FRIENDS DAY CARE	Social services	23	20	3	13.0
BEST JANITORIAL SERVICE THE	Business services	32	11	21	65.6
BEST TRANSIT MIX INC	Stone, clay, glass and concrete products	31	26	5	16.1
BEST WESTERN LAKE LUCILLE INN	Hotels, rooming houses, camps and other lodging places	189	161	28	14.8
BEST WN BIDARKA INN/BELUGA LAK	Hotels, rooming houses, camps and other lodging places	88	65	23	26.1
BETHCO CONSOLIDATED INC	Motor freight transportation & warehousing	115	101	14	12.2
BETHEL BROADCASTING INC	Communications	73	63	10	13.7
BETHEL CITY OF	Executive, legislative & general government except finance	149	133	16	10.7
BETHEL COMMUNITY SVC INC	Social services	134	119	15	11.2
BETHEL FAMILY CLINIC	Health services	21	14	7	33.3
BETHEL GROUP HOME INC	Social services	31	22	9	29.0
BETHEL NATIVE CORPORATION	Holding & other investment offices	24	21	3	12.5
BETHEL UTILITIES CORP INC	Electric, gas & sanitary services	22	20	2	9.1
BETTER BUS BUREAU OF AK INC	Membership organizations	32	28	4	12.5
BETTLES LODGE INC	Wholesale trade-nondurable goods	20	10	10	50.0
BETTY ELIASON CHILD CARE CENTE	Social services	35	26	9	25.7
BICKNELL INC	Construction-special trade contractors	93	84	9	9.7
BICYCLE SHOP INC THE	Miscellaneous retail	25	20	5	20.0
BIDS DIVERSIFY SERVICE	Eating & drinking places	22	21	1	4.5
BIG BROTHERS BIG SISTERS INC	Social services	59	43	11	18.6
BIG DIPPER	Automotive repair, services & parking	21	21	0	0.0
BIG G ELEC & ENGINEERING INC	Construction-special trade contractors	36	31	5	13.9
BIG JOHNS OF SOLDOTNA INC	Automotive dealers & gasoline service stations	28	25	3	10.7
BIG LAKE SUPER STORE	General merchandise stores	44	37	7	15.9
BIG LAKE VETERINARY CLINIC	Agricultural services	21	17	4	19.0
BIG M CORPORATION	Heavy construction other than building construction-contractors	33	27	6	18.2
BIG SKY FIRE PROTECTION INC	Construction-special trade contractors	49	43	6	12.2
BIG STATE LOGISTICS INC	Miscellaneous retail	42	40	2	4.8
BIG THREE LINCOLN ALASKA INC	Wholesale trade-durable goods	47	47	0	0.0
BIG WAYNES SERVICES	Construction-special trade contractors	31	26	5	16.1
BILLS DISTRIBUTING INC	Wholesale trade-nondurable goods	63	55	8	12.7
BINGLE MEMORIAL CAMP	Hotels, rooming houses, camps and other lodging places	20	12	8	40.0
BIRCH HORTON BITTNER & CHEROT	Legal services	68	57	11	16.2
BIRDS ETC	Miscellaneous retail	37	31	6	16.2
BJ SERVICES COMPANY USA	Oil and gas extraction	73	21	52	71.2
BLACK ANGUS INN INC	Hotels, rooming houses, camps and other lodging places	24	21	3	12.5
BLACK ANGUS STEAK HOUSE	Eating & drinking places	31	27	4	12.9
BLACK GOLD EXPRESS	Motor freight transportation & warehousing	34	28	6	17.6
BLACK GOLD INSULATION	Construction-special trade contractors	31	29	2	6.5
BLAZY CONSTRUCTION	Building construction-general contractors and operative builders	52	47	5	9.6
BLOCKBUSTER VIDEO	Motion pictures	331	271	60	18.1
BLOMFIELD COMPANY THE	Building construction-general contractors and operative builders	28	25	3	10.7

**Resident and Nonresident Workers by Firm-Alaska 1996  
Firms with 20 or More Workers**

Employer	Industry	Total Workers	Resident Workers	Nonresident Workers	Percent Nonresident
BLONDIES CAFE	Eating & drinking places	31	17	14	45.2
BLOOD BANK OF AK INC	Health services	52	41	11	21.2
BLUE WAVE SEAFOODS INC	Food and kindred products	162	2	160	98.8
BMJ ENTERPRISES	Business services	51	43	8	15.7
BNC INTERNATIONAL INC	Construction-special trade contractors	22	20	2	9.1
BNO MAINT CO	Business services	20	14	6	30.0
BOARD OF TRADE INC	Building construction-general contractors and operative builders	32	29	3	9.4
BOARDLINE INC	Miscellaneous retail	27	24	3	11.1
BOARDWALK WILDERNESS LODGE	Hotels, rooming houses, camps and other lodging places	23	15	8	34.8
BOART LONGYEAR COMPANY	Metal mining	83	52	31	37.3
BOAT COMPANY LTD THE	Amusement & recreation services	27	3	24	88.9
BOBS DISTRIBUTING CO INC	Wholesale trade-nondurable goods	69	61	8	11.6
BOBS PAWN SHOP II IC	Miscellaneous retail	68	60	8	11.8
BOBS SERVICES INC	Miscellaneous repair services	42	37	5	11.9
BODYWORKS FITNESS CENTER INC	Amusement & recreation services	27	21	6	22.2
BOGLE & GATES P L L C	Legal services	52	46	6	11.5
BOMBAY HOUSE	Eating & drinking places	30	27	3	10.0
BONANZA COUNTRY STORE	Automotive dealers & gasoline service stations	64	59	5	7.8
BONANZA LODGE	Hotels, rooming houses, camps and other lodging places	48	37	11	22.9
BONIFACE BINGO	Amusement & recreation services	44	37	7	15.9
BONIFACE CHEVRON	Automotive dealers & gasoline service stations	22	20	2	9.1
BORDERS INC	Miscellaneous retail	116	96	20	17.2
BOREALIS MOVING & STORAGE INC	Motor freight transportation & warehousing	109	100	9	8.3
BORG-WARNER PROT SERVICES CORP	Business services	77	62	15	19.5
BOSCOS	Miscellaneous retail	60	55	5	8.3
BOSLOUGH CONSTRUCTION INC	Building construction-general contractors and operative builders	95	83	12	12.6
BOUNDS ELECTRIC & ENTERPRISES	Construction-special trade contractors	30	25	5	16.7
BOWERS OFFICE PRODUCTS INC	Wholesale trade-durable goods	67	54	13	19.4
BOWHEAD INC	Motion pictures	25	22	3	12.0
BOX OFFICE VIDEO	Motion pictures	72	58	14	19.4
BOYER TOWING INC	Water transportation	115	66	49	42.6
BOYS & GIRLS CLUBS OF AK	Membership organizations	111	96	15	13.5
BP EXPLORATION ALASKA INC	Oil and gas extraction	1,411	920	491	34.8
BRADLEY COMMUNICATIONS INC	Business services	41	38	3	7.3
BRADY & COMPANY	Insurance agents, brokers & service	54	53	1	1.9
BREAKWATER INN INC	Hotels, rooming houses, camps and other lodging places	108	82	26	24.1
BRECHAN ENTERPRISES INC	Heavy construction other than building construction-contractors	67	63	4	6.0
BREEZE IN CORPORATION	Miscellaneous retail	65	53	12	18.5
BREVIG MISSION CITY COUNCIL	Executive, legislative & general government except finance	44	43	1	2.3
BREWS BROTHER THE LLC	Eating & drinking places	194	149	45	23.2
BREWSTERS DEPT STORE INC	General merchandise stores	44	32	12	27.3
BRICE INC	Heavy construction other than building construction-contractors	103	89	14	13.6
BRIDGESTONE/FIRESTONE INC	Wholesale trade-durable goods	21	20	1	4.8
BRIGHT STAR CLEANING SVC	Business services	23	16	7	30.4
BRISTOL BAY AREA HEALTH CORP	Health services	143	402	41	9.3
BRISTOL BAY BOROUGH	Executive, legislative & general government except finance	78	72	6	7.7
BRISTOL BAY BOROUGH SCHOOL	Educational services	130	114	16	12.3
BRISTOL BAY CONTRACTORS INC	Motor freight transportation & warehousing	45	24	21	46.7
BRISTOL BAY HOUSING AUTHORITY	Real estate	107	104	3	2.8
BRISTOL BAY LODGE INC	Hotels, rooming houses, camps and other lodging places	34	3	31	91.2
BRISTOL BAY NATIVE ASSOC	Membership organizations	384	372	12	3.1

**Resident and Nonresident Workers by Firm-Alaska 1996  
Firms with 20 or More Workers**

Employer	Industry	Total Workers	Resident Workers	Nonresident Workers	Percent Nonresident
BRISTOL BAY NATIVE CORP INC	Holding & other investment offices	25	25	0	0.0
BRISTOL BAY TELEPHONE COOP INC	Communications	26	20	6	23.1
BRISTOL ENVIRONMENTAL SVC CORP	Engineering, accounting research mgmt and related services	22	20	2	9.1
BRISTOL INN	Hotels, rooming houses, camps and other lodging places	24	23	1	4.2
BROMAR INC	Wholesale trade-nondurable goods	40	38	2	5.0
BROOKS RANGE SUPPLY INC	Wholesale trade-durable goods	24	16	8	33.3
BROWN & HAWKINS CORP	Apparel & accessory stores	21	14	7	33.3
BROWN & ROOT SVC	Engineering, accounting research mgmt and related services	35	35	0	0.0
BROWN & SONS AUTO PARTS INC	Automotive dealers & gasoline service stations	144	121	23	16.0
BROWN JUG INC	Miscellaneous retail	272	208	64	23.5
BROWNING TIMBER OF AK INC	Lumber and wood products, except furniture	228	124	104	45.6
BROWNS BUSLINE INC	Local & suburban transit & interurban highway passenger transport	37	33	4	10.8
BROWNS ELECTRICAL SUPPLY CO INC	Wholesale trade-durable goods	113	100	13	11.5
BRUCE L SAHAKIAN DMD	Health services	25	20	5	20.0
BTL PAYROLL INC	Engineering, accounting research mgmt and related services	44	40	4	9.1
BUCKLAND CITY COUNCIL	Executive, legislative & general government except finance	67	65	2	3.0
BUCKLAND NATIVE STORE	General merchandise stores	53	52	1	1.9
BUDGET RENT A CAR OF AK	Automotive repair, services & parking	59	49	10	16.9
BUGGY BANYA	Automotive dealers & gasoline service stations	27	26	1	3.7
BUILDERS BLOCK INC	Stone, clay, glass and concrete products	42	36	6	14.3
BUILDERS MILLWORK & SUPPLY INC	Building materials, hardware, garden supply & mobile home dealers	23	21	2	8.7
BUILDERS SERVICES INC	Heavy construction other than building construction-contractors	31	28	3	9.7
BULLWINKLES PIZZA PARLOR INC	Eating & drinking places	134	105	29	21.6
BUNKER & BUNKER	Local & suburban transit & interurban highway passenger transport	28	28	0	0.0
BURGER KING	Eating & drinking places	1,339	1,058	281	21.0
BURKESHORE MARINA INC	Automotive dealers & gasoline service stations	26	24	2	7.7
BURLINGTON COAT FACTORY WAREHOUSE	Apparel & accessory stores	310	242	68	21.9
BURLINGTON ENVIRONMENTAL	Engineering, accounting research mgmt and related services	33	31	2	6.1
BURR PEASE & KURTZ INC	Legal services	23	23	0	0.0
BUSH PAINTING INC	Construction-special trade contractors	48	38	10	20.8
BUSH PILOT RESTAURANT & LOUNGE	Eating & drinking places	37	32	5	13.5
BUSH TELL INC	Communications	35	34	1	2.9
BUSKIN RIVER INN INC	Hotels, rooming houses, camps and other lodging places	77	64	13	16.9
BUY N PACK SEAFOODS INC	Food and kindred products	32	20	12	37.5
BUZZ ROHLFING INC	Business services	24	20	4	16.7
BV INC	Eating & drinking places	214	114	100	46.7
BW/IP INTERNATIONAL INC	Miscellaneous repair services	20	18	2	10.0
BYERLY & KOCH CONSTRUCTION INC	Heavy construction other than building construction-contractors	25	24	1	4.0
BYRON BROTHERS CUTTING	Lumber and wood products, except furniture	31	19	12	38.7
C I C INC	Heavy construction other than building construction-contractors	29	28	1	3.4
C R ENTERPRISES	Automotive dealers & gasoline service stations	29	21	8	27.6
C R LEWIS COMPANY INC	Construction-special trade contractors	46	44	2	4.3
C&C CUSTODIAL INC	Business services	42	35	7	16.7
C&E BRADLEYS INC	Motor freight transportation & warehousing	26	20	6	23.1
C-XPRESS CORP	Motor freight transportation & warehousing	76	63	13	17.1
CACHE R US	Miscellaneous retail	20	13	7	35.0
CAFE CUPS	Eating & drinking places	27	23	4	14.8
CAFE DE PAR	Eating & drinking places	20	16	4	20.0
CAFE DE PARIS	Eating & drinking places	23	16	7	30.4
CAFE DEL MUNDO	Eating & drinking places	84	71	13	15.5
CAFE FONTE COFFEE COMPANY	Food stores	37	32	5	13.5

**Resident and Nonresident Workers by Firm-Alaska 1996  
Firms with 20 or More Workers**

Employer	Industry	Total Workers	Resident Workers	Nonresident Workers	ABM CC Nonresident
CAFE OF THE LYON FAMILY	Eating & drinking places	37	31	6	16.2
CAL WORTHINGTON FORD INC	Automotive dealers & gasoline service stations	326	290	36	11.0
CALISTA CORPORATION	Holding & other investment offices	130	121	9	6.9
CALL EARL 1	Automotive dealers & gasoline service stations	90	73	17	18.9
CAMAI CHILDCARE INC	Social services	35	28	7	20.0
CAMAI MEDICAL PROVIDERS	Health services	20	16	4	20.0
CAMCO INTERNATIONAL INC	Oil and gas extraction	155	136	19	12.3
CAMELOT MUSIC INC	Home furniture, furnishings & equipment stores	33	27	6	18.2
CAMERON PLUMBING & HEATING INC	Construction-special trade contractors	45	38	7	15.6
CAMP FIRE AK COUNCIL	Membership organizations	425	356	69	16.2
CAMPBELL HOUSE RESTAURANT	Eating & drinking places	20	13	7	35.0
CAMPBELL TOWING CO INC	Water transportation	59	41	18	30.5
CAMFOBELLO INC	Eating & drinking places	20	19	1	5.0
CAN AK TRADING CO	General merchandise stores	21	14	7	33.3
CANNERY ROW INC	Food and kindred products	42	22	20	47.6
CAPE FOX CORPORATION	Holding & other investment offices	143	132	11	7.7
CAPE SMYTHE AIR SERVICE INC	Transportation by air	159	137	22	13.8
CAPITAL GLASS CO INC	Construction-special trade contractors	37	34	3	8.1
CAPITAL OFFICE SUPPLY	Wholesale trade-durable goods	91	75	16	17.6
CAPITOL COMM BROADCASTING INC	Communications	54	50	4	7.4
CAPTAIN COOK HOTEL THE	Hotels, rooming houses, camps and other lodging places	549	499	50	9.1
CAPTAINS CHOICE INC	Hotels, rooming houses, camps and other lodging places	25	23	2	8.0
CAPTAINS GALLEY	Eating & drinking places	36	29	7	19.4
CAPTAINS TABLE	Eating & drinking places	20	16	4	20.0
CARENET INC	Private households	32	27	5	15.6
CARGO SERVICES CO	Water transportation	353	161	192	54.4
CARIBOU CAFE	Eating & drinking places	49	38	11	22.4
CARLILE ENTERPRISES INC.	Motor freight transportation & warehousing	366	318	48	13.1
CARLOS FINE MEXICAN RESTAURANT	Eating & drinking places	22	11	11	50.0
CARLOS TREE SERVICE INC	Agricultural services	41	36	5	12.2
CARLS BAYVIEW INN	Hotels, rooming houses, camps and other lodging places	28	23	5	17.9
CARLS INC	General merchandise stores	34	33	1	2.9
CARLSON SEAFOODS	Food and kindred products	37	14	23	62.2
CARR GOTTSTEIN FOODS CO	Food stores	5,505	4,799	706	12.8
CARR GOTTSTEIN PROP A PTRSHP	Real estate	20	15	5	25.0
CARTER & CARTER ENTERPRISES IN	Forestry	36	6	30	83.3
CASCADE CONVENIENCE CTR	Miscellaneous retail	26	19	7	26.9
CASCADE TRANS AK JV	Nonclassifiable establishments	21	18	3	14.3
CASH BARNER ARCHITECTS INC	Engineering, accounting research mgmt and related services	31	26	5	16.1
CASH BARNER USHER ARCHITECTS	Engineering, accounting research mgmt and related services	22	20	2	9.1
CASTLE	Eating & drinking places	71	63	8	11.3
CASTLE RESIDENCE INNS INC	Nonclassifiable establishments	28	22	6	21.4
CASTLETON ENTERPRISES INC	Business services	24	21	3	12.5
CATHOLIC BISHOP OF JUNEAU	Membership organizations	47	42	5	10.6
CATHOLIC BISHOP OF NRN ALASKA	Membership organizations	139	131	8	5.8
CATHOLIC COMMUNITY SVC INC	Social services	229	208	21	9.2
CATHOLIC SOCIAL SERVICES INC	Social services	153	140	13	8.5
CAVE ELECTRIC INC	Construction-special trade contractors	74	60	14	18.9
CBI GENERAL CONTRACTORS	Building construction-general contractors and cooperative builders	24	16	8	33.3
CCI INC	Oil and gas extraction	141	100	41	29.1
CDC/TAG	Business services	164	138	26	15.9

**Resident and Nonresident Workers by Firm-Alaska 1996  
Firms with 20 or More Workers**

Employer	Industry	Total Workers	Resident Workers	Nonresident Workers	Percent Nonresident
CECIL INC	Eating & drinking places	113	84	29	25.7
CEDAR MANAGEMENT INC	Engineering, accounting research mgmt and related services	43	33	10	23.3
CEDARS	Miscellaneous retail	40	28	12	30.0
CEM LEASING INC	Miscellaneous retail	170	148	22	12.9
CENT PENIN COUNSELING SVCS	Health services	143	124	19	13.3
CENTER BOWL	Amusement & recreation services	52	47	5	9.6
CENTER FOR COMMUNITY	Social services	170	151	19	11.2
CENTRAL COUN TLINGIT & HAIDA	Holding & other investment offices	234	222	12	5.1
CENTRAL ENVIRONMENTAL INC	Construction-special trade contractors	85	78	7	8.2
CENTRAL PENINSULA GENERAL HOSP	Health services	345	322	23	6.7
CENTRAL PENINSULA SUBWAY INC	Eating & drinking places	60	54	6	10.0
CENTRAL PLUMBING & HEATING INC	Construction-special trade contractors	69	63	6	8.7
CENTRAL RENTS INC	Business services	25	22	3	12.0
CH2M HILL INC	Engineering, accounting research mgmt and related services	49	48	1	2.0
CHAIR FIVE INC	Eating & drinking places	51	26	25	49.0
CHALLENGE AK	Amusement & recreation services	21	21	0	0.0
CHANDLER PLUMBING & HEATING INC	Construction-special trade contractors	39	33	6	15.4
CHANNEL CLUB INC	Eating & drinking places	26	19	7	26.9
CHANNEL CONSTRUCTION INC	Heavy construction other than building construction-contractors	56	48	8	14.3
CHANNEL ELECTRIC INC	Construction-special trade contractors	31	26	5	16.1
CHANNEL SANITATION CORP	Electric, gas & sanitary services	42	41	1	2.4
CHARTER COLLEGE/PRUDHOE BAY JO	Educational services	90	87	3	3.3
CHARTER NORTH HOSPITAL INC	Health services	164	151	13	7.9
CHARTER NORTH STAR BEHAVIORAL	Engineering, accounting research mgmt and related services	211	194	17	8.1
CHATHAM SCHOOL DISTRICT	Educational services	195	172	23	11.8
CHAZ LTD	Automotive repair, services & parking	51	39	12	23.5
CHEFARNRMUTE INC	Holding & other investment offices	37	36	1	2.7
CHEFORNAK CITY OF	Executive, legislative & general government except finance	34	33	1	2.9
CHEFS INN	Eating & drinking places	62	45	17	27.4
CHELATNA LAKE LODGE	Hotels, rooming houses, camps and other lodging places	26	22	4	15.4
CHEMEX LABS INC	Engineering, accounting research mgmt and related services	27	17	10	37.0
CHEMTRACK SERVICE GROUP BETHEL	Electric, gas & sanitary services	22	13	9	40.9
CHEN MONG INC	Eating & drinking places	31	21	10	32.3
CHENEGA BAY IRA COUNCIL	Membership organizations	28	25	3	10.7
CHENEGA CORPORATION	Holding & other investment offices	29	23	6	20.7
CHERRIER & KING & INLET TOWERS	Hotels, rooming houses, camps and other lodging places	159	132	27	17.0
CHESTER VALLEY VET HOSP INC	Agriculture services	20	18	2	10.0
CHEVAK CITY OF	Executive, legislative & general government except finance	51	50	1	2.0
CHEVAK COMPANY STORE	General merchandise stores	46	42	4	8.7
CHEVAK TRADITIONAL COUNCIL	Membership organizations	76	74	2	2.6
CHEVAK WATER & SEWER PROJECT	Heavy construction other than building construction-contractors	24	24	0	0.0
CHEVRON STATIONS INC	Food stores	49	46	3	6.1
CHEZ RITZ	Personal services	30	28	2	6.7
CHI OF ALASKA INC	Insurance agents, brokers & service	23	22	1	4.3
CHIGNIK CITY OF	Executive, legislative & general government except finance	35	29	6	17.1
CHIGNIK LAKE VILLAGE COUNCIL	Membership organizations	28	24	4	14.3
CHIGNIK PRIDE FISHERIES	Food and kindred products	115	5	110	95.7
CHILDRENS CLINIC INC THE	Health services	20	18	2	10.0
CHILDRENS COMMUNITY CTR INC	Social services	22	21	1	4.5
CHILKAT ELECTRICAL CONST INC	Construction-special trade contractors	39	34	5	12.8
CHILKAT GUIDES LTD	Amusement & recreation services	67	25	42	62.7

**Resident and Nonresident Workers by Firm-Alaska 1996  
Firms with 20 or More Workers**

Employer	Industry	Total Workers	Resident Workers	Nonresident Workers	Percent Nonresident
CHILKAT INDIAN VILLAGE	Membership organizations	23	20	3	13.0
CHILKOOT CHARLIES	Eating & drinking places	166	136	30	18.1
CHILKOOT GARDENS INC	Miscellaneous retail	28	21	7	25.0
CHILLYS RESTAURANT	Eating & drinking places	37	32	5	13.5
CHIMES SCHOOL INC	Social services	73	56	17	23.3
CHINA AIRLINES	Transportation by air	26	14	12	46.2
CHINA LIGHTS RESTAURANT	Eating & drinking places	31	26	5	16.1
CHINOOKS	Eating & drinking places	34	17	17	50.0
CHINURUK INC	General merchandise stores	24	24	0	0.0
CHISTOCHINA VILLAGE COUNCIL	Membership organizations	20	19	1	5.0
CHITINA NATIVE CORPORATION	Holding & other investment offices	24	23	1	4.2
CHITINA VILLAGE COUNCIL	Membership organizations	37	37	0	0.0
CHOCOLATE CHIPPERY	Food stores	22	15	7	31.8
CHOCOLATE PARTNERS	Food stores	28	25	3	10.7
CHUCK E CHEESE	Eating & drinking places	217	176	41	18.9
CHUCK EGGENER CONSULTING ENGR	Engineering, accounting research mgmt and related services	24	20	4	16.7
CHUCK HIGGINS CO	Real estate	20	17	3	15.0
CHUCKS BACKHOE INC	Construction-special trade contractors	22	14	8	36.4
CHUGACH AK CORP	Holding & other investment offices	40	37	3	7.5
CHUGACH DEVELOPMENT CORP INC	Engineering, accounting research mgmt and related services	117	70	47	40.2
CHUGACH ELECTRIC ASSN INC	Electric, gas & sanitary services	440	423	17	3.9
CHUGACH ENGINEERING INC	Engineering, accounting research mgmt and related services	47	41	6	12.8
CHUGACH PHYSICAL THERAPY INC	Health services	31	28	3	9.7
CHUGACH REGIONAL RESOURCES COM	Social services	69	62	7	10.1
CHUGACH SCHOOL DISTRICT	Educational services	56	47	9	16.1
CHUGACHMIUT	Membership organizations	165	158	7	4.2
CHUGIAK CHILDRENS SERVICE INC	Social services	87	84	3	3.4
CHUGIAK EAGLE RV ARCTIC WINTER	Amusement & recreation services	72	68	4	5.6
CHUGIAK SENIOR CITIZENS INC	Social services	90	82	8	8.9
CINAMERICA THEATRES LP	Motion pictures	160	146	14	8.8
CIRCLE DE LUMBER CO	Lumber and wood products, except furniture	79	69	10	12.7
CIRCLE HOT SPRINGS RESORT	Hotels, rooming houses, camps and other lodging places	23	17	6	26.1
CIRCLE PLUMBING HEATING INC	Construction-special trade contractors	33	29	4	12.1
CITY DOCK GRILL	Eating & drinking places	25	12	13	52.0
CITY ELECTRIC INC	Construction-special trade contractors	218	188	30	13.8
CITY EXPRESS & THE FARM B & B	Motor freight transportation & warehousing	34	29	5	14.7
CITY MARKET INC	Food stores	66	60	6	9.1
CITY MORTGAGE CORP	Nondepository credit institutions	153	147	6	3.9
CITY OF CLARKS POINT	Executive, legislative & general government except finance	22	19	3	13.6
CITY OF NULATO	Executive, legislative & general government except finance	37	35	2	5.4
CITY OF POINT HOPE BINGO	Amusement & recreation services	28	26	2	7.1
CLARKS FISH COMPANY	Wholesale trade-nondurable goods	27	0	27	100.0
CLASSIC AUTO REBUILDING	Automotive repair, services & parking	20	15	5	25.0
CLASSIC TOYS	Miscellaneous retail	29	27	2	6.9
CLEANSOILS AK INC	Agricultural services	32	25	7	21.9
CLEARWATER BAY CORP	Apparel & accessory stores	58	54	4	6.9
CLEARWATER ENVIRONMENTAL INC	Engineering, accounting research mgmt and related services	45	41	4	8.9
CLIPPERSHIP MOTORHOME RENTALS	Automotive repair, services & parking	26	23	3	11.5
CLUB 210 EAST	Eating & drinking places	20	18	2	10.0
CLUB CHINATOWN INC	Eating & drinking places	71	52	19	26.8
CLUB PARIS	Eating & drinking places	31	25	6	19.4

**Resident and Nonresident Workers by Firm-Alaska 1996  
Firms with 20 or More Workers**

Employer	Industry	Total Workers	Resident Workers	Nonresident Workers	Percent Nonresident
CLUB RESTAURANT	Eating & drinking places	23	13	10	43.5
CLUB SODA	Eating & drinking places	23	20	3	13.0
COAST CRANE CO OF WA INC	Business services	21	21	0	0.0
COASTAL COLD STORAGE	Food and kindred products	29	20	9	31.0
COASTAL FREIGHT & SALVAGE INC	Water transportation	20	17	3	15.0
COASTAL TIRE COMPANY	Automotive dealers & gasoline service stations	41	35	6	14.6
COEUR ALASKA INC	Metal mining	33	26	7	21.2
COFFEE CATS	Eating & drinking places	21	19	2	9.5
COFFMAN ENGINEERS INC	Engineering, accounting research mgmt and related services	27	26	1	3.7
COHO PARK APARTMENTS	Real estate	23	19	4	17.4
COLD BAY WATER & SEWER PROJECT	Heavy construction other than building construction-contractors	29	22	7	24.1
COLD SPOTS FEEDS	Miscellaneous retail	20	14	6	30.0
COLDFOOT SVCS/ARCTIC ACRES INN	Automotive dealers & gasoline service stations	52	32	20	38.5
COLLEGE & HIGHLAND ANIMAL CLIN	Agricultural services	34	31	3	8.8
COLLEGE UTILITIES CORPORATION	Electric, gas & sanitary services	26	25	1	3.8
COLLINS CONSTR INC	Building construction-general contractors and operative builders	27	25	2	7.4
COLONY BUILDERS INC	Building construction-general contractors and operative builders	25	19	6	24.0
COLONY KITCHEN	Eating & drinking places	31	24	7	22.6
COLORADO STATE UNIVERSITY	Engineering, accounting research mgmt and related services	21	15	6	28.6
COLORTYME TV RENTAL	Business services	27	23	4	14.8
COLUMBIA ANALYTICAL SRVC INC	Engineering, accounting research mgmt and related services	34	28	6	17.6
COLUMBIA HELICOPTERS INC	Transportation by air	34	12	22	64.7
COLUMBIAN EMERALDS INT INC	Miscellaneous retail	35	18	17	48.6
COMANCHE CORPORATION	Heavy construction other than building construction-contractors	21	17	4	19.0
COMCO BROADCAST INC	Communications	100	93	7	7.0
COMFORT INN CHENA RIVER	Hotels, rooming houses, camps and other lodging places	58	49	9	15.5
COMFORT INN HERITAGE SUITES	Hotels, rooming houses, camps and other lodging places	90	70	20	22.2
COMINCO ALASKA INC	Metal mining	470	355	115	24.5
COMMERCIAL CONTRACTORS	Building materials, hardware, garden supply & mobile home dealers	76	70	6	7.9
COMMERCIAL CARPET CLEANERS	Personal services	30	24	6	20.0
COMMON THREADS	Social services	37	31	6	16.2
COMMUNICATION EQUIP & SRVC INC	Communications	36	31	5	13.9
COMMUNICATIONS ALASKA	Construction-special trade contractors	20	19	1	5.0
COMMUNITY ADVOCACY PROJECT OF	Holding & other investment offices	20	17	3	15.0
COMMUNITY CONNECTIONS INC	Social services	149	134	15	10.1
COMMUNITY PAC BROADCASTING CO	Communications	83	78	5	6.0
COMPTEAM INC	Home furniture, furnishings & equipment stores	96	79	17	17.7
COMPUTER TASK GROUP INC	Business services	217	188	29	13.4
COMPUTERLAND OF ANCHORAGE	Home furniture, furnishings & equipment stores	51	45	6	11.8
COMTEC BUSINESS SYSTEMS INC	Communications	36	36	0	0.0
CONAM CONSTRUCTION CO	Heavy construction other than building construction-contractors	65	41	24	36.9
CONCOR CONSTRUCTION INC	Building construction-general contractors and operative builders	30	22	8	26.7
CONGREGATION BETH SHOLOM	Social services	34	26	8	23.5
CONNELLY HOUSE	Eating & drinking places	20	14	6	30.0
CONNORS DRILLING INC	Mining and quarrying of nonmetallic minerals, except fuels	49	30	19	38.8
CONSOL FREIGHTWAYS CORP	Motor freight transportation & warehousing	36	33	3	8.3
CONSOLIDATED ENTERPRISES INC	Building construction-general contractors and operative builders	92	76	16	17.4
CONSOLIDATED-CHUGACH INSPECT	Engineering, accounting research mgmt and related services	29	10	19	65.5
CONSTEEL OF WASILLA	Stone, clay, glass and concrete products	31	21	10	32.3
CONSTRUCTION MACHINERY INC	Wholesale trade-durable goods	130	123	7	5.4
CONSUMER PROGRAMS INC	Personal services	28	19	9	32.1

**Resident and Nonresident Workers by Firm-Alaska 1996  
Firms with 20 or More Workers**

Employer	Industry	Total Workers	Resident Workers	Nonresident Workers	Percent Nonresident
CONTINENTAL AUTO INC	Automotive dealers & gasoline service stations	60	54	6	10.0
CONTINENTAL MOTOR CO INC	Automotive dealers & gasoline service stations	173	155	18	10.4
CONTINENTAL VAN LINES INC	Motor freight transportation & warehousing	56	54	2	3.6
CONTROL CONTRACTORS INC	Construction-special trade contractors	35	33	2	5.7
COOGAN CONSTRUCTION CO INC	Building construction-general contractors and operative builders	134	116	18	13.4
COOK HAUGEBERG CPAS	Engineering, accounting research mgmt and related services	24	22	2	8.3
COOK INLET ACADEMY	Educational services	30	30	0	0.0
COOK INLET AQUACULTURE ASSN	Fishing, hunting and trapping	64	48	16	25.0
COOK INLET COUNCIL ON ALCOHOL	Health services	21	20	1	4.8
COOK INLET HOUSING AUTHORITY	Real estate	43	42	1	2.3
COOK INLET PROCESSING	Food and kindred products	1,355	733	622	45.9
COOK INLET REGION INC	Holding & other investment offices	117	113	4	3.4
COOK INLET SPILL PF EV & RESPON	Electric, gas & sanitary services	21	20	1	4.8
COOK INLET TRIBAL COUNCIL INC	Membership organizations	229	221	8	3.5
COOK SCHUHMAN & GROSECLOSE	Legal services	21	21	0	0.0
COOKE CABLEVISION	Communications	71	65	6	8.5
COOKHOUSE THE	Eating & drinking places	91	51	40	44.0
COOKIE JARS GARDEN CAFE THE	Eating & drinking places	36	25	11	30.6
COOKIE MONSTER INC	Eating & drinking places	32	25	7	21.9
COOPERS & LYBRAND LLC	Engineering, accounting research mgmt and related services	23	23	0	0.0
COPPER BASIN SANITATION CO	Electric, gas & sanitary services	22	19	3	13.6
COPPER RIVER BASIN REG HOUSING	Real estate	35	34	1	2.9
COPPER RIVER DELTA SMOKERY	Food and kindred products	21	15	6	28.6
COPPER RIVER FOREST PROD CO IN	Lumber and wood products, except furniture	78	68	10	12.8
COPPER RIVER NATIVE ASSOC INC	Membership organizations	147	135	12	8.2
COPPER RIVER SCHOOL DISTRICT	Educational services	224	204	20	8.9
COPPER VALLEY ELECTRIC ASSOCIA	Electric, gas & sanitary services	68	61	7	10.3
COPPER VALLEY TELE CO-OP INC	Communications	66	62	4	6.1
CORDOVA CITY OF	Executive, legislative & general government except finance	111	98	13	11.7
CORDOVA COMMUNITY HOSPITAL	Health services	86	68	18	20.9
CORDOVA ELEC COOP INC	Electric, gas & sanitary services	36	32	4	11.1
CORDOVA SCHOOL DISTRICT	Educational services	123	112	11	8.9
CORNER CAFE	Eating & drinking places	26	17	9	34.6
CORNERSTONE	Building construction-general contractors and operative builders	52	50	2	3.8
CORNING CLINICAL LABORATORIES	Health services	34	33	1	2.9
CORPORATE EXPRESS OF THE WEST	Wholesale trade-nondurable goods	153	140	13	8.5
CORRINGTONS AKN IVORY CO	Miscellaneous retail	92	10	82	89.1
CORRPRO CO INC	Engineering, accounting research mgmt and related services	25	19	6	24.0
CORSAIR RESTAURANT	Eating & drinking places	28	23	5	17.9
COSTCO WHOLESALE CORP	General merchandise stores	876	746	130	14.8
COUNTRY FOODS	Food stores	60	56	4	6.7
COUNTRY KITCHEN	Eating & drinking places	50	43	7	14.0
COUNTRY LANE INN/GRANDMAS INC	Hotels, rooming houses, camps and other lodging places	59	32	27	45.8
COURTNEY TUDOR SVC STATION	Automotive dealers & gasoline service stations	25	21	4	16.0
COVENANT HOUSE AK	Social services	82	72	10	12.2
CRACIUN & ASSOCIATES	Engineering, accounting research mgmt and related services	53	49	4	7.5
CRAIG BAR & LIQUOR STORE INC	Eating & drinking places	24	24	0	0.0
CRAIG CHILD CARE CENTER	Social services	25	24	1	4.0
CRAIG CITY OF	Executive, legislative & general government except finance	96	88	8	8.3
CRAIG CITY SCHOOL DISTRICT	Educational services	120	110	10	8.3
CRAIG INN	Eating & drinking places	38	24	14	36.8

**Resident and Nonresident Workers by Firm-Alaska 1996**  
**Firms with 20 or More Workers**

Employer	Industry	Total Workers	Resident Workers	Nonresident Workers	Percent Nonresident
CRAIG TAYLOR EQUIP CO	Wholesale trade-durable goods	79	74	5	6.3
CRAIK LOGGING CO	Lumber and wood products, except furniture	27	19	8	29.6
CRAWFORD & CO	Insurance agents, brokers & service	25	22	3	12.0
CRAWFORD REAL ESTATE CORP	Real estate	22	.1	1	4.5
CRAYCROFT CHRYS-PLY-DODG INC	Automotive dealers & gasoline service stations	28	26	2	7.1
CRAZY CROISSANT CORP	Food and kindred products	25	19	6	24.0
CRAZY HORSE INC	Nonclassifiable establishments	162	96	66	40.7
CRAZY HORSE TOO INC	Nonclassifiable establishments	67	53	14	20.9
CRC INC	Eating & drinking places	32	26	6	18.8
CREAM PUFF AUTO INC	Automotive dealers & gasoline service stations	62	46	16	25.8
CREATIVE PLAY & PRESCHOOLS LTD	Social services	35	35	0	0.0
CREDIT UNION 1	Depository institutions	177	147	30	16.9
CREEKSIDE PLAZA INC	Real estate	105	98	7	6.7
CRESCENT ELECTRIC SUPPLY CO	Wholesale trade-durable goods	63	59	4	6.3
CRITERION GENERAL INC	Building construction-general contractors and operative builders	68	56	12	17.6
CRL SERVICES LLC	Construction-special trade contractors	42	36	6	14.3
CROOCH & HARRIS PLMBG & HTG CO	Construction-special trade contractors	27	27	0	0.0
CROOKED CREEK CORP	Membership organizations	29	28	1	3.4
CROSS COUNTRY STAFFING	Business services	24	0	24	100.0
CROSSROAD MEDICAL CENTER	Health services	34	28	6	17.6
CROSSWIND CONSTRUCTION	Construction-special trade contractors	25	18	7	28.0
CROUCH PLOWING & REMOVAL	Electric, gas & sanitary services	57	48	9	15.8
CROWLEY MARINE SVCS INC	Water transportation	293	180	113	38.6
CROY CONSTRUCTION INC	Construction-special trade contractors	23	17	6	25.1
CRUM 211 INDEMN CO-PAYROLL	Insurance carriers	47	41	6	12.8
CRUSADER FISHERIES INC	Food and kindred products	50	5	45	90.0
CRUZ CONSTRUCTION INC	Heavy construction other than building construction-contractors	51	46	5	9.8
CT&E ENVIRONMENTAL SVCS INC	Engineering, accounting research mgmt and related services	91	81	10	11.0
CTI ALASKA IN	Oil and gas extraction	190	151	39	20.5
CULLIPS EXCAVATING INC	Construction-special trade contractors	30	23	7	23.3
CUMMINS NORTHWEST INC	Automotive repair, services & parking	32	28	4	12.5
CUPS & CONES	Eating & drinking places	25	16	9	36.0
CURTIS & CAMPBELL INC	Building materials, hardware, garden supply & mobile home deale	43	40	3	7.0
CUSACK DEVELOPMENT INC	Real estate	230	179	51	22.2
CUSHMAN PLAZA LAUNDRY	Personal services	22	14	8	36.4
CYS MANAGEMENT SERVICES INC	Business services	29	28	1	3.4
D D BECKET COMPANY INC	Building construction-general contractors and operative builders	48	37	11	22.9
D F JORGENSEN COMPANY	General merchandise stores	36	36	0	0.0
D H BLATTNER AND SONS INC	Metal mining	64	42	22	34.4
D JS AK RENTALS INC	Business services	37	33	4	10.8
D&A SHOPRITE	Food stores	53	51	2	3.8
D&G EXPRESS INC	Motor freight transportation & warehousing	48	40	8	16.7
DALCOR INC	Building construction-general contractors and operative builders	51	46	5	9.8
DAMCO PAVING	Construction-special trade contractors	45	38	7	15.6
DAMES & MOORE INC	Engineering, accounting research mgmt and related services	136	122	14	10.3
DAR CON CORP	Building construction-general contractors and operative builders	21	20	1	4.8
DATA CONTRACTORS INC	Engineering, accounting research mgmt and related services	29	9	20	69.0
DATE LINE COPIES INC	Business services	24	24	0	0.0
DAVID GREEN & SONS INC	Apparel & accessory stores	33	26	7	21.2
DAVID GREEN GROUP JV	General merchandise stores	141	126	15	10.6
DAVID W RICHARDS GEN CONTRACTO	Building construction-general contractors and operative builders	24	21	3	12.5

**Resident and Nonresident Workers by Firm-Alaska 1996  
Firms with 20 or More Workers**

Employer	Industry	Total Workers	Resident Workers	Nonresident Workers	Percent Nonresident
DAVIS BLOCK & CONCRETE	Stone, clay, glass and concrete products	38	37	1	2.6
DAVIS BLOCK & CONCRETE INC	Stone, clay, glass and concrete products	39	33	6	15.4
DAVIS CONSTRUCTORS & ENGINEERS	Building construction-general contractors and operative builders	189	171	18	9.5
DAVIS SUPER FOODS	Food stores	30	26	4	13.3
DAWG INC	Eating & drinking places	48	40	8	16.7
DAWSON CONSTRUCTION CO INC	Building construction-general contractors and operative builders	77	63	14	18.2
DEAF COMMUNITY SERVICES	Social services	22	21	1	4.5
DEAN WITTER REYNOLDS INC	Security & commodity brokers, dealers, exchanges & services	62	60	2	3.2
DEANS AUTO SALVAGE	Wholesale trade-durable goods	43	34	9	20.9
DEANS AUTOMOTIVE	Automotive repair, services & parking	34	33	1	2.9
DEBENHAM ELECTRIC SUPPLY CO	Wholesale trade-durable goods	71	68	3	4.2
DEEP CREEK CUSTOM PACKING INC	Food stores	158	112	46	29.1
DEER MOUNT INC	Hotels, rooming houses, camps and other lodging places	26	20	6	23.1
DEERING CITY COUNCIL	Executive, legislative & general government except finance	39	31	8	20.5
DEERING WATER & SEWER PROJECT	Heavy construction other than building construction-contractors	20	20	0	0.0
DELANEY WILES HAYES GERETY&ELL	Legal services	40	37	3	7.5
DELI THE/CULINARY DELIGHTS	Eating & drinking places	20	18	2	10.0
DELISIO MORAN GERAGHTY & ZOBEL	Legal services	25	25	1	3.8
DELOITTE & TOUCHE LLP	Engineering, accounting research mgmt and related services	70	57	13	18.6
DELOYCHEET INC	Miscellaneous retail	20	18	2	10.0
DELTA AIR LINES INC	Transportation by air	163	156	7	4.3
DELTA/GREELY SCHOOL DISTRICT	Educational services	202	188	14	6.9
DENALI AIR INC	Transportation by air	25	2	23	92.0
DENALI BACKCOUNTRY LODGE	Hotels, rooming houses, camps and other lodging places	33	5	28	84.8
DENALI BANDAG INC	Automotive repair, services & parking	30	24	6	20.0
DENALI BLUFFS HOTEL INC	Hotels, rooming houses, camps and other lodging places	84	36	48	57.1
DENALI BOROUGH SCHOOL DISTRICT	Educational services	118	110	8	6.8
DENALI CAR RENTAL	Automotive repair, services & parking	27	21	6	22.2
DENALI COFFEE CO	Unclassifiable establishments	47	36	11	23.4
DENALI COMMERCIAL MGMT INC	Real estate	33	85	13	13.3
DENALI CROWS NEST	Hotels, rooming houses, camps and other lodging places	50	22	28	56.0
DENALI DRILLING INC	Construction-special trade contractors	30	27	3	10.0
DENALI FEDERAL CREDIT UNION	Depository institutions	69	60	9	13.0
DENALI FOODS INC	Eating & drinking places	1,002	759	243	24.3
DENALI GYMNASTICS ACADEMY	Amusement & recreation services	31	30	1	3.2
DENALI INS BROKERS INC	Insurance agents, brokers & service	25	24	1	4.0
DENALI NATL PARK WILDERNESS CN	Hotels, rooming houses, camps and other lodging places	56	23	33	58.9
DENALI ORTHOPEDIC SURGERY PC	Health services	20	18	2	10.0
DENALI RAFT ADVENTURES INC	Amusement & recreation services	44	13	31	70.5
DENALI ROOFING&INSULATION CO I	Construction-special trade contractors	41	35	6	14.6
DENALI STATE BANK	Depository institutions	85	71	14	16.5
DENALI TRANSPORTATION CORP	Motor freight transportation & warehousing	192	169	23	12.0
DENALI WILDERNESS LODGE	Hotels, rooming houses, camps and other lodging places	70	22	48	68.6
DENNY'S OF ALASKA INC	Eating & drinking places	456	329	127	27.9
DESIGN ALASKA INC	Engineering, accounting research mgmt and related services	39	35	4	10.3
DESIGN CRAFT LTD	Home furniture, furnishings & equipment stores	33	31	2	6.1
DESIGN NORTH INC	Construction-special trade contractors	34	25	9	26.5
DESIGNED ADMIN RESOURCES TECH	Business services	62	57	5	8.1
DHL AIRWAYS INC	Transportation by air	70	64	6	8.6
DI TOMASO INC	Wholesale trade-nondurable goods	73	66	7	9.6
DIAGNOSTIC IMAGING OF AK	Health services	36	36	0	0.0

**Resident and Nonresident Workers by Firm-Alaska 1996**  
**Firms with 20 or More Workers**

Employer	Industry	Total Workers	Resident Workers	Nonresident Workers	Percent Nonresident
D'AMONDS & DREAMS	Amusement & recreation services	22	18	4	18.2
DIANNES INC	Eating & drinking places	58	50	8	13.8
DIGITECH SOLUTIONS INC	Miscellaneous repair services	30	30	0	0.0
DIGITECH SOLUTIONS INC	Miscellaneous repair services	28	27	1	3.6
DILLINGHAM BUILDERS	Building construction-general contractors and operative builders	46	35	11	23.9
DILLINGHAM CITY OF	Executive, legislative & general government except finance	85	78	7	8.2
DILLINGHAM CITY SCHOOL DIST	Educational services	206	178	28	13.6
DILLINGHAM HOTEL/L&M	Building materials, hardware, garden supply & mobile home dealers	70	68	2	2.9
DILLINGHAM LAUNDRY & ERNIES CA	Local & suburban transit & interurban highway passenger transport	76	66	10	13.2
DILLINGHAM NATIVE VILLAGE COUN	Membership organizations	21	19	2	9.5
DILLON & FINDLEY APC	Legal services	27	24	3	11.1
DIMOND ELECTRIC	Construction-special trade contractors	55	48	7	12.7
DIMOND SKATELAND INC	Amusement & recreation services	31	18	13	41.9
DIMOND VISION CLINIC/DOBSON S	Health services	20	12	8	40.0
DIMOND XPRESS LUBE	Automotive repair, services & parking	25	20	5	20.0
DIOMEDE CITY OF	Executive, legislative & general government except finance	54	49	5	9.3
DIOMEDE JOINT UTILITIES	Electric, gas & sanitary services	20	20	0	0.0
DIRECTORY DISTRIBUTING ASSOC I	Motor freight transportation & warehousing	183	156	27	14.8
DISABILITY LAW CENTER OF AK	Social services	20	19	1	5.0
DISCOVERY CENTER OF FAIRBANKS	Social services	25	21	4	16.0
DISCOVERY DRILLING INC	Business services	23	18	5	21.7
DISNEY STORE INC THE	Miscellaneous retail	53	41	12	22.6
DIVERSIFIED MAINT/CLEANSWEEP C	Building construction-general contractors and cooperative builders	20	17	3	15.0
DIX MASONRY INC	Construction-special trade contractors	76	51	25	32.9
DLM PAINTING	Construction-special trade contractors	42	27	15	35.7
DOCK SIDE RESTAURANT	Eating & drinking places	22	21	1	4.5
DOCKSIDE TRADING CO	Miscellaneous retail	36	28	8	22.2
DOJER LTD	Water transportation	22	16	6	27.3
DOLLAR RENT A CAR	Automotive repair, services & parking	66	63	3	4.5
DOLPHIN LEASING	Water transportation	39	29	10	25.6
DOMINOS PIZZA	Eating & drinking places	32	29	3	9.4
DOMINOS PIZZA	Eating & drinking places	21	18	3	14.3
DOMINOS PIZZA	Eating & drinking places	24	16	8	33.3
DON ABEL BUILDING SUPPLY INC	Building materials, hardware, garden supply & mobile home dealers	97	83	12	12.6
DON JOSES LLC	Eating & drinking places	121	69	52	43.0
DON PILOS MEXICAN RESTAURANT	Eating & drinking places	24	15	9	37.5
DONNAS	Eating & drinking places	29	27	2	6.9
DONS BUSINESS SUPPLIES	Wholesale trade-nondurable goods	29	25	4	13.8
DONS KITCHEN	Eating & drinking places	50	33	17	34.0
DOOR SPECIALTIES OF AK INC	Construction-special trade contractors	21	18	3	14.3
DOORS WINDOWS UNLIMITED INC	Building materials, hardware, garden supply & mobile home dealers	30	24	6	20.0
DOMITORY MGT SVC	Hotels, rooming houses, camps and other lodging places	32	25	7	21.9
DOSS AVIATION	Business services	57	55	2	3.5
DOUBLE DS SANDWICH SHOP	Eating & drinking places	25	21	4	16.0
DOUBLE MUSKY INN	Eating & drinking places	23	22	1	4.3
DOUGLAS CAFE	Eating & drinking places	31	21	10	32.3
DOUGLAS ELECTRIC INC	Construction-special trade contractors	25	22	3	12.0
DOUGLAS IS PINK & CHUM INC	Fishing, hunting and trapping	155	126	29	18.7
DOUGLAS ISLAND IN&OUT	Automotive dealers & gasoline service stations	20	15	5	25.0
DOUGLAS TRUCKING INC	Motor freight transportation & warehousing	59	48	11	18.6
DOWL ENGINEERS & AK TESTLAB	Engineering, accounting research mgmt and related services	101	90	11	10.9

**Resident and Nonresident Workers by Firm-Alaska 1996  
Firms with 20 or More Workers**

Employer	Industry	Total Workers	Resident Workers	Nonresident Workers	Percent Nonresident
DOWNTOWN DELI & CAFE	Eating & drinking places	58	46	12	20.7
DOWNTOWN DRUGSTORE	Miscellaneous retail	23	21	2	8.7
DOWNTOWN VIDEO	Motion pictures	79	51	28	35.4
DOYLE TRANSPORTS	Motor freight transportation & warehousing	28	25	3	10.7
DOYLES FUEL SVC INC	Miscellaneous retail	52	50	2	3.8
DOYON DRILLING INC	Oil and gas extraction	391	327	64	16.4
DOYON LTD	Holding & other investment offices	63	62	1	1.6
DOYON SERVICES INC	Hotels, rooming houses, camps and other lodging places	26	25	1	3.8
DOYON/UNIVERSAL OGDEN J/V	Eating & drinking places	485	414	71	14.6
DRAGNET FISHERIES CO INC	Food and kindred products	554	250	304	54.9
DRAKE WAYNE GENERAL CONTR	Construction-special trade contractors	30	20	10	33.3
DREYERS OF ALASKA	Wholesale trade-nondurable goods	33	27	6	18.2
DRIFTWOOD LODGE THE	Hotels, rooming houses, camps and other lodging places	35	29	6	17.1
DRIVETRAIN DISTRIBUTORS OF AK	Wholesale trade-durable goods	27	25	2	7.4
DROP IN/EL SOMBRERO	Eating & drinking places	33	29	4	12.1
DSR COMPANIES	Wholesale trade-durable goods	27	25	2	7.4
DUANE GRENNY FRAMING	Construction-special trade contractors	24	16	8	33.3
DUCK INN & UPPER DECK	Eating & drinking places	57	48	9	15.8
DUNCAN HOUSE	Eating & drinking places	35	33	2	5.7
DUNKIN & BUSH PAINTING INC	Construction-special trade contractors	37	27	10	27.0
DUNRITE CONSTRUCTION	Construction-special trade contractors	30	21	9	30.0
DURAN ENTERPRISES	Building construction-general contractors and cooperative builders	22	17	5	22.7
DURET THE CONST CO INC	Heavy construction other than building construction-contractors	29	24	5	17.2
DUTCH HARBOR SEAFOODS LTD	Food and kindred products	60	0	60	100.0
DYNAIR SERVICE INC	Transportation by air	633	557	76	12.0
DYNAMIC PAINTING INC	Construction-special trade contractors	37	32	5	13.5
DZ ALASKA INC	Amusement & recreation services	67	55	11	16.4
E J BARTELLS CO THE	Wholesale trade-durable goods	31	27	4	12.9
E L ENTERPRISES INC	Business services	38	32	6	15.8
E&S DIVERSIFIED SVC INC	Business services	124	103	21	16.9
EA ENGINEERING SCIENCE & TECH	Miscellaneous services	26	23	3	11.5
EAGLE CONSTRUCTION CO	Construction-special trade contractors	25	19	6	24.0
EAGLE CONTRACTING CORP	Construction-special trade contractors	22	17	5	22.7
EAGLE HARDWARE & GARDEN INC	Building materials, hardware, garden supply & mobile home dealers	415	356	59	14.2
EAGLE RIVER DRYWALL SUPPLY	Wholesale trade-durable goods	23	21	2	8.7
EAGLE RIVER FITNESS CENTER	Amusement & recreation services	49	37	12	24.5
EAGLE RIVER HEALTH CARE CLINIC	Health services	23	19	4	17.4
EAGLE RIVER OUTFITTERS	Miscellaneous retail	32	29	3	9.4
EAGLE RIVER PRINTING/CACHE THE	Printing, publishing and allied industries	26	24	2	7.7
EAGLE RIVER REFUSE INC	Motor freight transportation & warehousing	20	19	1	5.0
EAGLES NEST CAFE	Eating & drinking places	24	22	2	8.3
EAGLES REST RV PARK & CAPTN JO	Hotels, rooming houses, camps and other lodging places	27	25	2	7.4
EARTH MOVERS/KLUKWAN CONST J/V	Miscellaneous repair services	197	175	22	11.2
EARTH WORKS	Agricultural services	38	28	10	26.3
EASTER SEAL SOCIETY OF AK	Social services	51	42	9	17.6
EASTGATE THEATRE INC	Motion pictures	482	386	96	19.9
EASY STREET AUTO INC	Automotive dealers & gasoline service stations	81	71	10	12.3
EASY TRAVEL SERVICE INC	Transportation services	57	52	5	8.8
EATON ELECTRIC INC	Construction-special trade contractors	28	28	0	0.0
EBCO	Building construction-general contractors and cooperative builders	43	33	10	23.3
ECHO BAY MINES ALASKA	Metal mining	51	41	10	19.6

**Resident and Nonresident Workers by Firm-Alaska 1996  
Firms with 20 or More Workers**

Employer	Industry	Total Workers	Resident Workers	Nonresident Workers	Percent Nonresident
ECIHYER INC	Engineering, accounting research mgmt and related services	20	19	1	5.0
ECOLOGY & ENVIRONMENT INC	Engineering, accounting research mgmt and related services	22	19	3	13.6
EDDIE BAUER INC	Apparel & accessory stores	78	59	19	24.4
EDDIES FIREPLACE INN	Eating & drinking places	34	22	12	35.3
EDISON PAYMASTER INC	Apparel & accessory stores	22	18	4	18.2
EDS JANITORIAL SVC INC	Business services	20	14	6	30.0
EE/CC	Building construction-general contractors and operative builders	22	19	3	13.6
EEL CITY COUNCIL	Executive, legislative & general government except finance	32	31	1	3.1
EEL IRA COUNCIL	Membership organizations	27	25	2	7.4
EERO VOLKSWAGEN OF ANCH INC	Automotive dealers & gasoline service stations	111	96	15	13.5
EGEGIK VILLAGE OF	Executive, legislative & general government except finance	28	23	5	17.9
EIELSON FEDERAL CREDIT UNION	Depository institutions	20	15	5	25.0
EKLUTNA INC	Holding & other investment offices	32	32	0	0.0
EKM INC	Automotive dealers & gasoline service stations	39	34	5	12.8
EL CHICANO INC	Eating & drinking places	34	26	8	23.5
EL DORADO	Eating & drinking places	24	11	13	54.2
EL SOMBRERO	Eating & drinking places	42	31	11	26.2
ELAINE S BAKER & ASSOC INC	Business services	63	51	12	19.0
ELECTRIC DISTRIBUTORS	Wholesale trade-durable goods	73	69	4	5.5
ELECTRIC INC	Construction-special trade contractors	38	35	3	7.9
ELECTRICAL CONST & CONSULTING	Construction-special trade contractors	57	49	8	14.0
ELECTRONIC SOLUTIONS	Home furniture, furnishings & equipment stores	70	60	10	14.3
ELEVATION 92	Nonclassifiable establishments	79	59	20	25.3
ELFS DEN	Eating & drinking places	21	12	9	42.9
ELGEE REHFELD & FUNK CPAS	Engineering, accounting research mgmt and related services	20	20	0	0.0
ELIM CITY OF	Executive, legislative & general government except finance	54	52	2	3.7
ELIM IRA COUNCIL	Membership organizations	36	34	2	5.6
ELIM NATIVE CORP	Holding & other investment offices	26	25	1	3.8
ELIM NATIVE STORE	General merchandise stores	27	27	0	0.0
ELKS BPOE #1772 & BOWL LANES	Membership organizations	44	38	6	13.6
ELLIS DON CONSTRUCTION INC	Building construction-general contractors and operative builders	36	29	7	19.4
ELM INC	Personal services	23	14	9	39.1
ELMERS PANCAKE & STEAKHOUSE	Eating & drinking places	106	79	27	25.5
ELMOS HAIR DESIGN	Personal services	20	15	5	25.0
EMBRY RIDDLE AERONAUTICAL UNIV	Educational services	38	34	4	10.5
EMCON ALASKA INC	Engineering, accounting research mgmt and related services	66	58	8	12.1
EMERALD ISLE PULL TABS	Amusement & recreation services	21	20	1	4.8
EMERALD SEA INC	Amusement & recreation services	55	27	28	50.9
EMI INC	Automotive dealers & gasoline service stations	35	29	6	17.1
EMMONAK CITY OF	Executive, legislative & general government except finance	102	100	2	2.0
EMMONAK CORP	Holding & other investment offices	38	38	0	0.0
EMMONAK TRIBAL COUNCIL	Membership organizations	33	32	1	3.0
EMPIRE ENTERPRISES LTD	Eating & drinking places	378	277	101	26.7
ENCO	Building construction-general contractors and cooperative builders	47	28	19	40.4
ENCORE LA CONFISERIE	Food stores	21	19	2	9.5
ENGINEERED FIRE SYSTEMS INC	Business services	44	38	6	13.6
ENSR CORPORATION	Engineering, accounting research mgmt and related services	56	53	3	5.4
ENSTAR NATURAL GAS CO	Electric, gas & sanitary services	246	242	4	1.6
ENVIRONMENTAL CAREERS ORGANIZA	Holding & other investment offices	40	24	16	40.0
ENVIRONMENTAL MANAGEMENT INC	Engineering, accounting research mgmt and related services	25	24	1	4.0
ENZYM EXPRESS / ZYMES	Food stores	33	27	6	18.2

**Resident and Nonresident Workers by Firm-Alaska 1996**  
**Firms with 20 or More Workers**

Employer	Industry	Total Workers	Resident Workers	Nonresident Workers	Percent Nonresident
EPPERHEIMER INC	Construction-special trade contractors	84	66	18	21.4
EQUIFAX SERVICES INC	Insurance agents, brokers & service	23	22	1	4.3
ERA AVIATION INC	Transportation by air	794	673	121	15.2
ERICKSON ELECTRIC INC	Construction-special trade contractors	27	25	2	7.4
ERO/GOODRICH FOREST PRODUCTS	Lumber and wood products, except furniture	30	23	7	23.3
ESKIMOS INC	Miscellaneous retail	28	28	0	0.0
ESKIMOS INC-KIC	Construction-special trade contractors	52	39	13	25.0
ESPRESSO CORNER/HOT SPOT	Eating & drinking places	21	19	2	9.5
ESPRESSO EXPRESS INC	Eating & drinking places	25	19	6	24.0
ESTER GOLD CAMP	Hotels, rooming houses, camps and other lodging places	62	53	9	14.5
ESTN ALEUTIAN TRIBES INC	Health services	52	44	8	15.4
EUROPA BAKERY	Food and kindred products	46	32	14	30.4
EURPAC SERVICE INC	Wholesale trade-nondurable goods	70	49	21	30.0
EVANS INDUSTRIES INC	Mining and quarrying of nonmetallic minerals, except fuels	26	22	4	15.4
EVERGREEN AVN GRD LOGISTICS EN	Transportation by air	106	94	12	11.3
EVERGREEN FORD	Automotive dealers & gasoline service stations	42	40	2	4.8
EVERGREEN HELICOPTORS OF AK IN	Transportation by air	42	20	22	52.4
EVERGREEN LANDSCAPING INC	Agricultural services	65	39	26	40.0
EVERGREEN TIMBER LLC	Lumber and wood products, except furniture	46	32	14	30.4
EVERTS AIR FUEL INC	Wholesale trade-nondurable goods	20	69	11	13.8
EXCALIBUR DRILLING & BLASTING	Construction-special trade contractors	33	29	4	12.1
EXCEL CONSTRUCTION INC	Construction-special trade contractors	64	60	4	6.3
EXCLUSIVE LANDSCAPING & PAVING	Heavy construction other than building construction-contractors	62	55	7	11.3
EXECUTIVE SUITE HOTEL	Hotels, rooming houses, camps and other lodging places	86	78	8	9.3
EXXON CORPORATION	Oil and gas extraction	24	20	4	16.7
EYE CLINIC OF FAIRBANKS	Health services	29	26	3	10.3
F R BELL & ASSOCIATES INC	Engineering, accounting research mgmt and related services	54	43	6	11.1
F S AIR SVC INC	Transportation by air	80	68	12	15.0
F STREET STATION	Eating & drinking places	29	25	4	13.8
F W WOOLWORTH COMPANY	General merchandise stores	272	225	46	16.9
F&W CONSTRUCTION CO INC	Building construction-general contractors and cooperative builders	31	30	1	3.2
FABRICLAND INC	Nonclassifiable establishments	79	73	6	7.6
FACILITIES MANAGEMENT INC	Engineering, accounting research mgmt and related services	50	30	20	40.0
FAIRBANKS BEST BINGO	Amusement & recreation services	24	19	5	20.8
FAIRBANKS MOVING & STORAGE INC	Motor freight transportation & warehousing	30	27	3	10.0
FAIRHILL CONSTR INC	Construction-special trade contractors	29	11	18	62.1
FAIRVIEW MOTEL	Hotels, rooming houses, camps and other lodging places	21	17	4	19.0
FAIRWAY MARKET INC	Food stores	38	21	17	44.7
FAIRWEATHER INC	Transportation services	69	53	16	23.2
FAIRWEATHER MARINE SERVICES INC	Water transportation	29	16	13	44.8
FAITH DAY CARE & LEARNING CTR	Social services	36	33	3	8.3
FALTZ LANDSCAPING INC	Agricultural services	35	22	13	37.1
FAMILY CENTERED SVCS OF AK INC	Social services	194	168	26	13.4
FAMILY DENTAL CTR OF AK INC	Health services	52	42	10	19.2
FAMILY HEALTH CENTER	Health services	21	19	2	9.5
FAMILY MEDICAL CENTER	Health services	35	30	5	14.3
FAMILY PRACTICE PHYSICIANS INC	Health services	28	22	6	21.4
FAMILY VIDEO	Motion pictures	30	25	5	16.7
FARM HOUSE THE	Eating & drinking places	25	18	7	28.0
FARTHEST NORTH GIRL SCOUT COUN	Membership organizations	27	24	3	11.1
FAST EDDYS PIZZA	Eating & drinking places	54	46	8	14.8

**Resident and Nonresident Workers by Firm-Alaska 1996**  
**Firms with 20 or More Workers**

Employer	Industry	Total Workers	Resident Workers	Nonresident Workers	Percent Nonresident
FASTENERS & FIRE EQUIP CO INC	Wholesale trade-durable goods	38	36	2	5.3
FAT FREDDIES/SUCK N SHINE	Eating & drinking places	63	51	12	19.0
FAULKNER BANFIELD DOOGAN PC	Legal services	76	73	3	3.9
FAULKNER WALSH CONSTRUCTORS	Construction-special trade contractors	47	40	7	14.9
FAVCO INC	Wholesale trade-nondurable goods	69	57	12	17.4
FBKS ATHLETIC CLUB	Amusement & recreation services	204	172	32	15.7
FBKS CITY OF	Executive, legislative & general government except finance	210	209	1	0.5
FBKS CLINIC INC	Health services	121	99	22	18.2
FBKS COMM FOOD BANK SERVICE	Social services	20	15	5	25.0
FBKS COMM MENTAL HEALTH CTR	Health services	134	126	8	6.0
FBKS CONVENTION & VISITORS BUR	Engineering, accounting research mgmt and related services	31	24	7	22.6
FBKS COUNSELING & ADOPTION	Social services	20	19	1	5.0
FBKS GOLD MINING INC	Metal mining	279	226	53	19.0
FBKS GOLDEN NUGGET HOTEL INC	Hotels, rooming houses, camps and other lodging places	21	18	6	25.0
FBKS GOLF & COUNTRY CLUB INC	Amusement & recreation services	23	19	4	17.4
FBKS MEMORIAL HOSPITAL	Health services	1,290	1,125	165	12.8
FBKS MONTESSORI ASSOC INC	Social services	32	26	6	18.8
FBKS MUN UTILITIES SYSTEM	Communications	351	342	9	2.6
FBKS NATIVE ASSOC INC	Social services	340	314	26	7.6
FBKS NEWS AGENCY	Wholesale trade-nondurable goods	32	26	6	18.8
FBKS NISSAN/VW/HONDA	Automotive dealers & gasoline service stations	159	121	38	23.9
FBKS NORTH STAR BOROUGH	Executive, legislative & general government except finance	544	526	18	3.3
FBKS NORTH STAR SCHOOL DIST	Educational services	2,883	2,715	168	5.8
FBKS PRECASTERS INC	Stone, clay, glass and concrete products	38	28	10	26.3
FBKS PSYCHIA & NEURO CLINIC	Health services	22	18	4	18.2
FBKS PUB CO INC DIV OF	Printing, publishing and allied industries	233	209	24	10.3
FBKS RESOURCE AGENCY	Social services	187	161	26	13.9
FBKS SAND & GRAVEL	Stone, clay, glass and concrete products	26	23	3	11.5
FBKS SUPER 8 MOTEL	Hotels, rooming houses, camps and other lodging places	44	34	10	22.7
FBKS TITLE AGENCY INC	Insurance carriers	21	18	3	14.3
FBKS TRANSFER & STORAGE INC	Motor freight transportation & warehousing	71	62	9	12.7
FBKS U DRIVE INC	Automotive repair, services & parking	39	32	7	17.9
FBKS WELDING & FABRICATION	Miscellaneous repair services	27	21	6	22.2
FEDERAL EXPRESS CORP	Transportation by air	949	736	213	22.4
FEJES GUIDE SERVICE LTD	Amusement & recreation services	20	14	6	30.0
FIDDLEHEAD THE	Eating & drinking places	101	70	31	30.7
FILIPINO COMMUNITY	Membership organizations	42	36	6	14.3
FINE CRAFTS OF AK INC	Miscellaneous retail	29	27	2	6.9
FIRE & FLOOD SERVICES	Business services	22	19	3	13.6
FIRE LAKE RECREATION CENTER	Amusement & recreation services	22	21	1	4.5
FIREWEED COMMUNICATION CORP	Communications	23	18	5	21.7
FIRST ALASKA CONTRACTOR INC	Building construction-general contractors and operative builders	52	36	16	30.8
FIRST AMERICAN TITLE CO OF AK	Insurance carriers	38	37	1	2.6
FIRST HEALTH SVCS CORP	Business services	57	54	3	5.3
FIRSTCARE	Health services	106	94	12	11.3
FISH HOUSE/FINLEYS THE	Automotive dealers & gasoline service stations	27	20	7	25.9
FISHERS FUEL INC	Wholesale trade-nondurable goods	102	92	10	9.8
FISHING UNLIMITED INC	Hotels, rooming houses, camps and other lodging places	20	7	13	65.0
FLANNIGANS RESTAURANT	Eating & drinking places	77	55	22	28.6
FLIGHT SAFETY AK INC	Educational services	46	39	7	15.2
FLOORS & WALLS UNLTD	Building construction-general contractors and operative builders	27	20	7	25.9

**Resident and Nonresident Workers by Firm-Alaska 1996  
Firms with 20 or More Workers**

Employer	Industry	Total Workers	Resident Workers	Nonresident Workers	Percent Nonresident
FLORCRAFT INC	Home furniture, furnishings & equipment stores	93	84	9	9.7
FLOWER CACHE	Miscellaneous retail	26	19	7	26.9
FLOWERS BY LOUISE INC	Miscellaneous retail	36	36	0	0.0
FLOWLINE AK	Construction-special trade contractors	104	88	16	15.4
FLUOR DANIEL INC	Heavy construction other than building construction-contractors	30	25	5	16.7
FLY BY NIGHT	Eating & drinking places	72	59	13	18.1
FOCSLE BAR & LIQUOR STORE	Eating & drinking places	24	15	9	37.5
FOCUS INC	Social services	40	40	0	0.0
FOOD MANAGEMENT CORP	Business services	46	38	8	17.4
FOOD SERVICE INTL - AK	Wholesale trade-nondurable goods	21	19	2	9.5
FOOD SERVICES OF AMERICA INC	Wholesale trade-nondurable goods	198	169	29	14.6
FOREIGN AUTO & TRUCK SPLY INC	Automotive dealers & gasoline service stations	26	25	1	3.8
FORGET ME NOT DEMOS	Business services	34	30	4	11.8
FORT SEWARD LODGE	Eating & drinking places	23	12	11	47.8
FORT YUKON ELDERS INC	Amusement & recreation services	36	36	0	0.0
FORTUNA LEDGE COOP ASSOC INC	General merchandise stores	33	33	0	0.0
FORTUNE PROPERTIES INC	Real estate	30	25	5	16.7
FORTY NINER TRANSPORTATION INC	Water transportation	55	31	24	43.5
FOSTER CONSTRUCTION	Construction-special trade contractors	36	32	4	11.1
FOSTER WHEELER ENVIRONMENTAL C	Engineering, accounting research mgmt and related services	22	20	2	9.1
FOUNDATION & CONCRETE SPECIALT	Construction-special trade contractors	22	8	14	63.6
FOUNDATION SVCS INC	Construction-special trade contractors	40	35	5	12.5
FOUNTAIN CHEVRON	Automotive dealers & gasoline service stations	21	16	5	23.8
FOUNTAINHEAD DEVELOPMENT INC	Hotels, rooming houses, camps and other lodging places	644	531	113	17.5
FOUR CORNERS DELI	Eating & drinking places	50	31	19	38.0
FOUR D INTERIORS	Construction-special trade contractors	31	30	1	3.2
FOUR SEASONS BOAT SERVICES	Water transportation	24	18	6	25.0
FPE/ROEN ENGINEERS INC	Engineering, accounting research mgmt and related services	63	54	9	14.3
FRED MEYER SHOPPING CENTERS	General merchandise stores	3,285	2,744	541	16.5
FRESH SOURDOUGH EXPRESS	Eating & drinking places	42	29	13	31.0
FRIGID NORTH CO	Wholesale trade-durable goods	45	42	3	6.7
FRITZ COMPANIES INC	Transportation services	221	206	15	6.8
FRONTIER BINGO JOINT VENTURE	Amusement & recreation services	34	27	7	20.6
FRONTIER BUSINESS MACHINE	Wholesale trade-durable goods	52	49	3	5.8
FRONTIER CABLE INC	Communications	32	26	6	18.8
FRONTIER FLYING SERVICE INC	Transportation by air	150	137	13	8.7
FRONTIER FOODS	Food stores	114	91	23	20.2
FRONTIER LANDSCAPING INC	Agricultural services	26	18	8	30.8
FRONTIER PAPER INC	Wholesale trade-nondurable goods	22	20	2	9.1
FRONTIER PAVING CORP	Construction-special trade contractors	33	25	8	24.2
FRONTIER PLUMBING SUPPLY INC	Wholesale trade-durable goods	30	29	1	3.3
FRONTIER ROOFING & GEN CONST	Building construction-general contractors and cooperative builders	22	17	5	22.7
FRONTIER TRAINING CTR INC	Business services	91	81	10	11.0
FRONTIERSMAN THE	Printing, publishing and allied industries	55	49	6	10.9
FT WAINWRIGHT FED CREDIT UNION	Depository institutions	45	28	17	37.8
FT YUKON CITY OF	Executive, legislative & general government except finance	116	111	5	4.3
FUCHS ELECTRIC INC	Construction-special trade contractors	20	17	3	15.0
FULLFORD ELECTRIC INC	Construction-special trade contractors	22	22	0	0.0
FURNITURE ENTERPRISE OF AK	Home furniture, furnishings & equipment stores	211	185	26	12.3
FURNITURE WORLD INC	Home furniture, furnishings & equipment stores	42	27	15	35.7
FURSTENBERG ENTERPRISES	Engineering, accounting research mgmt and related services	22	19	3	13.6

**Resident and Nonresident Workers by Firm-Alaska 1996  
Firms with 20 or More Workers**

Employer	Industry	Total Workers	Resident Workers	Nonresident Workers	Percent Nonresident
G & S ENTERPRISES INC	Motor freight transportation & warehousing	29	27	2	6.9
G B R EQUIPMENT INC	Oil and gas extraction	60	40	20	33.3
G W TEAL	Eating & drinking places	27	25	2	7.4
G&G FOODMART	General merc.andise stores	28	25	3	10.7
G&G FOODMART	General merchandise stores	35	32	3	8.6
G&L CLEANING INC	Business services	31	27	4	12.9
GABES TRUCK & AUTO REPAIR	Automotive repair, services & parking	48	38	10	20.8
GAGNON MASONRY	Construction-special trade contractors	22	17	5	22.7
GAILS HALLMARK	Miscellaneous retail	30	24	6	20.0
GAKONA JCT VILLAGE INC	Hotels, rooming houses, camps and other lodging places	28	18	10	35.7
GALFN HOSPITAL ALASKA INC	Health services	885	796	89	10.1
GALENA CITY OF	Executive, legislative & general government except finance	68	63	5	7.4
GALENA CITY SCHOOL DISTRICT	Educational services	81	75	6	7.4
GALENA LIQUOR STORE INC	Miscellaneous retail	20	17	3	15.0
GALLERIES OF ALASKA INC	Miscellaneous retail	23	12	11	47.8
GALLIGASKINS INC	Apparel & accessory stores	31	29	2	6.5
GALLOS MEXICAN RESTAURANT INC	Eating & drinking places	178	111	67	37.6
GAMBARDELLAS II INC	Eating & drinking places	104	73	31	29.8
GAMBELL COMMON COUNCIL	Administration of human resource programs	82	80	2	2.4
GAMBELL NATIVE STORE	General merchandise stores	31	31	0	0.0
GAMBELL WATER PROJECT	Heavy construction other than building construction-contractors	44	40	4	9.1
GAN A YOO LIMITED	Holding & other investment offices	79	75	4	5.1
GARCIAS CANTINA & CAFE	Eating & drinking places	135	118	17	12.6
GARCIAS OF SCOTTSDALE	Eating & drinking places	75	54	21	28.0
GARDEN & TURF WORKS	Agricultural services	43	38	5	11.6
GARDEN ISLAND PARTY STORE	Miscellaneous retail	49	46	3	6.1
GARY KING INC	Miscellaneous retail	231	202	29	12.6
GARYS CUSTOM DETAILING	Automotive repair, services & parking	22	12	10	45.5
GASTINEAU GUILDING CO	Amusement & recreation services	29	23	6	20.7
GASTINEAU HUMAN SERVICES CORP	Engineering, accounting research mgmt and related services	65	59	6	9.2
GASTINEAU HUMANE SOCIETY	Membership organizations	24	18	6	25.0
GASTON & ASSOCIATES INC	Building construction-general contractors and operative builders	312	268	44	14.1
GATES CONSTRUCTION INC	Lumber and wood products, except furniture	70	60	10	14.3
GATEWAY LQUR & FOOD MART TEXAC	Automotive dealers & gasoline service stations	28	21	7	25.0
GATOR GLASS CO	Building materials, hardware, garden supply & mobile home deale	20	18	2	10.0
GBC INC	Building construction-general contractors and cooperative builders	82	81	1	1.2
GCI CABLE FAIRBANKS INC	Communications	25	23	2	8.0
GCI CABLE INC	Communications	43	40	3	7.0
GCI COMMUNICATION CORP	Communications	599	555	44	7.3
GEN CONCRETE CO INC	Construction-special trade contractors	49	39	10	20.4
GENECO INC	Building construction-general contractors and cooperative builders	35	30	5	14.3
GENERAL ELECTRIC CO	Wholesale trade-durable goods	20	17	3	15.0
GENERAL MECHANICAL INC	Construction-special trade contractors	32	28	4	12.5
GENERAL NUTRITION CENTER	Food stores	49	32	17	34.7
GENERAL PARTS & SERVICE	Wholesale trade-durable goods	31	28	3	9.7
GENERAL ROOFING CO	Construction-special trade contractors	23	17	6	26.1
GENERAL SECURITY SERVICES CORP	Business services	23	22	1	4.3
GENERATIONS PAINT & DRYWALL	Construction-special trade contractors	20	13	7	35.0
GENES INC	Automotive dealers & gasoline service stations	84	72	12	14.3
GENEVA WOODS ENT ASSOC INC	Health services	23	20	3	13.0
GENEVA WOODS PHARMACY INC	Miscellaneous retail	161	145	16	9.9

**Resident and Nonresident Workers by Firm-Alaska 1996**  
**Firms with 20 or More Workers**

Employer	Industry	Total Workers	Resident Workers	Nonresident Workers	Percent Nonresident
GENTLE CARE DENTAL CENTER	Health services	56	49	7	12.5
GENUINE PARTS COMPANY	Wholesale trade-durable goods	333	296	37	11.1
GEONORTH INC	Business services	22	18	4	18.2
GEO PHYSICAL INSTITUTE	Engineering, accounting research mgmt and related services	397	310	87	21.9
GEORGES & PLUMB GOLD	Miscellaneous retail	20	14	6	30.0
GEORGES ENTERPRISES	Food stores	32	30	2	6.3
GEORGES FAMILY RESTAURANT	Eating & drinking places	71	58	13	18.3
GEOTEMPS INC	Business services	23	16	7	30.4
GESINES FOUR CORNERS REST INC	Eating & drinking places	50	34	16	32.0
GETTWELL INC	Eating & drinking places	80	69	11	13.8
GHEMM COMPANY INC	Building construction-general contractors and operative builders	75	70	5	6.7
GIANT DONS CARPET & DESIGN	Home furniture, furnishings & equipment stores	36	32	4	11.1
GILDERSLEEVE INC	Lumber and wood products, except furniture	202	93	109	54.0
GILMORE HOTEL	Hotels, rooming houses, camps and other lodging places	43	25	18	41.9
GINO MORENA ENTERPRISES	Personal services	96	71	25	26.0
GIORGIO AT THE PIER INC	Eating & drinking places	103	47	56	54.4
GIOVANNIS ALA ITALIAN PIZZA ARIA	Eating & drinking places	35	29	6	17.1
GIRL SCOUTS SUSITNA COUNCIL	Membership organizations	84	70	14	16.7
GLACIAL REFLECTIONS CATERING I	Eating & drinking places	71	60	1	15.5
GLACIER BAY FOODS INC	Eating & drinking places	47	33	14	29.8
GLACIER BAY LODGE INC	Hotels, rooming houses, camps and other lodging places	20	8	12	60.0
GLACIER BAY PARK CONCESSIONS	Eating & drinking places	214	28	186	86.9
GLACIER BEAR LODGE INC	Hotels, rooming houses, camps and other lodging places	47	34	13	27.7
GLACIER FISH CO LTD	Food and kindred products	118	21	97	82.2
GLACIER GRILL & PIZZA	Eating & drinking places	24	21	3	12.5
GLACIER PAINTING & DECORATING	Construction-special trade contractors	44	40	4	9.1
GLACIER PONTIAC BUICK GMC TRUC	Automotive dealers & gasoline service stations	33	31	2	6.1
GLACIER SOUND INN INC	Hotels, rooming houses, camps and other lodging places	50	34	16	32.0
GLACIER ST MOVING & STRGINC	Motor freight transportation & warehousing	36	32	4	11.1
GLACIER STATE CONTRACTORS INC	Construction-special trade contractors	22	17	5	22.7
GLACIER STEEL BUILDINGS INC	Construction-special trade contractors	78	51	27	34.6
GLACIER VILLAGE SUPERMARKET IN	Food stores	223	200	23	10.3
GLENN MILLS CONSTRUCTION CO	Building construction-general contractors and operative builders	20	15	5	25.0
GLIDDEN CO THE	Wholesale trade-nondurable goods	20	19	1	5.0
GLM INC	Industrial and commercial machinery and computer equipment	28	25	3	10.7
GLOBAL SERVICES INC	Engineering, accounting research mgmt and related services	83	74	9	10.8
GLORIAS DELI & CAFE	Eating & drinking places	23	22	1	4.3
GLUE POT	Eating & drinking places	24	21	3	12.5
GMG GENERAL INC	Construction-special trade contractors	37	34	3	8.1
GODFATHERS PIZZA INC	Eating & drinking places	310	245	65	21.0
GOLD BELT INC	Holding & other investment offices	35	32	4	11.1
GOLD CACHE BINGO	Amusement & recreation services	46	46	0	0.0
GOLD MINERS HOTEL	Hotels, rooming houses, camps and other lodging places	20	20	0	0.0
GOLD NUGGET FARMS	Agricultural production-crops	72	61	11	15.3
GOLD RUSH PRODUCTIONS INC	Amusement & recreation services	20	7	13	65.0
GOLDEN DONUTS INC	Food stores	25	15	10	40.0
GOLDEN FRONTIER ENTERPRISES	Eating & drinking places	618	444	174	28.2
GOLDEN HEART SOFTBALL ASSOC	Amusement & recreation services	25	21	4	16.0
GOLDEN LION HOTEL	Hotels, rooming houses, camps and other lodging places	77	66	11	14.3
GOLDEN NORTH HOTEL	Hotels, rooming houses, camps and other lodging places	34	17	17	50.0
GOLDEN NORTH MOTEL	Hotels, rooming houses, camps and other lodging places	36	23	13	36.1

**Resident and Nonresident Workers by Firm-Alaska 1996**  
**Firms with 20 or More Workers**

Employer	Industry	Total Workers	Resident Workers	Nonresident Workers	Percent Nonresident
GOLDEN NORTH VAN LINES INC	Motor freight transportation & warehousing	194	166	28	14.4
GOLDEN RULE CAMP SVCS INC	Eating & drinking places	40	22	18	45.0
GOLDEN VALLEY ELEC ASSN INC	Electric, gas & sanitary services	252	248	4	1.6
GOLDEN WHEAT DISTRIBUTORS INC	Wholesale trade-nondurable goods	49	48	1	2.0
GOLDEN WHEEL AMUSEMENTS INC	Amusement & recreation services	387	285	102	26.4
GOLDEN WHEEL FOODS	Eating & drinking places	78	67	11	14.1
GOLDEN YEARS INC	Health services	55	44	11	20.0
GOLDS GYM	Amusement & recreation services	30	26	4	13.3
GOLOVIN CITY OF	Executive, legislative & general government except finance	34	32	2	5.9
GOLOVIN FIRE DEPT BINGO ACCT	Amusement & recreation services	62	57	5	8.1
GOLOVIN NATIVE CORP	Holding & other investment offices	22	21	1	4.5
GOOD TIME CHARLIES/AVTAC/AK	Eating & drinking places	58	29	29	50.0
GOODNEWS BAY CITY OF	Executive, legislative & general government except finance	37	36	1	2.7
GOODNEWS BAY TRADITIONAL COUNCIL	Membership organizations	27	26	1	3.7
GOODNIGHT INN LODGE	Hotels, rooming houses, camps and other lodging places	60	49	11	18.3
GOODYEAR TIRE & RUBBER CO THE	Wholesale trade-durable goods	27	25	2	7.4
GORILLA FIREWORKS	Miscellaneous retail	35	31	4	11.4
GOURMET VENTURES INC	Eating & drinking places	346	241	105	30.3
GRAFTON MCCLINTOCK INC	Building construction-general contractors and operative builders	26	23	3	11.5
GRAND AUTO	Automotive dealers & gasoline service stations	44	37	7	15.9
GRANT & GRANT CONST & GAS & GO	Building construction-general contractors and operative builders	34	29	5	14.7
GRANT AVIATION INC	Transportation by air	65	47	18	27.7
GRASLE & ASSOC	Construction-special trade contractors	54	46	8	14.8
GRAYBAR ELECTRIC CO INC	Wholesale trade-durable goods	46	38	8	17.4
GRAYLING WATER & SEWER PROJECT	Heavy construction other than building construction-contractors	38	33	5	13.2
GREAT AK LAWN & LANDSCAPING	Agricultural services	73	60	13	17.8
GREAT AKN BOWL CO INC THE	Lumber and wood products, except furniture	30	21	9	30.0
GREAT AKN CLOTHING CO THE	Apparel & accessory stores	23	21	2	8.7
GREAT AKN HOLIDAYS	Automotive repair, services & cleaning	44	32	12	27.3
GREAT ESCAPE THE	Eating & drinking places	73	63	10	13.7
GREAT HARVEST BREAD CO	Food stores	36	36	0	0.0
GREAT LAND ELEC CONTR INC	Construction-special trade contractors	35	21	14	40.0
GREAT NN SEA PRODUCTS INC	Food and kindred products	104	68	36	34.6
GREAT NORTHERN ENGINEERING	Engineering, accounting research mgmt and related services	31	26	5	16.1
GREAT NW LANDSCAPING INC	Construction-special trade contractors	67	56	11	16.4
GREAT PACIFIC SEAFOODS INC	Food and kindred products	421	157	264	62.7
GREAT WSTN CHEMICAL CO	Wholesale trade-nondurable goods	20	18	2	10.0
GREATER ANCHORAGE INC	Membership organizations	30	23	7	23.3
GREATLAND FOODS INC	Wholesale trade-nondurable goods	60	57	3	5.0
GREEN CONNECTION INC	Business services	80	66	14	17.5
GREEN MOUNTAIN CORP	Miscellaneous retail	21	17	4	19.0
GREENS CREEK MINING CO	Metal mining	272	206	66	24.3
GREER TANK & WELDING INC	Fabricated metal products except machinery and transportation eq	53	39	14	26.4
GREER TANK INC	Fabricated metal products except machinery and transportation eq	27	23	4	14.8
GREG STOUT LOGGING INC	Lumber and wood products, except furniture	21	16	5	23.8
GRENDahl MARVIN MD APC	Health services	23	18	5	21.7
GREYHOUND LOUNGE	Eating & drinking places	41	30	11	26.8
GRIFFARD STEEL INC	Construction-special trade contractors	24	16	8	33.3
GRIFFCO INC	Eating & drinking places	89	71	18	20.2
GRINNELL CORP	Construction-special trade contractors	70	48	22	31.4
GRIZZLYS INC	Miscellaneous retail	108	83	25	23.1

**Resident and Nonresident Workers by Firm-Alaska 1996**  
**Firms with 20 or More Workers**

Employer	Industry	Total Workers	Resident Workers	Nonresident Workers	Percent Nonresident
GROSS ALASKA INC	Motion pictures	123	105	18	14.6
GRUBSTAKE REALTY & AUCTION CO	Business services	43	29	14	32.6
GTE AK INC	Communications	63	57	6	9.5
GTR FBKS CHAMBER OF COMM INC	Membership organizations	24	23	1	4.2
GTR SOLDOTNA CHAMBER OF COMM	Membership organizations	25	25	0	0.0
GUARDIAN SECURITY SYSTEMS INC	Business services	345	275	70	20.3
GUARDSMARK INC	Business services	78	57	21	26.9
GUESS & RUDIN	Legal services	31	30	1	3.2
GUIDOS PIZZA	Eating & drinking places	78	67	11	14.1
GULLIVERS BOOKS INC	Miscellaneous retail	24	21	3	12.5
GUMLEY EXCAVATION INC	Construction-special trade contractors	37	30	7	18.9
GUNDERSEN PAINTING	Construction-special trade contractors	45	37	8	17.8
GUNNUK CREEK HATCHERY	Fishing, hunting and trapping	23	19	4	17.4
GWENNIE'S OLD AK RESTAURANT	Eating & drinking places	92	62	30	32.6
GWENNIES CAB CO	Local & suburban transit & interurban highway passenger transport	39	35	4	10.3
GWINS LODGE INC	Eating & drinking places	48	23	25	52.1
GYMNASTICS INC	Amusement & recreation services	26	21	5	19.2
H A P ENTERPRISES INC	Building materials, hardware, garden supply & mobile home dealers	28	26	2	7.1
H C PRICE CO	Heavy construction other than building construction-contractors	1,569	1,198	371	23.6
H WATT & SCOTT	Building construction-general contractors and operative builders	50	42	8	16.0
H&H CONTRACTORS INCORPORATED	Heavy construction other than building construction-contractors	117	99	18	15.4
H&K SHEETMETAL FABRICATORS INC	Construction-special trade contractors	29	27	2	6.9
H&R BLOCK TAX SVCS INC	Personal services	111	108	3	2.7
H&R MANAGEMENT INC	Real estate	21	19	2	9.5
H&S WAREHOUSE INC	Motor freight transportation & warehousing	67	54	13	19.4
HABITAT	Home furniture, furnishings & equipment stores	75	62	13	17.3
HADFIELDS BAR & LIQUOR STORE I	Miscellaneous retail	28	18	10	35.7
HAGELAND AVIATION SVCS INC	Transportation by air	131	105	26	19.8
HAGMEIER JOHN CO	Building construction-general contractors and operative builders	20	19	1	5.0
HAIDA CORPORATION	Holding & other investment offices	20	15	5	25.0
HAINES AIRWAY INC	Transportation by air	38	35	3	7.9
HAINES BOROUGH	Executive, legislative & general government except finance	27	24	3	11.1
HAINES BOROUGH SCHOOL DIST	Educational services	156	135	20	12.8
HAINES CITY OF	Executive, legislative & general government except finance	37	35	2	5.4
HAINES LODGE BPOE ELKS #2634	Membership organizations	24	23	1	4.2
HALCO ENTERPRISES	Construction-special trade contractors	33	28	5	15.2
HALL QUALITY BUILDERS	Building construction-general contractors and operative builders	21	14	7	33.3
HALL QUALITY BUILDERS INC	Building construction-general contractors and operative builders	47	38	9	19.1
HALLIBURTON COMPANY	Oil and gas extraction	217	188	29	13.4
HALLMARK MKTG CORP	Business services	40	34	6	15.0
HAMES CORPORATION	Food stores	230	193	37	16.1
HAMILTON CONSTRUCTION	Building construction-general contractors and operative builders	35	27	8	22.9
HAMMER & WIKAN INC	Food stores	115	94	21	18.3
HANDLEMAN COMPANY	Wholesale trade-durable goods	55	46	9	16.4
HANGAR ON THE WARF PUB & GRILL	Eating & drinking places	90	57	33	36.7
HANKAL CONSTR INC	Construction-special trade contractors	41	37	4	9.8
HANNA AUTO WASH INC	Automotive repair, services & parking	520	370	150	28.8
HARBOR BAR & LIQUOR STORE	Eating & drinking places	22	16	6	27.3
HARBOR DINNER CLUB	Eating & drinking places	41	31	10	24.4
HARBOR ENTERPRISES INC	Miscellaneous retail	247	216	31	12.6
HARBOR FUEL CO INC	Miscellaneous retail	48	40	8	16.7

**Resident and Nonresident Workers by Firm-Alaska 1996**  
**Firms with 20 or More Workers**

Employer	Industry	Total Workers	Resident Workers	Nonresident Workers	Percent Nonresident
HARBOR FUEL SERVICE	Wholesale trade-nondurable goods	35	33	2	5.7
HARBOR LIGHTS MINI MART	Food stores	32	28	4	12.5
HARBOR LIGHTS PIZZA	Eating & drinking places	21	16	5	23.8
HARBOR LTS PIZZA	Eating & drinking places	27	22	5	18.5
HARBOR UNION OF KETCHIKAN INC	Automotive dealers & gasoline service stations	31	21	10	32.3
HARDING LAWSON ASSOCIATES INC	Engineering, accounting research mgmt and related services	49	48	1	2.0
HARDRIVES INC	Heavy construction other than building construction-contractor	23	23	0	0.0
HARLEY DAVIDSON FARTHEST N OUT	Automotive dealers & gasoline service stations	20	17	3	15.0
HARMON CALL & ASSOCIATES LLC	Health services	26	24	2	7.7
HARRIS SAND & GRAVEL INC	Stone, clay, glass and concrete products	31	27	4	12.9
HARRIS TECHNICAL SVCS CORP	Transportation by air	40	30	10	25.0
HARRY A STROH ASSOCIATES	Business services	46	38	8	17.4
HARRYS FAMILY RESTAURANT	Eating & drinking places	23	19	4	17.4
HARRYS INC	Eating & drinking places	174	133	41	23.6
HART CROWSER & ASSOC INC	Engineering, accounting research mgmt and related services	21	19	2	9.5
HARTEC MGMT CONSULTANTS INC	Engineering, accounting research mgmt and related services	82	67	15	18.3
HARTIG RHODES NORMAN MAHONEY	Legal services	28	26	2	7.1
HARTLEY MOTORS INC	Automotive dealers & gasoline service stations	31	28	3	9.7
HASKELL CORPORATION	Construction-special trade contractors	42	36	6	14.3
HATREL PRESCHOOL THE	Amusement & recreation services	28	27	1	3.6
HAUTE STUFF INC	Food stores	73	51	22	30.1
HAWAIIAN VACATIONS INC	Transportation services	45	42	3	6.7
HAWK INLET SERVICES	Heavy construction other than building construction-contractors	75	51	24	32.0
HAWKINS WAREHOUSE	Apparel & accessory stores	21	15	6	28.6
HB&R INC	Oil and gas extraction	29	5	24	82.8
HDR ALASKA INC	Engineering, accounting research mgmt and related services	35	33	2	5.7
HEALTH CORP ASSOCIATES INC	Business services	24	8	16	66.7
HEALTHCARE REIMBURSEMENT SVCS	Engineering, accounting research mgmt and related services	29	26	3	10.3
HEALTHY CHANGES	Amusement & recreation services	35	33	2	5.7
HEARTSIDE BOOKS INC	Miscellaneous retail	31	29	2	6.5
HEARTWOOD CONSTRUCTION INC	Construction-special trade contractors	82	59	23	28.0
HEATING COMPANY THE	Construction-special trade contractors	21	13	8	38.1
HECTOLITERS INC	Nonclassifiable establishments	87	66	21	24.1
HEGEDUS & SON INC	Automotive repair, services & parking	25	20	5	20.0
HELICOPTER SERVICES INC	Transportation by air	45	29	16	35.6
HELLENTHAL & ASSOCIATES	Engineering, accounting research mgmt and related services	78	66	12	15.4
HENRYS GREAT ALASKAN RESTAURAN	Eating & drinking places	55	37	18	32.7
HENRYS SERVICE INC	Business services	103	88	15	14.6
HERE LOCAL 878	Membership organizations	20	20	0	0.0
HERITAGE HOTEL	Hotels, rooming houses, camps and other lodging places	23	16	7	30.4
HERITAGE NORTHWEST	Food stores	87	50	27	31.0
HERNDON & THOMPSON INC	Heavy construction other than building construction-contractors	41	39	2	4.9
HERTZ CORP	Automotive repair, services & parking	21	20	1	4.8
HERTZ TRANSPORTING INC	Automotive repair, services & parking	21	17	4	19.0
HEWITTS DRUG STORE	Miscellaneous retail	22	19	3	13.6
HICKEL CONST & ENGINEERING INC	Building construction-general contractors and operative builders	48	47	1	2.1
HICKEL INVESTMENT CO	Real estate	67	56	11	16.4
HIGH GEAR	Miscellaneous retail	23	17	6	26.1
HIGH GRADE CONSTRUCTION	Construction-special trade contractors	20	16	4	20.0
HIGH PERFORMANCE AUTO SUPPLY	Wholesale trade-durable goods	42	40	2	4.8
HILL WAYNE CO	General merchandise stores	28	26	2	7.1

**Resident and Nonresident Workers by Firm-Alaska 1996  
Firms with 20 or More Workers**

Employer	Industry	Total Workers	Resident Workers	Nonresident Workers	Percent Nonresident
HILL'S & JOE'S STORE	General merchandise stores	22	21	1	4.5
HILLCREST CHILDRENS CENTER	Social services	41	36	5	12.2
HILLSIDE MOTEL & CAMPER PARK	Hotels, rooming houses, camps and other lodging places	30	23	7	23.3
HILLTOP SKI AREA	Amusement & recreation services	202	173	29	14.4
HITCHING POST CAFE & BLUE GROU	Eating & drinking places	28	21	7	25.0
HITE CONSTRUCTION INC	Mot. & freight transportation & warehousing	21	16	5	23.8
HOBBY HORSE HOUSE CHILD CARE	Social services	22	20	2	9.1
HOFFMAN CONSTRUCTION CO OF AK	Building construction-general contractors and operative builders	25	25	0	0.0
HOFFMAN MANAGEMENT CO	Real estate	94	87	7	7.4
HOFFMANN COMMERCIAL INC	Real estate	42	40	2	4.8
HOGG BROS CAFE	Eating & drinking places	38	33	5	13.2
HOLADAY PARKS INC	Construction-special trade contractors	27	27	0	0.0
HOLIDAY INN - ANCHORAGE	Hotels, rooming houses, camps and other lodging places	176	146	30	17.0
HOLLY INC	Eating & drinking places	33	28	5	15.2
HOLM TOWN NURSERY	Agricultural production-crops	41	36	5	12.2
HOLY CROSS CITY COUNCIL	Executive, legislative & general government except finance	37	37	0	0.0
HOLY ROSARY ACADEMY	Educational services	49	40	9	18.4
HOME HEALTH NORTH INC	Health services	24	21	3	12.5
HOMELAND ENTERPRISES	Building construction-general contractors and operative builders	25	9	16	64.0
HOMER AIR	Transportation by air	28	23	5	17.9
HOMER BPOE #2127	Membership organizations	23	21	2	8.7
HOMER CITY OF	Executive, legislative & general government except finance	125	121	4	3.2
HOMER ELECTRIC ASSN INC	Electric, gas & sanitary services	157	151	6	3.8
HOMER MEDICAL CLINIC	Health services	29	25	4	13.8
HOMER NEWS	Printing, publishing and allied industnes	21	18	3	14.3
HOMER SENIOR CITIZENS INC	Social services	35	32	3	8.6
HOMER SOC OF NATURAL HIST INC	Museums, art galleries & botanical & zoological gardens	30	27	3	10.0
HOMESTEAD CAFE	Eating & drinking places	46	21	25	54.3
HOMESTEADERS	Nonclassifiable establishments	36	22	14	38.9
HOMESTEADERS LUMBER & HARDWAR	General merchandise stores	97	85	12	12.4
HONEST BINGO	Amusement & recreation services	29	26	3	10.3
HOOCHIS SPORTS PUB	Eating & drinking places	54	44	10	18.5
HOOK LINE & SINKER INC	Eating & drinking places	104	78	26	25.0
HOONAH AK NATIVE SISTERHOOD	Membership organizations	31	31	0	0.0
HOONAH CITY OF	Executive, legislative & general government except finance	31	28	3	9.7
HOONAH COLD STORAGE	Food and kindred products	154	93	61	39.6
HOONAH PUBLIC SCHOOLS	Educational services	112	98	14	12.5
HOOPER BAY CITY COUNCIL	Executive, legislative & general government except finance	154	145	9	5.8
HOOPER BAY WATER & SEWER PROJ	Heavy construction other than building construction-contractors	28	28	0	0.0
HOOTERS LLC	Eating & drinking places	133	95	38	28.6
HOPE COTTAGE INC	Social services	566	497	69	12.2
HOPS STATIONERY INC	Miscellaneous retail	34	26	8	23.5
HORIZONS UNLIMITED INC	Social services	52	41	11	21.2
HOSPICE & HOME CARE OF JUNEAU	Health services	42	41	1	2.4
HOSPITALITY MKTG CONCEPTS	Engineering, accounting research mgmt and related services	67	52	15	22.4
HOST INTERNATIONAL INC	Eating & drinking places	204	167	37	18.1
HOT DOG ON A STICK	Eating & drinking places	26	25	1	3.8
HOT LICKS HOMEMADE ICE CREAM I	Eating & drinking places	59	39	20	33.9
HOTEL CAPTAIN HOOK	Hotels, rooming houses, camps and other lodging places	45	35	10	22.2
HOTEL HALSINGLAND INC	Hotels, rooming houses, camps and other lodging places	87	37	50	57.5
HOTSHCTS CINNAMONS WASILLA BAR	Eating & drinking places	26	22	4	15.4

**Resident and Nonresident Workers by Firm-Alaska 1996**  
**Firms with 20 or More Workers**

Employer	Industry	Total Workers	Resident Workers	Nonresident Workers	Percent Nonresident
HOUSE OF CRITTERS/REEF	Miscellaneous retail	75	61	14	18.7
HOUSE OF HARLEY INC	Automotive dealers & gasoline service stations	25	22	3	12.0
HOUSE OF TIRES INC	Automotive dealers & gasoline service stations	27	23	4	14.8
HOUSTON CONTRACTING CO-AK LT	Heavy construction other than building construction-contractors	238	183	55	23.1
HOW HOW INC	Eating & drinking places	26	19	7	26.9
HOWDIE HOMES INC/HOWDIE INV	Building construction-general contractors and operative builders	32	28	4	12.5
HOWLING COYOTE ENTS INC	Eating & drinking places	41	36	5	12.2
HOUSERS SUPERMARKET LTD	Food stores	55	46	9	16.4
HUB LOUNGE THE	Eating & drinking places	37	27	10	27.0
HUFFMAN FAMILY DENTISTRY	Health services	23	21	2	8.7
HUFFY SERVICE FIRST INC	Business services	42	36	6	14.3
HUGHES CITY OF	Executive, legislative & general government except finance	43	39	4	9.3
HUGHES THORSNESS GANTZ POWELL	Legal services	55	54	1	1.8
HULTQUIST CONSTRUCTION INC	Building construction-general contractors and operative builders	22	19	3	13.6
HUNGRY BEAVER INC	Eating & drinking places	28	18	10	35.7
HUNTER ELECTRIC	Construction-special trade contractors	20	17	3	15.0
HUNZ & HUNZ ENTERPRISES	Stone, clay, glass and concrete products	34	29	5	14.7
HURLEY ENTERPRISES INC	Business services	26	24	2	7.7
HUSKY ELECTRIC INC	Construction-special trade contractors	23	19	4	17.4
HUSKY FOOD PROD OF ANCH INC	Wholesale trade-nondurable goods	34	30	4	11.8
HUSLIA CITY COUNCIL	Executive, legislative & general government except finance	31	28	3	9.7
HUTCHINGS CHEVROLET INC	Automotive dealers & gasoline service stations	78	69	9	11.5
HYDABURG CITY OF	Executive, legislative & general government except finance	37	37	0	0.0
HYDABURG CITY SCHOOL DIST	Educational services	60	57	3	5.0
HYDER COMMUNITY ASSOC INC	Membership organizations	26	22	4	15.4
I EVEN DO WINDOWS A CLEANING S	Business services	34	26	8	23.5
I U O E LOCAL #302	Membership organizations	20	20	0	0.0
IBM CORPORATION	Wholesale trade-durable goods	28	27	1	3.6
ICE SVCS INC	Engineering, accounting research mgmt and related services	45	32	13	28.9
ICICLE SEAFOODS INC	Food and kindred products	1,769	421	1,348	76.2
ICON OFFICE SOLUTIONS INC	Wholesale trade-durable goods	52	48	4	7.7
IDITAROD AREA SCHOOL DISTRICT	Educational services	334	312	22	6.6
IDITAROD PROPERTIES	Miscellaneous retail	54	38	16	29.6
IDITAROD TRAIL COMMITTEE INC	Miscellaneous retail	47	42	5	10.6
IGA FOOD CACHE	Food stores	63	57	6	9.5
IKE CARTER JANITORIAL SVCS	Business services	120	96	24	20.0
ILIAMNA AIR TAXI INC	Transportation by air	25	17	8	32.0
ILIAMNA NEWHALEN ELECTRIC CO	Electric, gas & sanitary services	21	19	2	9.5
ILILGAAT TUPOAT INC	Social services	54	48	6	11.1
ILISAGVIK COLLEGE	Educational services	184	164	20	10.9
ILIULIUK FAM & HEALTH SVC INC	Health services	39	33	6	15.4
ILLIAMNA VILLAGE COUNCIL	Membership organizations	24	21	3	12.5
IMAGE STUDIOS	Personal services	59	57	2	3.4
IMAGINARIUM INC THE	Amusement & recreation services	24	22	2	8.3
IMCA INC	Eating & drinking places	43	36	7	16.3
IMPORT AUTO BODY INC	Automotive repair, services & parking	26	19	7	26.9
IMPROVEMENT ENTERPRISES	Hotels, rooming houses, camps and other lodging places	21	17	4	19.0
INDEPENDENCE PK MED SVCS INC	Health services	36	34	2	5.6
INDEPENDENT STEEL ERECTORS INC	Construction-special trade contractors	36	28	8	22.2
INDIAN HILLS CHEVRON INC	Automotive dealers & gasoline service stations	33	30	3	9.1
INDIAN VALLEY MEATS INC	Wholesale trade-nondurable goods	22	10	12	54.5

**Resident and Nonresident Workers by Firm-Alaska 1996**  
**Firms with 20 or More Workers**

Employer	Industry	Total Workers	Resident Workers	Nonresident Workers	Percent Nonresident
INDUSTRA SERVICE CORP	Miscellaneous repair services	21	0	21	100.0
INDUSTRIAL COMPANY THE	Building construction-general contractors and operative builders	628	274	354	56.4
INDUSTRIAL ELECTRIC	Construction-special trade contractors	23	17	6	26.1
INDUSTRIAL INSTRUMENT SVC INC	Wholesale trade-durable goods	39	35	4	10.3
INDUSTRIAL POWER CORPORATION	Construction-special trade contractors	38	25	13	34.2
INDUSTRIAL ROOFING INC	Construction-special trade contractors	71	63	8	11.3
INGRIM INVESTMENTS INC	Electric, gas & sanitary services	42	36	6	14.3
INLET FISH PRODUCER INC	Food and kindred products	284	74	210	73.9
INLET FISHERIES INC	Food and kindred products	817	307	510	62.4
INLET GLASS & MILLWORK INC	Building materials, hardware, garden supply & mobile home deals	20	14	6	30.0
INLET PETROLEUM CO	Wholesale trade-nondurable goods	33	33	0	0.0
INLET VIEW REST & BAR INC	Eating & drinking places	39	27	12	30.8
INLET VIEW SERVICES INC	Agricultural services	27	19	8	29.6
INN AT THE WATERFRONT INC	Hotels, rooming houses, camps and other lodging places	27	15	12	44.4
INN SERVICES INC	Hotels, rooming houses, camps and other lodging places	198	159	39	19.7
INNOVATIVE COOKING ENTERPRISES	Wholesale trade-nondurable goods	23	22	1	4.3
INSURANCE CO OF N AMERICA	Insurance carriers	28	28	0	0.0
INTEC INC	Transportation services	29	23	6	20.7
INTERIOR AK FISH PROCESSORS	Food and kindred products	55	43	12	21.8
INTERIOR CONCRETE INC	Construction-special trade contractors	21	19	2	9.5
INTERIOR FOODS SPECIALTIES	Eating & drinking places	63	50	13	20.6
INTERIOR REGION HOUSING AUTH	Real estate	66	63	3	4.5
INTERIOR TEXACO	Automotive dealers & gasoline service stations	25	21	4	16.0
INTERNAL MEDICINE ASSOC INC	Health services	25	24	1	4.0
INTERNATIONAL INTERIORS INC	Wholesale trade-durable goods	26	23	3	11.5
INTERNATIONAL TOTAL SERVICES	Business services	119	102	17	14.3
INTERNET ALASKA INC	Business services	35	30	5	14.3
INTERSTATE BRANDS CORP	Wholesale trade-nondurable goods	128	120	8	6.3
INTL AIR SVC CO LTD	Business services	63	34	29	46.0
INTL ASSN OF MACH & AEROSPACE	Membership organizations	31	28	3	9.7
INTL AVIATION SVC	Wholesale trade-nondurable goods	25	21	4	16.0
INTL BROHD OF TEAMSTERS 959	Membership organizations	44	44	0	0.0
INTL BROTHERHOOD OF ELECTRICAL	Membership organizations	116	111	5	4.3
INTL SEAFOODS OF AK INC	Food and kindred products	520	385	135	26.0
INTL STEEL ERECTORS	Building construction-general contractors and operative builders	121	100	21	17.4
INTREGATED SOLUTIONS INC	Home furniture, furnishings & equipment stores	51	42	9	17.6
INUIT CIRCUMPOLAR CONFERENCE	Membership organizations	28	26	2	7.1
INUPIAT WATE PEPES ELEPH POT	Eating & drinking places	20	9	11	55.0
IRON INC	Construction-special trade contractors	26	13	13	50.0
ISEC INCORPORATED	Construction-special trade contractors	33	29	4	12.1
ISLAND AIR SVC	Transportation by air	49	29	20	40.8
ISLAND ELECTRIC INC	Construction-special trade contractors	24	22	2	8.3
ISLAND WATERWAYS	Water transportation	23	15	8	34.8
IST CHOICE HOME HEALTH CARE IN	Health services	25	21	4	16.0
IT CORPORATION	Engineering, accounting research mgmt and related services	25	21	4	16.0
ITT FEDERAL SERVICES CORP	Engineering, accounting research mgmt and related services	245	218	27	11.0
IZAAK WALTON LEAGUE OF AK INC	Amusement & recreation services	46	40	6	13.0
J B BUSH	Transportation services	31	23	8	25.8
J C PENNEY CO INC	General merchandise stores	1,081	886	195	18.0
J DS BAR B QUE PIT	Eating & drinking places	33	26	7	21.2
J E THORNTON GENERAL CONTRACTI	Building construction-general contractors and operative builders	24	16	8	33.3

**Resident and Nonresident Workers by Firm-Alaska 1996**  
**Firms with 20 or More Workers**

Employer	Industry	Total Workers	Resident Workers	Nonresident Workers	Percent Nonresident
J P DOKOOZIAN & ASSOCIATES INC	Engineering, accounting research mgmt and related services	25	23	2	8.0
J&B SERVICES	Construction-special trade contractors	34	29	5	14.7
J&L OILFIELD MAINT	Oil and gas extraction	25	22	3	12.0
J&M CROSS INC	Wholesale trade-durable goods	29	22	7	24.1
J&M JEWELERS INC	Miscellaneous retail	28	23	5	17.9
J&S STEAMWAY INC	Personal services	29	24	5	17.2
J-CAP CATERING /COFFEE SHC?	Eating & drinking places	21	17	4	19.0
JACK WHITE CO	Real estate	65	59	6	9.2
JACKET JUNCTION INC	Apparel & accessory stores	20	17	3	15.0
JACKOVICH IND & CONST SUPPLY I	Wholesale trade-durable goods	25	25	0	0.0
JACKS FINE WINE & LIQUOR	Miscellaneous retail	25	19	6	24.0
JACKS PLUMBING & HEATING INC	Construction-special trade contractors	21	19	2	9.5
JACKSON CONST/EQUIPMENT RENTAL	Heavy construction other than building construction-contractors	36	31	5	13.9
JACOBS ENGINEERING GROUP INC	Engineering, accounting research mgmt and related services	48	32	16	33.3
JADE DYNASTY INC	Eating & drinking places	22	20	2	9.1
JAFFA CONSTRUCTION INC	Miscellaneous repair services	74	39	35	47.3
JAKE CUSTER ENTERPRISES	Construction-special trade contractors	30	19	11	36.7
JAKES AK WILDERNESS OUTFITTERS	Miscellaneous retail	22	14	8	36.4
JAKES INC	Automotive dealers & gasoline service stations	36	32	4	11.1
JALASKO INVESTMENTS INC	Engineering, accounting research mgmt and related services	290	253	37	12.8
JAMES M MONTGOMERY	Engineering, accounting research mgmt and related services	62	59	3	4.8
JANSSEN CONTRACTING COMPANY IN	Construction-special trade contractors	134	112	22	16.4
JAPAN AIRLINES CO LTD	Transportation by air	26	11	15	57.7
JAVA EXPRESS/CAFE ORCA & BAKERY	Eating & drinking places	23	21	2	8.7
JAVA NORTH	Eating & drinking places	45	30	15	33.3
JAY JACOBS INC	Apparel & accessory stores	253	210	43	17.0
JAY-BRANT GENERAL CONTR JV	Building construction-general contractors and operative builders	62	55	7	11.3
JBM RETAIL CO INC	Miscellaneous retail	34	25	8	23.5
JC COMPANY & ASSOCIATES INC	Business services	95	68	27	28.4
JD GLASS & DOOR	Building materials, hardware, garden supply & mobile home dealer	35	32	3	8.6
JE REMEDIATION TECHNOLOGIES IN	Business services	25	19	7	26.9
JEDI ELECTRIC CO	Construction-special trade contractors	24	22	2	8.3
JEFFREYS RESTAURANT	Eating & drinking places	174	130	44	25.3
JEFFREYS RESTAURANT LLC	Eating & drinking places	91	63	23	25.3
JENSENS HOME FURNISHINGS INC	Home furniture, furnishings & equipment stores	42	31	11	26.2
JERMAIN DUNNAGAN & OWENS PC	Legal services	44	39	5	11.4
JERRY WILT/BARROW MECHANICAL	Construction-special trade contractors	29	24	5	17.2
JES CORPORATION	Heavy construction other than building construction-contractors	53	40	13	24.5
JEWEL LAKE BOWL	Amusement & recreation services	63	55	8	12.7
JEWEL LAKE MCDONALDS	Eating & drinking places	137	119	18	13.1
JEWEL LAKE PIZZA & TEA GARDEN	Eating & drinking places	21	17	4	19.0
JEWEL LAKE TASTEE FREEZ	Eating & drinking places	52	50	2	3.8
JJ POWERS PUBLIC RELATIONS	Amusement & recreation services	105	92	13	12.4
JL PROPERTIES INC	Real estate	69	53	16	23.2
JMJ DISTRIBUTORS INC	Wholesale trade-durable goods	21	18	3	14.3
JO-ANN FABRICS	Miscellaneous retail	129	112	17	13.2
JOES BODY & PAINT	Automotive repair, services & parking	35	29	6	17.1
JOHN E MILLER DDS	Health services	25	23	2	8.0
JOHN WAYNE CONST CO INC	Construction-special trade contractors	38	29	9	23.7
JOHNS STORE	Food stores	35	32	3	8.6
JOHNSON CO INC	Building construction-general contractors and operative builders	27	25	2	7.4

**Resident and Nonresident Workers by Firm-Alaska 1996**  
**Firms with 20 or More Workers**

Employer	Industry	Total Workers	Resident Workers	Nonresident Workers	Percent Nonresident
JOHNSON CONST & SUPPLY INC	Building construction-general contractors and cooperative builders	87	79	8	9.2
JOHNSON CONTROLS INC	Construction-special trade contractors	27	27	0	0.0
JOHNSON EXCAV & CONSTRUCTION	Construction-special trade contractors	55	48	7	12.7
JOHNSON LIEBER INC	Wholesale trade-nondurable goods	55	51	4	7.3
JOHNSON'S TIRE SERVICE INC	Automotive dealers & gasoline service stations	237	187	50	21.1
JOVANY'S RESTAURANT	Eating & drinking places	25	19	6	24.0
JRC INC	Amusement & recreation services	606	505	101	16.7
JS BUILDING & GROUNDS MAINT	Business services	27	22	5	18.5
JU JU FLOWERS/SAKO ENT	Miscellaneous retail	57	51	6	10.5
JUNEAU AIRPORT TRAVELODGE	Hotels, rooming houses, camps and other lodging places	119	73	46	38.7
JUNEAU ALLIANCE FOR MENTALLY I	Social services	116	103	13	11.2
JUNEAU CITY & BOROUGH	Executive, legislative & general government except finance	1,067	993	74	6.9
JUNEAU DRUG CO INC	Miscellaneous retail	23	19	4	17.4
JUNEAU ELECTRIC	Construction-special trade contractors	33	30	3	9.1
JUNEAU MEDICAL CLINIC INC	Health services	45	40	5	11.1
JUNEAU MONTESSORI CENTER	Social services	39	30	9	23.1
JUNEAU READY MIX INC	Stone, clay, glass and concrete products	28	28	0	0.0
JUNEAU SCHOOL DIST CITY OF	Educational services	1,221	1,134	87	7.1
JUNEAU SUPER 8 MOTEL	Hotels, rooming houses, camps and other lodging places	68	50	18	26.5
JUNEAU URGENT CARE & FAM CLINI	Health services	23	17	6	26.1
JUNEAU YOUTH SERVICES	Social services	147	124	23	15.6
JUNGS TRADING POST	General merchandise stores	21	21	0	0.0
JUSTA STORE	Food stores	44	38	6	13.6
JVP CONSTRUCTION INC	Heavy construction other than building construction-contractors	21	20	1	4.8
K I M C O INC	Construction-special trade contractors	70	65	5	7.1
K JANITORIAL SVC	Business services	28	24	4	14.3
K S R M INC	Communications	22	21	1	4.5
K&K RECYCLING INC	Wholesale trade-durable goods	47	36	11	23.4
K&L DISTRIBUTORS INC	Wholesale trade-nondurable goods	196	178	18	9.2
K&R ENTERPRISES	Hotels, rooming houses, camps and other lodging places	21	17	4	19.0
K&W INTERIORS INC	Home furniture, furnishings & equipment stores	20	19	1	5.0
K-C CORPORATION	Building construction-general contractors and cooperative builders	65	59	6	9.2
K2 AVIATION	Transportation by air	23	17	6	26.1
KA SERVICE	Business services	26	21	5	19.2
KAA & TL ATK DEVELOPMENT CORP	Holding & other investment offices	43	38	5	11.6
KACHEMAK BAY BROADCASTING INC	Communications	25	22	3	12.0
KACHEMAK BOWL	Amusement & recreation services	21	15	6	28.6
KACHEMAK FISH PACKERS	Food and kindred products	31	7	24	77.4
KACHEMAK GEAR SHED/REDDEN OF C	Miscellaneous retail	50	40	10	20.0
KADIN CORPORATION	Heavy construction other than building construction-contractors	29	27	2	6.9
KAGISTA JANITORIAL SERVICES	Business services	41	38	3	7.3
KAKE CITY OF	Executive, legislative & general government except finance	62	61	1	1.6
KAKE CITY SCHOOL DISTRICT	Educational services	91	85	6	6.6
KAKE ORGANIZED VILLAGE OF	Membership organizations	24	24	0	0.0
KAKE TRIBAL CORP	Holding & other investment offices	300	196	104	34.7
KAKE TRIBAL LOGGING & TIMBER C	Lumber and wood products, except furniture	114	106	8	7.0
KAKTOVIK CITY OF	Executive, legislative & general government except finance	45	43	2	4.4
KAKTOVIK INUPIAT CORPORATION	Holding & other investment offices	38	36	2	5.3
KALAMAZOO KIDS CHILDRENS CTR	Social services	35	29	6	17.1
KALTAG CITY OF	Executive, legislative & general government except finance	62	61	1	1.6
KALTAG VILLAGE COUNCIL	Membership organizations	45	45	0	0.0

**Resident and Nonresident Workers by Firm-Alaska 1996**  
**Firms with 20 or More Workers**

Employer	Industry	Total Workers	Resident Workers	Nonresident Workers	Percent Nonresident
KARL BROTHERS INC	Business services	116	87	29	25.0
KARLS ACTION VIDEO PRODUCTIONS	Motion pictures	26	19	7	26.9
KARLUK AUTO PARTS	Automotive dealers & gasoline service stations	21	19	2	9.5
KASHUNAMIUT SCHOOL DISTRICT	Educational services	97	95	2	2.1
KASIGLUK INC	Holding & other investment offices	32	32	0	0.0
KASIGLUK VILLAGE COUNCIL	Membership organizations	68	66	2	2.9
KATCH SEAFOODS INC	Miscellaneous retail	28	20	8	28.0
KATMAI HOTEL	Hotels, rooming houses, camps and other lodging places	76	62	14	18.4
KATMAI LODGE INC	Hotels, rooming houses, camps and other lodging places	53	6	47	88.7
KATMAILAND INC	Hotels, rooming houses, camps and other lodging places	76	33	43	56.6
KAWERAK INC	Social services	317	308	9	2.8
KAY-BEE TOY & HOBBY SHOP 841	Miscellaneous retail	34	26	8	23.5
KAY-BEE TOYS	Miscellaneous retail	28	25	3	10.7
KAY-BEE TOYS	Miscellaneous retail	50	27	23	46.0
KC AK INC	Business services	28	27	1	3.6
KELLY RYAN INC	Building construction-general contractors and operative builders	154	129	25	16.2
KELLY SERVICES INC	Business services	870	680	190	21.8
KELLYS COUNTRY INN	Hotels, rooming houses, camps and other lodging places	32	27	5	15.6
KEMPER SECURITIES INC	Security & commodity brokers, dealers, exchanges & services	25	25	0	0.0
KEN BRADY CONSTRUCTION CO INC	Building construction-general contractors and operative builders	85	81	4	4.7
KEN WRAYS PRINTING INC	Printing, publishing and allied industries	21	20	1	4.8
KENAI AIR ALASKA INC	Transportation by air	26	18	8	30.8
KENAI AIRPORT FUEL SVC INC	Wholesale trade-nondurable goods	24	24	0	0.0
KENAI BICENT VISIT & CONV BUR	Business services	25	23	2	8.0
KENAI CHRYSLER CENTER INC	Automotive dealers & gasoline service stations	38	30	8	21.1
KENAI CITY OF	Executive, legislative & general government except finance	158	154	4	2.5
KENAI CUSTOM SEAFOODS	Food and kindred products	59	32	27	45.8
KENAI DAIRY QUEEN	Eating & drinking places	35	33	2	5.7
KENAI FJORDS TOURS	Water transportation	136	100	36	26.5
KENAI GOLF COURSE	Amusement & recreation services	21	20	1	4.8
KENAI MERIT INN	Hotels, rooming houses, camps and other lodging places	52	37	15	28.8
KENAI PACIFIC LUMBER CO INC	Lumber and wood products, except furniture	20	20	0	0.0
KENAI PENINSULA BOROUGH	Executive, legislative & general government except finance	386	379	7	1.8
KENAI PENINSULA BOROUGH SCHOOL	Educational services	2,245	2,170	75	3.3
KENAI PENINSULA BOYS GIRLS CLU	Amusement & recreation services	41	40	1	2.4
KENAI PENINSULA COMMUNITY CARE	Social services	66	55	11	16.7
KENAI PENINSULA SVCS	Eating & drinking places	385	300	85	22.1
KENAI RIVER LODGE	Hotels, rooming houses, camps and other lodging places	27	19	8	29.6
KENAI RIVER NURSERY	Building materials, hardware, garden supply & mobile home dealers	38	25	13	34.2
KENAI SUPPLY INC	Wholesale trade-durable goods	225	196	29	12.9
KENAITZE INDIAN TRIBE	Membership organizations	58	55	3	5.2
KENNICOTT GLACIER LODGE	Hotels, rooming houses, camps and other lodging places	27	6	21	77.8
KENTUCKY FRIED CHICKEN/MARY J	Eating & drinking places	686	539	147	21.4
KENWORTH AK	Automotive dealers & gasoline service stations	24	22	2	8.3
KETCHIKAN TRIBAL HATCHERY CORP	Fishing, hunting and trapping	21	19	2	9.5
KETCHIKAN YELLOW TAXI INC	Local & suburban transit & interurban highway passenger transport	73	57	16	21.9
KETCHUM AIR SERVICE INC	Transportation by air	52	34	18	34.6
KEY BANK OF AK	Depository institutions	418	363	55	13.2
KEY SERVICES CORPORATION	Business services	116	101	15	12.9
KEYBOARDS WEST	Home furniture, furnishings & equipment stores	23	18	5	21.7
KEYSTONE RAFT & KAYAK ADVENTUR	Amusement & recreation services	25	16	9	36.0

**Resident and Nonresident Workers by Firm-Alaska 1996**  
**Firms with 20 or More Workers**

Employer	Industry	Total Workers	Resident Workers	Nonresident Workers	Percent Nonresident
KEYSTONE SERVICES INC	Motor freight transportation & warehousing	33	29	4	12.1
KFAR RADIO	Communications	37	28	9	24.3
KFC	Eating & drinking places	66	57	9	13.6
KIANA BLUFF JUMPERS SEARCH & KIANA CITY OF	Business services	41	40	1	2.4
KIANA TRADITIONAL COUNCIL	Executive, legislative & general government except finance	77	72	5	6.5
KIANA WATER & SEWER PROJECT	Membership organizations	72	70	2	2.8
KIDS ARE PEOPLE INC	Heavy construction other than building construction-contractors	41	39	2	4.9
KIDS CORPS INC	Social services	28	25	3	10.7
KIEWIT CONSTRUCTION CO	Social services	136	125	11	8.1
KIEWIT PACIFIC CO	Building construction-general contractors and operative builders	61	53	8	13.1
KIKIKTAGRUK INUPIAT CORP	Heavy construction other than building construction-contractors	506	395	111	21.9
KILLION LAND CO	Real estate	223	197	26	11.7
KIMS GENERAL MAINTENANCE	Real estate	36	30	6	16.7
KINDERKARE INC	Building construction-general contractors and operative builders	29	26	3	10.3
KING COVE CITY OF	Social services	21	16	5	23.8
KING COVE CORP	Executive, legislative & general government except finance	61	60	1	1.6
KING COVE GROCERY & MARINE SUP	Holding & other investment offices	26	24	2	7.7
KING KO INN	Food stores	25	20	5	20.0
KING SALMON MOTEL	Hotels, rooming houses, camps and other lodging places	28	8	20	71.4
KINGALRET WITAVIAT	Hotels, rooming houses, camps and other lodging places	62	50	12	19.4
KINGS DINER INC	Social services	23	20	3	13.0
KINGSTON ICE INC	Eating & drinking places	47	32	15	31.9
KINKOS COPIES	Eating & drinking places	50	47	3	6.0
KINNEY SHOE CORP	Business services	149	124	25	16.8
KIPNUK TRADING CO	Apparel & accessory stores	273	226	47	17.2
KIPNUK VILLAGE COUNCIL	General merchandise stores	23	23	0	0.0
KISTALS SPECIAL EFFECTS	Membership organizations	105	103	2	1.9
KITS CAMERAS INC	Personal services	23	21	2	8.7
KIVALINA CITY COUNCIL	Miscellaneous retail	22	19	3	13.6
KIVALINA NATIVE STORE	Executive, legislative & general government except finance	36	35	1	2.8
KLAWOCK CITY OF	General merchandise stores	32	32	0	0.0
KLAWOCK CITY SCHOOL DISTRICT	Executive, legislative & general government except finance	79	79	0	0.0
KLAWOCK COOP ASSN	Educational services	79	70	9	11.4
KLAWOCK HEENYA CORP	Membership organizations	23	18	5	21.7
KLAWOCK HEENYA CORP/SHAAN SEET	Holding & other investment offices	48	42	6	12.5
KLEBS MECHANICAL INC	Lumber and wood products, except furniture	34	32	2	5.9
KLONDIKE COFFEE	Construction-special trade contractors	47	41	6	12.8
KLONDIKE CONCRETE CO	Eating & drinking places	26	21	4	15.4
KLONDIKE INN LOUNGE & DINING H	Stone, clay, glass and concrete products	21	19	2	9.5
KLONDIKE INN RESORT	Eating & drinking places	106	82	24	22.6
KLONDIKE PAINTING & DECORATING	Eating & drinking places	30	24	6	20.0
KLUKWAN FOREST PRODUCTS INC	Nonclassifiable establishments	36	30	5	16.7
KLUKWAN INC	Lumber and wood products, except furniture	50	49	1	2.0
KLUTI KAAH NATIVE VILLAGE	Holding & other investment offices	57	55	2	3.5
KMART CORP	Membership organizations	30	29	1	3.3
KMBQ CORP	General merchandise stores	1,896	1,479	417	22.0
KNIGHTWATCH SECURITY SERV	Communications	24	17	7	29.2
KNIK CONSTRUCTION INC	Business services	64	49	15	23.4
KNIK COUNTY LIQUOR INC	Heavy construction other than building construction-contractors	117	91	26	22.2
KOBUK CITY OF	Miscellaneous retail	20	18	2	10.0
	Executive, legislative & general government except finance	3	32	1	3.0

**Resident and Nonresident Workers by Firm-Alaska 1996  
Firms with 20 or More Workers**

Employer	Industry	Total Workers	Resident Workers	Nonresident Workers	Percent Nonresident
KOBUK HOTEL	Hotels, rooming houses, camps and other lodging places	22	19	3	13.6
KOBUK RIVER CONSTRUCTION INC	Building construction-general contractors and operative builders	34	30	4	11.8
KOBUK VALLEY JADE CO INC	Miscellaneous retail	20	11	9	45.0
KODAP INC	Miscellaneous retail	88	73	15	17.0
KODIAK AREA NATIVE ASSOC	Membership organizations	193	170	23	11.9
KODIAK BAPTIST MISSION INC	Social services	20	10	10	50.0
KODIAK CITY OF	Executive, legislative & general government except finance	247	217	30	12.1
KODIAK COUNCIL ON ALCOHOL	Social services	34	27	7	20.6
KODIAK ELECTRIC ASSOCIATION	Electric, gas & sanitary services	73	67	6	8.2
KODIAK FISHMEAL COMPANY	Food and kindred products	35	23	12	34.3
KODIAK IS BORO SCHOOL DIST	Educational services	630	559	71	11.3
KODIAK ISLAND BOROUGH	Executive, legislative & general government except finance	97	84	13	13.4
KODIAK ISLAND HOSPITAL	Health services	179	150	29	16.2
KODIAK ISLAND HOUSING AUTH	Real estate	102	94	8	7.8
KODIAK ISLAND MEDICAL ASSOC	Health services	30	18	12	40.0
KODIAK MIRROR	Printing, publishing and allied industries	41	27	14	34.1
KODIAK REGIONAL AQUACULTURE AS	Fishing, hunting and trapping	40	24	16	40.0
KODIAK SALMON PACKERS INC	Food and kindred products	144	10	134	93.1
KODIAK TRANSFER INC	Motor freight transportation & warehousing	26	19	7	26.9
KOHO CONTRACTING INC	Nonclassifiable establishments	36	28	8	22.2
KOKARMIIT CORPORATION	Building materials, hardware, garden supply & mobile home deale	23	23	0	0.0
KOMTECH	Construction-special trade contractors	27	23	4	14.8
KONCOR FOREST PRODUCTS	Forestry	20	18	2	10.0
KONGIGANAK TRADITIONAL COUNCIL	Membership organizations	64	61	3	4.7
KOONCE PFEFFER INC	Engineering, accounting research mgmt and related services	38	33	5	13.2
KOOTZNOOWOO INC	Holding & other investment offices	43	42	1	2.3
KOPPERUD TRANSPORTATION INC	Heavy construction other than building construction-contractors	42	38	4	9.5
KOREAN AIR LINES	Transportation by air	25	13	12	48.0
KOTLIK CITY COUNCIL	Executive, legislative & general government except finance	101	96	5	5.0
KOTLIK TRADITIONAL COUNCIL	Membership organizations	27	27	0	0.0
KOTLIK YUPIK ENTERPRISES	Food stores	44	43	1	2.3
KOTZEBUE BROADCASTING INC	Communications	24	20	4	16.7
KOTZEBUE CITY OF	Executive, legislative & general government except finance	159	146	13	8.2
KOTZEBUE DOG MUSHER ASSN	Amusement & recreation services	47	43	4	8.5
KOTZEBUE ELECTRIC ASSN INC	Electric, gas & sanitary services	25	22	3	12.0
KOTZEBUE NAT VILL IRA COUNCIL	Membership organizations	20	19	1	5.0
KOYUK CITY OF	Executive, legislative & general government except finance	24	24	0	0.0
KOYUK NATIVE STORE	General merchandise stores	53	52	1	1.9
KOYUK NATIVE VILLAGE OF	Membership organizations	33	32	1	3.0
KOYUK WATER & SEWER PROJECT	Heavy construction other than building construction-contractors	21	20	1	4.8
KOYUKUK CITY OF	Executive, legislative & general government except finance	56	52	4	7.1
KOYUKUK TRIBAL COUNCIL	Membership organizations	37	35	2	5.4
KPMG PEAT MARWICK	Engineering, accounting research mgmt and related services	66	56	10	15.2
KPXR RADIO	Communications	45	39	6	13.3
KRON GLORIA & ASSOCIATES	Business services	120	92	28	23.3
KRP INC	Automotive dealers & gasoline service stations	41	33	8	19.5
KTBY INC	Communications	47	40	7	14.9
KTN AIR SVC INC	Transportation by air	163	137	26	16.0
KTN CITY OF	Executive, legislative & general government except finance	516	484	32	6.2
KTN DAILY NEWS	Printing, publishing and allied industries	79	70	9	11.4
KTN ENTERTAINMENT CENTER	Amusement & recreation services	156	117	39	25.0

**Resident and Nonresident Workers by Firm-Alaska 1996**  
**Firms with 20 or More Workers**

Employer	Industry	Total Workers	Resident Workers	Nonresident Workers	Percent Nonresident
KTN GATEWAY BORO SCH DIST	Educational services	437	408	29	6.6
KTN GATEWAY BOROUGH	Executive, legislative & general government except finance	243	221	22	9.1
KTN GENERAL HOSPITAL	Health services	440	342	98	22.3
KTN INDIAN CORP	Membership organizations	94	87	7	7.4
KTN MEDICAL CLINIC INC	Health services	32	29	3	9.4
KTN PULP MILL	Paper and allied products	993	889	104	10.5
KTN READY MIX & QUARRY INC	Wholesale trade-durable goods	51	38	13	25.5
KTN SODA WORKS	Wholesale trade-nondurable goods	21	18	3	14.3
KTN SUPER 8 MOTEL	Hotels, rooming houses, camps and other lodging places	50	37	13	26.0
KUUU TV	Communications	137	125	12	8.8
KUGKAKTLIK LIMITED	Automotive dealers & gasoline service stations	46	46	0	0.0
KUIGPAGMUIT INC	Membership organizations	54	52	2	3.7
KUMAGORO	Eating & drinking places	30	28	2	6.7
KUMIN ASSOCIATES INC	Engineering, accounting research mgmt and related services	33	32	1	3.0
KUSKO AVIATION INC	Transportation by air	24	17	7	29.2
KUSKOKWIM INN & RESTAURANT	Hotels, rooming houses, camps and other lodging places	21	14	7	33.3
KUSKOKWIM JANITORIAL INC	Business services	32	24	8	25.0
KUSKOKWIM NATIVE ASSOCIATION	Membership organizations	47	44	3	6.4
KUSKOKWIM PUB BROADCAST CORP	Communications	21	18	3	14.3
KUSPUK SCHOOL DISTRICT	Educational services	304	287	17	5.6
KUUKPIK CORP	General merchandise stores	73	69	4	5.5
KUYKENDALL INC	Building construction-general contractors and operative builders	76	57	19	25.0
KVOK/KJZ	Communications	23	14	9	39.1
KWETHLUK CITY OF	Executive, legislative & general government except finance	63	60	3	4.8
KWETHLUK INCORPORATED	Holding & other investment offices	25	24	1	4.0
KWETHLUK IRA COUNCIL	Membership organizations	51	47	4	7.8
KWIGILLINGOK IRA COUNCIL	Membership organizations	52	52	0	0.0
KWINHAGAK NATIVE VILLAGE OF	Membership organizations	95	94	1	1.1
L. M. BERRY & COMPANY	Business services	35	26	9	25.7
L&A CONSTRUCTION INC	Construction-special trade contractors	24	17	7	29.2
LA CABANA RESTAURANT	Eating & drinking places	25	12	13	52.0
LA FIESTA RESTAURANT	Eating & drinking places	23	16	7	30.4
LA MEX	Eating & drinking places	245	149	96	39.2
LAB FLYING SERVICE INC	Transportation by air	131	90	41	31.3
LABORATORY CORP OF AMERICA	Health services	27	23	4	14.8
LABORERS INTL UNION #942	Membership organizations	30	26	4	13.3
LADY LUCK FULL TABS	Amusement & recreation services	39	33	6	15.4
LAILAW TRANSIT INC	Local & suburban transit & interurban highway passenger transport	1,292	1,188	104	8.0
LAILAW TRANSIT MGMT CORP	Local & suburban transit & interurban highway passenger transport	111	106	5	4.5
LAKE AND PENINSULA SCHOOL DIST	Educational services	367	342	25	6.8
LAKE CLARK AIR INC	Transportation by air	29	17	12	41.4
LAKE OTIS CHEVRON	Automotive dealers & gasoline service stations	45	32	13	28.9
LAKESHORE APARTMENT PARTNERS	Real estate	45	41	4	8.9
LAKESHORE MOTEL INC	Hotels, rooming houses, camps and other lodging places	24	16	8	33.3
LAKESIDE GROCERY INC	Food stores	66	59	7	10.6
LAMBERNAKIS ENTERPRISES	Eating & drinking places	67	56	11	16.4
LAMONTS APPAREL INC	Apparel & accessory stores	704	629	75	10.7
LAND TITLE CO OF AK INC	Insurance carriers	32	29	3	9.4
LANDING THE	Hotels, rooming houses, camps and other lodging places	283	183	100	35.3
LANDIS & GYR POWERS INC	Measuring, analyzing & controlling instruments: photographic, measuring	58	56	2	3.4
LANDMARK COMPANY	Real estate	24	18	6	25.0

**Resident and Nonresident Workers by Firm-Alaska 1996**  
**Firms with 20 or More Workers**

Employer	Industry	Total Workers	Resident Workers	Nonresident Workers	Percent Nonresident
LANDMARK INC	Building construction-general contractors and operative builders	22	17	5	22.7
LANDS END RESORT	Hotels, rooming houses, camps and other lodging places	233	159	74	31.8
LANDSCAPE SUPPLY CORPORATION	Building materials, hardware, garden supply & mobile home dealers	38	30	8	21.1
LANE POWELL SPEARS LUBERSKY	Legal services	27	27	0	0.0
LANTECH INC	Engineering, accounting research mgmt and related services	26	25	1	3.8
LARCC	Apparel & accessory stores	30	21	9	30.0
LARRYS CARPET SERVICE	Construction-special trade contractors	23	15	8	34.8
LARRYS FLYING SVC INC	Transportation by air	100	87	13	13.0
LARRYS HEALY SERVICE	Automotive dealers & gasoline service stations	21	18	3	14.3
LARRYS QLTY HEATING & PLBG INC	Construction-special trade contractors	23	13	10	43.5
LARSEN BAY CITY COUNCIL	Executive, legislative & general government except finance	51	46	5	9.8
LARSEN ENGINEERING INC	Engineering, accounting research mgmt and related services	28	22	6	21.4
LAS MARGARITAS/PAPAS RISTORANT	Eating & drinking places	23	15	8	34.8
LAST FRONTIER CHUCKWAGON	Eating & drinking places	29	21	8	27.6
LAST FRONTIER CHUCKWAGON THE	Eating & drinking places	88	61	27	30.7
LAST FRONTIER INSURANCE CACHE	Insurance agents, brokers & service	28	27	1	3.6
LAST FRONTIER RESTAURANT	Eating & drinking places	38	29	9	23.7
LATITUDE 62 LODGE/MOTEL	Hotels, rooming houses, camps and other lodging places	37	30	7	18.9
LAWRENCE DERRY TRUCKING INC	Motor freight transportation & warehousing	38	32	6	15.8
LAWS & SONS	Business services	34	30	4	11.8
LAWSON ROOFING & REMODELING INC	Construction-special trade contractors	24	21	3	12.5
LAYNE INC	Construction-special trade contractors	57	21	36	63.2
LB&M ASSOCIATES INC	Engineering, accounting research mgmt and related services	21	21	0	0.0
LCMF INCORPORATED	Engineering, accounting research mgmt and related services	69	62	7	10.1
LEAHCIM ENTERPRISES INC	Lumber and wood products, except furniture	62	39	23	37.1
LEAR SIEGLER MGMT SVCS CORP	Transportation by air	48	27	21	43.8
LEASK ENTERPRISES	Eating & drinking places	39	34	5	12.2
LEASKS MARKET INC/ISLAND FOOD	Food stores	37	35	2	5.4
LELAND P CHO DDS PC	Health services	22	19	3	13.6
LEGACY FISHING INC	Fishing, hunting and trapping	103	15	88	85.4
LENS LAB PARIS MIKI	Miscellaneous retail	25	25	0	0.0
LEO J SIEFNER	Amusement & recreation services	35	21	14	40.0
LEONARD F YUKNIS DDS	Health services	23	18	5	21.7
LEONARDS LANDING & LODGE INC	Hotels, rooming houses, camps and other lodging places	30	16	14	46.7
LEROY'S FAMILY RESTAURANT	Eating & drinking places	34	24	10	29.4
LEVELOCK NATIVES LIMITED	Wholesale trade-nondurable goods	27	25	2	7.4
LEVELOCK VILLAGE COUNCIL	Membership organizations	39	37	2	5.1
LEWIS CHEVROLET BUICK OLDSMOBI	Automotive dealers & gasoline service stations	39	37	2	5.1
LEWIS CHEVROLET INC	Automotive dealers & gasoline service stations	44	37	7	15.9
LFS INC	Wholesale trade-durable goods	46	14	32	69.6
LGL AK RESEARCH ASSOC INC	Engineering, accounting research mgmt and related services	24	21	3	12.5
LH CONSTRUCTION INC	Building construction-general contractors and cooperative builders	83	68	15	18.1
LIBERTY HOMES INC	Building construction-general contractors and cooperative builders	25	19	6	24.0
LIFE AK INC	Health services	32	23	9	28.1
LIFETOUCH PORTRAIT STUDIOS INC	Personal services	24	18	6	25.0
LIGHTHOUSE INC THE	Eating & drinking places	130	65	65	50.0
LIMANIS BAR & GRILL	Eating & drinking places	41	28	13	31.7
LINDER CONSTRUCTION INC	Building construction-general contractors and operative builders	49	38	11	22.4
LINFORD OF AK INC	Wholesale trade-nondurable goods	22	21	1	4.5
LIONS CLUB OF KOTZEBUE	Membership organizations	61	50	11	18.0
LITERACY COUNCIL OF AK 90211	Educational services	21	20	1	4.8

**Resident and Nonresident Workers by Firm-Alaska 1996**  
**Firms with 20 or More Workers**

Employer	Industry	Total Workers	Resident Workers	Nonresident Workers	Percent Nonresident
LITTLE BEARS PLAYHOUSE	Social services	23	15	8	34.8
LITTLE CAESARS	Eating & drinking places	439	349	90	20.5
LITTLE EL DORADO GOLD CAMP INC	Amusement & recreation services	51	45	6	11.8
LITTLE ITALY	Eating & drinking places	32	20	12	37.5
LITTLE LAMBS DAY CARE	Social services	28	22	6	21.4
LITTLE RED SCHOOLHOUSE INC THE	Social services	207	169	38	18.4
LITTLE RED SERVICES INC	Oil and gas extraction	26	19	7	26.9
LITTLE SWITZERLAND	Miscellaneous retail	46	33	13	28.3
LIVINGSTON SLOANE INC	Engineering, accounting research mgmt and related services	31	27	4	12.9
LO MARK FURNITURE INC	Home furniture, furnishings & equipment stores	69	49	20	29.0
LO MARK FURNITURE OF SOLDOTNA	Home furniture, furnishings & equipment stores	27	25	2	7.4
LOCHER INTERESTS LTD	Engineering, accounting research mgmt and related services	24	23	1	4.2
LOCKHEED MARTIN SVCS INC	Miscellaneous services	21	18	3	14.3
LOCKWOOD COMPANY	Building construction-general contractors and operative builders	24	18	6	25.0
LOG SMITHS OF AK	Building construction-general contractors and operative builders	32	20	12	37.5
LOKEN AVIATION	Transportation by air	20	18	2	10.0
LOLLIPOP INC	Eating & drinking places	108	86	22	20.4
LONE ROCK CONSTRUCTION INC	Building construction-general contractors and operative builders	44	38	6	13.6
LONE STAR STEAKHOUSE & SALOON	Eating & drinking places	298	204	94	31.5
LONE WOLF CONCRETE CONST CO	Construction-special trade contractors	34	27	7	20.6
LONG RIFLE LODGE	Hotels, rooming houses, camps and other lodging places	20	14	6	30.0
LONGBRANCH SALOON INC	Eating & drinking places	28	18	10	35.7
LOOMIS ARMORED CAR SVC INC	Business services	74	67	7	9.5
LOOP SERVICES INC	Automotive dealers & gasoline service stations	22	20	2	9.1
LOS AMIGOS	Eating & drinking places	31	27	4	12.9
LOUNSBURY & ASSOC INC	Engineering, accounting research mgmt and related services	69	64	5	7.2
LOWER KALSKAG CITY OF	Executive, legislative & general government except finance	61	58	3	4.9
LOWER KUSKOKWIM SCHOOL DIST	Educational services	1,731	1,644	87	5.0
LOWER YUKON SCHOOL DISTRICT	Educational services	722	694	28	3.9
LOY ORD OF MOOSE/KENAI LDG 1942	Membership organizations	23	20	3	13.0
LOYAL ORD OF MOOSE LODGE 1392	Membership organizations	23	19	4	17.4
LS ASSOCIATES	Real estate	32	31	1	3.1
LT CORP	Automotive repair, services & parking	24	19	5	20.8
LUBE N TUNE INC	Automotive repair, services & parking	28	23	5	17.9
LUCEROS	Eating & drinking places	40	22	18	45.0
LUCKY WISHBONE INC	Eating & drinking places	71	65	6	8.5
LUNDEENS BODY SHOP INC	Automotive repair, services & parking	32	28	4	12.5
LUTHERAN HOSP & HOMES SOCIETY	Health services	141	123	18	12.8
LUXURY TRAVEL INC	Transportation services	36	30	6	16.7
LYLES HOME FURNISHINGS INC	Home furniture, furnishings & equipment stores	27	19	8	29.6
LYLES INC	Building materials, hardware, garden supply & mobile home deale	41	38	3	7.3
LYNCH & KENNEDY DRY GOODS INC	Miscellaneous retail	26	9	17	65.4
LYNDEN AIR FREIGHT INC	Transportation services	72	68	4	5.6
LYNDEN TRANSPORT INC	Motor freight transportation & warehousing	149	146	3	2.0
LYNN CANAL BROADCASTING	Communications	26	15	11	42.3
LYNN CANAL MEDICAL CORPORATION	Health services	27	22	5	18.5
M A MORTENSON COMPANY	Building construction-general contractors and operative builders	87	77	10	11.5
M C COMMERCIAL LAUNDRY & DRY C	Personal services	28	22	6	21.4
M C CORPORATION	Business services	235	196	39	16.6
M HAWKS INC	Oil and gas extraction	22	15	7	31.8
M S MANAGEMENT ASSOC	Real estate	42	39	3	7.1

**Resident and Nonresident Workers by Firm-Alaska 1996  
Firms with 20 or More Workers**

Employer	Industry	Total Workers	Resident Workers	Nonresident Workers	Percent Nonresident
M&C JANITORIAL SVCS	Business services	26	23	3	11.5
M&M CONTRACTORS INC	Construction-special trade contractors	26	24	2	7.7
M&M SERVICES	Motor freight transportation & warehousing	27	18	9	33.3
M&O AUTO PARTS & EQUIPMENT I	Wholesale trade-durable goods	68	61	7	10.3
M&S ASSOCIATES INC	Eating & drinking places	161	107	54	33.5
M-B CONTRACTING CO INC	Heavy construction other than building construction-contractors	89	74	15	16.9
M2S INC	Miscellaneous retail	56	43	13	23.2
MAACO AUTO PAINTING & BODYWORK	Automotive repair, services & parking	26	20	6	23.1
MACDONALD MILLER ALASKA INC	Construction-special trade contractors	28	23	5	17.9
MACMURRAYS AK HALIBUT HOUSE	Eating & drinking places	39	31	8	20.5
MACOMBER CORP	Construction-special trade contractors	31	29	2	6.5
MAD/TIFF DEVELOPMENT	Building construction-general contractors and operative builders	50	45	5	10.0
MADAMES	Miscellaneous retail	27	23	4	14.8
MADISON LUMBER & HARDWARE INC	Building materials, hardware, garden supply & mobile home dealers	41	39	2	4.9
MADISON SERVICES INC	Engineering, accounting research mgmt and related services	57	52	5	8.8
MAGNUM ELECTRONICS INC	Home furniture, furnishings & equipment stores	72	65	7	9.7
MAGONE MARINE SERVICES INC	Transportation equipment	75	40	35	46.7
MAHALO INC	Nonclassifiable establishments	53	29	24	45.3
MAHAYS RIVERBOAT SVC INC	Amusement & recreation services	25	18	7	28.0
MAHONEY'S	Eating & drinking places	24	18	6	25.0
MALASPINA INVESTMENT INC	Building construction-general contractors and operative builders	31	30	1	3.2
MALASPINA PROPERTIES	Real estate	29	24	5	17.2
MALLOTT'S GENERAL STORE INC	General merchandise stores	23	17	6	26.1
MAMMOTH MUSIC INC	Home furniture, furnishings & equipment stores	43	36	7	16.3
MANAGEMENT & TRAINING CORP	Social services	118	113	5	4.2
MANAGEMENT CONSULTING INC	Business services	29	25	4	13.8
MANE PLACE THE	Personal services	20	17	3	15.0
MANIILAO ASSOCIATION INC	Membership organizations	648	568	80	12.3
MANIILAO MANPOWER	Social services	24	22	2	8.3
MANOKOTAK CITY OF	Executive, legislative & general government except finance	30	27	3	10.0
MANOKOTAK NATIVES LIMITED	Holding & other investment offices	23	22	1	4.3
MANOR MANAGEMENT OF AK INC	Engineering, accounting research mgmt and related services	22	21	1	4.5
MANPOWER INTERNATIONAL INC	Business services	564	390	174	30.9
MANTECH MECHANICAL INC	Construction-special trade contractors	37	32	5	13.5
MAPCO AK PETROLEUM	Petroleum refining and related industries	169	160	9	5.3
MAPCO EXPRESS INC	Automotive dealers & gasoline service stations	614	528	86	14.0
MARATHON OIL CO	Oil and gas extraction	54	47	7	13.0
MARENCO INC	Building construction-general contractors and operative builders	41	34	7	17.1
MARINA ITALIAN & MEXICAN REST	Eating & drinking places	23	19	4	17.4
MARINA RESTAURANT	Eating & drinking places	24	10	14	58.3
MARINE CONST & ENGINEERING CO	Heavy construction other than building construction-contractors	26	20	6	23.1
MARINE SOLUTION SERVICES INC	Heavy construction other than building construction-contractors	21	19	2	9.5
MARITA SEA & SKI	Automotive dealers & gasoline service stations	30	27	3	10.0
MARITIME HELICOPTERS INC	Transportation by air	34	23	11	32.4
MARKAIR EXPRESS	Transportation by air	91	80	11	12.1
MARKET BASKET INC	Food stores	349	301	48	13.8
MARLIN THE	Eating & drinking places	24	21	3	12.5
MARRIOTT HOTEL SERVICES INC	Hotels, rooming houses, camps and other lodging places	48	36	12	25.0
MARSHALL CITY COUNCIL	Executive, legislative & general government except finance	52	50	2	3.8
MARSHALL TRADITIONAL COUNCIL	Membership organizations	20	19	1	5.0
MARSTON PROPERTY MGNT INC	Real estate	112	94	18	16.1

**Resident and Nonresident Workers by Firm-Alaska 1996**  
**Firms with 20 or More Workers**

Employer	Industry	Total Workers	Resident Workers	Nonresident Workers	Percent Nonresident
MARTIN CONSTRUCTION INC	Building construction-general contractors and operative builders	22	19	3	13.6
MARTIN MARIETTA OPERATIONS SUP	Communications	131	129	2	1.5
MARX BROS CAFE	Eating & drinking places	51	37	14	27.5
MARY CONRAD CENTER	Health services	226	204	22	9.7
MASERCULIQ INC	Holding & other investment offices	34	33	1	2.9
MAT SU BOROUGH SCHOOLS	Educational services	2,127	2,085	42	2.0
MAT SU COMMUNITY CNSLG CTR	Social services	266	254	12	4.5
MAT SU COUNCIL ON ALCOHOLISM	Social services	46	46	0	0.0
MAT SU RESORT	Eating & drinking places	58	50	8	13.8
MAT SU SANITATION INC	Motor freight transportation & warehousing	21	19	2	9.5
MAT SU SVCS FOR CHLDRN&ADT INC	Social services	133	126	7	5.3
MAT-SU LEGAL COURIERS INC	Motor freight transportation & warehousing	76	64	12	15.8
MATANUSKA ELECTRIC ASSN	Electric, gas & sanitary services	165	161	4	2.4
MATANUSKA HEALTH CARE ASSOC	Health services	38	30	8	21.1
MATANUSKA MAID	Food and kindred products	94	80	14	14.9
MATANUSKA SUSITNA BOROUGH	Executive, legislative & general government except finance	394	387	7	1.8
MATANUSKA TELEPHONE ASSOC INC	Communications	361	353	8	2.2
MATANUSKA VLY FED CREDIT UNION	Depository institutions	66	66	0	0.0
MATRIX CONSTRUCTION INC	Building construction-general contractors and operative builders	55	52	3	5.5
MATRIX GENERAL INC	Building construction-general contractors and operative builders	39	37	2	5.1
MATTSON INVESTIGATION INC	Business services	35	32	3	8.6
MAX W SWENSON DMD	Health services	20	18	2	10.0
MAXIMS PAINTING	Construction-special trade contractors	54	47	7	13.0
MAYFLOWER CATERING	Eating & drinking places	28	23	5	17.9
MCCALLEN CONSTRUCTION	Heavy construction other than building construction-contractors	34	30	4	11.8
MCCUMBER CONST SVCS	Building construction-general contractors and operative builders	35	24	11	31.4
MCDONALDS	Eating & drinking places	571	425	146	25.6
MCDONALDS	Eating & drinking places	1,051	348	203	19.3
MCDONALDS OF KETCHIKAN	Eating & drinking places	70	57	13	18.6
MCDONALDS OF SITKA	Eating & drinking places	94	72	22	23.4
MCGRADY STEEL & SUPPLY CO INC	Miscellaneous repair services	34	23	5	14.7
MCGRAWS CUSTOM CONST INC	Building construction-general contractors and operative builders	196	146	50	25.5
MCGRAWS GRAVEL SALES INC	Heavy construction other than building construction-contractors	22	19	3	13.6
MCKINLEY CAPITAL MGMT INC	Security & commodity brokers, dealers, exchanges & services	38	25	13	34.2
MCKINLEY DENALI SALMON BAKE	Eating & drinking places	35	1	34	97.1
MCKINLEY FENCE CO OF AK INC	Construction-special trade contractors	22	19	3	13.6
MCKINLEY GENERAL CONTRACTORS	Building construction-general contractors and operative builders	24	23	1	4.2
MCKINLEY LANDSCAPING INC	Building materials, hardware, garden supply & mobile home dealers	22	20	2	9.1
MCLEAN ELECTRIC INC	Construction-special trade contractors	168	145	23	13.7
MCN CONSTRUCTION	Building construction-general contractors and operative builders	28	24	4	14.3
MCPEAKS INC	Food stores	37	30	7	18.9
MDG INC	Real estate	27	22	5	18.5
MECA	Business services	209	131	28	13.4
MECCA BAR	Eating & drinking places	34	20	14	41.2
MECCA INC	Eating & drinking places	39	29	10	25.6
MECHANICAL INSULATION SVC INC	Construction-special trade contractors	45	36	9	20.0
MECHANICAL PIPING CONTRACTORS	Construction-special trade contractors	23	21	2	8.7
MEDBROOK OF AK INC	Health services	20	18	2	10.0
MEDICAL ASSET MANAGEMENT	Engineering, accounting research mgmt and related services	27	24	3	11.1
MEDICAL PARK FAMILY CARE INC	Health services	73	67	6	8.2
MEEHLEIS STEEL OF THE NORTH IN	Construction-special trade contractors	44	34	10	22.7

**Resident and Nonresident Workers by Firm-Alaska 1996  
Firms with 20 or More Workers**

Employer	Industry	Total Workers	Resident Workers	Nonresident Workers	Percent Nonresident
MEKORYUK CITY OF	Executive, legislative & general government except finance	47	46	1	2.1
MENDENHALL AUTO CENTER	Automotive dealers & gasoline service stations	37	33	4	10.8
MENDENHALL GLACIER TRANSPRT LTD	Local & suburban transit & interurban highway passenger transpor	26	23	3	11.5
MENEGATOS METAXAS	Eating & drinking places	23	20	3	13.0
MENTASTA LAKE VILLAGE TRAD COU	Membership organizations	28	25	3	10.7
MERRILL LYNCH PIERCE FENNER	Security & commodity borkers, dealers, exchanges & services	62	59	3	4.8
METCO INC	Building construction-general contractors and operative builders	25	22	3	12.0
METLAKATLA INDIAN COMMUNITY	Executive, legislative & general government except finance	616	556	60	9.7
METRO HOME FURNISHINGS	Home furniture, furnishings & equipment stores	26	20	6	23.1
METRO MONITORING SVC INC	Miscellaneous services	49	35	14	28.6
METRO MUSIC	Home furniture, furnishings & equipment stores	30	25	5	16.7
METRO SERVICE CO	Business services	29	24	5	17.2
METRO WATER	Electric, gas & sanitary services	20	18	2	10.0
MEXICO IN AK RESTAURANT	Eating & drinking places	27	18	9	33.3
MEYER & CAMPBELL INC	Eating & drinking places	32	29	3	9.4
MEYERS MUFFLER CITY	Automotive dealers & gasoline service stations	29	22	7	24.1
MEZZALUNA	Eating & drinking places	30	18	12	40.0
MFS DOMESTIC PERSONNEL INC	Engineering, accounting research mgmt and related services	43	32	11	25.6
MI DRILLING FLUIDS LLC	Oil and gas extraction	69	64	5	7.2
MICHAELS STORES INC	Miscellaneous retail	117	96	21	17.9
MID TOWN LODGE INC	Hotels, rooming houses, camps and other lodging places	24	22	2	8.3
MIDDLE KUSKOKWIM ELECTRIC COOP	Electric, gas & sanitary services	28	24	4	14.3
MIDDLE ROCK INC	Water transportation	22	21	1	4.5
MIDDLE WAY CAFE INC THE	Eating & drinking places	21	19	2	9.5
MIDLAND MAINTENANCE INC	Business services	54	52	2	3.7
MIDNIGHT MOON CO INC	Food stores	158	130	28	17.7
MIDNIGHT SUN CLEANING	Business services	37	32	5	13.5
MIDNIGHT SUN COURT REPORTING	Business services	24	22	2	8.3
MIDNIGHT SUN PLOWING SVCS INC	Electric, gas & sanitary services	53	40	13	24.5
MIDNIGHT SUN TRANS SERVICES IN	Motor freight transportation & warehousing	55	53	3	5.4
MIDTOWN CAR WASH & LUBE CENTER	Automotive repair, services & parking	24	18	6	25.0
MIKE CUSACKS KING SLMN LDG INC	Hotels, rooming houses, camps and other lodging places	37	13	24	64.9
MIKES	Eating & drinking places	38	29	9	23.7
MIKES AIRPORT UNION	Automotive dealers & gasoline service stations	24	22	2	8.3
MIKES UNIVERSITY CHEVRON INC	Automotive dealers & gasoline service stations	38	33	5	13.2
MIKUNDA COTTRELL & CO INC	Engineering, accounting research mgmt and related services	45	41	4	8.9
MILKMAN COMPANY	Miscellaneous retail	28	24	4	14.3
MILLER BEAUTY SUPPLY INC	Wholesale trade-durable goods	27	24	3	11.1
MILLER BOCK GENERAL LLC	Heavy construction other than building construction-contractors	20	18	2	10.0
MILLER CONSTRUCTION CO LTD	Heavy construction other than building construction-contractors	20	16	4	20.0
MIMIS DELI & CATERING	Eating & drinking places	34	24	10	29.4
MINERS CACHE	Miscellaneous retail	22	10	12	54.5
MINKEMANN & ASSOCIATES	Engineering, accounting research mgmt and related services	25	18	7	28.0
MINNESOTA MINING & MFG CO	Wholesale trade-nondurable goods	23	21	2	8.7
MINTO VILLAGE COUNCIL	Membership organizations	35	33	2	5.7
MITSUBISHI INTL CORP	Wholesale trade-nondurable goods	31	2	29	93.5
MIZERAS STEAMWAY INC	Business services	20	15	5	25.0
MJW INC	Eating & drinking places	70	57	13	18.6
MLG CORPORATION	Building materials, hardware, garden supply & mobile home deale	55	46	9	16.4
MLK ENT INC	Hotels, rooming houses, camps and other lodging places	77	64	13	16.9
MOBAT TIRE COMPANY INC	Automotive dealers & gasoline service stations	30	26	4	13.3

**Resident and Nonresident Workers by Firm-Alaska 1996**  
**Firms with 20 or More Workers**

Employer	Industry	Total Workers	Resident Workers	Nonresident Workers	Percent Nonresident
MOES FRONTIER BAR&LIQUOR STORE	Eating & drinking places	26	19	7	26.9
MOGGIES MOCHAS MUGS & MORE	Eating & drinking places	20	17	3	15.0
MONTGOMERY & COLLINS INC	Insurance agents, brokers & service	23	23	0	0.0
MOODYS OIL SVC	Miscellaneous retail	52	45	7	13.5
MOODYS SEA LIGHTERAGE	Miscellaneous retail	28	28	0	0.0
MOORE HTG AIR COND & REFRIG	Construction-special trade contractors	27	21	6	22.2
MOOSE LODGE #700	Membership organizations	28	24	4	14.3
MOOSE LOYAL ORDER #1266	Membership organizations	25	22	3	12.0
MOOSE LOYAL ORDER SITKA #1350	Membership organizations	26	20	6	23.1
MOOSE MOUNTAIN INC	Amusement & recreation services	38	35	3	7.9
MOOSE S TOOTH PUB & PIZZA LLC	Eating & drinking places	50	30	20	40.0
MORRIS COMMUNICATIONS CORP	Printing, publishing and allied industries	49	46	3	6.1
MORRISON KNUDSEN CORP	Engineering, accounting research mgmt and related services	48	12	36	75.0
MORRISON MECHANICAL INSULATION	Construction-special trade contractors	66	60	6	9.1
MOSELEY ENTERPRISES INC	Building construction-general contractors and operative builders	62	58	4	6.5
MOSESIAN FARMS OF AK INC	Agricultural production-crops	201	157	44	21.9
MOTEL NORD HAVEN	Miscellaneous retail	22	20	2	9.1
MOTHERLODE LODGE	Hotels, rooming houses, camps and other lodging places	42	30	12	28.6
MOTOR MOCHA	Eating & drinking places	25	24	1	4.0
MOTORCYCLE SHOP INC	Automotive dealers & gasoline service stations	20	17	3	15.0
MOUNTAIN AVIATION INC	Transportation by air	21	15	6	28.6
MOUNTAIN MARKET	Food stores	30	18	12	40.0
MOUNTAIN TRIP INC	Amusement & recreation services	20	12	8	40.0
MOUNTAIN VILLAGE CITY OF	Executive, legislative & general government except finance	100	94	6	6.0
MOUNTAINSIDE HOMES INC	Building construction-general contractors and operative builders	50	37	13	26.0
MOVERS INC	Motor freight transportation & warehousing	35	30	5	14.3
MR D'S INC	Hotels, rooming houses, camps and other lodging places	75	56	19	25.3
MR LUBE INC	Automotive repair, services & parking	20	18	2	10.0
MR PIZZA	Eating & drinking places	20	15	5	25.0
MR PRIME BEEF	Wholesale trade-nondurable goods	33	30	3	9.1
MR RAGS	Apparel & accessory stores	71	46	25	35.2
MT JUNEAU TRADING POST	Miscellaneous retail	20	15	5	25.0
MT MCKINLEY MUTUAL SAVINGS BNK	Depository institutions	53	44	9	17.0
MT MCKINLEY RENT A CAR INC	Automotive repair, services & parking	54	45	9	16.7
MT ROBERTS TRAMWAY LIMITED PAR	Amusement & recreation services	58	48	10	17.2
MT SANFORD TRIBAL CONSORTIUM	Membership organizations	38	36	2	5.3
MT VIEW RED APPLE MKT	Food stores	27	27	0	0.0
MT VIEW SPORTS CENTER INC	Miscellaneous retail	28	24	4	14.3
MTN VILLAGE WATER&SEWER PROJ	Heavy construction other than building construction-contractors	25	24	1	4.0
MUFFIN BREAK	Food stores	36	33	3	8.3
MUFFLERS ALASKA INC	Automotive repair, services & parking	95	85	10	10.5
MULDOON CHRISTIAN LEARNING CTR	Social services	33	24	9	27.3
MULDOON TEXACO	Automotive dealers & gasoline service stations	28	24	4	14.3
MULTIPLE CHARITIES ASSOC CO-OP	Amusement & recreation services	78	75	3	3.8
MUMTRAM PIKKAI INC	General merchandise stores	39	37	2	5.1
MUNICIPALITY OF ANCH PAYROLL	Executive, legislative & general government except finance	4,641	4,507	134	2.9
MURPHYS RV INC	Automotive dealers & gasoline service stations	28	25	3	10.7
MURRAY PACIFIC SUPPLY CORP AK	Miscellaneous retail	23	22	1	4.3
MUSEUM STORE/NATURE SOURCE	Miscellaneous retail	26	21	5	19.2
MUSICLAND RETAIL INC	Home furniture, furnishings & equipment stores	135	112	23	17.0
MVS PAVING & CONST CO INC	Construction-special trade contractors	25	23	2	8.0

**Resident and Nonresident Workers by Firm-Alaska 1996**  
**Firms with 20 or More Workers**

Employer	Industry	Total Workers	Resident Workers	Nonresident Workers	Percent Nonresident
MY CHAUFFEUR LIMOUSINE SVC	Local & suburban transit & interurban highway passenger transport	47	37	10	21.3
MY PRIVATE NURSE INC	Health services	21	19	2	9.5
N ALASKA FISHERIES INC	Wholesale trade-nondurable goods	143	103	40	28.0
N CARE PARTNERS	Health services	89	80	9	10.1
N PACIFIC CONSTRUCTION INC	Heavy construction other than building construction-contractors	32	29	3	9.4
N PACIFIC PROCESSORS INC	Food and kindred products	1,025	583	442	43.1
N PACIFIC RIM HOUSING AUTHORITY	Real estate	74	62	12	16.2
N PACIFIC STEEL ERECTORS INC	Construction-special trade contractors	50	44	6	12.0
N POLE CITY OF	Executive, legislative & general government except finance	43	41	2	4.7
N POLE DENTAL CLINIC	Health services	24	20	4	16.7
N POLE INDEPENDENT PUBLISHING	Printing, publishing and allied industries	25	18	7	28.0
N SLOPE BOROUGH	Executive, legislative & general government except finance	2,369	2,221	148	6.2
N SLOPE RESTAURANT INC	Eating & drinking places	110	84	26	23.6
N STAR CONTRACTING	Heavy construction other than building construction-contractors	21	18	3	14.3
N STAR COUNCIL ON AGING INC	Social services	27	22	5	18.5
N STAR HOSPITAL	Health services	105	91	14	13.3
N STAR TERMINAL & STEVEDOR	Water transportation	766	535	231	30.2
N STAR VOLUNTEER FIRE DEPT	Justice, public order & safety	42	34	8	19.0
NAABIA NIIGN LTD	Food stores	36	35	1	2.8
NABORS AK DRILLING INC	Oil and gas extraction	571	438	133	23.3
NAIL IT CONSTRUCTION	Nonclassifiable establishments	35	31	4	11.4
NAKNEK ELECTRIC ASSN INC	Electric, gas & sanitary services	23	19	4	17.4
NAN JO OF ALASKA INC	Eating & drinking places	39	33	6	15.4
NANA CORPORATE SERVICES INC	Business services	432	379	53	12.3
NANA DEVELOPMENT CORP	Holding & other investment offices	135	128	7	5.2
NANA REGIONAL CORPORATION	Holding & other investment offices	39	39	0	0.0
NANA TECHNICAL SERVICES INC	Engineering, accounting research mgmt and related services	72	57	15	20.8
NANA TEST INC	Engineering, accounting research mgmt and related services	112	92	20	17.9
NANA/DYNATEC JV	Metal mining	57	29	28	49.1
NANA/MARRIOTT JOINT VENTURE	Eating & drinking places	751	670	81	10.8
NANAS NUGGETS	Social services	26	22	4	15.4
NANOOK INC	Real estate	24	23	1	4.2
NANUAQ INC	Real estate	20	18	2	10.0
NANWALEK IRA COUNCIL	Membership organizations	26	24	2	7.7
NAPAKIAK CITY OF	Executive, legislative & general government except finance	43	41	2	4.7
NAPAKIAK WATER & SEWER PROJECT	Heavy construction other than building construction-contractors	23	22	1	4.3
NAPARYALRUAR CORP	General merchandise stores	25	25	0	0.0
NAPASKIAK CITY COUNCIL	Executive, legislative & general government except finance	63	63	0	0.0
NAPASKIAK INC	Holding & other investment offices	26	25	1	3.8
NAPASKIAK NATIVE VILLAGE OF	Membership organizations	29	27	2	6.9
NATCHIQ INC	Engineering, accounting research mgmt and related services	88	63	25	28.4
NATIONAL AUTO CENTER INC	Wholesale trade-durable goods	20	13	7	35.0
NATIONAL BANK OF AK	Depository institutions	1,612	1,490	122	7.6
NATIONAL MOVERS INC	Motor freight transportation & warehousing	51	43	8	15.7
NATIVE CARVINGS & GIFTS	Miscellaneous retail	20	10	10	50.0
NATIVE VILLAGE OF FT YUKON	Executive, legislative & general government except finance	57	55	2	3.5
NATIVE VILLAGE OF GAMBELL	Holding & other investment offices	100	97	3	3.0
NATIVE VILLAGE OF MEKORYUK	Membership organizations	47	43	4	8.5
NATIVE VILLAGE OF PERRYVILLE	Membership organizations	31	31	0	0.0
NATIVE VILLAGE OF TYONEK	Real estate	29	26	3	10.3
NATIVE VILLAGE OF UNALAKLEET	Membership organizations	22	22	0	0.0

**Resident and Nonresident Workers by Firm-Alaska 1996  
Firms with 20 or More Workers**

Employer	Industry	Total Workers	Resident Workers	Nonresident Workers	Percent Nonresident
NATIVE VILLAGE OF WALES	Miscellaneous retail	32	30	2	6.3
NATL OUTDOOR LEADERSHIP SCHOOL	Educational services	95	20	75	78.9
NATURAL PANTRY THE	Food stores	59	45	14	23.7
NATURALIZER SHOES	Apparel & accessory stores	26	22	4	15.4
NAUTILUS FOODS	Food and kindred products	386	102	284	73.6
NC MACHINERY CO	Wholesale trade-durable goods	300	257	43	14.3
NEA ALASKA INC	Membership organizations	45	44	1	2.2
NEESER CONSTRUCTION INC	Building construction-general contractors and operative builders	83	77	6	7.2
NEIGHBORKIDS INC	Social services	27	20	7	25.9
NELBRO PACKING CO	Food and kindred products	482	152	330	68.5
NENANA CITY OF	Executive, legislative & general government except finance	38	35	3	7.9
NENANA CITY PUBLIC SCHOOLS	Educational services	75	72	3	4.0
NENANA HEATING SVCS INC	Wholesale trade-nondurable goods	26	24	2	7.7
NENANA ICE CLASSIC ASSOC INC	Amusement & recreation services	124	110	14	11.3
NENANA NATIVE COUNCIL	Membership organizations	41	37	4	9.8
NENANA RAFT ADVENTURES INC	Amusement & recreation services	23	11	12	52.2
NEON NIGHTS	Eating & drinking places	33	23	10	30.3
NERLAND AGENCY THE	Business services	21	19	2	9.5
NEROS RESTAURANT	Eating & drinking places	33	25	8	24.2
NETWORK BUSINESS SYSTEMS	Home furniture, furnishings & equipment stores	29	24	5	17.2
NEVADA GOLDFIELDS INC	Mining and quarrying of nonmetallic minerals, except fuels	145	67	78	53.8
NEW CAULDRON	Eating & drinking places	20	15	5	25.0
NEW HORIZONS TELECOM INC	Heavy construction other than building construction-contractors	104	89	15	14.4
NEW KOLIGANEK VILLAGE COUNCIL	Membership organizations	36	35	1	2.8
NEW PEANUT FARM INC THE	Eating & drinking places	65	55	10	15.4
NEW SEWARD HOTEL	Hotels, rooming houses, camps and other lodging places	49	40	9	18.4
NEW STUYAHOK CITY OF	Executive, legislative & general government except finance	34	33	1	2.9
NEW STUYAHOK TRADITIONAL COUNCIL	Membership organizations	37	33	4	10.8
NEW WEST EYEWORKS INC	Miscellaneous retail	54	45	9	16.7
NEW WEST FISHERIES INC	Food and kindred products	64	2	62	96.9
NEW YORK HOTEL-NEW YORK CAFE	Hotels, rooming houses, camps and other lodging places	28	23	5	17.9
NEW YORK LIFE INSURANCE CO	Insurance carriers	38	36	2	5.3
NEWBERY ALASKA INC	Construction-special trade contractors	102	83	19	18.6
NEWHALEN CITY OF	Executive, legislative & general government except finance	27	26	1	3.7
NEWHALEN TRIBAL COUNCIL	Membership organizations	20	20	0	0.0
NEWTOK CORPORATION	Holding & other investment offices	35	34	1	2.9
NEWTOK TRADITIONAL COUNCIL	Membership organizations	47	45	2	4.3
NHP INCORPORATED	Real estate	20	18	2	10.0
NICHIREI FOODS INC	Food and kindred products	39	1	38	97.4
NIGHTMUTE CITY COUNCIL	Executive, legislative & general government except finance	52	47	5	9.6
NIGHTMUTE ENTERPRISES	General merchandise stores	20	20	0	0.0
NIGHTMUTE TRADITIONAL COUNCIL	Membership organizations	56	53	3	5.4
NIGHTMUTE WATER & SEWER PROJ	Heavy construction other than building construction-contractors	27	25	2	7.4
NIKISKI MEDICENTER	Health services	20	18	2	10.0
NIKOLAI CITY OF	Executive, legislative & general government except finance	25	24	1	4.0
NIMA STORE INC	General merchandise stores	47	45	2	4.3
NINAS RSVP MAID SERVICE	Business services	31	26	5	16.1
NINE STAR ENTERPRISES INC	Engineering, accounting research mgmt and related services	24	21	3	12.5
NINILCHIK TRADITIONAL COUNCIL	Membership organizations	25	24	1	4.0
NIPPON SUISAN USA INC	Wholesale trade-nondurable goods	42	1	41	97.6
NIN ADJUSTERS INC	Insurance agents, brokers & service	81	73	8	9.9

**Resident and Nonresident Workers by Firm-Alaska 1996**  
**Firms with 20 or More Workers**

Employer	Industry	Total Workers	Resident Workers	Nonresident Workers	Percent Nonresident
NN AIR CARGO INC	Transportation by air	291	278	13	4.5
NN AK TOUR COMPANY	Transportation services	28	28	0	0.0
NN CONSTRUCTION & EQUIPMENT	Construction-special trade contractors	25	20	5	20.0
NN CONSTRUCTION INC	Construction-special trade contractors	51	42	9	17.6
NN DAME CONSTRUCTION INC	Business services	55	45	10	18.2
NN EAGLE PARTNERS L P	Food and kindred products	382	15	367	96.1
NN HAWK PARTNERS LP	Food and kindred products	302	19	283	93.7
NN HEATING & AIR CONDITIONING	Construction-special trade contractors	23	19	4	17.4
NN JAEGER PARTNERS LP	Food and kindred products	336	9	327	97.3
NN LAND USE RESEARCH INC	Engineering, accounting research mgmt and related services	21	19	2	9.5
NN LIGHT RESTAURANT	Eating & drinking places	21	18	3	14.3
NN LIGHTS ANIMAL CLINIC	Agricultural services	31	24	7	22.6
NN LIGHTS DINNER HOUSE & PIZZE	Eating & drinking places	21	19	2	9.5
NN LIGHTS EDUCARE	Social services	64	51	13	20.3
NN LIGHTS SWIM CLUB	Amusement & recreation services	23	21	2	8.7
NN LTS ROUND TABLE LTD	Eating & drinking places	304	252	52	17.1
NN OFFICE SUPPLY INC	Miscellaneous retail	50	48	2	4.0
NN PAINTING CO	Construction-special trade contractors	22	18	4	18.2
NN PRINTING COMPANY INC	Printing, publishing and allied industries	28	25	3	10.7
NN REFLECTIONS INC	Apparel & accessory stores	87	71	16	18.4
NN SALES CO OF AK INC	Wholesale trade-nondurable goods	129	117	12	9.3
NN SCHOOLS FED CREDIT UNION	Depository institutions	46	43	3	6.5
NN SE REG AQUACULTURE ASSN INC	Fishing, hunting and trapping	92	70	22	23.9
NN TELEVISION INC	Communications	196	170	26	13.3
NN TESTING LAB INC	Engineering, accounting research mgmt and related services	42	37	5	11.9
NN TIMBER CORPORATION	Heavy construction other than building construction-contractors	82	74	8	9.8
NN VICTOR PARTNERSHIP	Food and kindred products	438	2	436	99.5
NO SHEETMETAL FABRICATORS INC	Construction-special trade contractors	28	23	5	17.9
NOATAK NATIVE STORE	General merchandise stores	62	60	2	3.2
NOATAK VILLAGE COUNCIL	Membership organizations	80	78	2	2.5
NOATAK WATER & SEWER PROJECT	Heavy construction other than building construction-contractors	47	47	0	0.0
NOMAR CANVAS PRODUCTS	Apparel and other finished products made from fabrics and simila	27	22	5	18.5
NOME BUSINESS VENTURES INC	Eating & drinking places	30	25	5	16.7
NOME CITY OF	Executive, legislative & general government except finance	90	81	9	10.0
NOME COMMUNITY CENTER	Social services	54	49	5	9.3
NOME FISH COMPANY	Food and kindred products	26	20	6	23.1
NOME JOINT UTILITIES	Electric, gas & sanitary services	46	44	2	4.3
NOME NUGGET INN	Hotels, rooming houses, camps and other lodging places	79	70	9	11.4
NOME PROFESSIONAL SVCS	Business services	20	16	4	20.0
NOME PUBLIC SCHOOLS	Educational services	215	197	18	8.4
NOME RECEIVING HOME INC	Social services	21	19	2	9.5
NON STOP TOURS INC	Transportation services	21	19	2	9.5
NONDALTON TRIBAL COUNCIL	Membership organizations	38	34	4	10.5
NOORVIK CITY OF	Executive, legislative & general government except finance	113	108	5	4.4
NOORVIK NATIVE STORE	General merchandise stores	28	27	1	3.6
NOR EASTERN TRAWL SYSTEMS INC	Miscellaneous retail	27	20	7	25.9
NORCOAST MECHANICAL	Construction-special trade contractors	25	25	0	0.0
NORCON INC	Oil and gas extraction	951	780	171	18.0
NORDIC WELL SERVICING INC	Oil and gas extraction	36	33	3	8.3
NORDIC-CALISTA SERVICES NO 1	Oil and gas extraction	84	67	17	20.2
NORDINE PAINTING	Construction-special trade contractors	26	22	4	15.4

**Resident and Nonresident Workers by Firm-Alaska 1996**  
**Firms with 20 or More Workers**

Employer	Industry	Total Workers	Resident Workers	Nonresident Workers	Percent Nonresident
NORDSTROM INC	General merchandise stores	844	732	112	13.3
NORQUEST SEAFOODS INC	Food and kindred products	1,322	474	848	64.1
NORTH ARM EXPEDITING	Transportation services	23	22	1	4.3
NORTH CARE LAKE OTIS	Health services	66	59	7	10.6
NORTH COUNTRY CREDIT UNION	Depository Institutions	26	21	5	19.2
NORTH EMPLOYMENT AGENCY INC	Business services	873	738	135	15.5
NORTH POLE COFFEE INC	Eating & drinking places	24	22	2	8.3
NORTH POLE RECLAMATION INC	Agricultural services	25	23	2	8.0
NORTH SLOPE BORO SCHOOL DIST	Educational services	992	880	112	11.3
NORTH STAR FRAMING INC	Construction-special trade contractors	33	22	11	33.3
NORTH STAR PIZZA INC	Eating & drinking places	74	67	7	9.5
NORTHCOAST CONSTRUCTION INC	Mining and quarrying of nonmetallic minerals, except fuels	41	29	12	29.3
NORTHCOAST SEAFOOD PROC INC	Food and kindred products	60	0	60	100.0
NORTHCOM	Communications	24	22	2	8.3
NORTHERN DAME CONSTRUCTION INC	Business services	78	66	12	15.4
NORTHERN GEOPHYSICAL ACQUISITI	Miscellaneous services	107	76	31	29.0
NORTHERN LIGHTS ELECTRIC	Construction-special trade contractors	26	20	6	23.1
NORTHERN LIGHTS GAMING CO-OP	Amusement & recreation services	27	26	1	3.7
NORTHERN LIGHTS HOTEL	Hotels, rooming houses, camps and other lodging places	82	58	24	29.3
NORTHERN PACIFIC SERVICE	Business services	236	192	44	18.6
NORTHERN RENTAL SERVICE	Building construction-general contractors and operative builders	49	33	16	32.7
NORTHLAND CONCRETE	Construction-special trade contractors	48	36	12	25.0
NORTHLAND CREDIT CORP	Nondepository credit institutions	37	35	2	5.4
NORTHLAND DENTAL INC	Health services	27	25	2	7.4
NORTHLAND FISHERIES INC	Food and kindred products	217	11	206	94.9
NORTHLAND HUB INC	Wholesale trade-nondurable goods	148	127	21	14.2
NORTHLAND MORTGAGE CO	Nondepository credit institutions	39	38	1	2.6
NORTHLAND SERVICES INC	Water transportation	37	31	6	16.2
NORTHLAND SOY PRODUCTS INC	Food and kindred products	67	53	14	20.9
NORTHLAND WOOD PRODUCTS INC	Lumber and wood products, except furniture	60	49	11	18.3
NORTHRIM BANK	Depository institutions	128	117	11	8.6
NORTHSTAR	Miscellaneous retail	31	21	10	32.3
NORTHSTAR CONCESSIONS	Eating & drinking places	47	43	4	8.5
NORTHSTAR ELECTRIC COMPANY	Construction-special trade contractors	24	21	3	12.5
NORTHWAY AIRPORT ENTERPRISES	General merchandise stores	50	42	8	16.0
NORTHWAY VILLAGE COUNCIL	Membership organizations	48	46	2	4.2
NORTHWEST AIRLINES INC	Transportation by air	356	140	216	60.7
NORTHWEST ARCTIC BOROUGH	Executive, legislative & general government except finance	24	22	2	8.3
NORTHWEST ARCTIC BOROUGH SCHO	Educational services	757	713	44	5.8
NORTHWEST BASKETBALL CAMP INC	Amusement & recreation services	56	40	16	28.6
NORTHWEST MEDICAL CORPORATION	Health services	25	24	1	4.0
NORTHWEST STRATEGIES INC	Engineering, accounting research mgmt and related services	22	18	4	18.2
NORTHZONE OF ALASKA	Amusement & recreation services	24	21	3	12.5
NORTON SOUND ECONOMIC DEVELOPT	Engineering, accounting research mgmt and related services	28	26	2	7.1
NORTON SOUND HEALTH CORP	Health services	644	561	83	12.9
NORTON SOUND SEAFOOD PRODUCTS	Food and kindred products	140	127	13	9.3
NORWEST FINANCIAL AK INC	Nondepository credit institutions	39	32	7	17.9
NORWEST MORTGAGE INC	Nondepository credit institutions	33	30	3	9.1
NPS CORPORATION	Business services	513	360	153	29.8
NUGGET CONSTRUCTION INC	Heavy construction other than building construction-contractors	58	46	12	20.7
NUGGET MENS STORE INC	Apparel & accessory stores	21	17	4	19.0

**Resident and Nonresident Workers by Firm-Alaska 1996**  
**Firms with 20 or More Workers**

Employer	Industry	Total Workers	Resident Workers	Nonresident Workers	Percent Nonresident
NUGGET PUBLISHING CORP	Printing, publishing and allied industries	23	19	4	17.4
NUGGET RESTAURANT	Eating & drinking places	32	24	8	25.0
NULATO WATER & SEWER PROJECT	Heavy construction other than building construction-contractors	38	36	2	5.3
NULLAGUIK HOTEL	Hotels, rooming houses, camps and other lodging places	144	125	19	13.2
NUNA CONTRACTORS INC	Building construction-general contractors and operative builders	73	57	16	21.9
NUNAKAUIAK YUPIK CORPORATION	Holding & other investment offices	93	89	4	4.3
NUNAM IQUA TRADING POST	General merchandise stores	27	26	1	3.7
NUNAMIUT CORP	Holding & other investment offices	35	33	2	5.7
NUNAPITCHUK CITY OF	Executive, legislative & general government except finance	91	90	1	1.1
NUNAPITCHUK LIMITED	Holding & other investment offices	41	37	4	9.8
NUSHAGAK ELECTRIC COOP INC	Electric, gas & sanitary services	31	35	0	0.0
NW AUTO PARTS	Wholesale trade-durable goods	25	21	4	16.0
NW HOMECARE INC	Wholesale trade-durable goods	40	32	8	20.0
NW INUPIAT HOUSING AUTHORITY	Real estate	67	64	3	4.5
NW LOGGING INC	Lumber and wood products, except furniture	37	29	8	21.6
NW MEDICAL EQUIPMENT DISTR INC	Health services	24	19	5	20.8
NYAC MINING	Metal mining	25	12	13	52.0
NYE FRONTIER FORD INC	Automotive dealers & gasoline service stations	226	212	14	6.2
NYQUIST INV/PULL TAB CITY	Amusement & recreation services	38	34	4	10.5
O BRIEN KAIRAIVAK ENTERPRISES	Building construction-general contractors and operative builders	34	31	3	8.8
O I T INC	Electric, gas & sanitary services	41	35	6	14.6
O KRAFT & SON INC	Food stores	37	29	8	21.6
O'KEEFE ENTERPRISES	Business services	52	37	15	28.8
OBRADYS BURGERS & BREW	Eating & drinking places	89	78	11	12.4
OCEAN BEAUTY SEAFOODS INC	Food and kindred products	1,277	365	912	71.4
OCEAN CAPE SITUK INC F/V	Fishing, hunting and trapping	22	8	14	63.6
OCEAN FRESH AK	Food and kindred products	72	41	31	43.1
OCEAN MARINE SVCS INC	Water transportation	37	22	15	40.5
OCEAN PEACE INC	Food and kindred products	125	2	123	98.4
OCEAN PROWLER F/V	Food and kindred products	30	9	21	70.0
ODOM COMPANY	Wholesale trade-nondurable goods	59	56	3	5.1
ODOM COVEY COMPANY	Wholesale trade-nondurable goods	74	69	5	6.8
OEHLIS TEXACO	Automotive dealers & gasoline service stations	21	15	6	28.6
OFFICE PLACE INC THE	Wholesale trade-nondurable goods	144	138	6	4.2
OFFICEMAX	Wholesale trade-nondurable goods	179	135	44	24.6
OFFSHORE SYSTEMS INC	Water transportation	40	27	13	32.5
OFFSHORE SYSTEMS KENAI	Water transportation	27	24	3	11.1
OGDEN FACILITY MANAGEMENT OF A	Engineering, accounting research mgmt and related services	1,422	1,143	279	19.6
OK LUMBER CO INC	Building materials, hardware, garden supply & mobile home deale	82	71	11	13.4
OKAMOTOS SCHOOL OF KARATE	Amusement & recreation services	21	18	3	14.3
OLD HARBOR CITY OF	Executive, legislative & general government except finance	50	42	8	16.0
OLD TALKEENTNA ROADHOUSE LLC	Eating & drinking places	26	15	11	42.3
OLD TIME GROCERY INC	Food stores	61	32	29	47.5
OLDER PERSONS ACTION GROUP INC	Social services	35	32	3	8.6
OLDS MASONRY	Construction-special trade contractors	71	43	28	39.4
OLDS PUB	Eating & drinking places	20	16	4	20.0
OLGOONIK CORP	General merchandise stores	105	94	11	10.5
OLSON AIR SVC INC	Transportation by air	81	68	13	16.0
OLSTEN STAFFING SERVICES	Business services	518	351	167	32.2
OLSTEN STAFFING SVCS INC	Business services	52	50	2	3.8
OLYMPIC MANAGEMENT CO	Real estate	26	19	7	26.9

**Resident and Nonresident Workers by Firm-Alaska 1996  
Firms with 20 or More Workers**

Employer	Industry	Total Workers	Resident Workers	Nonresident Workers	Percent Nonresident
OMNI COMPUTER CTR INC	Home furniture, furnishings & equipment stores	22	20	2	9.1
OMNI ENTERPRISES INC	Food stores	557	444	113	20.3
OMNI SUPPORT SVCS INC	Transportation services	64	57	7	10.9
ONE HOUR FIREWEED CLEANERS	Personal services	43	39	4	9.3
OPHTHALMIC ASSOC	Health services	47	39	8	17.0
ORCA ENTERPRISES	Construction-special trade contractors	20	16	4	20.0
ORCA THEATERS	Motion pictures	43	42	1	2.3
ORIENTAL GARDENS	Eating & drinking places	42	34	8	19.0
ORIGINAL GOURMET ICE CREAM BAR	Eating & drinking places	25	22	3	12.0
ORPHEUM THEATRE	Motion pictures	25	21	4	16.0
ORUTSARARMUIT NATIVE COUNCIL	Membership organizations	69	69	0	0.0
OSAGE CONSTRUCTION COMPANY	Building construction-general contractors and operative builders	120	103	17	14.2
OSBORNE CONSTRUCTION	Building construction-general contractors and operative builders	552	438	114	20.7
OSBORNE/KELLY RYAN	Building construction-general contractors and operative builders	41	39	2	4.9
OSCARS	Eating & drinking places	89	52	37	41.6
OSTERMAN FISH	Food stores	24	8	16	66.7
OTIS ELEVATOR CO INC	Construction-special trade contractors	24	21	3	12.5
OTTESENS INC	Building materials, hardware, garden supply & mobile home dealers	21	17	4	19.0
OTZ TELEPHONE COOPERATIVE INC	Communications	33	30	3	9.1
OUNALASHKA CORP	Real estate	25	23	2	8.0
OURCO INC	Personal services	20	17	3	15.0
OUTBACK RESTAURANTS LLC	Eating & drinking places	46	18	28	60.9
OUTDOOR AK	Water transportation	24	14	10	41.7
OUTLET ELECTRIC	Construction-special trade contractors	23	21	2	8.7
OUZINKIE CITY OF	Executive, legislative & general government except finance	38	36	2	5.3
OUZINKIE TRIBAL COUNCIL	Membership organizations	40	38	2	5.0
OUZINKIE WATER & SEWER PROJECT P INC	Heavy construction other than building construction-contractors	20	19	1	5.0
P&M GARDEN SERVICES INC	Stone, clay, glass and concrete products	32	27	5	15.6
P&M GARDEN SERVICES INC	Wholesale trade-nondurable goods	109	94	15	13.8
PAC AK FORWARDERS INC	Transportation services	57	55	2	3.5
PAC CON INC	Building construction-general contractors and operative builders	25	11	14	56.0
PAC DETROIT DIESEL ALLISON CO	Miscellaneous repair services	37	34	3	8.1
PAC NW/ROCKY MTN REGION INC	Communications	83	77	6	7.2
PAC PARTITION SPECIALTY INT JV	Construction-special trade contractors	135	123	12	8.9
PAC WEST INC	Home furniture, furnishings & equipment stores	40	28	12	30.0
PACIFIC AK SHELLFISH INC	Food and kindred products	50	34	16	32.0
PACIFIC COAST TRUCK COMPANY	Motor freight transportation & warehousing	22	20	2	9.1
PACIFIC EAGLE SEAFOODS INC	Food and kindred products	61	30	31	50.8
PACIFIC ENVIRONMENTAL CORP	Electric, gas & sanitary services	24	22	2	8.3
PACIFIC FABRICS CORP	Miscellaneous retail	127	111	16	12.6
PACIFIC LINEN INC	Home furniture, furnishings & equipment stores	22	20	2	9.1
PACIFIC LINEN INC	Home furniture, furnishings & equipment stores	36	34	2	5.6
PACIFIC MOTORS GROUP INC	Automotive dealers & gasoline service stations	105	99	6	5.7
PACIFIC NN ACADEMY INC	Educational services	28	16	12	42.9
PACIFIC NORTH EQUIPMENT ALASKA	Wholesale trade-durable goods	55	51	4	7.3
PACIFIC PARTITION SYSTEMS INC	Building construction-general contractors and operative builders	39	35	4	10.3
PACIFIC REHAB CONST	Heavy construction other than building construction-contractors	28	17	11	39.3
PACIFIC RIM FRAMING&DESIGN	Nonclassifiable establishments	34	21	13	38.2
PACIFIC RIM INT SVCS CORP	Hotels, rooming houses, camps and other lodging places	54	42	12	22.2
PACIFIC RIM TITLE INS AGENCY	Insurance carriers	28	26	2	7.1
PACIFIC STAR SEAFOODS INC	Food and kindred products	170	53	117	68.8

**Resident and Nonresident Workers by Firm-Alaska 1996**  
**Firms with 20 or More Workers**

Employer	Industry	Total Workers	Resident Workers	Nonresident Workers	Percent Nonresident
PACSERV CORP	Wholesale trade-nondurable goods	32	30	2	6.3
PADILLA TUG COMPANY INC	Water transportation	29	22	7	24.1
PAINT MASTERS OF AK INC	Construction-special trade contractors	67	41	26	38.8
PALACE INC THE	Eating & drinking places	30	26	4	13.3
PALMER CHEVRON	Automotive dealers & gasoline service stations	25	20	5	20.0
PALMER CITY OF	Executive, legislative & general government except finance	77	74	3	3.9
PALMER SR CITIZENS CTR INC	Social services	49	47	2	4.1
PAN PACIFIC SEAFOOD INC	Food and kindred products	54	2	52	96.3
PANARQUKUK LTD	General merchandise stores	21	21	0	0.0
PAPA JOES	Eating & drinking places	54	40	14	25.9
PAPAS KETCHIKAN CAFE & PIZZA C	Eating & drinking places	21	17	4	19.0
PAR T GOLF	Amusement & recreation services	53	46	7	13.2
PARATRANSIT SERVICES	Local & suburban transit & interurban highway passenger transport	71	64	7	9.9
PARK LANES	Amusement & recreation services	20	18	2	10.0
PARKER DRILLING CO ALASKAN BR	Oil and gas extraction	87	51	36	41.4
PARKSIDE RESIDENTIAL CARE	Social services	20	18	2	10.0
PARTNOW SHARROCK & TINDALL PC	Legal services	45	42	3	6.7
PARTUSCH PLBG & HTG INC	Construction-special trade contractors	64	50	14	21.9
PARTY & CRAFTS RTL WAREHOUSE	Miscellaneous retail	37	33	4	10.8
PARTY WORLD INC	Business services	23	23	0	0.0
PATRICIA LEE INC F/V	Food and kindred products	29	6	23	79.3
PATRICK MECHANICAL INC	Construction-special trade contractors	43	43	0	0.0
PAUG VIK INCORPORATED LIMITED	Holding & other investment offices	24	21	3	12.5
PAULS BODY SHOP INC	Automotive repair, services & parking	23	21	2	8.7
PAVING PRODUCTS INC	Construction-special trade contractors	32	26	6	18.8
PAWS & CLAWS INC	Miscellaneous retail	20	12	8	40.0
PAXSON LODGE INC	Automotive dealers & gasoline service stations	38	25	13	34.2
PAYLESS CAR RENTAL SYSTEM	Automotive repair, services & parking	75	59	16	21.3
PAYLESS SHOESOURCE INC	Apparel & accessory stores	101	80	21	20.8
PAYWISE INC	Business services	33	30	3	9.1
PCA NATIONAL INC	Personal services	41	32	9	22.0
PEAK OILFIELD SVC CO	Oil and gas extraction	1,067	772	295	27.6
PEDERSENS RESORT	Hotels, rooming houses, camps and other lodging places	54	12	42	77.8
PEDRO BAY VILLAGE COUNCIL	Membership organizations	44	28	16	36.4
PEGGYS RESTAURANT INC	Eating & drinking places	45	32	13	28.9
PELICAN SCHOOL BOARD	Educational services	24	21	3	12.5
PELICAN SEAFOODS INC	Food and kindred products	56	39	17	30.4
PENINSULA AIRWAYS INC	Transportation by air	541	476	65	12.0
PENINSULA HOME HEALTH CARE INC	Health services	231	202	29	12.6
PENINSULA INTERNAL MEDICINE IN	Private households	21	19	2	9.5
PENINSULA MEDICAL CENTER ASSOC	Health services	31	29	2	6.5
PENINSULA OILERS BASEBALL CLUB	Amusement & recreation services	45	16	29	64.4
PENINSULA PARTS & SVC	Automotive repair, services & parking	23	17	6	26.1
PENINSULA SANITATION CO INC	Electric, gas & sanitary services	45	42	3	6.7
PENINSULA STEAK HOUSE	Eating & drinking places	30	23	7	23.3
PENSKE AUTO CENTERS INC	Automotive repair, services & parking	59	49	10	16.9
PENTHOUSE INC	Eating & drinking places	25	21	4	16.0
PENTHOUSE THE	Eating & drinking places	27	24	3	11.1
PEPSI COLA BOTTLING COMPANY OF	Wholesale trade-nondurable goods	139	136	3	2.2
PERATROVICH NOTTINGHAM & DRAGE	Engineering, accounting research mgmt and related services	33	31	2	6.1
PERFECT CUP PLUS THE	Eating & drinking places	27	26	1	3.7

**Resident and Nonresident Workers by Firm-Alaska 1996**  
**Firms with 20 or More Workers**

Employer	Industry	Total Workers	Resident Workers	Nonresident Workers	Percent Nonresident
PERFECT CUPBOARD INC THE	Home furniture, furnishings & equipment stores	20	19	1	5.0
PERFECT CUPBOARD THE	Home furniture, furnishings & equipment stores	38	28	10	26.3
PERKINS COIE	Legal services	23	17	6	26.1
PERSEVERANCE THEATRE	Amusement & recreation services	69	64	5	7.2
PERSONAL PAGE INC	Communications	30	24	6	20.0
PERSONNEL PLUS INC	Business services	408	311	97	23.8
PET HAVEN	Miscellaneous retail	25	14	11	44.0
PETER PAN SEAFOODS INC	Food and kindred products	1,403	292	1,111	79.2
PETERKIN DISTRIBUTORS INC	Wholesale trade-nondurable goods	28	27	1	3.6
PETERSBURG CHILDRENS CTR INC	Social services	36	25	11	30.6
PETERSBURG CITY OF	Executive, legislative & general government except finance	181	163	18	9.9
PETERSBURG ELKS CLUB #1615	Membership organizations	32	27	5	15.6
PETERSBURG GENERAL HOSPITAL	Health services	79	67	12	15.2
PETERSBURG MOOSE LODGE #1092	Membership organizations	22	19	3	13.6
PETERSBURG SCHOOL DISTRICT	Educational services	165	151	14	8.5
PETERSBURG SHIPWRIGHTS INC	Transportation equipment	20	18	2	10.0
PETRO ALASKA INC	Wholesale trade-nondurable goods	33	32	1	3.0
PETRO STAR INC	Petroleum refining and related industries	46	43	3	6.5
PETRO STAR VALDEZ REFINERY	Petroleum refining and related industries	36	32	4	11.1
PETROLEUM CLUB OF ANCHORAGE IN	Membership organizations	87	69	18	20.7
PHILLIPS FIELD EQUIP & REPAIR	Automotive repair, services & parking	25	21	4	16.0
PHILLIPS INTERNATIONAL INN	Eating & drinking places	66	45	21	31.8
PHILLIPS INTERNATIONAL INN	Eating & drinking places	83	55	28	33.7
PHILLIPS ON MINNESOTA	Eating & drinking places	43	33	10	23.3
PHILLIPS PETROLEUM CO	Oil and gas extraction	57	54	3	5.3
PHOENIX LOGGING CO	Lumber and wood products, except furniture	246	163	83	33.7
PHONE DIRECTORIES CO INC	Business services	38	19	19	50.0
PHOTO EXPRESS IMAGE CENTERS	Business services	56	53	3	5.4
PHOTOHOUSE INC THE	Business services	26	19	7	26.9
PHOTOWRIGHT LABORATORIES	Business services	22	19	3	13.6
PHUKAN CONSULTING ENGINEERS	Engineering, accounting research mgmt and related services	31	28	3	9.7
PHYLLIS'S CAFE	Eating & drinking places	50	35	15	30.0
PIED PIPER PEST CONTROL OF AK	Business services	25	23	2	8.0
PIERCE CARTWRIGHT CO INC	Wholesale trade-nondurable goods	34	34	0	0.0
PIERCING PAGODA INC	Miscellaneous retail	26	23	3	11.5
PIKES LANDING	Eating & drinking places	177	132	45	25.4
PILOT POINT CITY OF	Executive, legislative & general government except finance	52	48	4	7.7
PILOT PUBLISHING INC	Printing, publishing and allied industries	35	22	13	37.1
PILOT STATION CITY OF	Executive, legislative & general government except finance	60	60	0	0.0
PINETTES SHOW CLUB	Eating & drinking places	355	134	221	62.3
PINK ELEPHANT STORES INC	Automotive repair, services & parking	43	37	6	14.0
PINKERTONS INC	Business services	519	369	150	28.9
PIONEER BROADCASTING CO INC	Communications	106	99	7	6.6
PIONEER CAFE	Eating & drinking places	26	20	6	23.1
PIONEER DOOR INC	Construction-special trade contractors	41	33	8	19.5
PIONEER LODGE INC	Hotels, rooming houses, camps and other lodging places	47	36	11	23.4
PIONEER NORTH INC	Automotive dealers & gasoline service stations	100	86	14	14.0
PIONEER PIZZA	Eating & drinking places	27	24	3	11.1
PIPING DESIGN SERVICES INC	Engineering, accounting research mgmt and related services	704	625	79	11.2
PIQUINI MANAGEMENT CORP	Engineering, accounting research mgmt and related services	683	571	112	16.4
PIQUINI SERVICES CO INC	Business services	20	19	1	5.0

**Resident and Nonresident Workers by Firm-Alaska 1996  
Firms with 20 or More Workers**

Employer	Industry	Total Workers	Resident Workers	Nonresident Workers	Percent Nonresident
PIRATES DEN	Amusement & recreation services	32	9	23	71.9
PITKAS POINT VILLAGE COUNCIL	Membership organizations	25	25	0	0.0
PITNEY BOWES INC	Wholesale trade-durable goods	27	24	3	11.1
PIXPAY SERVICE LP	Engineering, accounting research mgmt and related services	28	21	7	25.0
PIZZA BELLA INC	Eating & drinking places	193	114	79	40.9
PIZZA HUT	Eating & drinking places	1,531	1,144	387	25.3
PIZZA MAN	Eating & drinking places	66	59	7	10.6
PIZZA OLYMPIA	Eating & drinking places	71	55	16	22.5
PIZZA PALACE	Eating & drinking places	29	16	13	44.8
PIZZA PARADISOS	Eating & drinking places	59	41	18	30.5
PIZZA PETES	Eating & drinking places	36	26	10	27.8
PIZZA PLAZA INC	Eating & drinking places	31	25	6	19.4
PIZZA VERONA	Eating & drinking places	31	12	19	61.3
PIZZARIA DELPHI	Eating & drinking places	28	22	6	21.4
PIZZAZZ	Eating & drinking places	16	37	9	19.6
PLANNED PARENTHOOD OF AK	Health services	32	26	6	18.8
PLASCHEM SUPPLY & CONSULTING	Building materials, hardware, garden supply & mobile home dealers	26	21	5	19.2
PLAY BY PLAY INC	Amusement & recreation services	44	41	3	6.8
PLAY N LEARN CENTER INC	Social services	273	206	67	24.5
PLAZA INN HOTELS INC	Hotels, rooming houses, camps and other lodging places	135	102	33	24.4
PLUM TREE INC THE	Apparel & accessory stores	28	20	8	28.6
PMC/FRONTEC J/V	Communications	169	151	18	10.7
PMV CONST/RUSH INVESTMENTS JV	Eating & drinking places	29	20	9	31.0
POINT HOPE CITY OF	Executive, legislative & general government except finance	41	39	2	4.9
POLAR AIR CARGO INC	Transportation by air	31	28	3	9.7
POLAR BEAR GIFTS	Miscellaneous retail	26	23	3	11.5
POLAR CUB RESTAURANT	Eating & drinking places	58	48	10	17.2
POLAR ENERGY CORPORATION	Oil and gas extraction	22	3	19	86.4
POLAR MINING INC	Metal mining	59	52	7	11.9
POLAR REBAR INC	Construction-special trade contractors	30	23	7	23.3
POLAR SUPPLY CO INC	Wholesale trade-durable goods	72	66	6	8.3
POLARIS ENTERPRISES INC	Hotels, rooming houses, camps and other lodging places	46	40	6	13.0
POLLARD CONSTRUCTION	Building construction-general contractors and operative builders	34	27	7	20.6
POMERANTZ STAFFING ALTERNATIVE	Engineering, accounting research mgmt and related services	49	47	2	4.1
POMERANZ CONSTRUCTION	Building construction-general contractors and operative builders	25	23	2	8.0
POOL ARCITC ALASKA INC	Oil and gas extraction	258	212	46	17.8
POOL ENGINEERING INC	Engineering, accounting research mgmt and related services	27	24	3	11.1
POPEYES ANCHORAGE	Eating & drinking places	95	82	13	13.7
PORT ALEXANDER CITY OF	Executive, legislative & general government except finance	26	22	4	15.4
PORT CHILKOOT POTLATCH INC	Eating & drinking places	86	47	39	45.3
PORT GRAHAM CORP	Holding & other investment offices	66	60	6	9.1
PORT GRAHAM DEVELOPMENT INC	Food stores	21	19	2	9.5
PORT GRAHAM SEAFOODS INC	Food and kindred products	100	58	42	42.0
PORT GRAHAM VILLAGE COUNCIL	Membership organizations	36	34	2	5.6
PORT HEIDEN CITY OF	Executive, legislative & general government except finance	36	32	4	11.1
PORT LIONS CITY OF	Executive, legislative & general government except finance	24	22	2	8.3
PORTAGE GLACIER LODGE	Miscellaneous retail	27	17	10	37.0
PORTLAND HABILITATION CENTER I	Social services	99	92	7	7.1
POSTAL INSTANT PRESS OF AK INC	Printing, publishing and allied industries	71	62	9	12.7
POTELCOM SUPPLY INC	Wholesale trade-durable goods	21	20	1	4.8
POTPOURRI INC	Hotels, rooming houses, camps and other lodging places	21	17	4	19.0

**Resident and Nonresident Workers by Firm-Alaska 1996**  
**Firms with 20 or More Workers**

Employer	Industry	Total Workers	Resident Workers	Nonresident Workers	Percent Nonresident
POWERHOUSE CONSTR SVCS INC	Business services	44	43	1	2.3
POWERHOUSE CONSTRUCTION SVCS	Business services	27	26	1	3.7
PREMIER INDUSTRIES INC	Rubber and miscellaneous plastics products	24	17	7	29.2
PRESCOTT EQUIPMENT CO INC	Wholesale trade-durable goods	22	19	3	13.6
PRESERVATIVE PAINT CO	Wholesale trade-nondurable goods	38	34	4	10.5
PRESTIGE HOMES INC	Nonclassifiable establishments	73	58	15	20.5
PRESTON THORGRIMSON ELLIS	Legal services	35	33	2	5.7
PRETZEL FACTORY/ORANGE JULIUS	Eating & drinking places	25	23	2	8.0
PREWITT ENTERPRISES	Local & suburban transit & interurban highway passenger transport	69	53	16	23.2
PRIBILOF SCHOOL DISTRICT	Educational services	112	95	17	15.2
PRIMARY CARE ASSOCIATES	Health services	47	40	7	14.9
PRIME AK SEAFOODS INC	Food and kindred products	109	54	55	50.5
PRIME CABLE OF ALASKA LP	Communications	152	135	17	11.2
PRIME MECHANICAL INC	Construction-special trade contractors	20	14	6	30.0
PRINCE WILLIAM MOTEL	Hotels, rooming houses, camps and other lodging places	20	12	8	40.0
PRINCE WM SOUND AQUACULT CORP	Fishing, hunting and trapping	183	89	94	51.4
PRINCE WM SOUND SCIENCE CTR	Engineering, accounting research mgmt and related services	48	36	12	25.0
PRO BEAUTY & NAIL SUP INC	Wholesale trade-durable goods	47	43	4	8.5
PRO TECH AUTO BODY	Automotive repair, services & parking	21	16	5	23.8
PROACT ALASKA INC	Construction-special trade contractors	21	14	7	33.3
PRODUCTION PAYROLL INC	Engineering, accounting research mgmt and related services	53	49	4	7.5
PRODUCTION TESTING SVCS INC	Oil and gas extraction	24	17	7	29.2
PROFESSIONAL BUSINESS SVCS INC	Business services	161	132	29	18.0
PROFESSIONAL COLORGRAPHICS PRI	Printing, publishing and allied industries	51	35	16	31.4
PROFILES OF EXCELLENCE INC	Social services	27	25	2	7.4
PROGRAMS FOR INFANTS & CHILDREN	Educational services	42	34	8	19.0
PROGRESSIVE CASUALTY INSURANCE	Insurance carriers	20	17	3	15.0
PROPERTY MGMT SVCS INC	Real estate	81	76	5	6.2
PROSHOW USA	Amusement & recreation services	40	36	4	10.0
PROSPECTOR APPAR & SPNG GOODS	Apparel & accessory stores	50	29	21	42.0
PROSPECTORS SOURDOUGH RESTR	Eating & drinking places	23	10	13	56.5
PROVIDENCE ANCH ANESTHESIA MED	Health services	22	19	3	13.6
PROVIDENCE EXTENDED CARE CNTR	Health services	414	386	28	6.8
PROVIDENCE HOSPITAL	Health services	2,986	2,701	285	9.5
PROVIDER F/V	Food and kindred products	32	10	22	68.8
PROWLER F/V	Fishing, hunting and trapping	28	8	20	71.4
PRUHS CORPORATION	Heavy construction other than building construction-contractors	24	21	3	12.5
PRUHS/THOMAS FORESTRY LLC	Lumber and wood products, except furniture	94	52	42	44.7
PT HOPE NATIVE VILLAGE	Membership organizations	72	70	2	2.8
PT HOPE SENIOR CITIZEN CENTER	Social services	23	23	0	0.0
PUFFIN HEIGHTS MONTESSORI INC	Social services	30	26	4	13.3
PUFFIN INN	Hotels, rooming houses, camps and other lodging places	65	56	9	13.8
PUFFIN LEARNING CENTER	Social services	22	11	11	50.0
PUFFIN MARINE & EQUIPMENT INC	Water transportation	21	15	6	28.6
PUGET SOUND LOG & GRADING INC	Forestry	45	41	4	8.9
PUGET SOUND PIPE & SUPPLY CO	Wholesale trade-durable goods	37	31	6	16.2
PUMPHOUSE RESTAURANT THE	Eating & drinking places	131	98	33	25.2
PURCELL SERVICES LTD	Business services	237	195	42	17.7
PYRAMID AUDIO	Home furniture, furnishings & equipment stores	26	25	1	3.8
Q LUBE INC	Automotive repair, services & parking	95	82	13	13.7
Q-ZAR OF ANCHORAGE LLC	Amusement & recreation services	66	57	9	13.6

**Resident and Nonresident Workers by Firm-Alaska 1996**  
**Firms with 20 or More Workers**

Employer	Industry	Total Workers	Resident Workers	Nonresident Workers	Percent Nonresident
Q1 CORPORATION	Business services	308	212	96	31.2
QANIRTUUQ INC	Holding & other investment offices	39	37	2	5.1
QEMIRTALEK COAST CORPORATION	Holding & other investment offices	25	25	0	0.0
QINARMIUT CORPORATION	Holding & other investment offices	40	38	2	5.0
QLX PHOTOPROCESSING INC	Business services	32	25	7	21.9
QUADCO INC AK DIVISION	Wholesale trade-durable goods	44	41	3	6.8
QUALIFIED CONTRACTORS INC	Miscellaneous repair services	191	39	152	79.6
QUALITY ASPHALT PAVING INC	Heavy construction other than building construction-contractors	150	130	20	13.3
QUALITY AUTO SUPPLY INC	Automotive dealers & gasoline service stations	84	79	5	6.0
QUALITY CONTROLLED SVCS	Engineering, accounting research mgmt and related services	23	23	0	0.0
QUALITY DEMONSTRATION SVC INC	Business services	27	23	4	14.8
QUALITY ELECTRIC	Construction-special trade contractors	42	38	4	9.5
QUALITY FABRICATION INC	Fabricated metal products except machinery and transportation ec	129	107	22	17.1
QUALITY INSPECTION & TESTING	Business services	23	19	4	17.4
QUALITY MARINE OF AK	Construction-special trade contractors	28	17	11	39.3
QUALITY MOVING SVC INC	Motor freight transportation & warehousing	69	57	12	17.4
QUALITY TUNE INC	Automotive repair, services & parking	27	25	2	7.4
QUANTERRA INC	Engineering, accounting research mgmt and related services	66	59	7	10.6
QUANTUM CHEMICAL CORP	Miscellaneous retail	20	20	0	0.0
QUEENS DRY CLEANERS	Personal services	20	8	12	60.0
QUINHAGAK CITY OF	Executive, legislative & general government except finance	41	38	3	7.3
QUINNAT LANDING HOTEL	Hotels, rooming houses, camps and other lodging places	38	19	19	50.0
QWICK CONSTRUCTION CO INC	Oil and gas extraction	169	152	17	10.1
QWIK THREE INC	Automotive repair, services & parking	25	23	2	8.0
R BELL ENTERPRISES	Business services	59	42	17	28.8
R DAY CUSTOM BUILDER	Building construction-general contractors and operative builders	21	12	9	42.9
R K CONSTRUCTION INC	Heavy construction other than building construction-contractors	22	22	0	0.0
R L POLK & CO	Business services	78	63	15	19.2
R&E ENTERPRISES	Construction-special trade contractors	32	22	10	31.3
R&K INDUSTRIAL ENTERPRISE	Construction-special trade contractors	79	70	9	11.4
R&M CONSULTANTS INC	Engineering, accounting research mgmt and related services	62	54	8	12.9
R&M ENGINEERING INC	Engineering, accounting research mgmt and related services	26	20	6	23.1
R&M ENGINEERING KTN INC	Engineering, accounting research mgmt and related services	24	23	1	4.2
R&R BICYCLE	Miscellaneous retail	29	24	5	17.2
R&R COURT REPORTERS INC	Business services	27	23	4	14.8
R&R SCAFFOLDING ERECTORS INC	Business services	25	24	1	4.0
R&T FRAMING	Construction-special trade contractors	26	15	11	42.3
RACE KETCH PHARMACIES INC	Miscellaneous retail	32	29	3	9.4
RAIN PROOF ROOFING CO INC	Construction-special trade contractors	34	77	17	18.1
RAINBOW FOODS INC	Food stores	39	25	14	35.9
RAINBOW KING LODGE INC	Hotels, rooming houses, camps and other lodging places	28	1	27	96.4
RALPH B FERIANI DDS APC	Health services	21	20	1	4.8
RANEY INVESTMENTS INC	Miscellaneous retail	39	32	7	17.9
RASMUSSENS ASPHALT MAINT INC	Heavy construction other than building construction-contractors	53	46	7	13.2
RAVEN CONTRACTORS INC	Oil and gas extraction	87	70	17	19.5
RAVEN ELECTRIC INC	Construction-special trade contractors	38	36	2	5.3
RAVENWOOD VETERINARY CLINIC	Agricultural services	20	17	3	15.0
RAY & EDS TACKY TACKLE COMPANY	Miscellaneous manufacturing industries	20	18	2	10.0
RAYMOND E PLUMMER ATTY AT LAW	Real estate	20	15	5	25.0
RAYS CHILD CARE & LEARNING CEN	Social services	41	39	2	4.9
RAYS WATERFRONT BAR & GRILL	Eating & drinking places	91	47	44	48.4

**Resident and Nonresident Workers by Firm-Alaska 1996**  
**Firms with 20 or More Workers**

Employer	Industry	Total Workers	Resident Workers	Nonresident Workers	Percent Nonresident
RAYTHEON SUPPORT SVCS CO	Engineering, accounting research mgmt and related services	69	44	25	36.2
RAYVILLE SPORTS MARKETING	Apparel & accessory stores	21	17	4	19.0
REACH INC	Social services	275	241	34	12.4
RECREATIONAL EQUIPMENT INC	Miscellaneous retail	177	152	25	14.1
RED FOX BAR & GRILL	Eating & drinking places	20	16	4	20.0
RED ONION SALOON INC	Eating & drinking places	21	4	17	81.0
RED ROBIN AK INC	Eating & drinking places	265	203	62	23.4
RED SAMM CONSTRUCTION PTR	Heavy construction other than building construction-contractors	208	136	72	34.6
REDEEMER CLEANER SERVICE	Business services	52	45	7	13.5
REDI ELECTRIC INC	Construction-special trade contractors	97	87	10	10.3
REDS CENTER CAFE	Eating & drinking places	29	20	9	31.0
REEVE ALEUTIAN AIRWAYS INC	Transportation by air	429	383	46	10.7
REGAL FOODS	Wholesale trade-nondurable goods	24	23	1	4.2
REGIONAL CITIZENS ADVISORY COM	Engineering, accounting research mgmt and related services	20	19	1	5.0
REGIS HAIRSTYLISTS	Personal services	104	88	16	15.4
REHAB MEDICINE ASSOC PC	Health services	53	43	10	18.9
REID BROS LOGGING & CONSTR IN	Lumber and wood products, except furniture	22	17	5	22.7
RELIABLE TRANSFER CORP	Motor freight transportation & warehousing	64	48	16	25.0
RELO INFORMATION MANAGEMENT IN	Business services	28	25	3	10.7
RELUCTANT FISHERMAN INC	Hotels, rooming houses, camps and other lodging places	73	48	25	34.2
RENDEZVOUS	Eating & drinking places	30	24	6	20.0
RENDEZVOUS CAFE	Eating & drinking places	37	25	12	32.4
RENDEZVOUS SENIOR DAY CENTER	Social services	22	19	3	13.6
RENN CO INC C/O DIAMOND PARKNG	Automotive repair, services & parking	81	74	7	8.6
RENO AIR	Transportation by air	56	48	8	14.3
RENT A HEAP	Automotive repair, services & parking	37	21	16	43.2
REPLACEMENT GLASS CO INC	Construction-special trade contractors	36	30	6	16.7
REPUBLIC MGMT NORTH WEST CO	Real estate	33	26	7	21.2
REPUBLIC PARKING SYSTEMS	Automotive repair, services & parking	25	23	2	8.0
RESEARCH GROUP THE INC	Engineering, accounting research mgmt and related services	102	93	9	8.8
RESIDENTIAL YOUTH CARE INC	Social services	32	21	11	34.4
RESORT AT CHENA HOT SPRINGS	Hotels, rooming houses, camps and other lodging places	123	71	52	42.3
RESOURCE CTR FOR PARENTS & CHI	Social services	89	77	12	13.5
RESOURCE DATA	Business services	25	23	2	8.0
RESTAURANT MANAGEMENT INC	Eating & drinking places	192	139	53	27.6
RESURRECTION BAY SEAFOODS LLC	Nonclassifiable establishments	79	25	54	68.4
RGIS INVENTORY SPECIALISTS	Business services	256	216	40	15.6
RIBELIN LOWELL & CO INS BRKR INC	Insurance agents, brokers & service	49	44	5	10.2
RICARDOS	Eating & drinking places	20	15	5	25.0
RICHARD M MILBURN HIGH SCHOOL	Educational services	29	21	8	27.6
RICHFIELD HOTEL MANAGEMENT INC	Hotels, rooming houses, camps and other lodging places	306	265	41	13.4
RICHMOND & QUINN	Legal services	24	21	3	12.5
RIDE & SHINE	Automotive repair, services & parking	49	38	11	22.4
RIDGETOP ROOFING & GUTTER INC	Construction-special trade contractors	44	31	13	29.5
RIDGWAYS OF ALASKA INC	Business services	30	27	3	10.0
RIPPIE WORLD ONE	Amusement & recreation services	21	21	0	0.0
RIVERS EDGE INC	Hotels, rooming houses, camps and other lodging places	20	16	4	20.0
RIVERSIDE HOUSE	Eating & drinking places	77	63	14	18.2
RIVERSONG LODGE	Hotels, rooming houses, camps and other lodging places	33	14	19	57.6
RJH INC	Fabricated metal products except machinery and transportation ec	61	51	10	16.4
RL CONSTRUCTION SERVICES INC	Electric, gas & sanitary services	31	27	4	12.9

**Resident and Nonresident Workers by Firm-Alaska 1996  
Firms with 20 or More Workers**

Employer	Industry	Total Workers	Resident Workers	Nonresident Workers	Percent Nonresident
ROAD RUNNER FENCE CO INC	Heavy construction other than building construction-contractors	22	17	5	22.7
ROADRUNNER AMUSEMENT INC	Nonclassifiable establishments	37	32	5	13.5
ROASTERS OF AK	Eating & drinking places	197	154	43	21.8
ROBERT D MAURER DDS PC	Health services	23	23	0	0.0
ROBERTSON ENTERPRISES	Social services	112	93	19	17.0
ROBERTSON MONAGLE EASTAUGH PC	Legal services	28	28	0	0.0
ROBINSON CONSTRUCTION	Automotive dealers & gasoline service stations	21	16	5	23.8
ROCK N ROAD CONSTRUCTION INC	Heavy construction other than building construction-contractors	49	39	10	20.4
ROCKFORD CORP	Heavy construction other than building construction-contractors	71	37	34	47.9
ROCKY MOUNTAIN FABRICATION INC	Construction-special trade contractors	43	7	36	83.7
RODNEY P KINNEY ASSOCIATES INC	Engineering, accounting research mgmt and related services	28	25	3	10.7
ROGER HICKEL CONTRACTING INC	Building construction-general contractors and operative builders	145	132	13	9.0
ROGER WOODS-BUILDER	Building construction-general contractors and operative builders	27	21	6	22.2
ROMANOS INC	Eating & drinking places	85	58	27	31.8
RON WEBB PAVING & SINO REM INC	Construction-special trade contractors	30	29	1	3.3
RONALDS HAIR DESIGN INC	Personal services	42	40	2	4.8
RONEY & RONEY ENTERPRISES	Miscellaneous retail	33	28	5	15.2
RONLON ENTERPRISES INC	Automotive repair, services & carking	24	21	3	12.5
ROOKIES CORPORATION	Eating & drinking places	50	27	23	46.0
ROOSEVELT CAFE LLC THE	Eating & drinking places	38	28	10	26.3
ROTHS CONSTRUCTION INC	Construction-special trade contractors	20	15	5	25.0
ROTO ROOTER SEWER SERVICE	Miscellaneous repair services	31	26	5	16.1
ROWAN PACIFIC RIM DECORATORS	Business services	30	25	5	16.7
ROYAL ALEUTIAN SEAFOODS INC	Food and kindred products	370	66	304	82.2
ROYAL CARPET&UPHOLSTERY DRYCLE	Business services	46	37	9	19.6
ROYAL CONTRACTORS INC	Motor freight transportation & warehousing	30	28	2	6.7
ROYAL ENTERPRISES INC	Hotels, rooming houses, camps and other lodging places	49	34	15	30.6
ROYAL FORK BUFFET RESTAURANTS	Eating & drinking places	210	166	44	21.0
ROYAL HWY TOURS INC	Local & suburban transit & interurban highway passenger transport	545	434	111	20.4
ROYAL PACIFIC FISHERIES INC	Food and kindred products	357	178	179	50.1
RSA ENGINEERING INC	Engineering, accounting research mgmt and related services	24	24	0	0.0
RSH CO	Mining and quarrying of nonmetallic minerals, except fuels	21	17	4	19.0
RUBY CITY OF	Executive, legislative & general government except finance	29	28	1	3.4
RUF DRYWALL INC	Construction-special trade contractors	21	16	5	23.8
RUM LOCKER THE	Miscellaneous retail	22	19	3	13.6
RUN TO THE SUN	Personal services	22	19	3	13.6
RURAL AK COMM ACTION PROGRAM	Social services	598	576	22	3.7
RUSSELL T BUNDY ASSOCIATES INC	Industrial and commercial machinery and computer equipment	23	11	12	52.2
RUSSIAN AMERICAN/BAYVIEW RESTA	Miscellaneous retail	65	44	21	32.3
RUSSIAN HERITAGE INN	Hotels, rooming houses, camps and other lodging places	25	23	2	8.0
RUSSIAN MISSION CITY OF	Executive, legislative & general government except finance	51	47	4	7.8
RUSSIAN MISSION NATIVE CORP	Automotive dealers & gasoline service stations	36	34	2	5.6
RUST ENVIRONMENT & INFASCTURU	Engineering, accounting research mgmt and related services	75	68	7	9.3
RUSTS FLYING SERVICE INC	Transportation by air	44	38	6	13.6
RUTH ANNS RESTAURANT	Eating & drinking places	54	42	12	22.2
RUTTER BROS INC	Heavy construction other than building construction-contractors	53	53	0	0.0
RYAN AIR SERVICE INC	Transportation by air	165	153	12	7.3
RYAN LODE MINES INC	Metal mining	27	22	5	18.5
S & S PAINTING SERVICE	Construction-special trade contractors	40	31	9	22.5
S A F E INC	Social services	26	25	1	3.8
S C H INC	Miscellaneous retail	33	32	1	3.0

**Resident and Nonresident Workers by Firm-Alaska 1996**  
**Firms with 20 or More Workers**

Employer	Industry	Total	Resident	Nonresident	Percent
		Workers	Workers	Workers	Nonresident
S M A R T INC	Transportation by air	26	3	23	88.5
S O JOHNSON	Lumber and wood products, except furniture	26	18	8	30.8
S PENINSULA MENTAL HLTH ASSOC	Health services	115	102	13	11.3
S SEAS HOTEL	Hotels, rooming houses, camps and other lodging places	22	12	10	45.5
S&M ENTERPRISES INC	Eating & drinking places	21	16	5	23.8
S&S GEN CONTRS & EQUIP RNTL	Construction-special trade contractors	28	27	1	3.6
S&S INC	General merchandise stores	30	26	4	13.3
S&S WELDING INC	Miscellaneous repair services	24	21	3	12.5
SACHTJEN JAMES DVM	Agricultural services	26	20	6	23.1
SACKS CAFE	Eating & drinking places	69	49	20	29.0
SAFEWAY INC/SEATTLE DIVISION	Food stores	1,643	1,470	173	10.5
SAGAYA CORPORATION	Wholesale trade-nondurable goods	126	103	23	18.3
SAHALEE OF ALASKA INC	Food and kindred products	365	207	158	43.3
SAINT PAUL CITY OF	Executive, legislative & general government except finance	146	122	24	16.4
SAL'S ENTERPRISES	Eating & drinking places	95	77	18	18.9
SALAMATOF SEAFOODS INC	Food and kindred products	231	143	88	38.1
SALES CORPORATION OF ALASKA	Wholesale trade-nondurable goods	26	23	3	11.5
SALESTALK WEST INC	Business services	37	29	8	21.6
SALMON FALLS INC	Hotels, rooming houses, camps and other lodging places	21	13	8	38.1
SALTWATER INC	Engineering, accounting research mgmt and related services	160	34	126	78.8
SALTZ GENL CONTR/ENTERPRISE	Heavy construction other than building construction-contractors	34	28	6	17.6
SALVATION ARMY AK DIV THE	Membership organizations	503	460	43	8.5
SAMPSON STEEL COMPANY	Fabricated metal products except machinery and transportation ec	36	28	8	22.2
SAMS SOURDOUGH CAFE	Eating & drinking places	61	54	7	11.5
SAMSON ELECTRIC INC	Construction-special trade contractors	68	61	7	10.3
SAMSON MARINE FREIGHTWAYS INC	Water transportation	27	22	5	18.5
SAMSON TUG & BARGE CO INC	Water transportation	97	65	32	33.0
SAND LAKE CLEANERS INC	Personal services	51	49	2	3.9
SAND POINT CITY OF	Executive, legislative & general government except finance	55	48	7	12.7
SAND POINT TAVERN	Eating & drinking places	20	18	2	10.0
SANDERS & SANDERS EXCAVATION I	Construction-special trade contractors	21	17	4	19.0
SANDERS DENTAL CERAMICS	Health services	21	19	2	9.5
SANDS NORTH SHOWGIRLS	Eating & drinking places	30	24	6	20.0
SANDSTROM & SONS INC	Heavy construction other than building construction-contractors	43	40	3	7.0
SANDYS CHEVRON SERVICE	Automotive dealers & gasoline service stations	22	22	0	0.0
SAPPORE COFFEE CO OF ALASKA	Wholesale trade-nondurable goods	46	42	4	8.7
SASCO/HOOPER ELECTRIC INC	Construction-special trade contractors	27	17	10	37.0
SATURN OF ANCHORAGE	Automotive dealers & gasoline service stations	27	22	5	18.5
SAVE U MORE	General merchandise stores	95	82	13	13.7
SAVOONGA CITY OF	Executive, legislative & general government except finance	33	33	0	0.0
SAVOONGA IRA COUNCIL	Membership organizations	24	23	1	4.2
SAVOONGA JOINT UTILITIES	Electric, gas & sanitary services	61	60	1	1.6
SAVOONGA NATIVE STORE	General merchandise stores	36	35	1	2.8
SAVOONGA WATER & SEWER PROJECT	Heavy construction other than building construction-contractors	20	20	0	0.0
SAWTOOTH LOGGING INC	Lumber and wood products, except furniture	28	15	13	46.4
SAXMAN CITY OF	Executive, legislative & general government except finance	56	50	6	10.7
SCAMMON BAY CITY OF	Executive, legislative & general government except finance	37	37	0	0.0
SCANDIA HOUSE	Hotels, rooming houses, camps and other lodging places	29	24	5	17.2
SCANLON INCORPORATED	Miscellaneous retail	29	25	4	13.8
SCHEDULED AIRLINES TRAFFIC OFF	Transportation services	65	56	9	13.8
SCHENCK COMMUNICATIONS CO INC	Heavy construction other than building construction-contractors	43	12	31	72.1

**Resident and Nonresident Workers by Firm-Alaska 1996**  
**Firms with 20 or More Workers**

Employer	Industry	Total Workers	Resident Workers	Nonresident Workers	Percent Nonresident
SCHLUMBERGER TECHNOLOGY CORP	Oil and gas extraction	486	327	159	32.7
SCHMOLCK MECHANICAL CONTRACTOR	Construction-special trade contractors	23	20	3	13.0
SCIENCE APPLICATIONS INTL CORP	Business services	108	93	15	13.9
SDL CORPORATION	Building construction-general contractors and operative builders	42	29	13	31.0
SE AK GUIDANCE ASSOC	Social services	40	31	9	22.5
SE AK REGIONAL HEALTH CORP	Health services	701	624	77	11.0
SE AK VETERINARY CLINIC	Agricultural services	22	19	3	13.6
SE ISLAND SCHOOL DIST	Educational services	205	180	25	12.2
SE REGIONAL RESOURCE CENTER	Administration of human resource programs	94	88	6	6.4
SE STEVEDORING CORP	Water transportation	964	882	82	8.5
SEA BREEZE CAFE INC	Eating & drinking places	78	45	33	42.3
SEA GALLEY	Eating & drinking places	271	201	70	25.8
SEA HAWK AIR INC	Transportation by air	23	19	4	17.4
SEA INN INC	Eating & drinking places	21	19	2	9.5
SEA LAND FREIGHT SVC	Motor freight transportation & warehousing	630	561	69	11.0
SEA LEVEL SEAFOODS INC	Food and kindred products	78	66	12	15.4
SEA LION CORP	General merchandise stores	25	22	3	12.0
SEA STAR STEVEDORE CO INC	Water transportation	227	223	4	1.8
SEABORNE AVIATION INC	Transportation by air	35	19	16	45.7
SEABORNE LUMBER CO LTD	Lumber and wood products, except furniture	50	47	3	6.0
SEABORNE MARINE SVCS J/V	Transportation equipment	77	64	13	16.9
SEAFOOD PRODUCERS COLD STORAGE	Food and kindred products	39	37	2	5.1
SEAFOOD PRODUCERS COOP	Food and kindred products	133	88	45	33.8
SEAHAWK SEAFOODS INC	Food and kindred products	527	181	346	65.7
SEALASKA CORP	Holding & other investment offices	62	60	2	3.2
SEALASKA HERITAGE FOUNDATION	Educational services	36	36	0	0.0
SEALASKA TIMBER CORP	Wholesale trade-durable goods	49	47	2	4.1
SEALKO INC	Eating & drinking places	32	23	9	28.1
SEARS ROEBUCK AND CO	General merchandise stores	1,386	1,091	295	21.3
SECON INC	Heavy construction other than building construction-contractors	42	36	6	14.3
SFCORE LLC	Business services	30	24	6	20.0
SECORP INDUSTRIES PARTNERSHIP	Educational services	20	18	2	10.0
SECURITY AVIATION INC	Transportation by air	21	21	0	0.0
SEEKINS FORD LINC MERC INC	Automotive dealers & gasoline service stations	174	166	8	4.6
SEEKINS FORD PENINSULA	Automotive dealers & gasoline service stations	55	49	6	10.9
SEES CANDIES INC	Food stores	25	21	4	16.0
SELAWIK CITY COUNCIL	Executive, legislative & general government except finance	102	97	5	4.9
SELAWIK IRA COUNCIL	Membership organizations	50	40	10	20.0
SELAWIK WATER & SEWER PROJECT	Heavy construction other than building construction-contractors	21	21	0	0.0
SELDOVIA CITY OF	Executive, legislative & general government except finance	44	36	8	18.2
SELDOVIA NATIVE ASSOC INC	Membership organizations	20	25	3	10.7
SELDOVIA VILLAGE TRIBE	Membership organizations	28	26	2	7.1
SEM RESTAURANT	Eating & drinking places	40	38	2	5.0
SENATE PROPERITES	Real estate	29	25	4	13.8
SEND INTL OF AK	Health services	23	16	7	30.4
SENIOR CITIZENS OF KODIAK INC	Social services	25	23	2	8.0
SERVICE AUTO PARTS INC	Automotive dealers & gasoline service stations	27	23	4	14.8
SERVICE OIL & GAS INC	Wholesale trade-nondurable goods	63	60	3	4.8
SERVICE TRANSFER INC	Miscellaneous retail	35	34	1	2.9
SERVICEMASTER & ALL SERVICES	Personal services	21	15	6	28.6
SERVICEMASTER OF ANCHORAGE	Personal services	28	23	5	17.9

**Resident and Nonresident Workers by Firm-Alaska 1996  
Firms with 20 or More Workers**

Employer	Industry	Total Workers	Resident Workers	Nonresident Workers	Percent Nonresident
SERVICEMASTER OF MATSU	Business services	46	41	5	10.9
SERVICEMASTER PBM OF FAIRBANKS	Business services	44	43	1	2.3
SETTLERS BAY COUNTRY CLUB	Amusement & recreation services	57	47	10	17.5
SEWARD BLDG SUPPLY INC	Building materials, hardware, garden supply & mobile home deale	20	19	1	5.0
SEWARD CITY OF	Executive, legislative & general government except finance	176	161	15	8.5
SEWARD ELKS LODGE #1773	Membership organizations	23	20	3	13.0
SEWARD GENERAL HOSPITAL	Health services	56	53	3	5.4
SEWARD LIFE ACTION COUNCIL	Social services	68	56	12	17.6
SEWARD SHIPS DRYDOCK INC	Transportation equipment	171	133	38	22.2
SHAAN SEET INC	Holding & other investment offices	171	145	26	15.2
SHACKELFORD PLUMBING CORP	Construction-special trade contractors	67	61	6	9.0
SHAGELUK CITY COUNCIL	Executive, legislative & general government except finance	40	36	4	10.0
SHAKTOOLIK CITY OF	Executive, legislative & general government except finance	25	25	0	0.0
SHANNON & WILSON / ARCTIC AK	Engineering, accounting research mgmt and related services	79	71	8	10.1
SHATTUCK GRUMMETT INC	Insurance agents, brokers & service	21	20	1	4.8
SHEAR DESIGN	Personal services	24	21	3	12.5
SHEEP CREEK LODGE	Hotels, rooming houses, camps and other lodging places	24	22	2	8.3
SHELDON JACKSON COLLEGE	Educational services	138	110	28	20.3
SHELDON POINT CITY OF	Executive, legislative & general government except finance	73	70	3	4.1
SHELIKOFF LODGE	Hotels, rooming houses, camps and other lodging places	72	58	14	19.4
SHELL WESTERN E&P INC	Oil and gas extraction	34	33	1	2.9
SHELTER COVE LODGE	Hotels, rooming houses, camps and other lodging places	37	19	18	48.6
SHERATON ANCHORAGE HOTEL	Hotels, rooming houses, camps and other lodging places	441	360	81	18.4
SHERIDAN SKI CLUB	Amusement & recreation services	26	23	3	11.5
SHIMEK & COMPANY INC	Home furniture, furnishings & equipment stores	28	25	3	10.7
SHISHMAREF CITY COUNCIL	Executive, legislative & general government except finance	66	66	0	0.0
SHISHMAREF CITY OF BINGO ACCT	Amusement & recreation services	79	78	1	1.3
SHISHMAREF DOG MUSHERS ASSOC	Amusement & recreation services	65	65	0	0.0
SHISHMAREF IRA SELF DET	Membership organizations	89	88	1	1.1
SHISHMAREF NATIVE CORP	Holding & other investment offices	43	43	0	0.0
SHISHMAREF NATIVE STORE	General merchandise stores	41	39	2	4.9
SHOPPERS SPREE INTL	Business services	55	45	10	18.2
SHUNGNAK CITY COUNCIL	Executive, legislative & general government except finance	35	29	6	17.1
SHUNGNAK NATIVE STORE	General merchandise stores	32	31	1	3.1
SICILYS PIZZA ALL NIGHT LONG	Eating & drinking places	62	45	17	27.4
SIDING 21 RESTAURANT	Eating & drinking places	27	12	15	55.6
SIEGEL CONST	Construction-special trade contractors	44	33	11	25.0
SIG WOLD STORAGE & TRANSFER IN	Motor freight transportation & warehousing	30	27	3	10.0
SIGNAL COMMUNICATIONS INC	Construction-special trade contractors	20	17	3	15.0
SIGNATURE FLIGHT SUPPORT	Wholesale trade-nondurable goods	165	152	13	7.9
SIGNATURE FLIGHT SUPPORT ANCH	Wholesale trade-nondurable goods	28	28	0	0.0
SIGNATURE SEAFOODS INC	Food and kindred products	158	16	142	89.9
SIGNATURES SALON/TEEZERS SALON	Personal services	28	27	1	3.6
SILVER BAY LOGGING INC	Lumber and wood products, except furniture	656	257	399	60.8
SILVER BOW CONSTRUCTION CO INC	Building construction-general contractors and operative builders	28	19	9	32.1
SILVER FOX INC	Amusement & recreation services	20	15	5	25.0
SILVER SLICE INC	Eating & drinking places	174	147	27	15.5
SIMON & SEAFORTS	Eating & drinking places	264	215	49	18.6
SIS S DELI	Eating & drinking places	32	30	2	6.3
SISCO GROUP INC THE	Real estate	26	17	9	34.6
SITKA BORO SCHOOL DIST	Educational services	396	357	39	9.8

**Resident and Nonresident Workers by Firm-Alaska 1996  
Firms with 20 or More Workers**

Employer	Industry	Total Workers	Resident Workers	Nonresident Workers	Percent Nonresident
SITKA BOWLING CENTER	Amusement & recreation services	23	21	2	8.7
SITKA CABS INC	Local & suburban transit & interurban highway passenger transport	23	18	5	21.7
SITKA CITY & BOROUGH OF	Executive, legislative & general government except finance	200	190	10	5.0
SITKA COMMUNITY HOSPITAL	Health services	164	141	23	14.0
SITKA ELKS LODGE #1662	Membership organizations	22	19	3	13.6
SITKA FUELS INC	Miscellaneous retail	36	33	3	8.3
SITKA HOTEL & GIFT SHOP	Hotels, rooming houses, camps and other lodging places	22	18	4	18.2
SITKA MEDICAL CENTER	Health services	20	15	5	25.0
SITKA MENTAL HEALTH CLINIC	Health services	36	31	5	13.9
SITKA NATIVE EDUCATION PROGRAM	Educational services	29	29	0	0.0
SITKA SOUND SEAFOODS INC	Food and kindred products	484	292	192	39.7
SITKA SUPER 8 MOTEL INC	Hotels, rooming houses, camps and other lodging places	38	31	7	18.4
SITKA TEEN RESOURCE CENTER	Social services	33	23	10	30.3
SITKA TRIBE OF ALASKA	Membership organizations	115	106	9	7.8
SITKA TRUE VALUE HARDWARE	Building materials, hardware, garden supply & mobile home dealers	21	16	5	23.8
SIVUQAQ INC	Holding & other investment offices	41	41	0	0.0
SIX ROBBLEES INC	Wholesale trade-durable goods	29	27	2	6.9
SKAGWAY AIR SERVICE INC	Transportation by air	33	22	11	33.3
SKAGWAY CITY OF	Executive, legislative & general government except finance	55	49	6	10.9
SKAGWAY CITY SCHOOL DISTRICT	Educational services	51	47	4	7.8
SKAGWAY HARDWARE CO	Building materials, hardware, garden supply & mobile home dealers	22	16	6	27.3
SKAGWAY STREET CAR CO INC	Local & suburban transit & interurban highway passenger transport	37	13	24	64.9
SKI INC	Amusement & recreation services	26	21	5	19.2
SKIFF TENDERS INC	Wholesale trade-nondurable goods	39	35	4	10.3
SKIPPERS SEAFOOD N CHOWDER HOUSE	Eating & drinking places	133	109	24	18.0
SKW/ESKIMOS INC	Building construction-general contractors and operative builders	448	389	59	13.2
SKY CHEFS INC	Eating & drinking places	458	418	40	8.7
SKYLINE ELECTRIC INC	Construction-special trade contractors	40	35	5	12.5
SLANA SURVEYS INC	Engineering, accounting research mgmt and related services	20	20	0	0.0
SLAYDEN PLUMBING & HEATING INC	Construction-special trade contractors	63	56	7	11.1
SLEEP COMFORT BY NERLANDS	Home furniture, furnishings & equipment stores	34	31	3	8.8
SLEEPY DOG COFFEE CO INC	Eating & drinking places	41	36	5	12.2
SMALL WORLD INC	Social services	44	29	15	34.1
SMITH BARNEY SHEARSON INC	Security & commodity brokers, dealers, exchanges & services	48	45	3	6.3
SMITH BROADCASTING GROUP OF AK	Communications	134	113	21	15.7
SMITH FAMILY RESTAURANT	Eating & drinking places	26	13	13	50.0
SMITH TRACTOR & EQUIPMENT CO INC	Business services	24	21	3	12.5
SMITHKLINE BIO SCIENCE LABS	Health services	24	24	0	0.0
SMYTH MOVING SERVICE INC	Motor freight transportation & warehousing	47	43	4	8.5
SNOPAC PRODUCTS INC	Food and kindred products	384	15	369	96.1
SNOW GOOSE RESTAURANT & BREWERY	Eating & drinking places	89	72	17	19.1
SNOW WHITE CLEANERS	Personal services	81	61	20	24.7
SNOWBALL EXPRESS & AMER BASIC	Electric, gas & sanitary services	106	88	18	17.0
SNUG HARBOR LODGE	Eating & drinking places	23	13	10	43.5
SOSE REG AQUACULTURE ASSOC INC	Fishing, hunting and trapping	76	47	29	38.2
SCOPY SMITHS PIONEER RESTAURANT	Eating & drinking places	31	23	8	25.8
SODEXHO ALASKA INC	Eating & drinking places	157	143	14	8.9
SOIL PROCESSING INC	Agricultural services	20	17	3	15.0
SOLDOTNA CITY OF	Executive, legislative & general government except finance	98	91	7	7.1
SOLDOTNA DAIRY QUEEN	Eating & drinking places	62	55	7	11.3
SOLDOTNA FLORIST	Miscellaneous retail	20	19	1	5.0

**Resident and Nonresident Workers by Firm-Alaska 1996**  
**Firms with 20 or More Workers**

Employer	Industry	Total Workers	Resident Workers	Nonresident Workers	Percent Nonresident
SOLDOTNA TRUSTWORTHY HRDWR INI	Building materials, hardware, garden supply & mobile home deale	27	26	1	3.7
SOLID ROCK MINISTRIES INC	Membership organizations	26	21	5	19.2
SONSHINE HOUSE DAY CARE/MUSTER	Social services	35	31	4	11.4
SORRENTOS	Eating & drinking places	46	34	12	26.1
SOS RESPONSE TEAM	Social services	27	22	5	18.5
SOS VALUE-MART INC	Food stores	27	21	6	22.2
SOURCE INC THE	Social services	26	23	3	11.5
SOURDOUGH BOWL LTD	Amusement & recreation services	74	61	13	17.6
SOURDOUGH ENTERPRISES INC	Hotels, rooming houses, camps and other lodging places	41	21	20	48.8
SOURDOUGH EXPRESS INC	Motor freight transportation & warehousing	155	139	16	10.3
SOURDOUGH FUEL	Miscellaneous retail	89	80	9	10.1
SOURDOUGH INGERSOLL CAB INC	Local & suburban transit & interurban highway passenger transpor	65	46	19	29.2
SOURDOUGH MINING CO INC	Eating & drinking places	154	116	38	24.7
SOURDOUGH REDI MIX INC	Stone, clay, glass and concrete products	20	16	4	20.0
SOURDOUGH RV RENTAL	Automotive repair, services & parking	28	22	6	21.4
SOURDOUGH SOPHIES LTD	Miscellaneous retail	20	19	1	5.0
SOURDOUGH VISITORS INN	Hotels, rooming houses, can os and other lodging places	38	24	14	36.8
SOUTH CENTRAL HARDWARE	Building materials, hardware, garden supply & mobile home deale	28	20	8	28.6
SOUTH COAST INC	Heavy construction other than building construction-contractors	341	284	57	16.7
SOUTH FORK CONSTRUCTION	Heavy construction other than building construction-contractors	22	22	0	0.0
SOUTH PENINSULA HOSPITAL INC	Health services	276	258	18	6.5
SOUTH TONGASS SVC INC	Automotive dealers & gasoline service stations	21	19	2	9.5
SOUTHCENTRAL AIR INC	Transportation by air	95	84	11	11.6
SOUTHCENTRAL FOUNDATION	Health services	348	336	12	3.4
SOUTHEAST CONSTRUCTION INC	Heavy construction other than building construction-contractors	34	25	9	26.5
SOUTHEAST ROAD BUILDERS INC	Heavy construction other than building construction-contractors	22	17	5	22.7
SOUTHEASTERN NEWSPAPERS CORP	Printing, publishing and allied industries	210	173	37	17.6
SOUTHSIDE BISTRO INC	Eating & drinking places	34	32	2	5.9
SOUTHWEST AK CONTRACTORS INC	Construction-special trade contractors	35	27	8	22.9
SOUTHWEST REGION SCHOOLS	Educational services	455	428	27	5.9
SOVAK INTERNATIONAL INC	Wholesale trade-nondurable goods	22	21	1	4.5
SPACE MARK INC	Business services	173	163	10	5.8
SPACE STATION	Amusement & recreation services	32	29	3	9.4
SPAGHETTI HOUSE INC	Hotels, rooming houses, camps and other lodging places	20	14	6	30.0
SPARKLE MAID SERVICE	Business services	34	27	7	20.6
SPECIAL EDUCATION SVC AGENCY	Engineering, accounting research mgmt and related services	46	42	4	8.7
SPEEDY AUTO GLASS	Automotive repair, services & parking	65	60	5	7.7
SPENARD BUILDERS SUPPLY INC	Building materials, hardware, garden supply & mobile home deale	790	710	80	10.1
SPENARD KIDDY DROP INC	Social services	49	42	7	14.3
SPERNAK & SON INC	Heavy construction other than building construction-contractors	24	21	3	12.5
SPERNAK AIRWAYS INC	Transportation by air	22	22	0	0.0
SPERRY SUN DRILLING SVC INC	Oil and gas extraction	90	71	19	21.1
SPINELL HOMES INC	Building construction-general contractors and operative builders	42	33	9	21.4
SPM NORTHWEST INC	Business services	29	23	6	20.7
SPORT LODGES LTD	Hotels, rooming houses, camps and other lodging places	24	5	19	79.2
SPORT SHOPPE THE	Amusement & recreation services	25	23	2	8.0
SPORTS & ENTERTAINMENT GROUP	Amusement & recreation services	25	15	10	40.0
SPORTS AUTHORITY INC THE	Miscellaneous retail	146	111	35	24.0
SPORTSMAN'S COVE LODGE	Hotels, rooming houses, camps and other lodging places	36	0	36	100.0
SPORTSMEDICINE FAIRBANKS	Health services	44	32	12	27.3
SPRUCE PARK AUTO BODY INC	Automotive repair, services & parking	23	19	4	17.4

**Resident and Nonresident Workers by Firm-Alaska 1996  
Firms with 20 or More Workers**

Employer	Industry	Total Workers	Resident Workers	Nonresident Workers	Percent Nonresident
SSM INDUSTRIES INC	Construction-special trade contractors	61	56	5	8.2
SST TRAVEL SCHOOLS OF AK INC	Educational services	37	33	4	10.8
ST ANDREWS PARISH	Membership organizations	22	20	2	9.1
ST ANNS CARE CENTER INC	Health services	112	92	20	17.9
ST ELIZABETH ANN SETON	Membership organizations	48	42	6	12.5
ST GEORGE CITY OF	Executive, legislative & general government except finance	23	18	5	21.7
ST GEORGE TANAQ CORPORATION	Holding & other investment offices	25	21	4	16.0
ST GEORGE TRADITIONAL COUNCIL	Membership organizations	25	23	2	8.0
ST JOHN INVESTMENTS INC	Engineering, accounting research mgmt and related services	29	25	4	13.8
ST JOHN UNITED METH CHURCH	Social services	27	26	1	3.7
ST MARYS CITY OF	Executive, legislative & general government except finance	75	68	7	9.3
ST MARYS PARISH	Membership organizations	37	31	6	16.2
ST MARYS SCHOOL DISTRICT	Educational services	70	68	2	2.9
ST MICHAEL CITY OF	Executive, legislative & general government except finance	66	63	3	4.5
ST MICHAEL IRA COUNCIL	Social services	25	25	0	0.0
ST MICHAEL NATIVE CORP	Holding & other investment offices	25	25	0	0.0
ST PATRICKS PARISH	Membership organizations	24	24	0	0.0
ST PAUL JOM PROGRAM	Social services	24	22	2	8.3
STALLONES	Apparel & accessory stores	24	22	2	8.3
STAMPEDE LODGE/BUSHMASTER GRIL	Hotels, rooming houses, camps and other lodging places	48	33	15	31.3
STAN STEPHENS CHARTERS INC	Water transportation	72	51	21	29.2
STAR ELECTRIC INC	Construction-special trade contractors	41	34	7	17.1
STAR INC	Social services	28	24	4	14.3
STAR PUBLISHING CO INC	Printing, publishing and allied industries	34	30	4	11.8
STAR SANITATION SVCS INC	Electric, gas & sanitary services	20	18	2	10.0
STARBRIGHT PRESCHOOL & KIND	Social services	26	21	5	19.2
STARK LEWIS CO	Construction-special trade contractors	32	25	7	21.9
STARK LEWIS CO	Construction-special trade contractors	35	26	9	25.7
STARTING POINT INC	Health services	27	25	2	7.4
STARVIN MARVINS INC	Nonclassifiable establishments	20	13	7	35.0
STATE FARM FIRE & CASUALTY CO	Insurance carriers	42	41	1	2.4
STATE FARM INSURANCE	Insurance agents, brokers & service	20	14	6	30.0
STATE FARM MUTUAL AUTO INS CO	Insurance carriers	115	112	3	2.6
STATE LEASING & EQUIPMENT INC	Business services	28	18	10	35.7
STATE OF AK ACADEMIC	Educational services	232	222	10	4.3
STATE OF AK DEPT OF ADMIN	Executive, legislative & general government except finance	17,639	17,026	613	3.5
STATE OF ALASKA-ELECTIONS	Executive, legislative & general government except finance	2,337	2,261	76	3.3
STATEWIDE CLEARING	Heavy construction other than building construction-contractors	34	32	2	5.9
STATEWIDE PETROLEUM SVC	Construction-special trade contractors	50	42	8	16.0
STATEWIDE SVC INC	Engineering, accounting research mgmt and related services	378	312	66	17.5
STEAMERS	Eating & drinking places	39	29	10	25.6
STEBBINS CITY COUNCIL	Executive, legislative & general government except finance	99	91	8	8.1
STEBBINS COMMUNITY ASSN	Membership organizations	57	52	5	8.8
STEBBINS NATIVE STORE	Holding & other investment offices	25	25	0	0.0
STELLAR DESIGNS INC.	Apparel & accessory stores	20	20	0	0.0
STELLAR SEAFOODS INC	Food and kindred products	215	3	212	98.6
STELLAR SVCS INC	Motor freight transportation & warehousing	31	22	9	29.0
STENFORD CORPORATION	Miscellaneous retail	50	46	4	8.0
STEPHANS TOOL RENTAL & SALES	Business services	40	37	3	7.5
STEPPERS CONSTRUCTION INC	Construction-special trade contractors	53	46	7	13.2
STEVE NORTON ENTERPRISES	Building construction-general contractors and operative builders	22	19	3	13.6

**Resident and Nonresident Workers by Firm-Alaska 1996  
Firms with 20 or More Workers**

Employer	Industry	Total Workers	Resident Workers	Nonresident Workers	Percent Nonresident
STEWART ENTERPRISES	Motor freight transportation & warehousing	26	21	5	19.2
STEWART TITLE CO OF AK	Insurance carriers	37	31	6	16.2
STHN AIR TRANSPORT INC	Transportation by air	38	31	7	18.4
STIKINE INN	Hotels, rooming houses, camps and other lodging places	23	22	1	4.3
STORMYS	Eating & drinking places	24	6	18	75.0
STRAIT MAINTENANCE	Business services	25	17	8	32.0
STRAND HUNT CONSTRUCTION INC	Building construction-general contractors and operative builders	225	205	20	8.9
STUSSER ELECTRIC CO	Wholesale trade-durable goods	29	26	3	10.3
SUB STATION THE	Eating & drinking places	42	34	8	19.0
SUBURBAN LAND SALES CORP	Real estate	32	26	6	18.8
SUBURBAN PROPANE LP	Miscellaneous retail	24	24	0	0.0
SUBWAY OF AK INC	Eating & drinking places	401	315	86	21.4
SUBWAY OF FBKS INC	Eating & drinking places	110	76	34	30.9
SUBWAY OF HOMER	Eating & drinking places	28	19	9	32.1
SUBWAY OF JUNEAU	Eating & drinking places	53	32	21	39.6
SUBWAY OF KETCHIKAN INC	Eating & drinking places	37	30	7	18.9
SUBWAY OF MAT-SU INC	Eating & drinking places	116	107	9	7.8
SUBWAY OF SEWARD INC	Eating & drinking places	35	24	11	31.4
SUBWAY OF SITKA	Eating & drinking places	45	26	19	42.2
SUI-LAN FOOD SERVICE	Eating & drinking places	52	39	13	25.0
SUITER CONSTRUCTION INC	Building construction-general contractors and operative builders	24	16	8	33.3
SULLYS SOURDOUGH INN	Hotels, rooming houses, camps and other lodging places	25	21	4	16.0
SUMMIT LAKE LODGE INC	Eating & drinking places	66	31	35	53.0
SUMMIT PAVING & CONSTR INC	Heavy construction other than building construction-contractors	160	126	34	21.3
SUMMIT SERVICES INC	Printing, publishing and allied industries	31	23	8	25.8
SUMMIT TITLE INSURANCE AGENCY	Insurance carriers	27	26	1	3.7
SUN AIR SHEET METAL INC	Construction-special trade contractors	26	23	3	11.5
SUNCOAST RETAIL INC	Home furniture, furnishings & equipment stores	31	25	6	19.4
SUNDANCE CONSTRUCTION CO INC	Building construction-general contractors and operative builders	38	35	3	7.9
SUNLAND DEVELOPMENT CO	Building construction-general contractors and operative builders	22	19	3	13.6
SUNRISE INN GIFTS	Automotive dealers & gasoline service stations	22	11	11	50.0
SUNSHINE COOP DINER	Eating & drinking places	42	29	13	31.0
SUNSHINE ONE STOP	Food stores	22	18	4	18.2
SUNSHINE RESTAURANT	Eating & drinking places	29	26	3	10.3
SUNSHINE SCHOOLS #2	Social services	102	79	23	22.5
SUPERIOR PLBG & HTG INC	Construction-special trade contractors	71	70	1	1.4
SURVEYORS EXCHANGE	Wholesale trade-durable goods	43	36	7	16.3
SUTLIFFS HARDWARE INC	Building materials, hardware, garden supply & mobile home dealers	42	34	8	19.0
SWALLING CONSTRUCTION CO INC	Heavy construction other than building construction-contractors	47	44	3	6.4
SWANSON GENERAL CONTR INC	Construction-special trade contractors	39	33	6	15.4
SWEET TOOTH SALOON	Eating & drinking places	20	13	7	35.0
SYLVAN LEARNING CENTER	Educational services	26	21	5	19.2
SYNADYNE III INC	Business services	42	37	5	11.9
SYSTECH CONTROL	Construction-special trade contractors	22	21	1	4.5
SYSTEMS REQUIREMENTS & SVCS AS	Educational services	20	18	2	10.0
T&E ENTERPRISES INC	Eating & drinking places	54	38	16	29.6
T&L SPECIALITY MEATS & SEAFOOD	Food and kindred products	30	19	11	36.7
T&M CONSTRUCTION INC	Business services	55	52	3	5.5
T&M ENTERPRISES INC	Miscellaneous retail	27	18	9	33.3
T.A.B ELECTRIC INC	Construction-special trade contractors	39	32	7	17.9
TACKS GENERAL STORE	General merchandise stores	48	46	2	4.2

**Resident and Nonresident Workers by Firm-Alaska 1996**  
**Firms with 20 or More Workers**

Employer	Industry	Total Workers	Resident Workers	Nonresident Workers	Percent Nonresident
TACO LOCO PRODUCTS INC	Food and kindred products	42	13	29	69.0
TACOS MIGUELITOS	Eating & drinking places	43	33	10	23.3
TAD RESOURCES INTL INC	Business services	25	21	4	16.0
TAG AHTNA JV	Business services	59	48	11	18.6
TAG COMPANY INC	Engineering, accounting research mgmt and related services	492	402	90	18.3
TAG DATAFLOW/ALASKA JV	Business services	86	79	7	8.1
TAIGA VENTURES	Engineering, accounting research mgmt and related services	22	18	4	18.2
TAKEOUT TAXI	Business services	62	49	13	21.0
TAKU SMOKERIES	Food and kindred products	215	112	103	47.9
TALENT PARTNERS	Motion pictures	40	24	16	40.0
TALKEETNA MOTEL INC	Eating & drinking places	20	19	1	5.0
TAM CONSTRUCTION INC	Heavy construction other than building construction-contractors	58	53	5	8.6
TAMSHER CONSTRUCTION INC	Heavy construction other than building construction-contractors	26	24	2	7.7
TANADGUSIX CORPORATION	Holding & other investment offices	65	57	8	12.3
TANAINA CHILD DEVELOPMENT CTR	Social services	32	27	5	15.6
TANANA AIR SERVICE	Transportation by air	88	84	4	4.5
TANANA CHIEFS CONFERENCE INC	Membership organizations	857	836	21	2.5
TANANA CITY OF	Executive, legislative & general government except finance	118	102	16	13.6
TANANA CITY SCHOOL DIST	Educational services	58	57	1	1.7
TANANA NATIVE COUNCIL	Membership organizations	30	30	0	0.0
TANANA VALLEY MED SURG GRP INC	Health services	213	178	35	16.4
TANANA VALLEY STATE FAIR ASSN	Amusement & recreation services	21	19	2	9.5
TANANA VALLEY TELEVISION CO	Communications	32	29	3	9.4
TANDY CORPORATION	Home furniture, furnishings & equipment stores	158	132	26	16.5
TANGLEWOOD LAKES GOLF CLUB INC	Amusement & recreation services	25	22	3	12.0
TANGO CONSTRUCTION CO	Building construction-general contractors and operative builders	64	52	12	18.8
TAPRAQ INC	Social services	31	30	1	3.2
TAQUAN AIR SERVICE INC	Transportation by air	200	182	18	9.0
TATITLEK VILLAGE IRA COUNCIL	Membership organizations	27	24	3	11.1
TATONDUK FLYING SVC	Transportation by air	104	89	15	14.4
TATSUDAS SUPERMARKET INC	Food stores	110	98	12	10.9
TAYLORED CONSTRUCTION SVCS INC	Building construction-general contractors and operative builders	57	49	8	14.0
TCBY YOGURT	Eating & drinking places	67	55	12	17.9
TCC	Electric, gas & sanitary services	123	122	1	0.8
TEAM CUTTERS INC	Personal services	20	18	2	10.0
TECHNIC SERVICES INC	Building construction-general contractors and operative builders	32	27	5	15.6
TECHNICAL CONSULTANTS INC	Engineering, accounting research mgmt and related services	69	55	14	20.3
TEDDYS TASTY MEAT INC	Wholesale trade-nondurable goods	46	37	9	19.6
TEEL RONALD M DDS PC	Health services	20	17	3	15.0
TELALASKA INC	Communications	95	89	6	6.3
TELEPHONE UTILITIES OF AK INC	Communications	46	44	2	4.3
TELEPHONE UTILITIES OF NRTHLND	Communications	234	227	7	3.0
TELLER CITY OF	Executive, legislative & general government except finance	72	65	7	9.7
TELLER NATIVE CORP	Holding & other investment offices	29	27	2	6.9
TEMPORARY AFFAIR	Eating & drinking places	43	33	10	23.3
TEMPURA KITCHEN INC	Eating & drinking places	41	36	5	12.2
TEMSCO HELICOPTERS INC	Transportation by air	171	89	82	48.0
TENACIOUS FV	Wholesale trade-nondurable goods	23	19	4	17.4
TENAKEE SPRINGS CITY OF	Executive, legislative & general government except finance	47	37	10	21.3
TERRENCE A TAUSCHEK DDS APC	Health services	23	23	0	0.0
TESORO AKN PETRO CORP	Petroleum refining and related industries	203	192	11	5.4

**Resident and Nonresident Workers by Firm-Alaska 1996**  
**Firms with 20 or More Workers**

Employer	Industry	Total Workers	Resident Workers	Nonresident Workers	Percent Nonresident
TESORO NORTHSTORE COMPANY	Automotive dealers & gasoline service stations	763	607	156	20.4
TESTER DRILLING SERVICES	Mining and quarrying of nonmetallic minerals, except fuels	25	17	8	32.0
TESTING INSTITUTE OF AK INC	Educational services	39	34	5	12.8
TGI JERRYS	Eating & drinking places	22	18	4	18.2
THE VILLAGE STORE	General merchandise stores	36	35	1	2.8
THERE FROM HERE INC	Eating & drinking places	257	200	57	22.2
THERMO KOOL OF ALASKA INC	Paper and allied products	22	19	3	13.6
THIBODEAUS INC	Miscellaneous retail	30	29	1	3.3
THOMAS HEAD & GREISEN	Engineering, accounting research mgmt and related services	21	20	1	4.8
THOMPSONS CORNER	Miscellaneous retail	50	36	12	24.0
THORNE BAY CITY OF	Executive, legislative & general government except finance	56	53	3	5.4
THRIFTY PAYLESS INC	Miscellaneous retail	488	429	59	12.1
THRIFTY RENT A CAR	Automotive repair, services & parking	31	27	4	12.9
TIDEMARK CORP	Heavy construction other than building construction-contractors	32	27	5	15.6
TIDES INN	Hotels, rooming houses, camps and other lodging places	49	32	17	34.7
TIDES INN ENT INC	Eating & drinking places	24	21	3	12.5
TIDEWATER MARINE AK INC	Water transportation	191	32	159	83.2
TIGARA CORPORATION	General merchandise stores	206	195	11	5.3
TIGARA/CONAM J V	Heavy construction other than building construction-contractors	86	75	11	12.8
TIKCHIK NARROWS LODGE INC	Hotels, rooming houses, camps and other lodging places	36	12	24	66.7
TIKIGAQ RECREATION COMMITTEE	Amusement & recreation services	34	34	0	0.0
TIMBERWOLF GIFTS	Miscellaneous retail	25	20	5	20.0
TIME WARNER ENTERTAINMENT CO L	Motion pictures	27	22	5	18.5
TIMEFRAME INC	Business services	54	51	3	5.6
TIMS JANITORIAL SVC	Business services	33	29	4	12.1
TIP TOP CHEVROLET INC	Automotive dealers & gasoline service stations	70	66	4	5.7
TITAN TOPSOIL INC	Building materials, hardware, garden supply & mobile home dealers	29	23	6	20.7
TJM WESTERN INC	Social services	41	36	5	12.2
TLC INC	Agricultural services	42	33	9	21.4
TLINGIT & HAIDA COMMUNITY COUN	Membership organizations	49	43	6	12.2
TLINGIT & HAIDA REG ELEC AUTH	Electric, gas & sanitary services	41	40	1	2.4
TLINGIT HAIDA REG HOUSING AUTH	Real estate	151	133	18	11.9
TLP COMMUNICATIONS INC	Printing, publishing and allied industries	22	19	3	13.6
TNT PAINTING & CONTRACTING INC	Construction-special trade contractors	88	55	33	37.5
TODALY UNLIMITED	Business services	24	19	5	20.8
TODD COMMUNICATIONS	Printing, publishing and allied industries	26	23	3	11.5
TOGIAK CITY OF	Executive, legislative & general government except finance	64	61	3	4.7
TOK LODGE INCORPORATED	Hotels, rooming houses, camps and other lodging places	36	28	8	22.2
TOK RV VILLAGE INC	Hotels, rooming houses, camps and other lodging places	31	22	9	29.0
TOKLAT ELECTRIC INC	Construction-special trade contractors	22	17	5	22.7
TOKSOOK BAY CITY OF	Executive, legislative & general government except finance	158	155	3	1.9
TOKSOOK BAY TRADITIONAL COUNCI	Membership organizations	126	122	4	3.2
TOKYO SEAFOODS USA INC	Food and kindred products	27	0	27	100.0
TOLOVANA CONSTRUCTION CO	Building construction-general contractors and operative builders	23	21	2	8.7
TOM THUMB MONTESSORI SCHOOLS	Educational services	76	61	15	19.7
TOMMYS INC	Food stores	86	64	22	25.6
TOMS STORE & RIVERVIEW VIDEOS	General merchandise stores	32	30	2	6.3
TONGASS COMMUN COUNSELING CTR	Social services	20	17	3	15.0
TONGASS TRADING CO	General merchandise stores	114	83	31	27.2
TONY CHEVROLET-BUICK INC	Automotive dealers & gasoline service stations	111	103	8	7.2
TONY ROMAS	Eating & drinking places	208	147	61	29.3

**Resident and Nonresident Workers by Firm-Alaska 1996**  
**Firms with 20 or More Workers**

Employer	Industry	Total Workers	Resident Workers	Nonresident Workers	Percent Nonresident
TONYS ENTERPRISES	Agricultural services	51	36	15	29.4
TONYS INC	Eating & drinking places	23	18	5	21.7
TONYS INTERIORS INC	Construction-special trade contractors	23	20	3	13.0
TOP OF THE WORLD HOTEL AJV	Hotels, rooming houses, camps and other lodging places	86	80	6	7.0
TOP PRIORITY SALES INC	Business services	70	57	13	18.6
TOPE EQUIPMENT CO INC	Wholesale trade-durable goods	29	28	1	3.4
TOTEM ENTERPRISES INC	Eating & drinking places	84	59	25	29.8
TOTEM INN MOTEL & RESTAURANT	Hotels, rooming houses, camps and other lodging places	75	55	20	26.7
TOTEM OCEAN TRLR EXP INC	Water transportation	79	77	2	2.5
TOUR & TRAVEL MARKETING INC	Transportation services	41	32	9	22.0
TOUR ALASKA INC	Transportation services	132	87	45	34.1
TOUR ARCTIC	Local & suburban transit & interurban highway passenger transport	42	40	2	4.8
TOWN & COUNTRY HOME FURNISHING	Home furniture, furnishings & equipment stores	20	17	3	15.0
TOYS R US INC	Miscellaneous retail	205	161	44	21.5
TOZITNA LIMITED	Holding & other investment offices	29	29	0	0.0
TRACK & TRAIL	Apparel & accessory stores	21	18	3	14.3
TRACTION SYSTEMS INC	Eating & drinking places	30	29	1	3.3
TRADING UNION INC THE	General merchandise stores	65	57	8	12.3
TRADITIONAL COUNCIL OF TOGIAK	Membership organizations	23	22	1	4.3
TRAILBOSS ENTERPRISES INC	Motor freight transportation & warehousing	23	17	6	26.1
TRAILER CRAFT INC	Wholesale trade-durable goods	64	56	8	12.5
TRAILS NORTH INC	Local & suburban transit & interurban highway passenger transport	27	26	1	3.7
TRAILSIDE GENERAL STORE	Automotive dealers & gasoline service stations	20	17	3	15.0
TRANS WORLD MOVING SYSTEMS INC	Motor freight transportation & warehousing	40	33	7	17.5
TRANS-AQUA INTERNATIONAL INC	Food and kindred products	258	32	226	87.6
TRANSALASKA PROPERTIES	Real estate	25	20	5	20.0
TRANSALASKA TITLE INS AGENCY	Insurance carriers	88	79	9	10.2
TRANSAMERICA GLASS	Wholesale trade-durable goods	39	33	6	15.4
TRANSCARE MEDICAL SERVICES INC	Local & suburban transit & interurban highway passenger transport	36	31	5	13.9
TRANSMISSION WORLD	Automotive repair, services & parking	21	21	0	0.0
TRAPPERS CREEK INC	Wholesale trade-nondurable goods	27	24	3	11.1
TRAVCORPS CORPORATION	Business services	20	0	20	100.0
TRAVEL ACADEMY THE	Educational services	64	56	8	12.5
TRAVELODGE LOUNGE	Eating & drinking places	29	23	6	20.7
TREND CONST & BREEZE INN MOTEL	Hotels, rooming houses, camps and other lodging places	160	85	75	46.9
TRENDSETTERS SCHOOL OF BEAUTY	Personal services	79	75	4	5.1
TRI CON MINING INC	Metal mining	26	17	9	34.6
TRI STAR DISTRIBUTING	Wholesale trade-nondurable goods	20	19	1	5.0
TRI-GENERAL CONSTRUCTION INC	Building construction-general contractors and operative builders	97	76	21	21.6
TRI-NORTH DEPARTMENT STORES INC	Apparel & accessory stores	26	25	1	3.8
TRIBAL GOVERNMENT OF ST PAUL	General merchandise stores	21	21	0	0.0
TRICO INDUSTRIES INC	Oil and gas extraction	23	16	7	30.4
TRIDENT SEAFOODS CORPORATION	Food and kindred products	3,109	173	2,936	94.4
TRIPLE A SERVICE STATION INC	Automotive dealers & gasoline service stations	32	26	6	18.8
TRIPLETTE CONSTRUCTION INC	Building construction-general contractors and operative builders	28	23	5	17.9
TROPHY LODGE INC	Eating & drinking places	25	17	8	32.0
TRUCANO CONSTRUCTION INC	Heavy construction other than building construction-contractors	35	30	5	14.3
TRUCKWELL OF AK INC	Wholesale trade-durable goods	28	24	4	14.3
TRYCK NYMAN HAYES INC	Engineering, accounting research mgmt and related services	45	44	1	2.2
TSESYU SERVICE STATION	Automotive dealers & gasoline service stations	31	27	4	12.9
TUBOSCOPE VETCO INTL	Engineering, accounting research mgmt and related services	25	22	3	12.0

**Resident and Nonresident Workers by Firm-Alaska 1996**  
**Firms with 20 or More Workers**

Employer	Industry	Total Workers	Resident Workers	Nonresident Workers	Percent Nonresident
TUCKER INC	Eating & drinking places	117	76	41	35.0
TUDOR TEXACO	Automotive dealers & gasoline service stations	28	19	9	32.1
TULKISARMUTE IRA COUNCIL	Membership organizations	42	42	0	0.0
TUNDRA COPTERS INC	Transportation by air	21	12	9	42.9
TUNDRA PLUMBING & HEATING INC	Construction-special trade contractors	23	21	2	8.7
TUNDRA TYKES CHILD CARE CENTER	Social services	31	28	3	9.7
TUNDRA WOMENS COALITION	Social services	25	19	6	24.0
TUNTUTULIAK COMM SVCS ASSOC	Electric, gas & sanitary services	21	20	1	4.8
TUNTUTULIAK TRADITIONAL CNCL	Membership organizations	28	28	0	0.0
TUNTUTULIAK WTR/SWR PROJ	Heavy construction other than building construction-contractors	52	47	5	9.6
TUNUNAK IRA TRAD COUNCIL	Membership organizations	49	46	3	6.1
TUNUNAK NATIVE STORE	General merchandise stores	23	22	1	4.3
TUNUNRMIUT RINIT CORP	Holding & other investment offices	25	22	3	12.0
TURNAGAIN CHEVRON SVC	Automotive dealers & gasoline service stations	32	27	5	15.6
TURNAGAIN DENTAL OFFICE	Health services	31	26	5	16.1
TURNAGAIN HOUSE	Eating & drinking places	35	29	6	17.1
TURNER CONSTRUCTION CO INC	Building construction-general contractors and operative builders	31	27	4	12.9
TURTLE CLUB THE	Eating & drinking places	34	30	4	11.8
TWO RIVERS LODGE INC	Eating & drinking places	37	34	3	8.1
TY MATT INC	Building construction-general contractors and operative builders	121	98	23	19.0
TYLER RENTAL INC	Business services	31	28	3	9.7
TYONEK NATIVE CORPORATION	Holding & other investment offices	30	29	1	3.3
TYSON SEAFOOD GROUP INC	Food and kindred products	1,029	514	515	50.0
U I C CONSTRUCTION INC	Building construction-general contractors and operative builders	357	328	29	8.1
U S MARINE CORPORATION	Fishing, hunting and trapping	20	14	6	30.0
U S NURSING CORPORATION	Business services	57	1	56	98.2
U-HAUL CO OF ALASKA	Automotive repair, services & parking	103	89	14	13.6
UDELHOVEN OILFIELD SYSTEM SVC	Construction-special trade contractors	245	130	116	47.2
UKPEAGVIK INUPIAT CORPORATION	Holding & other investment offices	96	88	8	8.3
ULMER BURGESS INC	Miscellaneous retail	31	27	4	12.9
ULTIMATE SECURITY & DETECTIVE	Business services	33	25	8	24.2
UMIALIK INSURANCE CO	Insurance carriers	26	23	3	11.5
UNALAKLEET CITY OF	Executive, legislative & general government except finance	48	43	5	10.4
UNALAKLEET LODGE	Hotels, rooming houses, camps and other lodging places	24	21	3	12.5
UNALAKLEET NATIVE CORP	General merchandise stores	79	75	4	5.1
UNALASKA CITY OF	Executive, legislative & general government except finance	185	163	22	11.9
UNALASKA SCHOOL DISTRICT	Educational services	123	107	16	13.0
UNCLE JOES INC	Eating & drinking places	152	126	26	17.1
UNDER THE WINDMILL INC	Business services	41	34	7	17.1
UNION OIL CO OF CALIFORNIA	Chemicals and allied products	709	686	23	3.2
UNION TIRE & BRAKE SVCS INC	Automotive dealers & gasoline service stations	41	29	12	29.3
UNIQUE MACHINE & WELDING	Industrial and commercial machinery and computer equipment	20	18	2	10.0
UNISEA INC	Food and kindred products	1,394	242	1,152	82.6
UNISOURCE WORLDWIDE INC	Wholesale trade-nondurable goods	44	40	4	9.1
UNIT COMPANY	Building construction-general contractors and operative builders	101	96	5	5.0
UNITEC CONSTR INC	Communications	41	37	4	9.8
UNITED AIR LINES INC	Transportation by air	151	132	19	12.6
UNITED ENGINEERS & CONSTR INC	Engineering, accounting research mgmt and related services	33	2	31	93.9
UNITED FREIGHT & TRANSPORT INC	Motor freight transportation & warehousing	31	29	2	6.5
UNITED HEALTHSERV INC	Business services	42	34	8	19.0
UNITED PARCEL SVC INC	Motor freight transportation & warehousing	613	563	50	8.2

**Resident and Nonresident Workers by Firm-Alaska 1996  
Firms with 20 or More Workers**

Employer	Industry	Total Workers	Resident Workers	Nonresident Workers	Percent Nonresident
UNITED PARCEL SVCS CO	Transportation by air	23	22	1	4.3
UNITED UTILITIES INC	Communications	256	240	16	6.3
UNITED VILLAGES INC	Membership organizations	62	60	2	3.2
UNIVERSAL FLOOR CARE INC	Personal services	35	31	4	11.4
UNIVERSAL MOTORS INC	Automotive dealers & gasoline service stations	198	179	19	9.6
UNIVERSAL OGDEN SERVICES	Eating & drinking places	72	55	17	23.6
UNIVERSAL ROOFING OF AK INC	Construction-special trade contractors	22	20	2	9.1
UNIVERSAL WELDING & FABRICATIO	Miscellaneous repair services	24	17	7	29.2
UNIVERSITY OF AK	Educational services	8,598	7,827	771	9.0
UNIVERSITY OF LA VERNE/PAYROLL	Educational services	40	36	4	10.0
UNIVERSITY REDI-MIX INC	Stone, clay, glass and concrete products	33	30	3	9.1
UPPER KALSKAG WATER & SEWER PR	Heavy construction other than building construction-contractors	24	22	2	8.3
UPPER TANANA DEVELOPMENT CORP	Social services	73	66	7	9.6
UPTOWN MOTEL	Hotels, rooming houses, camps and other lodging places	87	76	11	12.6
URESCO CONST MATERIALS INC	Wholesale trade-durable goods	29	26	3	10.3
US FABRICATION & ERECTION INC	Construction-special trade contractors	154	90	64	41.6
USAFV	Social services	26	22	4	15.4
USIBELLI COAL MINE INC	Coal mining	132	129	3	2.3
USKH INC	Engineering, accounting research mgmt and related services	103	101	2	1.9
USMX OF ALASKA INC	Metal mining	27	15	12	44.4
USTRAVEL	Transportation services	89	83	6	6.7
UTOIAGVIGMIUT AGVIOQSIUQTIT AGN	Amusement & recreation services	30	29	1	3.3
UYAK AIR SERVICE INC	Transportation by air	31	19	12	38.7
V F GRACE INC	Wholesale trade-nondurable goods	109	102	7	6.4
VAGABOND BLUES ESPRESSO	Eating & drinking places	24	19	5	20.8
VALDEZ CITY OF	Executive, legislative & general government except finance	252	236	16	6.3
VALDEZ CITY SCHOOLS	Educational services	222	217	5	2.3
VALDEZ COMMUNITY HOSPITAL &	Health services	54	43	11	20.4
VALDEZ FISHERIES DEVELOPMENT	Fishing, hunting and trapping	44	41	3	6.8
VALDEZ MEDICAL CLINIC	Health services	24	16	8	33.3
VALDEZ MOTEL CORPORATION	Hotels, rooming houses, camps and other lodging places	43	37	6	14.0
VALDEZ NATIVE TRIBE	Membership organizations	30	28	2	6.7
VALENTINES COFFEE HOUSE	Eating & drinking places	34	20	14	41.2
VALLATA THE	Eating & drinking places	26	17	9	34.6
VALLEY FEED & SEED	Wholesale trade-nondurable goods	20	18	2	10.0
VALLEY FEED & SEED WASILLA INC	Miscellaneous retail	21	17	4	19.0
VALLEY HOSPITAL	Health services	467	439	28	6.0
VALLEY HOTEL INC	Hotels, rooming houses, camps and other lodging places	86	73	13	15.1
VALLEY LANES & GOLDEN NUGGET	Amusement & recreation services	24	21	3	12.5
VALLEY LUMBER & BLDG SUPPLY	Building materials, hardware, garden supply & mobile home dealers	33	28	5	15.2
VALLEY MEDICAL CARE PC	Health services	46	38	8	17.4
VALLEY MOTORS INC	Automotive dealers & gasoline service stations	67	61	6	9.0
VALLEY PLUMBING & HEATING	Construction-special trade contractors	26	22	4	15.4
VALLEY SAWMILL	Lumber and wood products, except furniture	36	32	4	11.1
VALLEY VIDEO INC	Motion pictures	73	59	14	19.2
VALLEY WOMENS RESOURCE CTR	Social services	44	41	3	6.8
VALUE VILLAGE	Miscellaneous retail	338	262	76	22.5
VALUTRAVEL INC	Transportation services	30	30	0	0.0
VAN GILDER HOTEL	Hotels, rooming houses, camps and other lodging places	20	17	3	15.0
VANDERWEELE FARM	Agricultural production-crops	44	41	3	6.8
VANWINKLE & DAIGLER	Eating & drinking places	20	17	3	15.0

**Resident and Nonresident Workers by Firm-Alaska 1996  
Firms with 20 or More Workers**

Employer	Industry	Total Workers	Resident Workers	Nonresident Workers	Percent Nonresident
VECO CONSTRUCTION INC	Oil and gas extraction	354	265	89	25.1
VECO CORPORATION	Oil and gas extraction	38	35	3	7.9
VECO EASTWIND INC	Heavy construction other than building construction-contractors	28	28	0	0.0
VECO ENGINEERING INC	Engineering, accounting research mgmt and related services	370	287	83	22.4
VECO EQUIPMENT INC	Business services	35	28	7	20.0
VECO OPERATIONS INC	Oil and gas extraction	1,384	984	400	28.9
VELERO LINGUISTICS INC	Business services	38	35	3	7.9
VEND AK	Miscellaneous retail	42	38	4	9.5
VENETIE NATIVE VILLAGE OF	Membership organizations	22	22	0	0.0
VER DEL ENTERPRISES INC	Eating & drinking places	36	29	7	19.4
VETERINARY CENTERS OF AMERICA	Agricultural services	125	105	20	16.0
VETERINARY MEDICAL ASSOC INC	Agricultural services	40	31	9	22.5
VIDEL VIDEO	Motion pictures	53	45	8	15.1
VIDEO CITY	Motion pictures	27	26	1	3.7
VIDEO CITY LAKE OTIS	Motion pictures	25	21	4	16.0
VIDEO CITY MULDOON	Motion pictures	44	30	14	31.8
VIDEO CITY SPENARD	Motion pictures	28	25	3	10.7
VIDEO UPDATE INC	Motion pictures	53	48	5	9.4
VIDEO VIDEO	Motion pictures	20	17	3	15.0
VIKING LUMBER COMPANY INC	Lumber and wood products, except furniture	44	33	11	25.0
VILLA NOVA INC	Eating & drinking places	46	31	15	32.6
VILLAGE AVIATION INC	Transportation by air	65	50	15	23.1
VILLAGE INN INC	Hotels, rooming houses, camps and other lodging places	102	57	45	44.1
VILLAGE PRODUCTIONS	Amusement & recreation services	23	23	0	0.0
VINTAGE FARE CAFE	Eating & drinking places	20	20	0	0.0
VINTAGE FARE CAFE INC	Eating & drinking places	33	29	4	12.1
VISTA ELECTRICAL CONTR INC	Construction-special trade contractors	53	43	10	18.9
VISTA REAL ESTATE INC	Real estate	60	57	3	5.0
VISTA TRAVEL INC	Transportation services	32	27	5	15.6
VITUS BERING ENTERPRISES INC	Eating & drinking places	39	23	16	41.0
VOLUNTEERS OF AMERICA	Social services	77	69	8	10.4
VOORHEES CONCRETE CUTTING SPEC	Construction-special trade contractors	24	24	0	0.0
W ANCHORAGE VETERINARY CLC INC	Agricultural services	28	24	4	14.3
W COAST CONSTRUCTION SVCS	Business services	84	72	12	14.3
W COAST STEVEDORING CORP	Water transportation	249	230	19	7.6
W H SMITH	Miscellaneous retail	69	62	7	10.1
W LEE PAYNE DDS PC	Health services	23	22	1	4.3
W M DEVELOPMENT CORP	Heavy construction other than building construction-contractors	59	44	15	25.4
W W GRAINGER INC	Wholesale trade-durable goods	20	18	2	10.0
WA BOTTING CO/POOLE KENT CO JV	Construction-special trade contractors	57	53	4	7.0
WA BOTTING CO/POOLE&KENT CO JV	Construction-special trade contractors	189	162	27	14.3
WAGON WHEEL TRADING POST	Building materials, hardware, garden supply & mobile home dealer	20	19	1	5.0
WAINWRIGHT CO-OPERATIVE ASSOC	General merchandise stores	33	31	2	6.1
WAL-MART/SAMS CLUB	General merchandise stores	2,452	2,020	432	17.6
WALASHEK SHIPYARD INC	Water transportation	63	26	37	58.7
WALDENBOOK CO INC	Miscellaneous retail	111	75	16	14.4
WALES CITY OF	Executive, legislative & general government except finance	27	24	3	11.1
WALES NATIVE CORP	Holding & other investment offices	25	23	2	8.0
WALMAC INC	Building construction-general contractors and cooperative builders	86	79	7	8.1
WALMART VISION CENTER	Miscellaneous retail	29	24	5	17.2
WALSH KELLIHER & SHARP	Engineering, accounting research mgmt and related services	24	23	1	4.2

**Resident and Nonresident Workers by Firm-Alaska 1996**  
**Firms with 20 or More Workers**

Employer	Industry	Total Workers	Resident Workers	Nonresident Workers	Percent Nonresident
WAR BONNET	Lumber and wood products, except furniture	28	22	6	21.4
WARBELOWS AIR VENTURES	Transportation by air	65	61	4	6.2
WARD ENTERPRISES	Electric, gas & sanitary services	22	19	3	13.6
WARD REALTY	Real estate	41	36	5	12.2
WARDS COVE PACKING CO INC	Food and kindred products	2,482	507	1,975	79.6
WAREHOUSE DEMO SVCS INC	Business services	259	207	52	20.1
WARFIELD AUTO REPAIR	Automotive repair, services & parking	25	20	5	20.0
WARNER TIRE AND YAMAHA INC	Automotive repair, services & parking	21	18	3	14.3
WARNING LITES OF ALASKA INC	Wholesale trade-durable goods	34	25	9	26.5
WASH N DRY INC	Personal services	25	22	3	12.0
WASHINGTON CONSULTING GROUP	Engineering, accounting research mgmt and related services	23	21	2	8.7
WASHINGTON FISH & OYSTER CO	Food and kindred products	527	262	265	50.3
WASILLA AREA SENIORS INC	Social services	23	20	3	13.0
WASILLA CITY OF	Executive, legislative & general government except finance	86	83	3	3.5
WASILLA DENTAL CENTER INC	Health services	32	31	1	3.1
WASILLA XPRESS LUBE	Automotive repair, services & parking	20	17	3	15.0
WATERFALL GROUP LTD THE	Hotels, rooming houses, camps and other lodging places	125	43	82	65.6
WATTERSON CONSTRUCTION COMPAN	Building construction-general contractors and operative builders	103	97	6	5.8
WAVE THE	Eating & drinking places	43	35	8	18.6
WAYLAND BAPTIST UNIVERSITY	Educational services	94	77	17	18.1
WEATHER DATA SERVICES INC	Miscellaneous services	28	25	3	10.7
WEAVER BROTHERS INC	Motor freight transportation & warehousing	101	96	5	5.0
WEBCO ALASKA INC	Wholesale trade-nondurable goods	53	45	8	15.1
WEBCO GENERAL PARTNERSHIP	Wholesale trade-nondurable goods	33	24	10	29.4
WEDBUSH MORGAN SECURITIES	Security & commodity brokers, dealers, exchanges & services	27	27	0	0.0
WEE BEE'S	Eating & drinking places	33	26	7	21.2
WEIDNER INVESTMENT SVCS INC	Real estate	92	81	11	12.0
WEIGHT WATCHERS OF ALASKA INC	Personal services	39	37	2	5.1
WEL ASKA CORPORATION	Business services	31	24	7	22.6
WELLNESS INSTITUTE OF AK	Health services	46	41	5	10.9
WENDYS OLD FASHIONED HAMBURGER	Eating & drinking places	621	455	166	26.7
WENDYS OLD FASHIONED HAMBURGER	Eating & drinking places	136	103	33	24.3
WEONA CORP	Miscellaneous repair services	23	20	3	13.0
WERNER TRAVEL INC	Transportation services	20	17	3	15.0
WESCO PRODUCTS INC	Construction-special trade contractors	22	10	12	54.5
WESLEY REHAB & CARE CTR INC	Health services	91	87	4	4.4
WEST TRAVEL INC	Water transportation	156	124	32	20.5
WESTERN PARCEL EXPRESS INC	Transportation by air	45	44	1	2.2
WESTERN ROOFING SERVICE	Construction-special trade contractors	20	16	4	20.0
WESTERN SEA INC	Food and kindred products	36	1	35	97.2
WESTMARK HOTELS INC	Hotels, rooming houses, camps and other lodging places	1,268	900	368	29.0
WESTMARK KODIAK	Hotels, rooming houses, camps and other lodging places	60	45	15	25.0
WESTMARK THIRD AVE	Hotels, rooming houses, camps and other lodging places	55	49	6	10.9
WESTOURS INC	Transportation services	268	182	86	32.1
WESTOURS MOTORCOACHES INC	Local & suburban transit & interurban highway passenger transport	775	527	248	32.0
WESTSIDE SERVICE INC	Automotive dealers & gasoline service stations	22	19	3	13.6
WESTWARD SEAFOOD INC	Food and kindred products	627	117	510	81.3
WESTWARD TRADING COMPANY INC	Miscellaneous retail	135	122	13	9.6
WET WILLYS CAR WASH	Automotive repair, services & parking	87	67	20	23.0
WET WILLYS CAR WASH	Automotive dealers & gasoline service stations	40	33	7	17.5
WGM INC	Miscellaneous services	59	38	21	35.6

**Resident and Nonresident Workers by Firm-Alaska 1996**  
**Firms with 20 or More Workers**

Employer	Industry	Total Workers	Resident Workers	Nonresident Workers	Percent Nonresident
WHALER INC THE	Eating & drinking places	32	31	1	3.1
WHALERS COVE LODGE	Hotels, rooming houses, camps and other lodging places	81	55	26	32.1
WHALES RESORT INC	Hotels, rooming houses, camps and other lodging places	22	6	16	72.7
WHALESONG LODGE	Hotels, rooming houses, camps and other lodging places	21	13	8	38.1
WHITE CONSTRUCTION LTD	Heavy construction other than building construction-contractors	35	27	8	22.9
WHITE MOUNTAIN CITY OF	Executive, legislative & general government except finance	38	34	4	10.5
WHITES PHARMACY & HARRY RACE D	Miscellaneous retail	42	36	6	14.3
WHITESTONE FARMS INC	Eating & drinking places	89	88	1	1.1
WHITESTONE SE CO	Lumber and wood products, except furniture	200	148	52	26.0
WHITETAIL CONSTRUCTION	Building construction-general contractors and operative builders	31	24	7	22.6
WHITNEY FOODS	Food and kindred products	48	4	44	91.7
WHITTIER CITY OF	Executive, legislative & general government except finance	42	53	9	21.4
WHOLE EARTH GROCERY & DELI	Food stores	42	36	6	14.3
WHOLESALE DISTRIBUTORS OF AK	Home furniture, furnishings & equipment stores	27	23	4	14.8
WICK CONSTRUCTORS JV	Building construction-general contractors and operative builders	70	66	4	5.7
WILCO CONTRACTORS	Building construction-general contractors and operative builders	25	14	11	44.0
WILD AK RIVERS CO	Automotive dealers & gasoline service stations	20	18	2	10.0
WILDER CONST CO	Heavy construction other than building construction-contractors	361	317	44	12.2
WILDERNESS PIZZA INC	Eating & drinking places	86	75	11	12.8
WILLIAM C SCHLANSKER D.MDPC	Health services	20	20	0	0.0
WILLIAM STEWART ENTERPRISES	Real estate	181	145	36	19.9
WILLIAMS INC (ALASKAN & PROUD)	Food stores	664	584	80	12.0
WILLIAMS JAMES E	Lumber and wood products, except furniture	24	9	15	62.5
WILLIS CORROON CORP OF SEATTLE	Insurance agents, brokers & service	54	48	6	11.1
WILLOW TRADING POST LODGE	Eating & drinking places	31	20	11	35.5
WILLOW TRANSPORTATION LLC	Motor freight transportation & warehousing	27	11	16	59.3
WILLOW TREE INN	Eating & drinking places	35	30	5	14.3
WILLPOWER ENTERPRISES	Construction-special trade contractors	44	26	18	40.9
WILMAC CORP	Apparel & accessory stores	25	24	1	4.0
WILSON CONSTRUCTION INC	Building construction-general contractors and operative builders	44	36	8	18.2
WILTON ADJUSTMENT SVC INC	Insurance agents, brokers & service	39	33	6	15.4
WIN CASH/TABBYS	Eating & drinking places	61	39	22	36.1
WINDSONG ALASKA PROPERTIES LLC	Hotels, rooming houses, camps and other lodging places	55	32	23	41.8
WINGS N THINGS	Eating & drinking places	34	29	5	14.7
WINGS OF ALASKA	Transportation by air	113	94	19	16.8
WINTERGREEN LANDSCAPING	Agricultural services	31	25	8	25.8
WIRE COMMUNICATIONS INC	Construction-special trade contractors	87	74	13	14.9
WIRUM PROPERTIES	Real estate	56	49	7	12.5
WL FRIZZELL & SONS TRUCKING	Motor freight transportation & warehousing	26	9	17	65.4
WOLF RUN DESSERT & COFFEE HOUSE	Eating & drinking places	52	40	12	23.1
WOLVERINE SUPPLY INC	Construction-special trade contractors	198	155	43	21.7
WOMEN IN CRISIS INC	Social services	42	35	7	16.7
WOMEN IN SAFE HOMES INC	Social services	21	21	0	0.0
WOMENS RESOURCE CENTER	Social services	50	45	5	10.0
WOOD RIVER LTD	Hotels, rooming houses, camps and other lodging places	20	6	14	70.0
WOODBINE AK FISH CO	Food and kindred products	337	33	304	90.2
WOODS AIR FUEL INC	Transportation by air	49	38	11	22.4
WOODWARD CLYDE CONSULTANTS INC	Engineering, accounting research mgmt and related services	24	22	2	8.3
WORKENDERS	Business services	73	64	9	12.3
WORKS CREATIVE CATERING THE	Eating & drinking places	21	19	2	9.5
WORLD EQUIPMENT INC	Heavy construction other than building construction-contractors	54	52	2	3.7

**Resident and Nonresident Workers by Firm-Alaska 1996  
Firms with 20 or More Workers**

Employer	Industry	Total Workers	Resident Workers	Nonresident Workers	Percent Nonresident
WORLD EXPRESS TRAVEL INC/GREEN	Transportation services	191	170	21	11.0
WORLD GYM AEROBICS & FITNESS	Amusement & recreation services	132	112	20	15.2
WORLD WIDE MOVERS INC	Motor freight transportation & warehousing	130	102	28	21.5
WRANGELL CITY OF	Executive, legislative & general government except finance	147	144	3	2.0
WRANGELL FISHERIES INC	Food and kindred products	191	123	68	35.6
WRANGELL GEN HOSP & LONG TERM	Health services	73	66	7	9.6
WRANGELL MENTAL HEALTH SVC INC	Health services	43	37	6	14.0
WRANGELL PUBLIC SCHOOLS	Educational services	173	161	12	6.9
WRIGHT AIR SERVICE INC	Transportation by air	40	37	3	7.5
WRIGHTWAY AUTO CARRIERS INC	Transportation services	20	18	2	10.0
WSTN AK COUNCIL BOY SCT OF AME	Membership organizations	82	70	12	14.6
WSTN AK FISHERIES INC	Food and kindred products	201	154	47	23.4
WSTN ATLAS INTERNATIONAL IN	Oil and gas extraction	353	278	75	21.2
WSTN AUTO ASSOCIATE STORE	Building materials, hardware, garden supply & mobile home deale	81	74	7	8.6
WSTN MECHANICAL INC	Construction-special trade contractors	46	40	6	13.0
WSTN PIONEER INC	Miscellaneous retail	333	283	50	15.0
WYATT INC	Automotive dealers & gasoline service stations	35	32	3	8.6
XEROX CORPORATION	Wholesale trade-durable goods	87	83	4	4.6
YAK TAT KWAAN INC	Holding & other investment offices	41	36	5	12.2
YAKUTAT CITY AND BOROUGH	Executive, legislative & general government except finance	55	51	4	7.3
YAKUTAT CITY SCHOOL DISTRICT	Educational services	64	58	6	9.4
YAKUTAT NATIVE ASSOCIATION	Social services	59	52	7	11.9
YAMATOYA RESTAURANT	Eating & drinking places	21	18	3	14.3
YARDARM KNOT INC	Food and kindred products	371	8	363	97.8
YCC INC	Eating & drinking places	37	31	6	16.2
YELLOW EAGLE MINING INC	Metal mining	39	15	24	61.5
YENNEY & ASSOC CONST INC	Building construction-general contractors and operative builders	71	63	8	11.3
YES BAY LODGE	Hotels, rooming houses, camps and other lodging places	117	73	44	37.6
YKI FISHERIES	Food and kindred products	80	40	40	50.0
YMCA OF ANCHORAGE	Amusement & recreation services	209	178	31	14.8
YOUNGS INC	Automotive dealers & gasoline service stations	36	29	7	19.4
YUKON CONSTRUCTION CO	Building construction-general contractors and operative builders	26	24	2	7.7
YUKON DELTA FISH MARKET COOP	Food and kindred products	130	127	3	2.3
YUKON EQUIPMENT CO	Wholesale trade-durable goods	32	30	2	6.3
YUKON FLATS SCHOOL DISTRICT	Educational services	357	327	30	8.4
YUKON FUEL INC	Miscellaneous retail	158	116	42	26.6
YUKON KOYUKUK SCHOOL DIST	Educational services	352	330	22	6.3
YUKON KUSKOKWIM HEALTH CORP 90	Health services	977	872	105	10.7
YUKON RIVER CRUISES INC	Water transportation	38	21	17	44.7
YUPIIT SCHOOL DISTRICT	Educational services	240	228	12	5.0
YUTANA BARGE LINES INC	Water transportation	91	56	35	38.5
YUTE AIR ALASKA INC	Transportation by air	352	279	73	20.7
ZALE DELAWARE INC	Miscellaneous retail	181	149	32	17.7
ZAN INC	Eating & drinking places	173	135	38	22.0
ZANTOP INTERNATIONAL AIRLINES	Transportation by air	33	23	10	30.3
ZAT INC	Eating & drinking places	112	95	17	15.2
ZIMMERMAN INC	Eating & drinking places	28	22	6	21.4

Resident and Nonresident Workers by Firm-Alaska 1996  
Firms with 20 or More Workers

Employer	Industry	Total Workers	Resident Workers	Nonresident Workers	Percent Nonresident
----------	----------	------------------	---------------------	------------------------	------------------------

**Resident and Nonresident Workers by Firm-Alaska 1996**  
**Firms with 20 or More Workers**

Employer	Industry	Total Workers	Resident Workers	Nonresident Workers	Percent Nonresident
----------	----------	------------------	---------------------	------------------------	------------------------

# FISCAL NOTE

**STATE OF ALASKA**  
**1998 LEGISLATIVE SESSION**

**BILL NO.** HB 479

Revision Date (Note if correction): \_\_\_\_\_  
 Title: Recognition for Employers  
of Alaskans  
 Sponsor: House L&C  
 Requestor: House Finance

Department Affected: Labor  
 BRU: Administrative Services  
 Component: Management Services

**COMPONENT SERIAL NO.** 335

**EXPENDITURES/REVENUES:**

(Thousands of Dollars)

OPERATING	FY 99	FY 00	FY 01	FY 02	FY 03	FY 04
PERSONAL SERVICES	19.7	19.7	19.7	19.7	19.7	19.7
TRAVEL						
CONTRACTUAL	3.1	3.1	3.1	3.1	3.1	3.1
SUPPLIES	1.5	1.5	1.5	1.5	1.5	1.5
EQUIPMENT	3.5					
LAND & STRUCTURES						
GRANTS & CLAIMS						
MISCELLANEOUS						
<b>TOTAL OPERATING</b>	<b>27.8</b>	<b>24.3</b>	<b>24.3</b>	<b>24.3</b>	<b>24.3</b>	<b>24.3</b>

<b>CAPITAL</b>						
----------------	--	--	--	--	--	--

<b>CHANGE IN REVENUE</b>						
<b>FUND SOURCE #</b>						

**FUNDING:**

(Thousands of Dollars)

1002 Federal Receipts						
1003 GF Match						
1004 GF						
1005 GF/Program Receipt	90.0	30.0	30.0	30.0	30.0	30.0
1006 GF/MHT/A						
Other (Specify Type)						
<b>TOTAL</b>	<b>90.0</b>	<b>30.0</b>	<b>30.0</b>	<b>30.0</b>	<b>30.0</b>	<b>30.0</b>

**POSITIONS:**

FULL-TIME	0.5	0.5	0.5	0.5	0.5	0.5
PART-TIME						
TEMPORARY						

Estimate of current year (FY98) impact: \$ None

**ANALYSIS:** (Attach a separate page if necessary)

Assume employers pay \$30.00 for award adjusted to \$10.00 after first year. After eligible list is created, eligible employers apply for the award. Assume approximately 3,000 employers would apply for the award. Cost of printing and bulk mailing award is estimated to be \$3.1. The cost to create a cover letter to accompany the award is \$1.0. Accounting and tracking applications and payments (including NSF checks) would require an Accounting Clerk II for six months per year costing \$18.7. In addition, \$5.0 would also be needed for office equipment (one time) and normal per employee costs.

Prepared by: Arno Williams, Director Phone: 4127 KTS  
 Division: Administrative Services Division Date: 4/27/98

Approved by Commissioner: Tom Cashon, Commissioner  
 Agency: Department of Labor Date: 4/27/98

**PREPARER TO PROVIDE ALL DISTRIBUTION COPIES TO GOVERNOR'S LEGISLATIVE OFFICE**  
 For further distribution information call the Governor's Legislative Office