

HB

100

(File 3)

HFIN

FILE

Health & Social Services

A donated
6-4

AMENDMENT # 1
HESS

Finance Committee

By: Representative Therriault &
Representative Kelly

TO: HB 100 - Approp: FY 96 Operating and loan budget

Agency: Health and Social Services
BRU: Alcohol and Drug Abuse Services
Comp: Alcohol Safety Action Program

DELETE \$88,000 general funds

Create new BRU:

Agency: Health and Social Services
new BRU: Fairbanks Native Association

new Components

Alcohol and Drug Abuse Services	\$ 88,000 GF
Social Services	\$ 33,200 GF
Total funds for BRU	\$121,200 GF

77,174

This amendment places FNA in a separate BRU, similar to other regional health organizations.

110,176

Both programs serve a regional constituency, and they have been operated by FNA for over ten years.

The \$33,200 does not increase the budget, this is the amount the C&RA subcommittee reduced beyond their cap. This appropriation is intended for the FNA employment program which was funded in the C&RA budget for the amount of \$112,500 for FY 95.

ROLL CALL
HOUSE FINANCE COMMITTEE

MEETING OF 3/29/95

SUBJECT HSS 1

MEMBER	YES	NO
THERRIAULT	✓	
BROWN		✓
GRUSSENDORF	✓	
KELLY	✓	
KOHRING	✓	
MARTIN		
MULDER	✓	
NAVARRE		✓
PARNELL		✓
HANLEY		✓
FOSTER	✓	
TOTAL		

PASSED: 6-4
 FAILED: TS

failed
3-8

AMENDMENT ~~2~~
HESS

OFFERED IN THE HOUSE

BY REPRESENTATIVE BROWN

ADD

Department of Health and Social Services

BRU: Medical Assistance

Component: Medicaid Non-Facility 2,000 GF (Mitigation Account)

2,000 Federal Funds

ROLL CALL
HOUSE FINANCE COMMITTEE

MEETING OF 3/29/95
SUBJECT H552 -

MEMBER	YES	NO
BROWN	✓	
GRUSSENDORF	✓	
KELLY		✓
KOHRING		✓
MARTIN		✓
MULDER		✓
NAVARRE	✓	
PARNELL		✓
THERRIAULT		✓
HANLEY		✓
FOSTER		✓

TOTAL _____

PASSED: _____
FAILED: 3-8

Adopted
3/27

AMENDMENT TO CSHB 100
Offered in House Finance Committee

BY REPRESENTATIVE HANLEY

Department of Health and Social Services
Public Assistance BRU
AFDC Component

INSERT "58,796.6 general funds"

Department of Health and Social Services
Public Assistance BRU
Adult Public Assistance Component

INSERT "39,619.5 general funds"

Department of Health and Social Services
Medical Assistance BRU
ALB Hold-harmless Component

INSERT "25.7 general funds"

Department of Community and Regional Affairs
Municipal Revenue Sharing BRU
State Revenue Sharing Component

INSERT "25,424.2 general funds"

Department of Community and Regional Affairs
Municipal Revenue Sharing BRU
Municipal Assistance Component

INSERT "30,928.0 general funds"

INTENT

withdrawn

OFFERED IN THE HOUSE

BY REPRESENTATIVE BROWN

Department of Health & Social Services:

All Departments

to amend
Failed 4-7

Fairbanks Native Association

"It is the intent of the Legislature that grant money not be spent on lobbying activities."

to all departments

ROLL CALL
HOUSE FINANCE COMMITTEE

MEETING OF 3/30/95

SUBJECT Amend - HESS - INTENT
R Brown to amend to all DT : FNA

MEMBER	YES	NO
MARTIN	✓	
MULDER		✓
NAVARRE	✓	
PARNELL		✓
THERRIAULT		✓
BROWN	✓	
GRUSSENDORF	✓	
KELLY		✓
KOHRING		✓
HANLEY		✓
FOSTER		✓

TOTAL

PASSED: 4

FAILED: 7

AGENCY TOTALS - FY96 OPERATING BUDGET

* * * * * Department of Health and Social Services * * * * *

	<u>FY94 Act</u>	<u>FY95 CC</u>	<u>FY95Auth</u>	<u>Gov Org</u>	<u>Gov Amd</u>	<u>House</u>	<u>Gov Amd - House Comparison</u>	
Total for Agency	765,877.8	827,289.9	826,867.4	884,366.0	881,215.7	690,740.1	-190475.6	-21.6%
Objects of Expenditure:								
Personal Services	107,991.4	111,893.4	111,346.9	117,126.5	118,765.4	117,323.1	-1442.3	-1.2%
Travel	3,182.6	3,815.8	3,841.0	4,442.4	4,506.4	4,478.4	-28.0	-.6%
Contractual	38,329.1	41,363.4	41,408.0	44,289.7	45,715.8	44,533.6	-1182.2	-2.6%
Commodities	12,996.0	19,735.6	19,711.7	20,495.4	20,595.3	20,479.3	-116.0	-.6%
Equipment	1,642.8	072.7	846.2	1,142.6	1,180.1	1,180.1		
Lands/Buildings	0.0	-2.3	-2.3	0.0	0.0	0.0		
Grants, Claims	601,735.9	650,020.6	648,715.9	695,869.4	685,452.7	497,764.6	-187688.1	-27.4%
Miscellaneous	0.0	-509.3	1,000.0	1,000.0	5,000.0	4,981.0	-19.0	-.4%

Funding Sources:

1002 Fed Rcpts	274,880.4	313,760.0	313,530.7	342,321.5	338,387.8	273,230.2	-65157.6	-19.3%
1003 G/F Match	175,175.5	198,678.4	198,457.4	218,386.5	213,468.5	154,974.6	-58493.9	-27.4%
1004 Gen Fund	130,676.4	129,991.9	129,842.5	134,853.1	141,618.5	96,974.8	-44643.7	-31.5%
1005 GF/Prgm	12,705.2	15,006.8	15,006.8	15,677.1	15,707.1	9,345.1	-6362.0	-40.5%
1006 GF/MHTIA	109,961.6	98,007.8	98,141.7	0.0	0.0	0.0		
1007 I/A Rcpts	35,847.2	42,310.7	42,354.0	42,377.5	42,198.9	28,202.3	-13996.6	-33.2%
1013 Alchl/Drug	2.0	2.0	2.0	2.0	2.0	2.0		
1037 GF/MH	0.0	0.0	0.0	100,283.3	99,728.3	97,937.5	-1790.8	-1.8%
1047 Title 20	6,166.3	6,394.7	6,394.7	6,310.8	6,310.8	6,310.8		
1050 PFD Fund	19,835.0	21,955.0	21,955.0	22,316.1	21,887.1	21,887.1		
1055 IA/OIL HAZ	0.0	62.0	62.0	71.0	71.0	40.0	-31.0	-43.7%
1061 CIP Rcpts	628.2	1,120.6	1,120.6	1,767.1	1,754.9	1,754.9		
1077 Gifts/Grnt	0.0	0.0	0.0	0.0	80.8	80.8		

Positions:

Perm Full Time	2,001.0	2,027.0	2,028.0	2,077.0	2,101.0	2,096.0	-5.0	-.2%
Perm Part Time	81.0	77.0	77.0	59.0	59.0	59.0		
Non Perm	18.0	41.0	41.0	16.0	16.0	16.0		

General Funds Only!

COMPONENT SUMMARY - FY96 OPERATING BUDGET

* * * * * Department of Health and Social Services * * * * *

Page	Budget Component	FY94 Act	FY95 CC	FY95Auth	Gov Org	Gov Amd	House	Gov Amd - House Comparison
	Assistance Payments							
1	AFDC	55,628.2	61,435.4	61,435.4	60,447.6	58,906.6	-110.0	-59,016.6 -100.2%
2	Adult Public Assistance	34,925.1	35,648.7	35,648.7	39,619.5	39,619.5		-39,619.5 -100.0%
3	General Relief Assistance	881.1	991.9	991.9	991.9	991.9	991.9	
4	OAA-ALB Hold Harmless	2,160.6	2,402.1	2,402.1	2,298.1	2,298.1	2,298.1	
	^ BRU Total	93,595.0	100,478.1	100,478.1	103,357.1	101,816.1	3,180.0	-98,636.1 -96.9%
	GF Only!							
	Medical Assistance							
7	Medicaid Non-Facility	57,004.8	66,460.6	66,226.0	75,925.0	71,870.2	66,658.6	-5,211.6 -7.3%
8	Medicaid Facilities	66,176.3	62,925.4	62,925.4	71,736.7	73,710.1	72,967.9	-742.2 -1.0%
11	ALB Hold Harmless	9.9	65.7	65.7	25.7	25.7		-25.7 -100.0%
12	General Relief Medical	7,466.8	6,584.5	6,584.5	7,541.9	7,349.5	7,237.1	-112.4 -1.5%
13	Medicaid State Programs	3,649.5	2,081.7	2,081.7	3,523.2	3,698.2	3,523.2	-175.0 -4.7%
14	Waivers Services	362.4			3,740.9	3,740.9	2,844.3	-896.6 -24.0%
	^ BRU Total	134,669.7	138,117.9	137,883.3	162,493.4	160,394.6	153,231.1	-7,163.5 -4.5%
	GF Only!							
	Waivers Services							
15	Waivers Services		2,364.8	2,364.8				
	^ BRU Total		2,364.8	2,364.8				
	GF Only!							
	Public Assistance Administration							
16	Public Assistance Admin	570.7	602.7	602.7	651.9	851.9	721.9	-130.0 -15.3%
17	Quality Control	503.7	509.8	509.8	509.8	509.8	509.8	
18	Eligibility Determination	9,471.2	9,798.0	9,803.2	10,718.8	10,718.8	10,718.8	
19	Fraud Investigation	336.5	399.3	399.3	521.6	521.6	580.0	58.4 11.2%
20	Alaska Work Programs	1,903.0	2,285.1	2,285.1	2,281.9	3,622.9	2,281.9	-1,341.0 -37.0%
21	Child Care Benefits	1,432.1	2,094.2	2,094.2	2,227.2	2,227.2	2,227.2	
22	Public Assist Data Processing	2,048.9	2,008.1	2,008.1	2,008.1	2,008.1	2,008.1	
	^ BRU Total	16,266.1	17,697.2	17,702.4	18,919.3	20,460.3	19,047.7	-1,412.6 -6.9%
	GF Only!							

General Funds Only!

COMPONENT SUMMARY - FY96 OPERATING BUDGET

***** Department of Health and Social Services *****

Page	Budget Component	FY94 Act	FY95 CC	FY95Auth	Gov Org	Gov Amd	House	Gov Amd - House	
								Comparison	
Medical Assistance Administration									
23	Medical Assist Central Admin	434.5	572.8	572.8	656.8	656.8	656.8		
24	Claims Processing	3,472.3	4,696.5	4,696.5	4,482.2	4,653.5	4,482.2	-171.3	3.7%
25	Medical Care Adv Committee	9.8	24.6	24.6	21.4	21.4	21.4		
26	Certification and Licensing	382.3	463.7	463.7	452.5	452.5	452.5		
27	Medicaid Rate Adv Commission	344.5	401.7	401.7	409.1	409.1	409.1		
28	Hearings and Appeals	144.7	142.5	142.5	142.4	142.4	142.4		
29	Medicaid Waivers Authorization	108.9	132.0	132.0	134.4	134.4	134.4		
30	Audit		272.1	272.1	325.0	325.0	325.0		
	* BRU Total	4,897.0	6,705.9	6,705.9	6,623.8	6,795.1	6,623.8	-171.3	-2.5%
	GF Only!								
Purchased Services									
32	Adult Services	261.7	356.1						
33	Foster Care	11,203.1	8,973.4	8,973.4	8,584.6	7,887.1	7,937.1	50.0	.6%
34	Subsidized Adoptions/Guardians		3,093.3	3,093.3	3,482.1	4,179.6	4,079.6	-100.0	-2.4%
35	Residential Child Care	9,101.0	9,366.8	9,366.8	9,481.8	9,366.8	9,366.8		
36	Family Preservation	1,969.9	1,998.0	1,998.0	1,938.0	1,938.0	1,938.0		
	* BRU Total	22,535.7	23,787.6	23,431.5	23,486.5	23,371.5	23,321.5	-50.0	-.2%
	GF Only!								
Family and Youth Services									
37	Southcentral Region	9,150.8	8,975.8	8,905.0	8,905.6	9,690.3	9,426.7	-263.6	-2.7%
38	Northern Region	6,854.7	6,831.5	6,763.5	6,763.5	6,992.0	6,938.5	-53.5	-.8%
39	Southeastern Region	3,058.0	3,148.1	3,148.1	3,159.9	3,308.3	3,274.9	-33.4	-1.0%
40	DFYS Central Office	1,002.5	1,200.7	1,244.2	1,219.4	1,219.4	1,219.4		
	* BRU Total	20,066.0	20,156.1	20,060.8	20,048.4	21,210.0	20,859.5	-350.5	-1.7%
	GF Only!								
Social Services Block Grant Offset									
41	Social Svcs Block Grant Offset	-6,166.3	-6,394.7	-6,394.7	-6,310.8	-6,310.8	-6,310.8		
	* BRU Total	-6,166.3	-6,394.7	-6,394.7	-6,310.8	-6,310.8	-6,310.8		
	GF Only!								

General Funds Only!

COMPONENT SUMMARY - FY96 OPERATING BUDGET

***** Department of Health and Social Services *****

Page	Budget Component	FY94 Act	FY95 CC	FY95Auth	Gov Org	Gov Amd	House	Gov Amd - House Comparison	
	Youth Facility Services								
42	McLaughlin Youth Center	7,972.7	7,863.8	7,863.8	8,468.6	8,468.6	8,468.6		
43	Fairbanks Youth Facility	2,526.7	2,425.9	2,425.9	2,718.3	2,755.4	2,718.3	-37.1	-1.5%
44	Nome Youth Facility	772.7	912.0	912.0	363.4	363.4	363.4		
45	Johnson Youth Center	970.9	944.3	944.3	1,025.3	1,106.3	1,025.3	81.0	-7.5%
46	Bethel Youth Facility	1,731.6	1,686.6	1,686.6	1,774.3	1,774.3	1,774.3		
	* BRU Total	13,974.6	13,832.6	13,832.6	14,349.9	14,468.0	14,349.9	-118.1	-.8%
	GF Only!								
	Human Services Community Matching Grant								
47	Human Svcs Comm Matching Grant	1,957.3			1,150.2	1,769.6	1,592.6	-177.0	-10.0%
	* BRU Total	1,957.3			1,150.2	1,769.6	1,592.6	-177.0	-10.0%
	GF Only!								
	Anchorage Human Services Community Block Grant								
48	Anch Human Svcs Comm Blck GR		1,348.4	1,348.4					
	* BRU Total		1,348.4	1,348.4					
	GF Only!								
	Fairbanks Human Services Community Block Grant								
49	Fbx Human Svcs Comm Block GR		421.2	421.2					
	* BRU Total		421.2	421.2					
	GF Only!								
	Maniilaq								
50	Social Services	913.2	852.4	852.4		852.4	852.4		
51	Public Health Services	921.9	910.4	910.4		910.4	910.4		
52	Alcohol & Drug Abuse	1,024.1	983.1	983.1		983.1	983.1		
53	Mental Health/DD Svcs	358.0	353.5	353.5		353.5	353.5		
	* BRU Total	3,217.2	3,099.4	3,099.4		3,099.4	3,099.4		
	GF Only!								

General Funds Only!

COMPONENT SUMMARY - FY96 OPERATING BUDGET

***** Department of Health and Social Services *****

Page	Budget Component	FY94 Act	FY95 CC	FY95Auth	Gov Org	Gov Amd	House	Gov Amd - House Comparison
	Norton Sound							
54	Social Services	188.5	62.8	62.8		62.8	62.8	
55	Public Health Services	1,148.9	1,257.8	1,257.8		1,257.8	1,257.8	
56	Alcohol & Drug Abuse Svcs	562.5	540.0	540.0		540.0	540.0	
57	Mental Health/DD Svcs	411.6	406.5	406.5		406.5	406.5	
58	Sanitation	98.6	97.3	97.3		97.3	97.3	
	* BRU Total	2,410.1	2,364.4	2,364.4		2,364.4	2,364.4	
	GF Only!							
	Southeast Alaska Regional Health Corporation							
59	Public Health Svcs	122.8	121.3	121.3		121.3	121.3	
60	Alcohol & Drug Abuse Svcs	345.2	331.4	331.4		331.4	331.4	
61	Mental Health Services	128.1	126.5	126.5		126.5	126.5	
	* BRU Total	596.1	579.2	579.2		579.2	579.2	
	GF Only!							
	Kawerak Social Services							
62	Kawerak Social Services	381.2	376.5	376.5		376.5	376.5	
	* BRU Total	381.2	376.5	376.5		376.5	376.5	
	GF Only!							
	Tanana Chiefs Conference							
63	Public Health Svcs	244.7	241.7	241.7		241.7	241.7	
64	Alcohol & Drug Abuse Svcs	518.2	497.5	497.5		497.5	497.5	
65	Mental Health Svcs	542.0	535.2	535.2		535.2	535.2	
	* BRU Total	1,304.9	1,274.4	1,274.4		1,274.4	1,274.4	
	GF Only!							
	Tlingit-Haida							
66	Social Services	190.9	188.5	188.5		188.5	188.5	
67	Alcohol & Drug Abuse Svcs	12.4	11.9	11.9		11.9	11.9	
	* BRU Total	203.3	200.4	200.4		200.4	200.4	
	GF Only!							

General Funds Only!

COMPONENT SUMMARY - FY96 OPERATING BUDGET

***** Department of Health and Social Services *****

Page	Budget Component	FY94 Act	FY95 CC	FY95Auth	Gov Org	Gov Amd	House	Gov Amd - House Comparison	
Yukon-Kuskokwim Health Corporation									
68	Public Health Svcs	928.2	916.6	916.6		916.6	916.6		
69	Alcohol & Drug Abuse Svcs	290.0	959.3	959.3		959.3	959.3		
70	Mental Health Svcs	530.9	916.6	916.6		916.6	916.6		
	* BRU Total	1,749.1	2,792.5	2,792.5		2,792.5	2,792.5		
	GF Only!								
State Health Services									
71	Nursing	8,234.5	7,984.3	8,029.8	8,230.7	8,236.5	8,236.5		
72	Women, Infants and Children	1,392.6	1,998.2	2,002.6	2,002.6	2,002.6	2,002.6		
73	Maternal, Child, & Family Hlth	3,267.8	3,388.9	3,588.9	3,550.7	4,150.7	3,750.7	-400.0	-9.6%
74	Laboratory Services	2,596.7	2,832.1	2,860.0	2,853.9	2,853.9	2,491.9	-362.0	-12.7%
75	Public Health Admin Svcs	699.6	657.4	657.4	656.1	656.1	656.1		
76	Epidemiology	1,791.4	1,718.9	1,718.9	1,982.9	1,982.9	1,982.9		
77	EMS Training & Licensing	615.5	484.7	484.7	643.2	643.2	643.2		
78	Bureau of Vital Statistics	890.0	776.4	776.4	770.7	770.7	770.7		
80	Community Health Services		60.6	60.6	60.6	60.6	60.6		
81	Post Mortem Examinations	975.2	831.5	831.5	825.2	825.2	825.2		
82	Home Health Services	1,544.8	1,736.1	1,736.1	1,733.2	1,733.2	1,733.2		
	* BRU Total	22,008.1	22,469.1	22,746.9	23,309.8	23,915.6	23,153.6	-762.0	-3.2%
	GF Only!								
Health Grants									
83	Infant Learning Program Grants	4,331.3	4,221.9	4,221.9	4,221.9	4,221.9	4,221.9		
84	Community Health Grants	1,211.6	1,209.8	1,209.8	1,208.2	1,208.2	1,208.2		
85	EMS Grants	1,569.3	1,555.0	1,555.0	1,556.6	1,556.6	1,556.6		
	* BRU Total	7,112.2	6,986.7	6,986.7	6,986.7	6,986.7	6,986.7		
	GF Only!								
Regional Competitive Grants									
86	Alcohol & Drug Abuse Services				3,323.2				
87	Mental Hlth and Develop. Dis.				2,338.3				
88	Public Health Services				3,447.8				

General Funds Only!

COMPONENT SUMMARY - FY96 OPERATING BUDGET

***** Department of Health and Social Services *****

Page	Budget Component	FY94 Act	FY95 CC	FY95Auth	Gov Org	Gov Amd	House	Gov Amd - House Comparison	
89	Sanitation Services				97.3				
90	Social Services				1,480.2				
	* BRU Total GF Only!				10,686.8				
Alcohol and Drug Abuse Services									
91	Administration	1,221.3	1,029.7	1,079.7	1,029.7	1,029.7	1,029.7		
92	Alcohol Safety Action Program	1,057.1	1,054.1	1,054.1	1,154.1	1,114.1	1,054.1	-60.0	-5.4%
93	Alcohol/Drug Abuse Grants	14,322.5	12,500.9	12,500.9	12,500.9	12,600.9	12,435.0	-165.9	-1.3%
94	CAASA Grants	178.4	177.3	177.3	177.3	527.3	177.3	-350.0	-66.4%
95	Corrections' ADA Services		663.0	663.0	663.0	663.0	663.0		
	* BRU Total GF Only!	16,779.3	15,425.0	15,475.0	15,525.0	15,935.0	15,359.1	-575.9	-3.6%
Community Mental Health Grants									
96	General Comm Mental Hlth Grnts	3,463.4	3,551.4	3,551.4	3,358.3	3,358.3	2,858.3	-500.0	-14.9%
97	Psychiatric Emergency Services	5,244.1	4,999.0	4,999.0	4,999.0	4,999.0	4,999.0		
98	Svcs/Chronically Mentally Ill	12,049.8	11,389.7	11,389.7	11,389.7	11,389.7	10,589.7	-800.0	-7.0%
99	Designated Eval & Treatment	908.0	902.3	902.3	902.3	902.3	1,302.3	400.0	44.3%
100	Seriously Emotionally Dist Yth	6,084.1	6,188.5	6,188.5	6,188.5	6,488.5	6,288.5	-200.0	-3.1%
	* BRU Total GF Only!	27,749.4	27,030.9	27,030.9	26,837.8	27,137.8	26,037.8	-1,100.0	-4.1%
Medicaid Community Mental Health Grants									
	Medicaid Community MH Grants						1,000.0	1,000.0	100.0%
	* BRU Total GF Only!						1,000.0	1,000.0	100.0%
Community Developmental Disabilities Grants									
101	Community DD Grants	20,606.0	20,343.9	20,343.9	20,562.4	20,562.4	20,562.4		
	* BRU Total GF Only!	20,606.0	20,343.9	20,343.9	20,562.4	20,562.4	20,562.4		

General Funds Only!

COMPONENT SUMMARY - FY96 OPERATING BUDGET

***** Department of Health and Social Services *****

Page	Budget Component	FY94 Act	FY95 CC	FY95Auth	Gov Org	Gov Amd	House	Gov Amd - House Comparison	
Institutions and Administration									
102	Mental Health/DD Admin	2,912.9	3,310.0	3,420.7	3,711.4	3,711.4	3,435.7	-275.7	-7.4%
103	Alaska Psychiatric Hospital	10,549.5	8,644.4	8,644.4	8,090.2	8,090.2	7,175.2	-915.0	-11.3%
104	Harborview Development Center	4,389.3	3,595.3	3,595.3	4,844.0	4,844.0	4,550.0	-294.0	6.1%
105	Harborview Correctional Unit		493.8	493.8					
107	Project Choice	178.5							
	* BRU Total	18,030.2	16,043.5	16,154.2	16,645.6	16,645.6	15,160.9	-1,484.7	-8.9%
	GF Only!								
Mental Health Trust Boards									
108	Board on Alcohol. & Drug Abuse				331.8	331.8	331.8		
109	Alaska Mental Health Board				419.2	419.2	379.0	-40.2	-9.6%
	* BRU Total				751.0	751.0	710.8	-40.2	-5.4%
	GF Only!								
Administrative Services									
111	Commissioner's Office	587.7	571.6	571.6	504.4	579.4	499.7	-79.7	-13.8%
112	Regulatory Compliance	43.8	98.2	98.2					
113	Audit	330.9							
114	Personnel and Payroll	674.7	642.3	642.9	741.7	741.7	741.7		
115	Administrative Support Svcs	2,346.9	2,181.2	2,181.2	2,181.8	2,181.8	2,181.8		
116	Governor's Cncl/Disabilities	18.1	25.5	25.5					
117	Planning and Development	186.2	255.4	255.4					
119	Alaska Mental Health Board	388.2	409.7	414.9					
120	Health Plan. & Facilities Mgmt				349.2	424.2	255.4	-168.8	-39.8%
	* BRU Total	4,576.5	4,183.9	4,189.7	3,777.1	3,927.1	3,678.6	-248.5	-6.3%
	GF Only!								
	*** Total Agency Expenditures	428,518.7	441,684.9	441,448.4	469,200.0	470,522.4	359,232.0	-111,290.4	-23.7%
	GF Only!								

General Funds Only!

COMPONENT SUMMARY - FY96 OPERATING BUDGET

***** Department of Health and Social Services *****

<u>Page</u>	<u>Bucket Component</u>	<u>FY94 Act</u>	<u>FY95 CC</u>	<u>FY95Auth</u>	<u>Gov Org</u>	<u>Gov Amd</u>	<u>House</u>	<u>Gov Amd - House</u> <u>Comparison</u>
***	Total Agency Funding							
	GF Only!							
	General Fund	428,518.7	441,684.9	441,448.4	469,200.0	470,522.4	359,232.0	-111,290.4 -23.7%

1 Way Comparison: Gov Amd to House - Expenditures, Positions, & Funding - FY96 Operating Budget

***** Department of Health and Social Services *****

<u>VTID Title</u>	<u>Funding</u>	<u>TrnType</u>	<u>Total Exp</u>	<u>Pers Svc</u>	<u>Travel</u>	<u>Contract</u>	<u>Supplies</u>	<u>Equip</u>	<u>Land/Bld</u>	<u>Grant</u>	<u>Misc</u>	<u>PII</u>	<u>PII</u>	<u>Imp</u>
Assistance Payments														
<u>AFDC</u>														
Savings fr fraud investigators		Dec	-220.0	0.0	0.0	0.0	0.0	0.0	0.0	-220.0	0.0	0.0	0.0	0.0
1002 Fed Rcpts	-110.0													
1003 G/F Match	-110.0													
* Component Total *			-220.0	0.0	0.0	0.0	0.0	0.0	0.0	-220.0	0.0	0.0	0.0	0.0
** BRU Total **			-220.0	0.0	0.0	0.0	0.0	0.0	0.0	-220.0	0.0	0.0	0.0	0.0
Medical Assistance														
<u>Medicaid Non-Facility</u>														
Deny Optional Medicaid funding		Dec	-4000.0	0.0	0.0	0.0	0.0	0.0	0.0	-4000.0	0.0	0.0	0.0	0.0
1002 Fed Rcpts	-2000.0													
1004 Gen Fund	-2000.0													
Allow 11% growth		Dec	-2423.2	0.0	0.0	0.0	0.0	0.0	0.0	-2423.2	0.0	0.0	0.0	0.0
1002 Fed Rcpts	-1211.6													
1003 G/F Match	-1211.6													
Refinancing fr mental health		FndChg	0.0	0.0	0.0	0.0	0.0	0.0	0.0	0.0	0.0	0.0	0.0	0.0
1003 G/F Match	-1000.0													
1007 I/A Rcpts	1000.0													
No rate incr:Phys. or dentists		Dec	-2000.0	0.0	0.0	0.0	0.0	0.0	0.0	-2000.0	0.0	0.0	0.0	0.0
1002 Fed Rcpts	-1000.0													
1003 G/F Match	-1000.0													
* Component Total *			-8423.2	0.0	0.0	0.0	0.0	0.0	0.0	-8423.2	0.0	0.0	0.0	0.0
<u>Medicaid Facilities</u>														
Allow 11% growth		Dec	-1484.4	0.0	0.0	0.0	0.0	0.0	0.0	-1484.4	0.0	0.0	0.0	0.0
1002 Fed Rcpts	-742.2													
1003 G/F Match	-742.2													
* Component Total *			-1484.4	0.0	0.0	0.0	0.0	0.0	0.0	-1484.4	0.0	0.0	0.0	0.0
<u>General Relief Medical</u>														
Allow 11% growth		Dec	-112.4	0.0	0.0	0.0	0.0	0.0	0.0	-112.4	0.0	0.0	0.0	0.0
1004 Gen Fund	-112.4													
* Component Total *			-112.4	0.0	0.0	0.0	0.0	0.0	0.0	-112.4	0.0	0.0	0.0	0.0

1 Way Comparison: Gov Amd to House - Expenditures, Positions, & Funding - FY96 Operating Budget

***** Department of Health and Social Services *****

VFID Title	Funding	TrnType	Total Exp	Pers Svc	Travel	Contract	Supplies	Equip	Land/Bld	Grant	Misc	PFT	PPI	Imp
<u>Medicaid State Programs</u>														
Deny increment		Dec	-350.0	0.0	0.0	-350.0	0.0	0.0	0.0	0.0	0.0	0.0	0.0	0.0
1002 Fed Rcpts	-175.0													
1003 G/F Match	-175.0													
* Component Total *			-350.0	0.0	0.0	-350.0	0.0	0.0	0.0	0.0	0.0	0.0	0.0	0.0
<u>Waivers Services</u>														
Slow waiver implementation		Dec	-1793.2	0.0	0.0	0.0	0.0	0.0	0.0	-1793.2	0.0	0.0	0.0	0.0
1002 Fed Rcpts	-896.6													
1003 G/F Match	-896.6													
* Component Total *			-1793.2	0.0	0.0	0.0	0.0	0.0	0.0	-1793.2	0.0	0.0	0.0	0.0
** BRU Total **			-12163.2	0.0	0.0	-350.0	0.0	0.0	0.0	-11813.2	0.0	0.0	0.0	0.0
Public Assistance Admin														
<u>Public Assistance Admin</u>														
Accept % incr fr FY95 auth'		Dec	-60.0	-60.0	0.0	0.0	0.0	0.0	0.0	0.0	0.0	0.0	0.0	0.0
1002 Fed Rcpts	70.0													
1004 Gen Fund	-130.0													
* Component Total *			-60.0	-60.0	0.0	0.0	0.0	0.0	0.0	0.0	0.0	0.0	0.0	0.0
<u>Fraud Investigation</u>														
Savings predicted fr increase		Inc	116.8	116.8	0.0	0.0	0.0	0.0	0.0	0.0	0.0	0.0	0.0	0.0
1002 Fed Rcpts	58.4													
1003 G/F Match	58.4													
* Component Total *			116.8	116.8	0.0	0.0	0.0	0.0	0.0	0.0	0.0	0.0	0.0	0.0
<u>Alaska Work Programs</u>														
Deny increment		Dec	-190.0	0.0	0.0	-190.0	0.0	0.0	0.0	0.0	0.0	0.0	0.0	0.0
1004 Gen Fund	-190.0													
Deny increment		Dec	-651.0	0.0	0.0	0.0	0.0	0.0	0.0	-651.0	0.0	0.0	0.0	0.0
1004 Gen Fund	-651.0													
Deny fund change		FndChg	0.0	0.0	0.0	0.0	0.0	0.0	0.0	0.0	0.0	0.0	0.0	0.0
1002 Fed Rcpts	500.0													
1004 Gen Fund	-500.0													
Deny fund change		FndChg	0.0	0.0	0.0	0.0	0.0	0.0	0.0	0.0	0.0	0.0	0.0	0.0

Way Comparison: Gov Amd to House - Expenditures, Positions, & Funding - FY96 Operating Budget

***** Department of Health and Social Services *****

VTID Title	Funding	TrnType	Total Exp	Pers Svc	Travel	Contract	Supplies	Equip	Land/Bld	Grant	Misc	PII	PPI	Temp
Deny fund change (cont'd)														
1003 G/F Match	-439.0													
1004 Gen Fund	439.0													
* Component Total *			-841.0	0.0	0.0	-190.0	0.0	0.0	0.0	-651.0	0.0	0.0	0.0	0.0
** BRU Total **			-784.2	56.8	0.0	-190.0	0.0	0.0	0.0	-651.0	0.0	0.0	0.0	0.0
Medical Assistance Admin														
<u>Claims Processing</u>														
Deny increase		Dec	-171.3	0.0	0.0	-171.3	0.0	0.0	0.0	0.0	0.0	0.0	0.0	0.0
1003 G/F Match	-171.3													
* Component Total *			-171.3	0.0	0.0	-171.3	0.0	0.0	0.0	0.0	0.0	0.0	0.0	0.0
** BRU Total **			-171.3	0.0	0.0	-171.3	0.0	0.0	0.0	0.0	0.0	0.0	0.0	0.0
Purchased Services														
<u>Foster Care</u>														
Formula increment		Inc	50.0	0.0	0.0	0.0	0.0	0.0	0.0	50.0	0.0	0.0	0.0	0.0
1004 Gen Fund	50.0													
* Component Total *			50.0	0.0	0.0	0.0	0.0	0.0	0.0	50.0	0.0	0.0	0.0	0.0
<u>Subsidized Adoptions/Guardians</u>														
Incr Title IVE to supplant GF		FndChg	0.0	0.0	0.0	0.0	0.0	0.0	0.0	0.0	0.0	0.0	0.0	0.0
1002 Fed Rcpts	100.0													
1003 G/F Match	100.0													
1004 Gen Fund	-200.0													
* Component Total *			0.0	0.0	0.0	0.0	0.0	0.0	0.0	0.0	0.0	0.0	0.0	0.0
** BRU Total **			50.0	0.0	0.0	0.0	0.0	0.0	0.0	50.0	0.0	0.0	0.0	0.0
Family and Youth Services														
<u>Southcentral Region</u>														
Maintain FY95 level of Soc Wrk		Dec	-263.6	-253.6	0.0	-10.0	0.0	0.0	0.0	0.0	0.0	4.0	0.0	0.0
1004 Gen Fund	-263.6													

1 Way Comparison: Gov Amd to House - Expenditures, Positions, & Funding - FY96 Operating Budget

***** Department of Health and Social Services *****

VTID Title	Funding	TrnType	Total Exp	Pers Svc	Travel	Contract	Supplies	Equip	Land/Bld	Grant	Misc	PFT	PPT	Imp
* Component Total *			-263.0	-253.6	0.0	-10.0	0.0	0.0	0.0	0.0	0.0	-4.0	0.0	0.0
<u>Northern Region</u>														
Maintain FY95 level of Soc Wrk 1004 Gen Fund	-53.5	Dec	-53.5	-23.5	0.0	-30.0	0.0	0.0	0.0	0.0	0.0	0.0	0.0	0.0
* Component Total *			-53.5	-23.5	0.0	-30.0	0.0	0.0	0.0	0.0	0.0	0.0	0.0	0.0
<u>Southeastern Region</u>														
Maintain FY95 level of Soc Wrk 1004 Gen Fund	-33.4	Dec	-33.4	-23.4	0.0	-10.0	0.0	0.0	0.0	0.0	0.0	0.0	0.0	0.0
* Component Total *			-33.4	-23.4	0.0	-10.0	0.0	0.0	0.0	0.0	0.0	0.0	0.0	0.0
** BRU Total **			-350.5	-300.5	0.0	-50.0	0.0	0.0	0.0	0.0	0.0	-4.0	0.0	0.0
Youth Facility Services														
<u>Fairbanks Youth Facility</u>														
Maintain staffing @ FY95 level 1004 Gen Fund	-37.1	Dec	-37.1	-37.1	0.0	0.0	0.0	0.0	0.0	0.0	0.0	0.0	0.0	0.0
* Component Total *			-37.1	-37.1	0.0	0.0	0.0	0.0	0.0	0.0	0.0	0.0	0.0	0.0
<u>Johnson Youth Center</u>														
Maintain staffing @ FY95 level 1004 Gen Fund	-81.0	Dec	-81.0	-81.0	0.0	0.0	0.0	0.0	0.0	0.0	0.0	0.0	0.0	0.0
* Component Total *			-81.0	-81.0	0.0	0.0	0.0	0.0	0.0	0.0	0.0	0.0	0.0	0.0
** BRU Total **			-118.1	-118.1	0.0	0.0	0.0	0.0	0.0	0.0	0.0	0.0	0.0	0.0
Human Svcs Comm Matching Grant														
<u>Human Svcs Comm Matching Grant</u>														
10% reduction fr FY95 Auth 1004 Gen Fund	-177.0	Dec	-177.0	0.0	0.0	0.0	0.0	0.0	0.0	-177.0	0.0	0.0	0.0	0.0
* Component Total *			-177.0	0.0	0.0	0.0	0.0	0.0	0.0	-177.0	0.0	0.0	0.0	0.0
** BRU Total **			-177.0	0.0	0.0	0.0	0.0	0.0	0.0	-177.0	0.0	0.0	0.0	0.0

1 Way Comparison: Gov And to House - Expenditures, Positions, & Funding - FY96 Operating Budget

* * * * * Department of Health and Social Services * * * * *

<u>VTID Title</u>	<u>Funding</u>	<u>TrnType</u>	<u>Total Exp</u>	<u>Pers Svc</u>	<u>Travel</u>	<u>Contract</u>	<u>Supplies</u>	<u>Equip</u>	<u>Land/Bld</u>	<u>Grant</u>	<u>Misc</u>	<u>PFT</u>	<u>PPT</u>	<u>Imp</u>
State Health Services														
<u>Maternal, Child, & Family Hlth</u>														
Add one Healthy Families site		Dec	-400.0	0.0	0.0	0.0	0.0	0.0	0.0	-400.0	0.0	0.0	0.0	0.0
1004 Gen Fund	-400.0													
* Component Total *			-400.0	0.0	0.0	0.0	0.0	0.0	0.0	-400.0	0.0	0.0	0.0	0.0
<u>Laboratory Services</u>														
Unrealized GF/Prm rctp auth.		Dec	-362.0	-362.0	0.0	0.0	0.0	0.0	0.0	0.0	0.0	0.0	0.0	0.0
1005 GF/Prm	-362.0													
* Component Total *			-362.0	-362.0	0.0	0.0	0.0	0.0	0.0	0.0	0.0	0.0	0.0	0.0
<u>EMS Training & Licensing</u>														
Technical adjustment		Dec	-19.0	0.0	0.0	0.0	0.0	0.0	0.0	0.0	-19.0		0.0	0.0
1007 I/A Rcpts	12.0													
1055 IA/OIL HAZ	-31.0													
* Component Total *			-19.0	0.0	0.0	0.0	0.0	0.0	0.0	0.0	-19.0	0.0	0.0	0.0
** BRU Total **			-781.0	-362.0	0.0	0.0	0.0	0.0	0.0	-400.0	-19.0	0.0	0.0	0.0
Alcohol & Drug Abuse Svcs														
<u>Alcohol Safety Action Program</u>														
Reduce fr FY95 Auth/1/2 board		Dec	-60.0	0.0	0.0	0.0	0.0	0.0	0.0	-60.0	0.0	0.0	0.0	0.0
1004 Gen Fund	-60.0													
* Component Total *			-60.0	0.0	0.0	0.0	0.0	0.0	0.0	-60.0	0.0	0.0	0.0	0.0
<u>Alcohol/Drug Abuse Grants</u>														
Reduce fr FY95 Auth/1/2 board		Dec	-165.9	0.0	0.0	0.0	0.0	0.0	0.0	-165.9	0.0	0.0	0.0	0.0
1037 GF/MI	-165.9													
* Component Total *			-165.9	0.0	0.0	0.0	0.0	0.0	0.0	-165.9	0.0	0.0	0.0	0.0
<u>CAASA Grants</u>														
Reduce fr FY95 Auth/1/2 board		Dec	-350.0	0.0	0.0	0.0	0.0	0.0	0.0	-350.0	0.0	0.0	0.0	0.0
1004 Gen Fund	-350.0													
* Component Total *			-350.0	0.0	0.0	0.0	0.0	0.0	0.0	-350.0	0.0	0.0	0.0	0.0

1 Way Comparison: Gov Amd to House - Expenditures, Positions, & Funding - FY96 Operating Budget

***** Department of Health and Social Services *****

VTID Title	Funding	TrnType	Total Exp	Pers Svc	Travel	Contract	Supplies	Equip	Land/Bld	Grant	Misc	PFI	PPT	Imp
** BRU Total **			-575.9	0.0	0.0	0.0	0.0	0.0	0.0	-575.9	0.0	0.0	0.0	0.0
Community Mental Health Grants														
<u>General Comm Mental Hlth Grnts</u>														
Medicaid refinancing		Dec	-500.0	0.0	0.0	0.0	0.0	0.0	0.0	-500.0	0.0	0.0	0.0	0.0
1037 GF/MH	-500.0													
* Component Total *			-500.0	0.0	0.0	0.0	0.0	0.0	0.0	-500.0	0.0	0.0	0.0	0.0
<u>Svcs/Chronically Mentally Ill</u>														
Medicaid refinancing		Dec	-800.0	0.0	0.0	0.0	0.0	0.0	0.0	-800.0	0.0	0.0	0.0	0.0
1037 GF/MH	-800.0													
* Component Total *			-800.0	0.0	0.0	0.0	0.0	0.0	0.0	-800.0	0.0	0.0	0.0	0.0
<u>Designated Eval & Treatment</u>														
Xfer fr APH:60-80 patients/day		TrIn	400.0	0.0	0.0	0.0	0.0	0.0	0.0	400.0	0.0	0.0	0.0	0.0
1037 GF/MH	400.0													
* Component Total *			400.0	0.0	0.0	0.0	0.0	0.0	0.0	400.0	0.0	0.0	0.0	0.0
<u>Seriously Emotionally Dist Yth</u>														
Medicaid refinancing		Dec	-200.0	0.0	0.0	0.0	0.0	0.0	0.0	-200.0	0.0	0.0	0.0	0.0
1037 GF/MH	-200.0													
* Component Total *			-200.0	0.0	0.0	0.0	0.0	0.0	0.0	-200.0	0.0	0.0	0.0	0.0
** BRU Total **			-1100.0	0.0	0.0	0.0	0.0	0.0	0.0	-1100.0	0.0	0.0	0.0	0.0
Medicaid Community MH Grants														
<u>Medicaid Community MH Grants</u>														
GF/MH to match new Medicaid \$		Inc	1000.0	0.0	0.0	0.0	0.0	0.0	0.0	1000.0	0.0	0.0	0.0	0.0
1037 GF/MH	1000.0													
* Component Total *			1000.0	0.0	0.0	0.0	0.0	0.0	0.0	1000.0	0.0	0.0	0.0	0.0
** BRU Total **			1000.0	0.0	0.0	0.0	0.0	0.0	0.0	1000.0	0.0	0.0	0.0	0.0

1 Way Comparison: Gov Amd to House - Expenditures, Positions, & Funding - FY96 Operating Budget

***** Department of Health and Social Services *****

VTID Title	Funding	TrnType	Total Exp	Pers Svc	Travel	Contract	Supplies	Equip	Land/Bld	Grant	Misc	PFT	PPT	Temp
Institutions & Administration														
<u>Mental Health/DD Admin</u>														
Deny transfer and \$ to AMMB		Dec	-275.7	-175.7	-25.0	-75.0	0.0	0.0	0.0	0.0	0.0	0.0	0.0	0.0
1037 GF/MH	-275.7													
* Component Total *			-275.7	-175.7	-25.0	-75.0	0.0	0.0	0.0	0.0	0.0	0.0	0.0	0.0
<u>Alaska Psychiatric Hospital</u>														
Xfer to CMH GR/Des Eval & Trt		TrOut	-400.0	0.0	0.0	0.0	0.0	0.0	0.0	-400.0	0.0	0.0	0.0	0.0
1037 GF/MH	-400.0													
APH @ 60-80 patient/day		Dec	-515.0	-200.0	0.0	-200.0	-115.0	0.0	0.0	0.0	0.0	0.0	0.0	0.0
1037 GF/MH	-515.0													
* Component Total *			-915.0	-200.0	0.0	-200.0	-115.0	0.0	0.0	-400.0	0.0	0.0	0.0	0.0
<u>Harborview Development Center</u>														
Three year phase-out		Dec	-294.0	-194.0	0.0	-100.0	0.0	0.0	0.0	0.0	0.0	0.0	0.0	0.0
1037 GF/MH	-294.0													
* Component Total *			-294.0	-194.0	0.0	-100.0	0.0	0.0	0.0	0.0	0.0	0.0	0.0	0.0
** BRU Total **			-1484.7	-569.7	-25.0	-375.0	-115.0	0.0	0.0	-400.0	0.0	0.0	0.0	0.0
Mental Health Trust Boards														
<u>Alaska Mental Health Board</u>														
Reduction for one time item		Dec	-40.2	0.0	0.0	-40.2	0.0	0.0	0.0	0.0	0.0	0.0	0.0	0.0
1037 GF/MH	-40.2													
* Component Total *			-40.2	0.0	0.0	-40.2	0.0	0.0	0.0	0.0	0.0	0.0	0.0	0.0
** BRU Total **			-40.2	0.0	0.0	-40.2	0.0	0.0	0.0	0.0	0.0	0.0	0.0	0.0
Administrative Services														
<u>Commissioner's Office</u>														
Deny increment		Dec	-79.7	-70.0	-3.0	-5.7	-1.0	0.0	0.0	0.0	0.0	-1.0	0.0	0.0
1004 Gen Fund	-79.7													
* Component Total *			-79.7	-70.0	-3.0	-5.7	-1.0	0.0	0.0	0.0	0.0	-1.0	0.0	0.0

1 Way Comparison: Gov Amd to House - Expenditures, Positions, & Funding - FY96 Operating Budget

***** Department of Health and Social Services *****

<u>VTID Title</u>	<u>Funding</u>	<u>TrnType</u>	<u>Total Exp</u>	<u>Pers Svc</u>	<u>Travel</u>	<u>Contract</u>	<u>Supplies</u>	<u>Equip</u>	<u>Land/Bld</u>	<u>Grant</u>	<u>Misc</u>	<u>PFT</u>	<u>PPT</u>	<u>Imp</u>
<u>Health Plan. & Facilities Mgmt</u>														
Deny increments		Dec	-78.8	-78.8	0.0	0.0	0.0	0.0	0.0	0.0	0.0	0.0	0.0	0.0
1002 Fed Rcpts														
1004 Gen Fund														
* Component Total *			-78.8	-78.8	0.0	0.0	0.0	0.0	0.0	0.0	0.0	0.0	0.0	0.0
** BRU Total **			-158.5	-148.8	-3.0	-5.7	-1.0	0.0	0.0	0.0	0.0	-1.0	0.0	0.0
*** Agency Total ***			-17074.6	-1442.3	-28.0	-1182.2	-116.0	0.0	0.0	-14287.1	-19.0	-5.0	0.0	0.0

Labor

AMENDMENT #1
labor

*failed
3-7*

OFFERED IN THE HOUSE

BY REPRESENTATIVE BROWN

ADD

Department of Labor

BRU: Labor Standards and Safety

Component: Occupational Safety and Health 302.8 GF
(Mitigation Account)

188.1 GF/PR

ROLL CALL
HOUSE FINANCE COMMITTEE

MEETING OF 3/29/75

SUBJECT Labor 1

MEMBER	YES	NO
GRUSSENDORF	✓	
KELLY		
KOHRING		✓
MARTIN		✓
MULDER		✓
NAVARRE	✓	
PARNELL		✓
THERRIault		✓
BROWN	✓	
FOSTER		✓
HANLEY		✓
TOTAL		

PASSED: _____

FAILED: 3-7

AMENDMENT #2
Labor

Held
10/4

OFFERED IN THE HOUSE

BY REPRESENTATIVE BROWN

ADD

Department of Labor

BRU: Administrative Services

Component: Labor Market Information 80.0 GF (Mitigation Account)

AGENCY TOTALS - FY96 OPERATING BUDGET

***** Department of Labor *****

Gov Amd - House
Comparison

	<u>FY94 Act</u>	<u>FY95 CC</u>	<u>FY95Auth</u>	<u>Gov Ora</u>	<u>Gov Amd</u>	<u>House</u>		
Total for Agency	56,185.4	59,358.8	59,288.9	62,038.0	62,198.0	61,511.5	-686.5	-1.1%

Objects of Expenditure:

Personal Services	36,075.7	37,260.8	37,062.7	38,555.0	38,692.3	38,591.4	-100.9	-.3%
Travel	1,038.0	1,249.6	1,243.6	1,296.0	1,298.1	1,297.1	-1.0	-.1%
Contractual	14,119.8	15,759.8	15,673.5	15,993.2	16,008.0	16,000.6	-7.4	-.0%
Commodities	774.1	815.5	815.5	1,018.0	1,023.8	838.6	-185.2	-18.1%
Equipment	1,027.6	546.7	542.8	632.6	632.6	632.6		
Lands/Buildings	0.0	0.0	0.0	0.0	0.0	0.0		
Grants, Claims	3,150.2	3,950.8	3,950.8	4,543.2	4,543.2	4,543.2		
Miscellaneous	0.0	-224.4	0.0	0.0	0.0	-392.0	-392.0	

Funding Sources:

1002 Fed Rcpts	32,486.2	33,516.8	33,516.8	35,539.3	35,539.3	35,512.9	-26.4	-.1%
1003 G/F Match	1,412.1	1,664.3	1,664.3	1,716.4	1,716.4	1,690.0	-26.4	-1.5%
1004 Gen Fund	7,024.0	6,872.0	6,801.8	6,800.7	6,960.7	6,515.1	-445.6	-6.4%
1005 GF/Prgm	839.1	917.4	917.4	1,080.2	1,080.2	892.1	-188.1	-17.4%
1007 I/A Rcpts	7,604.2	8,116.3	8,116.6	8,137.4	8,137.4	8,146.9	9.5	.1%
1031 Sec Injury	2,225.9	2,472.4	2,472.4	2,831.7	2,831.7	2,831.7		
1032 Dis Fisher	668.6	1,290.7	1,290.7	1,290.7	1,290.7	1,290.7		
1049 Trng/Bldg	453.9	634.4	634.4	634.4	634.4	634.4		
1054 Empl Trng	3,467.8	3,648.5	3,648.5	3,781.2	3,781.2	3,781.2		
1055 IA/OIL HAZ	3.6	9.5	9.5	9.5	9.5	0.0	-9.5	-100.0%
1061 CIP Rcpts	0.0	216.5	216.5	216.5	216.5	216.5		

Positions:

Perm Full Time	589.0	614.0	612.0	668.0	670.0	671.0	1.0	.1%
Perm Part Time	125.0	130.0	130.0	47.0	47.0	47.0		
Non-Perm	0.0	1.0	1.0	0.0	0.0	0.0		

COMPONENT SUMMARY - FY95 OPERATING BUDGET

* * * * * Department of Labor * * * * *

Page	Budget Component	FY94 Act	FY95 CC	FY95Auth	Gov Org	Gov Amd	House	Gov Amd - House Comparison	
Employment Security									
1	Employment/Unemployment Svs	30,961.8	31,912.0	31,912.0	33,657.4	33,657.4	33,657.4		
2	Alaska Work Programs	1,462.0	1,612.5	1,612.5	1,638.2	1,638.2	1,638.2		
3	Governor's Committee on Employ	46.0	42.5	42.5	42.6	42.6	42.6		
4	State Training Employment Prog	3,467.8	3,648.5	3,648.5	3,781.2	3,781.2	3,781.2		
	* BRU Total	35,937.6	37,215.5	37,215.5	39,119.4	39,119.4	39,119.4		
Data Processing									
5	Data Processing	2,549.1	2,712.0	2,712.0	2,617.1	2,617.1	2,527.9	-89.2	-3.4%
	* BRU Total	2,549.1	2,712.0	2,712.0	2,617.1	2,617.1	2,527.9	-89.2	-3.4%
Administrative Services									
6	Management Services	2,270.7	2,262.2	2,262.5	2,256.1	2,256.1	2,256.1		
7	Labor Market Information	2,755.0	2,954.6	2,954.6	3,294.8	3,454.8	3,374.8	-80.0	-2.3%
	* BRU Total	5,025.7	5,216.8	5,217.1	5,550.9	5,710.9	5,630.9	-80.0	-1.4%
Office of the Commissioner									
8	Commissioner's Office	532.5	702.3	632.1	482.3	482.3	482.3		
9	Alaska Labor Relations Agency	301.8	309.4	309.4	325.2	325.2	325.2		
	* BRU Total	834.3	1,011.7	941.5	807.5	807.5	807.5		
Fishermens Fund									
10	Fishermens Fund	668.6	1,290.7	1,290.7	1,290.7	1,290.7	1,290.7		
	* BRU Total	668.6	1,290.7	1,290.7	1,290.7	1,290.7	1,290.7		
Workers' Compensation									
11	Workers' Compensation	4,700.7	5,161.7	5,161.7	5,514.7	5,514.7	5,514.7		
	* BRU Total	4,700.7	5,161.7	5,161.7	5,514.7	5,514.7	5,514.7		
Labor Standards and Safety									
12	Wage and Hour Administration	1,620.0	1,672.5	1,672.5	1,608.6	1,608.6	1,608.6		
13	Mechanical Inspection	1,547.9	1,644.7	1,644.7	1,880.2	1,880.2	1,880.2		
14	Occupational Safety and Health	3,209.6	3,326.4	3,326.4	3,542.1	3,542.1	3,024.8	-517.3	-14.6%
15	Alaska Safety Advisory Council	91.9	106.8	106.8	106.8	106.8	106.8		
	* BRU Total	6,469.4	6,750.4	6,750.4	7,137.7	7,137.7	6,620.4	-517.3	-7.2%

COMPONENT SUMMARY - FY95 OPERATING BUDGET

***** Department of Labor *****

<u>Page</u>	<u>Budget Component</u>	<u>FY94 Act</u>	<u>FY95 CC</u>	<u>FY95Auth</u>	<u>Gov Org</u>	<u>Gov Amd</u>	<u>House</u>	<u>Gov Amd - House Comparison</u>	
***	Total Agency Expenditures	56,185.4	59,358.8	59,288.9	62,038.0	62,198.0	61,511.5	-686.5	-1.1%
***	Total Agency Funding								
	Fed. Receipt	32,486.2	33,516.8	33,516.8	35,539.3	35,539.3	35,512.9	-26.4	-.1%
	General Fund	9,275.2	9,453.7	9,383.5	9,597.3	9,757.3	9,097.2	-660.1	-6.8%
	Other Funds	14,424.0	16,388.3	16,388.6	16,901.4	16,901.4	16,901.4		

1 Way Comparison: Gov And to House - Expenditures, Positions, & Funding - FY96 Operating Budget

***** Department of Labor *****

VTID Title	Funding	TrnType	Total Exp	Pers Svc	Travel	Contract	Supplies	Equip	Land/Bld	Grant	Misc	PFT	PPT	Tmp
Data Processing														
<u>Data Processing</u>														
Cut General Funds		Dec	-89.2	0.0	0.0	0.0	0.0	0.0	0.0	0.0	-89.2	0.0	0.0	0.0
1004 Gen Fund	-89.2													
* Component Total *			-89.2	0.0	0.0	0.0	0.0	0.0	0.0	0.0	-89.2	0.0	0.0	0.0
** BRU Total **			-89.2	0.0	0.0	0.0	0.0	0.0	0.0	0.0	-89.2	0.0	0.0	0.0
Administrative Services														
<u>Labor Market Information</u>														
Fund 1/2 of State Data Cen Inc		Dec	-80.0	-68.7	-1.0	-7.4	-2.9	0.0	0.0	0.0	0.0	1.0	0.0	0.0
1004 Gen Fund	-80.0													
* Component Total *			-80.0	-68.7	-1.0	-7.4	-2.9	0.0	0.0	0.0	0.0	1.0	0.0	0.0
** BRU Total **			-80.0	-68.7	-1.0	-7.4	-2.9	0.0	0.0	0.0	0.0	1.0	0.0	0.0
Office of the Commissioner														
<u>Commissioner's Office</u>														
Fund change 1055 to 1007		FndChg	0.0	0.0	0.0	0.0	0.0	0.0	0.0	0.0	0.0	0.0	0.0	0.0
1007 I/A Rcpts	9.5													
1055 IA/OIL HAZ	-9.5													
* Component Total *			0.0	0.0	0.0	0.0	0.0	0.0	0.0	0.0	0.0	0.0	0.0	0.0
** BRU Total **			0.0	0.0	0.0	0.0	0.0	0.0	0.0	0.0	0.0	0.0	0.0	0.0
Labor Standards and Safety														
<u>Occupational Safety and Health</u>														
Reduce GF funding		Dec	-276.4	0.0	0.0	0.0	0.0	0.0	0.0	0.0	-276.4	0.0	0.0	0.0
1004 Gen Fund	-276.4													
No funds for Federal Registers		Dec	-182.3	0.0	0.0	0.0	-182.3	0.0	0.0	0.0	0.0	0.0	0.0	0.0
1005 GF/Prgm	-182.3													
Deny Pub Tech II position		Dec	-32.2	-32.2	0.0	0.0	0.0	0.0	0.0	0.0	0.0	0.0	0.0	0.0
1002 Fed Rcpts	-26.4													

1 Way Comparison: Gov Amd to House - Expenditures, Positions, & Funding - FY96 Operating Budget

***** Department of Labor *****

<u>VTID Title</u>	<u>Funding</u>	<u>TrnType</u>	<u>Total Exp</u>	<u>Pers Svc</u>	<u>Travel</u>	<u>Contract</u>	<u>Supplies</u>	<u>Equip</u>	<u>Land/Bld</u>	<u>Grant</u>	<u>Misc</u>	<u>PFT</u>	<u>PPT</u>	<u>Imp</u>
Deny Pub Tech II position (cont'd)														
1003 G/F Match	-26.4													
1004 Gen Fund	26.4													
1005 GF/Prgm	-5.8													
Reduce GF funds		Dec	-26.4	0.0	0.0	0.0	0.0	0.0	0.0	0.0	-26.4	0.0	0.0	0.0
1004 Gen Fund	-26.4													
* Component Total *			-517.3	-32.2	0.0	0.0	-182.3	0.0	0.0	0.0	-302.8	0.0	0.0	0.0
** BRU Total **			-517.3	-32.2	0.0	0.0	-182.3	0.0	0.0	0.0	-302.8	0.0	0.0	0.0
*** Agency Total ***			-686.5	-100.9	-1.0	-7.4	-185.2	0.0	0.0	0.0	-392.0	1.0	0.0	0.0

DEPARTMENT OF LABOR FY96 BUDGET			
SUBCOMMITTEE CHAIR RECOMMENDATIONS			
Accept Governor's Amended Budget except for the following:			
DATA PROCESSING BRU			
Data Processing Component			
89.20	Reduce GF for data processing		
ADMINISTRATIVE SERVICES BRU			
Labor Market Information			
80.00	Reduce GF for State Data Center request		
LABOR STANDARDS AND SAFETY BRU			
Occupational Safety and Health Component			
276.40	Reduce GF non match funds		
182.30	Reduce GF federal program resale		
26.40	Reduce GF match for Pub Tech.		
5.80	GF/PR for sales of federal publication		
DEPARTMENT OF LABOR			
Agency Total Reduction from Gov Amd			
660.10	Reduction of GF and GF/PR		
FY96 General Fund			
9,757.30	FY96 Gov. Amd General Funds		
660.10	FY96 Proposed General Fund Reductions		
9,097.20	FY96 House General Fund Total		
FY96 Total Funds			
35,539.30	Federal Receipts	57.14%	
9,757.30	General Funds	15.69%	
16,901.40	Other Funds	27.17%	
62,198.00	Total All Funds	100.00%	
We were not able to accomplish the fund source change for the Alaska Safety Advisory Council without statutory change.			
We'll try again next year			

Law

AMENDMENT TO CSHB 100
Offered in House Finance Committee

1 Law
Adopt
Nolohy

BY REPRESENTATIVE PARNELL

DELETE

Department of Health and Social Services
Medical Assistance BRU
Waivers Services Component
DELETE "2,844.3 general funds"
INSERT "2,256.3 general funds"

Department of Health and Social Services
Medical Assistance BRU
Medicaid Non-facility Component
DELETE "66,658.6 general funds"
INSERT "66,473.6 general funds"

Department of Health and Social Services
Medical Assistance BRU
Medicaid Facility Component
DELETE "72,967.9 general funds"
INSERT "72,765.9 general funds"

Department of Health and Social Services
Medical Assistance BRU
General Relief Medical Component
DELETE "7,237.1 general funds"
INSERT "7,211.1 general funds"

ADD

Department of Law
Legal Services BRU
Operations Component
DELETE "2,807.9 general funds"
"12,670.3 I/A receipts"
INSERT "4,317.1 general funds"
"11,161.1 I/A receipts"

Department of Law
Environmental Law BRU
Exxon Valdez Litigation Component
DELETE "435.0 general funds"
INSERT "369.2 general funds"

Department of Law

Environmental Law BRU

Environmental Compliance Component

DELETE "733.7 general funds"

INSERT "398.3 general funds"

(Position counts in Operations Component should be adjusted accordingly)

EXPLANATION: \$448,000 GF reduction in Waivers Services results from an additional slowing of the Older Alaskans (OA) waiver. The waiver program has slowed well below predictions. Seventy-four new OA waiver slots will be filled in FY96. As well, the base amount for the other waivers is incorrect due to slower implementation. A corrected base results in an additional \$140,000 reduction. This will not result in any decrease in service in FY96. See attached spreadsheets.

Medicaid Non-facility, Medicaid Facility and General Relief Medical will manage a 10.6 % formula growth in FY96, resulting in a \$412,000 savings.

The addition to Operations component in Department of Law will allow the Attorney General to continue work in the areas of child protection and natural resources.

State of Alaska
Division of Medical Assistance
Waiver Services
FY96 Projections

	Revised for FY94 Actual and FY95 expected activity				Revised for FY94 Actual and FY95 Actual Year to date			
	CCMC	ICF/MR	APD	Total	CCMC	ICF/MR	APD	Total
FY94								
# of individuals	9	23	2	34	9	23	2	34
Avg Annual Cost	21,000	35,000	35,000	91,000	21,000	35,000	35,000	91,000
Total	189,000	805,000	70,000	1,064,000	189,000	805,000	70,000	1,064,000
FY95								
# of individuals	28	90	19	137	28	75	14	117
Avg Annual Cost	21,000	35,000	39,000	95,000	21,000	35,000	39,000	95,000
Total	588,000	3,150,000	741,000	4,479,000	588,000	2,625,000	546,000	3,759,000
FY96								
# of individuals	26	33	20	78	26	33	20	78
Avg Annual Cost	21,000	35,000	39,000	95,000	21,000	35,000	39,000	95,000
Total	546,000	1,137,500	765,000	2,448,500	546,000	1,137,500	765,000	2,448,500
Total funding for waivers listed	1,323,000	5,092,500	1,576,000	7,991,500	1,323,000	4,567,500	1,381,000	7,271,500
@ 50%	661,500	2,546,250	788,000	3,995,750	661,500	2,283,750	690,500	3,635,750
Match funds provided by DD	661,500	2,546,250	0	3,207,750	661,500	2,283,750	0	2,945,250
Balance needed from DMA				0				0
General funds			788,000	788,000			690,500	690,500
Federal funds	661,500	2,546,250	788,000	3,995,750	661,500	2,283,750	690,500	3,635,750
Total funding for waivers listed	1,323,000	5,092,500	1,576,000	7,991,500	1,323,000	4,567,500	1,381,000	7,271,500
Revised Projection								
Match funds provided by DD	966,763	2,107,219			966,763	2,107,219		
Revised GF	661,500	2,546,250			661,500	2,283,750		
Balance needed from DMA			1,062,136				1,062,136	
Revised GF			788,000				690,500	
Total DD GF savings	305,263	(439,031)		(133,768)	305,263	(176,531)		128,732
Total DMA GF savings			274,136	274,136			371,636	371,636
Total GF savings				140,368				500,368
Estimated GF savings:								
Original estimate	379,525	976,938	134,271		379,525	976,938	134,271	
Actual FY94 activity	189,000	805,000	70,000		189,000	805,000	70,000	
	190,525	171,938	64,271		190,525	171,938	64,271	
From using actual FY94 activity (@ 50%)	95,263	85,969	32,136	213,367	95,263	85,969	32,136	213,367
Adj FY95 activity	210,000	(525,000)	242,000	(73,000)	210,000	(262,500)	339,500	287,000
Total	305,263	(439,031)	274,136	140,367	305,263	(176,531)	371,636	500,367

State of Alaska
 Division of Medical Assistance
 Waiver Services
 FY96 Projections

	Revised for FY94 Actual and FY95 expected activity				Revised for FY94 Actual and FY95 Actual Year to date			
	CCMC	ICF/MR	APD	Total	CCMC	ICF/MR	APD	Total
FY94								
# of individuals	9	23	2	34	9	23	2	34
Avg Annual Cost	21,000	35,000	35,000	91,000	21,000	35,000	35,000	91,000
Total	189,000	805,000	70,000	1,064,000	189,000	805,000	70,000	1,064,000
FY95								
# of individuals	28	90	19	137	28	90	19	137
Avg Annual Cost	21,000	35,000	39,000	95,000	21,000	35,000	39,000	95,000
Total	588,000	3,150,000	741,000	4,479,000	588,000	3,150,000	741,000	4,479,000
FY96								
# of individuals	26	33	20	79	26	33	20	79
Avg Annual Cost	21,000	35,000	39,000	95,000	21,000	35,000	39,000	95,000
Total	546,000	1,137,500	765,000	2,448,500	546,000	1,137,500	765,000	2,448,500
Total funding for waivers listed	1,323,000	5,092,500	1,576,000	7,991,500	1,323,000	5,092,500	1,576,000	7,991,500
@ 50%	661,500	2,546,250	788,000	3,995,750	661,500	2,546,250	788,000	3,995,750
Match funds provided by DD	661,500	2,546,250	0	3,207,750	661,500	2,546,250	0	3,207,750
Balance needed from DMA				0				0
General funds			788,000	788,000			788,000	788,000
Federal funds	661,500	2,546,250	788,000	3,995,750	661,500	2,546,250	788,000	3,995,750
Total funding for waivers listed	1,323,000	5,092,500	1,576,000	7,991,500	1,323,000	5,092,500	1,576,000	7,991,500
Revised Projection								
Match funds provided by DD	966,763	2,107,219		2,074,000	966,763	2,107,219		2,074,000
Revised GF	661,500	2,546,250		3,207,750	661,500	2,283,750		2,945,250
Balance needed from DMA			1,062,136	1,062,136			1,062,136	1,062,136
Revised GF			788,000	788,000			690,500	690,500
Total DD GF savings	305,263	(439,031)		(133,768)	305,263	(176,531)		128,732
Total DMA GF savings			274,136	274,136			371,636	371,636
Total GF savings				140,368				500,368
Original estimate	379,525	976,938	134,271	1,490,734	379,525	976,938	134,271	1,490,734
Actual FY94 activity	189,000	805,000	70,000	1,064,000	189,000	805,000	70,000	1,064,000
	190,525	171,938	64,271	426,734	190,525	171,938	64,271	426,734
From using actual FY94 activity (25%)	47,631	42,984	16,068	106,683	47,631	42,984	16,068	106,683
From using actual FY95 activity	141,894	862,954	212,000	1,216,848	141,894	862,954	212,000	1,216,848
Total	379,525	976,938	274,136	1,630,600	379,525	976,938	371,636	1,728,100

**State of Alaska
Waivers Services**

	Original projection for FY96				Revised Projection
	CCMC	ICF/MR	APD	Total	APD
FY94					
# of Individuals	18	28	4	50	4
Avg Annual Cost	21,000	35,000	35,000	91,000	35,000
Total	379,525	976,938	134,271	1,490,734	134,271
FY95					
# of Individuals	48	60	31	139	20
Avg Annual Cost	21,000	35,000	39,000	95,000	39,000
Total	1,008,000	2,100,000	1,225,000	4,333,000	780,000
FY96					
# of Individuals	26	33	20	78	20
Avg Annual Cost	21,000	35,000	39,000	95,000	39,000
Total	546,000	1,137,500	765,000	2,448,500	765,000
Total funding for waivers listed	1,933,525	4,214,438	2,124,271	8,272,234	1,679,271
@ 50%	966,763	2,107,219	1,062,136	4,136,117	839,636
Match funds provided by DD	966,763	2,107,219	0	3,073,982	0
Balance needed from DMA					
General funds			1,062,136	1,062,136	839,636
Federal funds	966,763	2,107,219	1,062,136	4,136,118	839,636
Total funding for waivers listed	1,933,526	4,214,438	2,124,272	8,272,236	1,679,271
Original need by DMA					1,062,136
Revised GF					839,636
Proposed reduction					222,501

Rationale in reducing authorization for APD waiver is that as of 12/9/94 only 5 people had been added in FY95. Allowing 20 people in FY95 and allowing the number the department requested to add in FY96 results in this estimated savings.

State of Alaska
Division of Medical Assistance
Waiver Services
FY96 Projections

	CCMC	ICF/MR	APD	Total
FY94				
# of individuals	9	23	2	34
Avg Annual Cost	21,000	35,000	35,000	91,000
Total	189,000	805,000	70,000	1,064,000
FY95				
# of individuals	48	60	10	118
Avg Annual Cost	21,000	35,000	39,000	95,000
Total	1,008,000	2,100,000	390,000	3,498,000
FY96				
# of individuals	26	33	20	78
Avg Annual Cost	21,000	35,000	39,000	95,000
Total	546,000	1,137,500	765,000	2,448,500
Total funding for waivers listed	1,743,000	4,042,500	1,225,000	7,010,500
@ 50%	871,500	2,021,250	612,500	3,505,250
Match funds provided by DD	871,500	2,021,250	0	2,892,750
Balance needed from DMA				0
General funds			612,500	612,500
Federal funds	871,500	2,021,250	612,500	3,505,250
Total funding for waivers listed	1,743,000	4,042,500	1,225,000	7,010,500
Revised Projection				
Match funds provided by DD	966,763	2,107,219		
Revised GF	871,500	2,021,250		
Balance needed from DMA			1,062,136	
Revised GF			612,500	
Total DD GF savings	95,263	85,969		181,232
Total DMA GF savings			449,636	449,636
Total GF savings				630,868

Changes:

The number of people on a waiver in FY94 was adjusted to the actual activity.

The number of people on the APD waiver in FY95 was adjusted to expected activity based on a report that as of 12/9/94, 5 people were on the APD waiver in FY95 as of that date.

Estimated GF savings:				
Original estimate	379,525	976,938	134,271	
Actual FY94 activity	189,000	805,000	70,000	
	190,525	171,938	64,271	
From using actual FY94 activity (@ 50%)	95,263	85,969	32,136	213,367
Adj APD waiver for expected FY95 activity			417,500	417,500
Total	95,263	85,969	449,636	630,867

FY 96 D. Walvers

APD	July	August	September	October	November	December	January	February	March	April	May	June	TOTAL
# of Individuals	3	3	3	3	3	3	3	3	3	3	3	3	36
Avg. Annual Cost	39,000	39,000	39,000	39,000	39,000	39,000	39,000	39,000	39,000	39,000	39,000	39,000	
Monthly Cost	3,250	3,250	3,250	3,250	3,250	3,250	3,250	3,250	3,250	3,250	3,250	3,250	
Total	117,000	107,250	97,500	87,750	78,000	68,250	58,500	48,750	39,000	29,250	19,500	9,750	760,500
Cumulative Cost	117,000	224,250	321,750	409,500	487,500	555,750	614,250	663,000	702,000	731,250	750,750	760,500	380,250

ICF/MR	July	August	September	October	November	December	January	February	March	April	May	June	TOTAL
# of Individuals	5	5	5	5	5	5	5	5	5	5	5	5	60
Avg. Annual Cost	35,000	35,000	35,000	35,000	35,000	35,000	35,000	35,000	35,000	35,000	35,000	35,000	
Monthly Cost	2,917	2,917	2,917	2,917	2,917	2,917	2,917	2,917	2,917	2,917	2,917	2,917	
Total	175,000	160,417	145,833	131,250	116,667	102,083	87,500	72,917	58,333	43,750	29,167	14,583	1,137,500
Cumulative Cost	175,000	335,417	481,250	612,500	729,167	831,250	918,750	991,667	1,050,000	1,093,750	1,122,917	1,137,500	568,750

CCMC	July	August	September	October	November	December	January	February	March	April	May	June	TOTAL
# of Individuals	4	4	4	4	4	4	4	4	4	4	4	4	48
Avg. Annual Cost	21,000	21,000	21,000	21,000	21,000	21,000	21,000	21,000	21,000	21,000	21,000	21,000	
Monthly Cost	1,750	1,750	1,750	1,750	1,750	1,750	1,750	1,750	1,750	1,750	1,750	1,750	
Total	84,000	77,000	70,000	63,000	56,000	49,000	42,000	35,000	28,000	21,000	14,000	7,000	546,000
Cumulative Cost	84,000	161,000	231,000	294,000	350,000	399,000	441,000	476,000	504,000	525,000	539,000	546,000	273,000

1,222,000

	CCMC	ICFMR	APD	TOTAL
FY 94	379,525	976,938	134,271	1,490,734
FY 95	1,008,000	2,100,000	1,225,000	4,333,000
FY 96	546,000	1,137,500	765,000	2,448,500
TOTAL	1,933,525	4,214,438	2,124,271	8,272,234

966,763 2,107,219 0 3,073,982 MATCH FUNDS PROVIDED BY DD

966,763 2,107,219 2,124,271 5,198,253 BALANCE NEEDED FROM DMA

35,000

Medicaid Home and Community Waivers FY98 Funding Analysis

	FY98 Authorized					Adjustment within Base & C-4 Transfers					FY98 Adjusted				
	TOTAL	FFP	GFM	MHT	IA	TOTAL	FFP	GFM	MHT	IA	TOTAL	FFP	GFM	MHT	IA
CCMC	2,339.0	1,189.5	0.0	185.4	1,004.1	(405.5)	(202.7)		(185.4)	(37.4)	1,933.5	986.8	0.0	0.0	966.7
ICF/MR/DD	2,810.5	1,405.1	81.9	251.7	1,071.8	728.8	202.7	(81.9)	(251.7)	859.7	3,539.3	1,807.8	0.0	0.0	1,931.5
APD	1,217.0	608.5	808.5	0.0	0.0	81.9		81.9			1,298.9	608.5	890.4	0.0	0.0
OA	2,515.0	1,287.5	1,257.5	0.0	0.0	0.0					2,515.0	1,257.5	1,257.5	0.0	0.0
	8,881.5	4,440.6	1,947.8	417.1	2,078.9	405.2	0.0	0.0	(417.1)	822.3	8,286.7	4,440.8	1,947.9	0.0	2,898.2

FY98 Projections were provided by each Division of Mental Health and Developmental Disabilities and Division of Senior Services.

	FY98 Adjusted					FY98 Projected Need					Difference - FY98 Increment				
	TOTAL	FFP	GFM	MHT	IA	TOTAL	FFP	GFM	MHT	IA	TOTAL	FFP	GFM	MHT	IA
CCMC	1,933.5	986.8	0.0	0.0	966.7	1,933.5	986.8	0.0	0.0	966.7	0.0	0.0	0.0	0.0	0.0
ICF/MR/DD	3,539.3	1,807.8	0.0	0.0	1,931.5	4,214.4	2,107.2	0.0	0.0	2,107.2	875.1	499.4	0.0	0.0	175.7
APD	1,298.9	608.5	890.4	0.0	0.0	2,124.3	1,082.2	1,082.1	0.0	0.0	825.4	453.7	371.7	0.0	0.0
OA	2,515.0	1,257.5	1,257.5	0.0	0.0	5,387.8	2,878.8	2,878.8	0.0	0.0	2,842.8	1,421.3	1,421.3	0.0	0.0
	9,286.7	4,440.6	1,947.8	0.0	2,898.2	13,829.8	6,615.0	3,740.9	0.0	3,073.8	4,343.1	2,374.4	1,793.0	0.0	175.7

FY98 Projections were provided by each Division of Mental Health and Developmental Disabilities and Division of Senior Services.

Adjustments within	TOTAL	FFP	GFM	MHT	IA
CCMC	(405.5)	(202.7)			(202.8)
ICF/MR/DD	405.5	202.7			202.8
ICF/MR/DD	(81.7)		(81.7)		
APD	81.7		81.7		
C-4 Transfers with Medicaid Non Facility					
CCMC	0.0			(185.4)	185.4
ICF/MR/DD	0.0			(251.7)	251.7
ICF/MR/DD	405.2				405.2

① MMRD GFM/MHT IA Report

A. Not utilized as much because of TEFFRA options

ALASKA STATE LEGISLATURE
LEGISLATIVE BUDGET AND AUDIT COMMITTEE
Division of Legislative Finance



P.O.Box 113200
Juneau, AK 99811-3200
(907) 465-3795
FAX (907) 463-4885

MEMORANDUM

DATE: November 21, 1994

TO: Barbara L. Crane, Nurse
Division of Medical Assistance
Department of Health and Social Services

FROM: Susan M. Taylor *Susan Taylor*

SUBJECT: Home and Community Based Waivers

Randy Super suggested that I work directly with you in obtaining the information that I need. I would like to know the number of people on each of the waivers in FY94. In August you gave me the actual expenditures that were charged against the FY94 appropriation by waiver. By giving me the number of people on waivers in FY94 I can calculate the cost for each waiver in FY94.

The information that I want for FY95 is the actual number of people going on each waiver per month. It would be helpful if you could also give me the actual expenditures charged for waivers by month to date.

I would like this information by November 30, 1994. Please call me at 465-5410, if you have any questions. Thank you.

STATE OF ALASKA

DEPT. OF HEALTH AND SOCIAL SERVICES

DIVISION OF MEDICAL ASSISTANCE
HOME & COMMUNITY-BASED CARE UNIT

TONY KNOWLES, GOVERNOR

4730 BUSINESS PARK BOULEVARD
SUITE 34, BUILDING H
ANCHORAGE, ALASKA 99503-7137
PHONE: (907)562-3717
FAX: (907)562-5069

MEMORANDUM

DATE: December 14, 1994

TO: Susan Taylor
Legislative Budget & Audit

FROM: Barbara L. Crane *BLC*
Home & Community-Based Care Unit

SUBJECT: waiver information

Thank you for your flexibility in allowing more time to provide the information you requested on November 21, 1994.

The following information is the number of clients that have been added to each waiver type, as of 12/9/94.

<u>Waiver Type</u>	<u># of Clients FY 94</u>	<u># of Clients added FY 95</u> (as of 12/9/94)
APD	2	5
CCMC	9	12
ICF/MR	23	22
OAC	31	14

Please keep in mind that comparing the FY 94 expenditure amounts to the number of clients on each waiver does not provide an accurate cost for each person on the specific waiver type. One reason is due to the delayed start of the waiver program. Six clients were approved for waivers starting in December of 1993 and seventy-seven gradually added over the remaining months of FY 94. In other words, only a very few clients received waiver services for the full six months ending June 1994.

page two
December 14, 1994

Another factor that effects expenditure calculations is the provider billing issues. Many of the providers, being new to the Medicaid program, did not bill until late in FY 94. This means that the FY 94 data does not accurately reflect complete expenditures for the waiver clients. There were no providers approved upon implementation in December 1993. Two hundred and twelve providers were added over the balance of the fiscal year. At this time, there are 250 waiver providers. The waiver provider base continues to grow as program growth continues.

Please keep in mind that the waiver program is now approaching the first clients who have received a full year of waiver services. Since waiver clients are gradually being added over time, the FY 94 or current FY 95 data does not represent an accurate trend for waiver costs at this time. The waiver program continues in the initial stages of adding clients and stabilizing the provider base. Because of this it will be 3 - 4 years before accurate trends and averages can be predicted.

You also requested the current FY 95 expenditures. The following information is current as of 12/9/94:

<u>Waiver Type</u>	<u>YTD FY 95 Total</u>	<u>Average per client</u>
APD	\$33,554.	\$8,389.
CCMC	\$329,810.	\$17,348.
ICF/MR	\$335,564.	\$7,990.
OAC	\$307,126.	\$6,825.

The average dollar amounts represent only the average cost per client by waiver for services to date. Again, because the clients have been approved for waiver eligibility with varying begin dates the average represents the overall cost per client based on the current billing by the waiver providers.

The following information may be helpful to you in estimating the average cost per client on the waiver program. A plan of care (POC) cost estimate is submitted, by the managing Division, to the Home & Community-Based Care Unit with the waiver application. This cost estimate indicates whether the waiver applicant meets waiver cost criteria as specified in the waiver application approved by HCFA.

page three
December 14, 1994

<u>Waiver Type</u>	<u>Highest POC* Estimate</u>	<u>Lowest POC* Estimate</u>
APD	\$63,744.	\$21,108.
CCMC	\$57,691.	\$17,649.
ICF/MR	\$72,312.	\$20,661.
OAC	\$46,574.	\$6,599.

* Plan of Care

You also requested "the actual number of clients going on each waiver per month". The numbers below reflect the months' clients became eligible to begin waiver services. The number of clients added per month is based on the begin date that was requested by the managing Division. Please note that the total of the number of clients added per month will not equal the number of current clients on the waiver program. Some clients have been removed from the waiver program, the majority due to the death of the client.

<u>Date</u>	<u>APD</u>	<u>CCMC</u>	<u>ICF/MR</u>	<u>OAC</u>
12/93	0	5	1	0
1/94	1	3	18	6
2/94	0	4	2	10
3/94	0	0	0	12
4/94	1	0	0	9
5/94	0	0	0	5
6/94	1	0	0	5
7/94	1	10	15	6
8/94	1	0	7	8
9/94	0	0	1	2
10/94	0	0	1	0

It is of the utmost importance to remember any use of this cost data to do calculations and averages can be misleading, especially on an individual waiver basis. Please call me with questions that you may have.

cc: Kim Busch
Randy Super
Karen Martz

<u>Waiver</u>	<u>FY94</u>	<u>FY95</u>	<u>FY96</u>
Older Alaskans			
From Prior Year	0	45	178
New	45	132	151
Total	45	178	329
Adults with Physical Disabilities			
From Prior Year	0	2	37
New	2 ✓	35	36
Total	2	37	73
ICF/MR			
From Prior Year	0	22	82
New	22 ✓	60	60
Total	22	82	142
Children with Complex Medical Conditions			
From Prior Year	0	12	60
New	12	48	48
Total	12	60	108
All Waivers			
From Prior Year	0	85	357
New	81	275	295
Total	81	357	652

Diane Ray

**ADDITIONAL
EXPLANATION
FORM
CF1**

AGENCY Department of Health and Social Services

BRU Medical Assistance

COMPONENT Waivered Services - 1827

Page 2 of 2

Revised Date:

FY 96

0000196

AMENDMENT #2 Law

w/d

OFFERED IN THE HOUSE BY REPRESENTATIVE BROWN,
NAVARRE, GRUSSENDORF

ADD
Department of Law

BRU: Legal Services

Component: Operations 500.0 GF

BRU: Environmental Law

Component: Environmental Compliance 500.0 GF

Total 1,000.0 GF

AGENCY TOTALS - FY96 OPERATING BUDGET

***** Department of Law *****

	<u>FY94 Act</u>	<u>FY95 CC</u>	<u>FY95Auth</u>	<u>Gov Org</u>	<u>Gov Amd</u>	<u>House</u>	<u>Gov Amd - House Comparison</u>	
Total for Agency	71,814.3	35,602.0	51,012.1	73,947.3	61,853.3	60,583.9	-1269.4	-2.1%
Objects of Expenditure:								
Personal Services	27,859.4	28,897.6	28,804.1	30,147.5	30,418.4	30,147.5	-270.9	-.9%
Travel	1,039.0	1,276.6	1,296.6	1,347.2	1,363.7	1,347.2	-16.5	-1.2%
Contractual	37,744.4	4,981.9	4,937.4	5,075.0	5,156.0	4,966.8	-189.2	-3.7%
Commodities	661.2	790.1	800.1	871.1	880.7	871.1	-9.6	-1.1%
Equipment	631.6	73.9	73.9	6.5	34.5	6.5	-28.0	-01.2%
Lands/Buildings	0.0	0.0	0.0	0.0	0.0	0.0		
Grants, Claims	3,878.7	0.0	100.0	0.0	0.0	0.0		
Miscellaneous	0.0	-438.1	15,000.0	36,500.0	24,000.0	23,244.8	-755.2	-3.1%
Funding Sources:								
1001 CBR Fund	0.0	0.0	11,250.0	27,400.0	0.0	18,000.0	18000.0	100.0%
1002 Fed Rcpts	441.9	458.3	458.3	416.5	416.5	416.5		
1003 G/F Match	49.0	55.6	55.6	55.6	97.4	97.4		
1004 Gen Fund	48,115.3	20,312.0	20,622.1	20,612.6	41,184.8	16,962.6	-24222.2	-58.8%
1005 GF/Prgm	347.1	413.5	413.5	413.5	413.5	413.5		
1006 GF/MHTIA	2,243.5	66.2	166.2	0.0	0.0	0.0		
1007 I/A Rcpts	12,154.6	12,656.3	12,656.3	13,924.3	13,924.3	17,449.3	3525.0	25.3%
1022 Corp Rcpts	3,500.0	0.0	3,750.0	9,100.0	3,792.0	6,000.0	2208.0	58.2%
1037 GF/MH	0.0	0.0	0.0	66.2	66.2	66.2		
1050 PFD Fund	4,612.5	0.0	0.0	0.0	0.0	0.0		
1055 IA/OIL HAZ	350.4	1,160.2	1,160.2	1,160.2	1,160.2	380.0	-780.2	-67.2%
1061 CIP Rcpts	0.0	479.9	479.9	798.4	798.4	798.4		
Positions:								
Perm Full Time	424.0	427.0	427.0	446.0	450.0	446.0	-4.0	-.9%
Perm Part Time	6.0	6.0	6.0	6.0	6.0	6.0		
Non-Perm	0.0	0.0	0.0	0.0	0.0	0.0		

COMPONENT SUMMARY - FY96 OPERATING BUDGET

***** Department of Law *****

Page	Budget Component	FY94 Act	FY95 CC	FY95Auth	Gov Org	Gov Amd	House	Gov Amd - House Comparison	
Prosecution									
1	First Judicial District	1,109.7	1,130.4	1,145.4	1,165.9	1,165.9	1,165.9		
2	Second Judicial District	686.5	683.8	723.8	732.3	732.3	732.3		
3	Third Judicial District	5,989.4	5,724.9	5,884.9	5,727.2	5,727.2	5,727.2		
4	Fourth Judicial District	1,791.0	2,008.9	2,017.9	1,963.1	1,963.1	1,963.1		
5	Criminal Justice Litigation	955.0	1,096.3	1,112.3	1,112.3	1,112.3	1,112.3		
6	Criminal Appeals/Spec Pros	1,226.5	1,116.8	1,176.8	1,348.8	1,348.8	1,348.8		
7	Unallocated								
	* BRU Total	11,758.1	11,761.1	12,061.1	12,049.6	12,049.6	12,049.6		
Legal Services									
8	Fair Business Practices	477.5	565.6	575.6	565.6	565.6	565.6		
9	Operations	19,175.7	15,825.3	15,825.3	16,276.6	16,640.8	16,276.6	-364.2	-2.2%
10	Mental Health Lands	2,099.2	574.2	674.2	602.9	602.9	452.9	-150.0	-24.9%
11	Medicaid Provider Fraud Unit	490.9	555.4	555.4	513.6	555.4	555.4		
12	Administration and Support	1,413.6	1,086.4	1,086.5	1,038.1	1,038.1	1,038.1		
	* BRU Total	23,656.9	18,606.9	18,717.0	18,996.8	19,402.8	18,888.6	-514.2	-2.7%
Oil and Gas Special Projects									
13	Oil and Gas Operations	3,189.3	3,132.9	3,132.9	3,923.7	3,923.7	3,923.7		
	* BRU Total	3,189.3	3,132.9	3,132.9	3,923.7	3,923.7	3,923.7		
Oil and Gas Litigation									
14	Oil and Gas Litigation	31,807.5		15,000.0	36,500.0	24,000.0	24,000.0		
	* BRU Total	31,807.5		15,000.0	36,500.0	24,000.0	24,000.0		
Exxon Valdez Litigation									
15	Exxon Valdez Litigation	1,402.5	2,101.1	2,101.1					
	* BRU Total	1,402.5	2,101.1	2,101.1					
Environmental Law									
16	Environmental Compliance				1,892.2	1,892.2	1,237.0	-655.2	-34.6%
17	Exxon Valdez Litigation				585.0	585.0	485.0	-100.0	-17.1%
	* BRU Total				2,477.2	2,477.2	1,722.0	-755.2	-30.5%

COMPONENT SUMMARY - FY96 OPERATING BUDGET

***** Department of Law *****

<u>Page</u>	<u>Budget Component</u>	<u>FY94 Act</u>	<u>FY95 CC</u>	<u>FY95Auth</u>	<u>Gov Org</u>	<u>Gov Amd</u>	<u>House</u>	<u>Gov Amd - House Comparison</u>	
***	Total Agency Expenditures	71,814.3	35,602.0	51,012.1	73,947.3	61,853.3	60,583.9	-1,269.4	-2.1%
***	Total Agency Funding								
	Fed. Receipt	441.9	458.3	458.3	416.5	416.5	416.5		
	General Fund	50,754.9	20,847.3	21,257.4	21,147.9	41,761.9	17,539.7	-24,222.2	-58.0%
	Other Funds	20,617.5	14,296.4	29,296.4	52,382.9	19,674.9	42,627.7	22,952.8	116.7%

1 Way Comparison: Gov Amd to House - Expenditures, Positions, & Funding - FY96 Operating Budget

***** Department of Law *****

VTID Title	Funding	InnType	Total Exp	Pers Svc	Travel	Contract	Supplies	Equip	Land/Bld	Grant	Misc	PFT	PPT	Imp
Legal Services														
<u>Operations</u>														
Fund Switch GF to InterAgency		FndChg	0.0	0.0	0.0	0.0	0.0	0.0	0.0	0.0	0.0	0.0	0.0	0.0
1004 Gen Fund	-3500.0													
1007 I/A Rcpts	3500.0													
Deny Caseload Increase Req		Dec	-256.1	-189.6	-9.0	-28.8	-7.2	-21.5	0.0	0.0	0.0	-3.0	0.0	0.0
1004 Gen Fund	-256.1													
Deny Labor Relations Attorney		Dec	-108.1	-81.3	-7.5	-10.4	-2.4	-6.5	0.0	0.0	0.0	-1.0	0.0	0.0
1004 Gen Fund	-108.1													
* Component Total *			-364.2	-270.9	-16.5	-39.2	-9.6	-28.0	0.0	0.0	0.0	-4.0	0.0	0.0
<u>Mental Health Lands</u>														
Reduce Contractual		Dec	-150.0	0.0	0.0	-150.0	0.0	0.0	0.0	0.0	0.0	0.0	0.0	0.0
1004 Gen Fund	-150.0													
* Component Total *			-150.0	0.0	0.0	-150.0	0.0	0.0	0.0	0.0	0.0	0.0	0.0	0.0
** BRU Total **			-514.2	-270.9	-16.5	-189.2	-9.6	-28.0	0.0	0.0	0.0	-4.0	0.0	0.0
Oil and Gas Litigation														
<u>Oil and Gas Litigation</u>														
Maintain 75/25 CBR/Corp Rcpt		FndChg	0.0	0.0	0.0	0.0	0.0	0.0	0.0	0.0	0.0	0.0	0.0	0.0
1001 CBR Fund	18000.0													
1004 Gen Fund	-20208.0													
1022 Corp Rcpts	2208.0													
* Component Total *			0.0	0.0	0.0	0.0	0.0	0.0	0.0	0.0	0.0	0.0	0.0	0.0
** BRU Total **			0.0	0.0	0.0	0.0	0.0	0.0	0.0	0.0	0.0	0.0	0.0	0.0
Environmental Law														
<u>Environmental Compliance</u>														
Switch I/A Oil/Hz to I/A		FndChg	0.0	0.0	0.0	0.0	0.0	0.0	0.0	0.0	0.0	0.0	0.0	0.0
1007 I/A Rcpts	25.0													
1055 IA/OIL HAZ	-25.0													
Reduce I/A Oil/Hazardous		Dec	-655.2	0.0	0.0	0.0	0.0	0.0	0.0	0.0	-655.2	0.0	0.0	0.0

1 Way Comparison: Gov Amd to House - Expenditures, Positions, & Funding - FY96 Operating Budget

***** Department of Law *****

<u>VTID Title</u>	<u>Funding</u>	<u>TrnType</u>	<u>Total Exp</u>	<u>Pers Svc</u>	<u>Travel</u>	<u>Contract</u>	<u>Supplies</u>	<u>Equip</u>	<u>Land/Bld</u>	<u>Grant</u>	<u>Misc</u>	<u>PFI</u>	<u>PPI</u>	<u>Imp</u>
Reduce I/A Oil/Hazardous (cont'd)														
1055 IA/OIL MAZ	-655.2													
* Component Total *			-655.2	0.0	0.0	0.0	0.0	0.0	0.0	0.0	-655.2	0.0	0.0	0.0
<u>Exxon Valdez Litigation</u>														
Tech Adj I/A Oil Haz Fund		Dec	-100.0	0.0	0.0	0.0	0.0	0.0	0.0	0.0	-100.0	0.0	0.0	0.0
1055 IA/OIL MAZ	-100.0													
* Component Total *			-100.0	0.0	0.0	0.0	0.0	0.0	0.0	0.0	-100.0	0.0	0.0	0.0
** BRU Total **			-755.2	0.0	0.0	0.0	0.0	0.0	0.0	0.0	-755.2	0.0	0.0	0.0
*** Agency Total ***			-1269.4	-270.9	-16.5	-189.2	-9.6	-28.0	0.0	0.0	-755.2	-4.0	0.0	0.0

MILITARY &
VETERANS AFFAIRS

AGENCY TOTALS - FY96 OPERATING BUDGET

***** Department of Military and Veterans Affairs *****

	<u>FY94 Act</u>	<u>FY95 CC</u>	<u>FY95Auth</u>	<u>Gov Amd</u>	<u>House</u>	<u>Gov Amd - House Comparison</u>	
Total for Agency	25,848.6	21,811.2	22,458.0	38,083.5	32,833.5	-5250.0	-15.8%
Objects of Expenditure:							
Personal Services	9,897.4	10,949.5	11,143.0	11,243.0	11,243.0		
Travel	486.8	608.0	693.3	432.3	432.3		
Contractual	4,640.1	7,097.0	7,215.7	7,428.8	7,428.8		
Commodities	1,124.7	1,088.5	1,098.5	1,071.8	1,071.8		
Equipment	448.9	9.0	9.0	46.2	46.2		
Lands/Buildings	0.0	0.0	0.0	0.0	0.0		
Grants, Claims	5,848.7	2,299.2	2,298.5	2,861.4	2,861.4		
Miscellaneous	3,412.0	-240.0	0.0	15,000.0	9,750.0	-5250.0	-35.0%
Funding Sources:							
1002 Fed Rcpts	15,038.7	13,452.9	13,452.9	22,755.9	22,695.0	-60.9	-.3%
1003 G/F Match	1,676.0	1,834.4	1,834.4	1,886.2	1,886.2		
1004 Gen Fund	8,055.1	5,011.4	5,011.5	11,189.9	6,539.9	-4650.0	-41.6%
1005 GF/Prgm	57.4	23.4	28.4	28.4	28.4		
1007 I/A Rcpts	424.4	869.4	869.4	807.9	868.8	60.9	7.5%
1055 IA/OIL HAZ	597.0	614.7	1,261.4	1,340.2	740.2	-600.0	-44.8%
1061 CIP Rcpts	0.0	0.0	0.0	75.0	75.0		
Positions:							
Perm Full Time	151.0	150.0	155.0	157.0	157.0		
Perm Part Time	0.0	0.0	0.0	0.0	0.0		
Non-Perm	45.0	45.0	45.0	45.0	45.0		

COMPONENT SUMMARY - FY96 OPERATING BUDGET

***** Department of Military and Veterans Affairs *****

Page	Budget Component	FY94 Act	FY95 CC	FY95Auth	Gov Amd	House	Gov Amd - House Comparison
	Disaster Planning & Control						
1	Disaster Planning & Control	1,869.4	2,489.9	3,136.6	3,306.1	2,706.1	-600.0 -18.1%
2	Hazardous Materials Response	597.0					
	* BRU Total	2,466.4	2,489.9	3,136.6	3,306.1	2,706.1	-600.0 -18.1%
	Alaska National Guard						
3	Office of the Commissioner	1,674.0	1,540.8	1,540.9	1,666.9	1,666.9	
4	Army Guard Facilities Maint.	7,115.8	8,657.3	8,657.3	8,957.3	8,957.3	
5	Air Guard Facilities Maint.	3,606.7	4,319.8	4,319.8	4,319.8	4,319.8	
6	State Active Duty	3.6	100.0	100.0	100.0	100.0	
7	Youth Corps	1,560.7	3,120.5	3,120.5	3,120.5	3,120.5	
	* BRU Total	13,960.8	17,738.4	17,738.5	18,164.5	18,164.5	
	Alaska National Guard Benefits						
8	Educational Benefits	29.2	28.5	28.5	28.5	28.5	
9	Retirement Benefits	964.0	1,104.4	1,104.4	1,104.4	1,104.4	
	* BRU Total	993.2	1,132.9	1,132.9	1,132.9	1,132.9	
	Veterans' Affairs						
10	Veterans' Services	448.5	450.0	450.0	480.0	480.0	
11	Death Gratuity	34.5					
	* BRU Total	483.0	450.0	450.0	480.0	480.0	
	Front Section Appropriation						
12	Disaster Relief Fund	7,945.2			15,000.0	10,350.0	-4,650.0 -31.0%
	* BRU Total	7,945.2			15,000.0	10,350.0	-4,650.0 -31.0%
	*** Total Agency Expenditures	25,848.6	21,811.2	22,458.0	38,083.5	32,833.5	-5,250.0 -13.8%
	*** Total Agency Funding						
	Fed. Receipt	15,038.7	13,452.9	13,452.9	22,755.9	22,695.0	-60.9 -.3%
	General Fund	9,788.5	6,874.2	6,874.3	13,104.5	8,454.5	-4,650.0 -35.5%
	Other Funds	1,021.4	1,484.1	2,130.8	2,223.1	1,684.0	-539.1 -24.2%

1 Way Comparison: Gov And to House - Expenditures, Positions, & Funding - 1996 Operating Budget

***** Department of Military and Veterans Affairs *****

<u>VIII Title</u>	<u>Funding</u>	<u>TrnType</u>	<u>Total Exp</u>	<u>Pers Svc</u>	<u>Travel</u>	<u>Contract</u>	<u>Supplies</u>	<u>Equip</u>	<u>Land/Bld</u>	<u>Grant</u>	<u>Misc</u>	<u>PFI</u>	<u>PII</u>	<u>Imp</u>
Disaster Planning & Control														
<u>Disaster Planning & Control</u>														
Reduce IA/OIL HAZ Receipts		Dec	-600.0	0.0	0.0	0.0	0.0	0.0	0.0	0.0	-600.0	0.0	0.0	0.0
1055 IA/OIL HAZ	-600.0													
Reduce Fed Rcpts Incr IA/DRF		FndChg	0.0	0.0	0.0	0.0	0.0	0.0	0.0	0.0	0.0	0.0	0.0	0.0
1002 Fed Rcpts	-60.9													
1007 I/A Rcpts	60.9													
* Component Total *			-600.0	0.0	0.0	0.0	0.0	0.0	0.0	0.0	-600.0	0.0	0.0	0.0
** BRU Total **			-600.0	0.0	0.0	0.0	0.0	0.0	0.0	0.0	-600.0	0.0	0.0	0.0
Front Section Appropriation														
<u>Disaster Relief Fund</u>														
Reduce GF for Disaster Relief		Dec	-4650.0	0.0	0.0	0.0	0.0	0.0	0.0	0.0	-4650.0	0.0	0.0	0.0
1004 Gen Fund	-4650.0													
* Component Total *			-4650.0	0.0	0.0	0.0	0.0	0.0	0.0	0.0	-4650.0	0.0	0.0	0.0
** BRU Total **			-4650.0	0.0	0.0	0.0	0.0	0.0	0.0	0.0	-4650.0	0.0	0.0	0.0
*** Agency Total ***			-5250.0	0.0	0.0	0.0	0.0	0.0	0.0	0.0	-5250.0	0.0	0.0	0.0

AGENCY TOTALS - FY96 OPERATING BUDGET

***** Department of Military and Veterans Affairs *****

	<u>FY94 Act</u>	<u>FY95 CC</u>	<u>FY95Auth</u>	<u>Gov Org</u>	<u>Gov Amd</u>	<u>House</u>	<u>Gov Amd - House Comparison</u>	
Total for Agency	25,848.6	21,811.2	22,458.0	34,633.5	38,083.5	32,833.5	-5250.0	-13.8%
Objects of Expenditure:								
Personal Services	9,887.4	10,949.5	11,143.0	11,143.0	11,243.0	11,243.0		
Travel	486.8	608.0	693.3	420.3	432.3	432.3		
Contractual	4,640.1	7,097.0	7,215.7	7,120.8	7,428.8	7,428.8		
Commodities	1,124.7	1,088.5	1,098.5	1,071.8	1,071.8	1,071.8		
Equipment	448.9	9.0	9.0	26.2	46.2	46.2		
Lands/Buildings	0.0	0.0	0.0	0.0	0.0	0.0		
Grants, Claims	5,848.7	2,299.2	2,298.5	2,851.4	2,861.4	2,861.4		
Miscellaneous	3,412.0	-240.0	0.0	12,000.0	15,000.0	9,750.0	-5250.0	-35.0%
Funding Sources:								
1002 Fed Rcpts	15,038.7	13,452.9	13,452.9	22,755.9	22,755.9	22,695.0	-60.9	-.3%
1003 G/F Match	1,676.0	1,834.4	1,834.4	1,886.2	1,886.2	1,886.2		
1004 Gen Fund	8,055.1	5,011.4	5,011.5	8,039.9	11,189.9	6,539.9	-4650.0	-41.6%
1005 GF/Prgm	57.4	28.4	28.4	28.4	28.4	28.4		
1007 I/A Rcpts	424.4	869.4	869.4	507.9	807.9	868.8	60.9	7.5%
1055 IA/OIL HAZ	597.0	614.7	1,261.4	1,340.2	1,340.2	740.2	-600.0	-44.8%
1061 CIP Rcpts	0.0	0.0	0.0	75.0	75.0	75.0		
Positions:								
Perm Full Time	151.0	150.0	155.0	155.0	157.0	157.0		
Perm Part Time	0.0	0.0	0.0	0.0	0.0	0.0		
Non-Perm	45.0	45.0	45.0	45.0	45.0	45.0		

COMPONENT SUMMARY - FY95 OPERATING BUDGET

***** Department of Military and Veterans Affairs *****

Page	Budget Component	FY94 Act	FY95 CC	FY95 Auth	Gov Org	Gov Ankl	House	Gov Ankl - House Comparison	
	Disaster Planning & Control								
1	Disaster Planning & Control	1,869.4	2,489.9	3,136.6	3,306.1	3,306.1	2,706.1	-600.0	-18.1%
2	Hazardous Materials Response	597.0							
	* BRU Total	2,466.4	2,489.9	3,136.6	3,306.1	3,306.1	2,706.1	-600.0	-18.1%
	Alaska National Guard								
3	Office of the Commissioner	1,674.0	1,540.8	1,540.9	1,546.9	1,666.9	1,666.9		
4	Army Guard Facilities Maint.	7,115.8	8,657.3	8,657.3	8,657.3	8,957.3	8,957.3		
5	Air Guard Facilities Maint.	3,606.7	4,319.8	4,319.8	4,319.8	4,319.8	4,319.8		
6	State Active Duty	3.6	100.0	100.0	100.0	100.0	100.0		
7	Youth Corps	1,560.7	3,120.5	3,120.5	3,120.5	3,120.5	3,120.5		
	* BRU Total	13,960.8	17,738.4	17,738.5	17,744.5	18,164.5	18,164.5		
	Alaska National Guard Benefits								
8	Educational Benefits	29.2	28.5	28.5	28.5	28.5	28.5		
9	Retirement Benefits	964.0	1,104.4	1,104.4	1,104.4	1,104.4	1,104.4		
	* BRU Total	993.2	1,132.9	1,132.9	1,132.9	1,132.9	1,132.9		
	Veterans' Affairs								
10	Veterans' Services	448.5	450.0	450.0	450.0	480.0	480.0		
11	Death Gratuity	34.5							
	* BRU Total	483.0	450.0	450.0	450.0	480.0	480.0		
	Front Section Appropriation								
12	Disaster Relief Fund	7,945.2			12,000.0	15,000.0	10,350.0	-4,650.0	-31.0%
	* BRU Total	7,945.2			12,000.0	15,000.0	10,350.0	-4,650.0	-31.0%
	*** Total Agency Expenditures	25,848.6	21,811.2	22,458.0	34,633.5	38,083.5	32,833.5	-5,250.0	-13.8%
	*** Total Agency Funding								
	Fed. Receipt	15,038.7	13,452.9	13,452.9	22,755.9	22,755.9	22,695.0	-60.9	-.3%
	General Fund	9,788.5	6,874.2	6,874.3	9,954.5	13,104.5	8,454.5	-4,650.0	-35.5%
	Other Funds	1,021.4	1,484.1	2,130.8	1,923.1	2,223.1	1,684.0	-539.1	-24.2%

1 May Comparison: Gov And to House - Expenditure Positions, & Funding - FY96 Operating Budget

***** Department of Military and Veterans Affairs *****

<u>VFID Title</u>	<u>Funding</u>	<u>TrnType</u>	<u>Total Exp</u>	<u>Pers Svc</u>	<u>Travel</u>	<u>Contract</u>	<u>Supplies</u>	<u>Equip</u>	<u>Land/Bld</u>	<u>Grant</u>	<u>Misc</u>	<u>PFI</u>	<u>PPI</u>	<u>Imp</u>
Disaster Planning & Control														
<u>Disaster Planning & Control</u>														
Reduce IA/OIL HAZ Receipts		Dec	-600.0	0.0	0.0	0.0	0.0	0.0	0.0	0.0	-600.0	0.0	0.0	0.0
1055 IA/OIL HAZ	-600.0													
Reduce Fed Rcpts Incr IA/DRF		FndChg	0.0	0.0	0.0	0.0	0.0	0.0	0.0	0.0	0.0	0.0	0.0	0.0
1002 Fed Rcpts	-60.9													
1007 I/A Rcpts	60.9													
* Component Total *			-600.0	0.0	0.0	0.0	0.0	0.0	0.0	0.0	-600.0	0.0	0.0	0.0
** BRU Total **			-600.0	0.0	0.0	0.0	0.0	0.0	0.0	0.0	600.0	0.0	0.0	0.0
Front Section Appropriation														
<u>Disaster Relief Fund</u>														
Reduce GF for Disaster Relief		Dec	-4650.0	0.0	0.0	0.0	0.0	0.0	0.0	0.0	-4650.0	0.0	0.0	0.0
1004 Gen Fund	-4650.0													
* Component Total *			-4650.0	0.0	0.0	0.0	0.0	0.0	0.0	0.0	-4650.0	0.0	0.0	0.0
** BRU Total **			-4650.0	0.0	0.0	0.0	0.0	0.0	0.0	0.0	-4650.0	0.0	0.0	0.0
*** Agency Total ***			-5250.0	0.0	0.0	0.0	0.0	0.0	0.0	0.0	-5250.0	0.0	0.0	0.0

Natural Resources

AMENDMENT
BY MARTIN

#1

DNR

Amended

Adopted

DEPARTMENT OF NATURAL RESOURCES
Division of Agriculture
Director's Office

Switch funding source for \$50.0 GF in Director's Office with \$50.0 ARLF Funds

Delete 30.0 Agricultural Development

Explanation

This amendment would make the Director's Office entirely funded from ARLF.

The Governor's budget reflected a total of \$213.6 GF in the Div. of Ag.'s Director's Office. The DNR Subcommittee reduced the General Fund amount by \$163.6 (leaving \$50.0 GF), and then added back \$113.6 ARLF Funds.

The Department indicated in their impact statement that they do not oppose this kind of funding source switch.

DEPARTMENT OF LABOR
Administrative Services
Labor Market Information

Restore \$80.0 GF for State Data Center

Explanation

This amendment would restore the reduction made by the Department's Subcommittee. The State Data Center provides information to and influences the federal census. This affects the accuracy of the state's reapportionment plan.

ROLL CALL
HOUSE FINANCE COMMITTEE

MEETING OF 3/29/95

SUBJECT Am to DR L - 30

MEMBER	YES	NO
PARNELL	✓	
TERRIAULT		✓
BROWN	✓	
GRUSSENDORF	✓	
KELLY		✓
KOHRING		✓
MARTIN	✓	
MULDER	✓	
NAVARRE	✓	
FOSTER	✓	
HANLEY	✓	
TOTAL		

PASSED:

8-3

FAILED:

ROLL CALL
HOUSE FINANCE COMMITTEE

MEETING OF 3/29/95

SUBJECT DOR-1

MEMBER	YES	NO
TERRIAULT		<input checked="" type="checkbox"/>
BROWN	<input checked="" type="checkbox"/>	
GRUSSENDORF	<input checked="" type="checkbox"/>	
KELLY		<input checked="" type="checkbox"/>
KOHRING		<input checked="" type="checkbox"/>
MARTIN	<input checked="" type="checkbox"/>	
MULDER	<input checked="" type="checkbox"/>	
NAVARRE	<input checked="" type="checkbox"/>	
PARNELL	<input checked="" type="checkbox"/>	
HANLEY	<input checked="" type="checkbox"/>	
FOSTER	<input checked="" type="checkbox"/>	

TOTAL _____

PASSED: 8-3

FAILED: _____

failed
5-6

Amendment #2 DNR

By: Foster

Delete:

Agency: Natural Resources
BRU: Agricultural Development
Component: Agricultural Development

Reduce Personal Services \$40.0 GF

AR&LF

Add:

Agency: Community & Regional Affairs
BRU: Administration and Support
Component: Designated Grants

Add \$40.0 GF to Grants.

Language: \$40.0 GF is appropriated to the Department of Community & Regional Affairs as a designated grant to Deltana Corporation for winter snow and ice removal and general road maintenance on the Gerstle River Road.

ROLL CALL
HOUSE FINANCE COMMITTEE

MEETING OF 3/29/95

SUBJECT JDR 2

MEMBER	YES	NO
BROWN	✓	
GRUSSENDORF	✓	
KELLY		✓
KOHRING		✓
MARTIN		✓
MULDER	✓	
NAVARRE	✓	
PARNELL		✓
THERRIAULT		✓
HANLEY		✓
FOSTER	✓	
TOTAL		

PASSED: _____

FAILED: 5-6

w/d Hold

AMENDMENT #3 **DNR**

OFFERED IN THE HOUSE
TO: CS HB 100

BY REPRESENTATIVE
GRUSSENDORF

DELETE

Agency: DNR
BRU: Agricultural Development
Component: Agricultural Development
Agricultural Revolving Loan Fund: \$74.6

ADD

Agency: DNR
BRU: Resource Development
Component: Geological Development
Division Director's Office: \$74.6

This amendment takes \$74.6 from the Agricultural Revolving Loan Fund and places that amount in the Division of Geological and Geophysical Services Personnel Services for the Director's position.

- 2/18 3:00 p.m.
- o DGGS - keep Director position open

\$74.6-

Currently a special task force has been convened to examine the mission of DGGS, its role within DNR, and the most appropriate organizational structure of a functional Alaska geological survey. The recommendations are due to the Commissioner of DNR in September 1995. At that time the position may be filled or abolished. In the interim the position is filled in an acting capacity and the proposed deletion of funding will limit the scope of field work and delay publication of geological publications important to the exploration industry.

DGGS Director's Office: A task force report suggested leaving the Director position open while they figure out what is to happen to the division (perhaps move to Univ.) However, all of the positions are short funded for only approx. 10 months, and they have to find Federal and other grants to supplement. This is the research arm for development. A highly successful mapping project was just completed in the FBKS area for mining. It sparked unprecedented claims staking and paid for itself in less than one month from date of release.

failed
3-7

AMENDMENT #4 DNR

OFFERED IN THE HOUSE
TO: CS HB 100

BY REPRESENTATIVE
BRUSSENDURF

DELETE

Agency: DNR
BRU: Agricultural Development
Component: Agricultural Development
Agricultural Revolving Loan Fund: \$100.

ADD

Agency: DNR
BRU: Resource Development
Component: Forest Management and Development: \$100

This amendment takes \$100. from the Agricultural Revolving Loan Fund and places that amount in the Forest Management and Development component for the Forestry Division Director's office.

ROLL CALL
HOUSE FINANCE COMMITTEE

MEETING OF 3129
SUBJECT DNR A

MEMBER	YES	NO
GRUSSENDORF	✓	
KELLY		✓
KOHRING		✓
MARTIN		✓
MULDER		✓
NAVARRE	✓	
PARNELL		✓
TERRIAULT		✓
BROWN	✓	
FOSTER		
HANLEY		✓

TOTAL _____

PASSED: _____
FAILED: 3-7

Forestry eliminate "deputy"

\$100.0-

We do not have a position classified "Deputy". We have two managers with the same classification of Natural Resource Manager IV. One is responsible for Forest Management and Forest Practices enforcement and the other position is responsible for the management of the \$10.0 - \$20.0 million Fire Operations, which on the summer may employ more people than the whole department has employees. It is obvious by the numbers of bills introduced this year, that timber and forest practices are very important to the state. Only one of the managers is funded in the FY96 budget with general fund and we plan to keep that position, thus eliminating the \$100.0 GF will force us to offer less timber sales. We do not plan to reduce our Forest Practices operations as they are critical to the private sector.

AMENDMENT ^A #5 DNR failed 4-7

OFFERED IN THE HOUSE

BY REPRESENTATIVE BROWN

ADD

Department of Natural Resources

BRU: Resource Development

Component: Land Development: Public Information
Center/Publications

75.0 GF/PR

DELETE

5B

Department of Natural Resources

BRU: Agricultural Development

Component: Agricultural Development

failed .. 3-7
ARLF
~~154.0 GF~~

ADD

Department of Natural Resources

BRU: Resource Development

Component: Information Resource Management (Computer
Information Center and Programming Staff)

154.0 GF

Total add to Resource Development BRU 229.0 GF

ROLL CALL
HOUSE FINANCE COMMITTEE

MEETING OF 3/29/95

SUBJECT ~~Amend~~ 5A DNR

MEMBER	YES	NO
KELLY		✓
KOHRING		✓
MARTIN	✓	
MULDER		✓
NAVARRE	✓	
PARNELL		✓
THERRIAULT		✓
BROWN	✓	
GRUSSENDORF	✓	
HANLEY		✓
FOSTER		✓

TOTAL _____

PASSED: _____

FAILED: _____

ROLL CALL
HOUSE FINANCE COMMITTEE

MEETING OF 3/29/95
SUBJECT 5B - DNR

MEMBER	YES	NO
KOHRING		✓
MARTIN		✓
MULDER		
NAVARRE	✓	
PARNELL		✓
THERRIAULT		✓
BROWN	✓	
GRUSSENDORF	✓	
KELLY		✓
FOSTER		✓
HANLEY		✓
TOTAL	_____	_____

PASSED: _____
FAILED: 3-7

AMENDMENT #6 DNR

Failed
3-7

OFFERED IN THE HOUSE

BY REPRESENTATIVE BROWN

DELETE

Department of Natural Resources

BRU: Agricultural Development

Component: Agricultural Development

150.0 GF

ARLF

DELETE

BRU: Parks and Recreation Management

Component: Parks Management

100.0 GF/PR

ADD

BRU: Parks and Recreation Management

Component: Parks Management

150.0 GF

ROLL CALL
HOUSE FINANCE COMMITTEE

MEETING OF 3/29
SUBJECT DRR 6

MEMBER	YES	NO
MARTIN		✓
MULDER		
NAVARRE		✓
PARNELL		✓
THERRIAULT		✓
BROWN	✓	
GRUSSENDORF	✓	
KELLY		✓
KOHRING		✓
HANLEY		✓
FOSTER	✓	
TOTAL		

PASSED: _____
 FAILED: 3-7

AMENDMENT #7 DNR

Failed
5-5

OFFERED IN THE HOUSE

BY REPRESENTATIVE

Navarre

DELETE

Agency: DNR
BRU: Agricultural Development
Component: Agricultural Development
Agricultural Revolving Loan Fund: 150.

ADD

Agency: DNR
BRU: Resource Development
Component: Oil & Gas Development:
Leasing/Evaluation 150.

ROLL CALL
HOUSE FINANCE COMMITTEE

MEETING OF 2/29/95
SUBJECT JDR-7

MEMBER	YES	NO
PARNELL	✓	
TERRIAULT		✓
BROWN	✓	
GRUSSENDORF	✓	
KELLY		✓
KOHRING		✓
MARTIN		✓
MULDER		
NAVARRE	✓	
FOSTER	✓	
HANLEY		✓
TOTAL	_____	_____

PASSED: _____
FAILED: 5-5

AMENDMENT # 8

2-8
DNR failed

OFFERED IN THE HOUSE

BY REPRESENTATIVE BROWN

DELETE

Department of Natural Resources

BRU:	Agriculture Development	
Component:	Agriculture Development	
	Agriculture Revolving Loan Fund	1240.0

ADD

TO:	General Fund	1240.0 ARLF
-----	--------------	-------------

ADD

Department of Administration

BRU:	Public Defender	
Component:	Public Defender	460.0 GF

BRU:	Office of Public Advocacy	
Component:	Office of Public Advocacy	780.0 GF

ROLL CALL
HOUSE FINANCE COMMITTEE

MEETING OF 3/29/95

SUBJECT DIR-8

MEMBER	YES	NO
THERRIAULT		✓
BROWN	✓	
GRUSSENDORF		✓
KELLY		✓
KOHRING		✓
MARTIN		✓
MULDER		
NAVARRE		✓
PARNELL		✓
HANLEY		✓
FOSTER	✓	
TOTAL		

PASSED: _____

FAILED: 2-8

AMENDMENT #9 **DNR**

3-6 failed

OFFERED IN THE HOUSE

BY REPRESENTATIVE BROWN

DELETE

Department of Natural Resources

BRU:	Agriculture Development	
Component:	Agriculture Development	
	Agriculture Revolving Loan Fund	200.0

ADD

TO:	General Fund	200.0 ARLF
-----	--------------	------------

ADD

Department of Health & Social Services

BRU:	State Health Services	
Component:	Maternal Child & Family Health	200.0 GF

ROLL CALL
HOUSE FINANCE COMMITTEE

MEETING OF _____

SUBJECT DNR 9

MEMBER	YES	NO
BROWN	✓	
GRUSSENDORF	✓	
KELLY		✓
KOHRING		✓
MARTIN		✓
MULDER		
NAVARRE		
PARNELL		✓
THERRIAULT		✓
HANLEY		✓
FOSTER	✓	
TOTAL	_____	_____

PASSED: _____

FAILED: 3-6

filed
2-9

AMENDMENT #10 DNR

OFFERED IN THE HOUSE
TO: CS HB 100

BY REPRESENTATIVE
BROWN

DELETE

Agency: DNR
BRU: Agricultural Development
Component: Agricultural Development
Agricultural Revolving Loan Fund: 100.

ADD

Agency: DNR
BRU: Management and Administration
Component: Administrative Services: 100

This amendment takes 100. from the Agricultural Revolving Loan Fund and places that amount in the Administrative Services component for the Support Services' Director's office.

ROLL CALL
HOUSE FINANCE COMMITTEE

MEETING OF _____

SUBJECT DAR 10

MEMBER	YES	NO
GRUSSENDORF	✓	
KELLY		✓
KOHRING		✓
MARTIN		✓
MULDER		✓
NAVARRE		✓
PARNELL		✓
THERRIAULT		✓
BROWN	✓	
FOSTER		✓
HANLEY		✓

TOTAL _____

PASSED: _____

FAILED: 2-9

w/d

AMENDMENT # 11 **DNR**

OFFERED IN THE HOUSE
TO: CS HB 100

BY REPRESENTATIVE

Brown

DELETE

Agency:	DNR	
BRU:	Agricultural Development	
Component:	Agricultural Development	
	Agricultural Revolving Loan Fund:	100.

ADD

Agency:	DNR	
BRU:	Parks and Recreation Management	
Component:	Parks Management:	100.
	Division Director's office	

AMENDMENT

NO/obj
adopted
#12 DNR

Finance Committee

By: Therrault

TO: HB 100 - Approp: FY 96 Operating and loan budget

Agency: Department of Natural Resources

BRU: Resource Development

Comp: Development - Special Projects

ADD: \$500.0

USMK: \$300.0

Fort Knox and Valdez Creek: \$200.0

Agency: Department of Natural Resources

BRU: Resource Development

Comp: Pipeline Coordinator's Office

ADD: \$640.0

Badami pipeline project

The above projects are for a specific purpose from funds received by DNR. If the authorization is not granted the companies will not contract with DNR to perform these specific projects.

MEMORANDUM
DEPARTMENT OF NATURAL RESOURCES

Room # 421
State of Alaska
SUPPORT SERVICES DIVISION

TO: Sara Fisher
Representative Therriault's Office

DATE: March 29, 1995

FILE NO: 96IIFDEV.MMO

TELEPHONE NO.: 465-2406

Nico Bus
FROM: Nico Bus
Acting Director

SUBJECT: Development Special
Projects

I have attached the information you requested on the projects included in our FY96 budget request in the "Development Special Projects" component and in the Pipeline Coordinator's Office.

Development Special Projects

I have attached a one page briefing describing the various projects included in this component, such as USMX Illinois Creek Gold Property, Fairbanks Gold Mining Fort Knox, Valdez Creek Mine, Milne Point, etc. The revised CS1 form from the operating budget is also attached.

Badami Pipeline Project

The original approved RPL for FY95 funding for the Badami Pipeline project is attached, which contains an overview of the project. Also attached is the revised CS1 form from the FY96 operating budget describing the FY96 request related to Badami.

Please call me if you need any additional information.

Attachment

DESCRIPTION OF PROJECTS - "DEVELOPMENT SPECIAL PROJECTS" COMPONENT

A. USMX's Illinois Creek Gold Property Development. USMX, Inc. is the operator for the proposed Illinois Creek, Alaska Mine Project. The Illinois Creek project is located in the southern Kaiyuh Mountains in the western interior of Alaska. The project is located about 57 miles southwest of Galena and 23 miles east of the Yukon River. The project involves two State of Alaska mining leases. The project will mine both gold and silver, have a mine life estimated at 5 to 6 years, and use a "side hill or partial valley fill" cyanide heap leaching operation.

USMX wishes to enter an agreement in which the Department of Natural Resources acts as the project coordinator for the company to facilitate the permitting processes through the various state agencies and assist with the federal agencies. The agreement is being modeled after the agreements between the Division of Land and Fairbanks Gold Mining, Inc. for the Fort Knox Mine Development project, which have been considered very successful. Initial workplans and the project profile call for participating agencies/divisions to be DNR's Land, Mining and Water and IRM, Department of Fish and Game, and Department of Environmental Conservation. The agreement for FY 96 is in the preliminary stages of negotiation but is currently estimated at \$300.0.

B. Fairbanks Gold Mining, Inc. for the Fort Knox Project development. FGMI has expressed to the Division of Land that they desire to continue the Department of Natural Resource's involvement as project manager/ coordinator in the permitting and early construction phases of the Fort Knox development. Although FGMI and the Department have not negotiated the actual cost for the FY 96 services, the estimated cost is \$125. The participating agencies involved in the project are DNR's Division of Land, The Department of Fish and Game and the Department of Environmental Conservation. FGMI will be constructing the fresh water supply dam and the beginning stages of the tailings disposal dam as well as roads, facility pads and facilities as soon as possible. Clearing activities are already underway. Road improvements and new access is also scheduled.

C. Other projects in the early phases of discussion include Valdez Creek Mine, Milne Point, Badami materials, Glacier Winner Creek, Echo Bay, Plans of Operation by ski resort operators and reserve pit closeouts. These agreements will most likely total approximately \$75.0 in FY96, and will include the DNR's Division of Land, and Department of Environmental Conservation or, possibly others as the projects become more clearly defined.

A preliminary meeting with the Valdez Creek Mine operators indicates that work on this phase of the project as discussed with DNR will begin as soon as possible and will be coordinated with the federal agencies involved.

These agreements will have no impact on the State's general fund. They are reimbursable agreements in which the state agrees to perform services set forth in a workplan/contract and the companies agree to pay for these services, or as provided in AS 38.05.860. If agreements are not entered into, the funds will not be received or expended by the state.

Description	Positions		Funding Sources		Personal Services	Travel	Contracts	Supplies	Equipment	Lands & Buildings	Grants & Claims	Misc
	PFT	PPT	General Funds	Other								
FY 95 Adjusted												

Transfers

Increases/Decrements

Created new component to reflect "revenue-neutral" program receipts projects in this BRU.			500.0				500.0					

FY 96 Governor			500.0				500.0					
----------------	--	--	-------	--	--	--	-------	--	--	--	--	--

**CS1
COMPONENT
SUMMARY**

Agency NATURAL RESOURCES
 BRU Resource Development
 Component Development Special Projects #2039

Page 1 of 2
 Date Revised: 2/23/95

FY96

REVISED

DESCRIPTION OF CHANGES FROM FY95 ADJUSTED TO FY96 GOVERNOR'S REQUEST

1. This requests establishes a new component in the Resource Development BRU to reflect "revenue-neutral" program receipts projects entered into by the department. We have established a separate component for these projects because they are not of an on-going operating nature. The distribution of funding to participating divisions and state agencies varies and is based on negotiated workplans between the sponsors and the state. Having the new component will allow us to budget the contractual agreement between the state and the company as contractual services and from there we will RSA the funds to both DNR divisions and other state agencies, per the agreed upon workplans and contracts.

Projects being considered at this time for inclusion in this project:

A. USMX's Illinois Creek Gold Property Development. USMX, Inc. is the operator for the proposed Illinois Creek, Alaska Mine Project. The Illinois Creek project is located in the southern Kaiyuh Mountains in the western interior of Alaska. The project is located about 57 miles southwest of Galena and 23 miles east of the Yukon River. The project involves two State of Alaska mining leases. The project will mine both gold and silver, have a mine life estimated at 5 to 6 years, and use a "side hill or partial valley fill" cyanide heap leaching operation.

USMX wishes to enter an agreement in which the Department of Natural Resources acts as the project coordinator for the company to facilitate the permitting processes through the various state agencies and assist with the federal agencies. This agreement is being modeled after the agreements between the Division of Land and Fairbanks Gold Mining Inc. for the Fort Knox development project, which have been considered very successful. Initial workplans and the project profile call for participating agencies/divisions to be DNR's Land, Mining & Water and IRM; Department of Fish & Game and Department of Environmental Conservation. The agreement for FY96 is in the preliminary stages of negotiation and is currently estimated at \$300.0.

B. Fairbanks Gold Mining Inc. for Fort Knox Project development. FGMI has expressed to the Division of Land that they desire to continue the Department of Natural Resource's involvement as project manager/coordinator in the permitting and early construction phases of the Fort Knox development. Although FGMI and the Department have not negotiated the actual cost for the FY96 services, the estimated cost is \$125.0. The participating agencies involved in the project are DNR's Division of Land, the Department of Fish & Game and the Department of Environmental Conservation. FGMI will be constructing the freshwater supply dam and the beginning stages of the tailings disposal dam as well as roads, facility pads and facilities as soon as possible. Clearing activities are already underway. Road improvements and new access is also scheduled.

C. Other projects in the early phases of discussion include Valdez Creek Mine, Mine Point, Badami materials, Glacier Winner Creek, and Echo Bay. These agreements will most likely total approximately \$75.0 in FY96, and will include DNR's Division of Land, the Department of Environmental Conservation, and possibly others as projects become more clearly defined. A preliminary meeting with the Valdez Creek Mine operators indicates that work on this phase of the project as discussed with DNR will begin as soon as possible and will be coordinated with the federal agencies involved.

These agreements will have no impact to the State's general fund. They are reimbursable agreements in which the state agrees to perform services set forth in a workplan/contract and the companies agree to pay for these services, or as provided in AS 38.05.860. If the agreements are not entered into, the funds will not be received or expended by the state.

CS1
COMPONENT
SUMMARY
REVISED

Agency NATURAL RESOURCES
BRU Resource Development
Component Development Special Projects #203S

Page 2 of 2
Date Revised: 2/23/95

FY96

MEMORANDUM
DEPARTMENT OF NATURAL RESOURCES

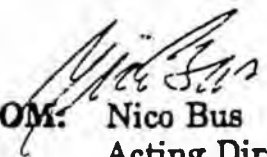
State of Alaska
SUPPORT SERVICES DIVISION

TO: Nancy J. Slagle, Director
OMB - Budget Review
Office of the Governor

DATE: November 4, 1994

FILE NO: 10-5-4028

TELEPHONE NO.: 465-2406


FROM: Nico Bus
Acting Director

SUBJECT: ADN 1054028 Type IV
DNR - SPCO
Receive and Expend
Program Receipts

The Department of Natural Resources requests authorization to receive and expend up to \$300,000 in general fund program receipts in the Resource Development BRU, Pipeline Coordinator Component. The funding is necessary in the State Pipeline Coordinator's Office for the remainder of FY95 to cover expenditures related to the Badami Pipeline Project.

1. Funding Availability

BP Exploration (Alaska) Inc. (BPXA) is evaluating the opportunity to develop the Badami oil field and to process the pipeline right-of-way lease application to be filed under AS 38.35. The field is located primarily offshore beneath Mikkelsen Bay on Alaska's North Slope approximately 25 miles east of existing North Slope oil field development. Pipeline construction is scheduled for early 1997, with project start-up by mid-year of 1997.

BPXA is scheduled to submit an application for a common carrier pipeline right-of-way lease pursuant to AS 38.35. In accordance with AS 38.35. 140 (b) *"the lessee shall reimburse the state for all reasonable costs incurred in processing an application filed under AS 38.35.050 and in monitoring the construction of the pipeline on the right-of-way."*

The project has four phases, which are: 1) public and agency review and comment; 2) Commissioner's analysis and preparation of a proposed lease; 3) Commissioner's decision, preparation and issuance of a final lease and issuance of agency permits; and 4) monitoring of construction. The minimum time period for the entire project is 2½ years.

This RPL request is to receive and expend funds from BPXA in FY95 for work and expenditures incurred in processing this right-of-way lease application, which includes the pre-application meetings, through the first two phases of this project in compliance with statutes and regulations. These funds would be used to support all line items (personnel, travel, contractual services, office supplies and equipment) related to the project.

The work to be accomplished under this project is controlled by BPXA's submittals. If these funds are not expended under this project, the funds shall not be received or expended on any other project.

2. New or Expended Services to be provided

In accordance with AS 38.35.010(a) "*The natural resources of this state in crude oil and natural gas and in its land for transportation of these resources and their products by pipeline toward markets both in and out of the state are capable of making a significant contribution to the general welfare of the people of this state. It is the policy of this state that the development, use, and control of a pipeline transportation system be directed to make the maximum contribution to the development of the human resources of this state, the increase in the standard of living for all of its residents, the advancement of existing and potential sectors of its economy, the strengthening of free competition in its private enterprise system, and the careful protection of its incomparable natural environment.*" Pursuant to AS 38.35.015 the commissioner of the Department of Natural Resources has all the powers necessary and proper to implement the policy, purposes, and provisions of AS 38.35. The commissioner has delegated this authority to the State Pipeline Coordinator in the State Pipeline Coordinator's Office. This increased funding would allow the office to accomplish the tasks identified and required under the related statutes and regulations.

3. Impact on the General Fund

No impacts will occur to the general fund since the applicant is required by law to reimburse the state for reasonable costs incurred. The project should increase the tax base for state and municipal entities.

4. Positions to be Funded

Personal Services - \$92,310.00

The following are two new positions needed for this project. The cost for each position is calculated based on salary and benefits per Full-Time Equivalent for FY95. These positions are to be project specific positions. They are to be appointed to complete the work associated with the four phases of the Badami Pipeline Project. When the project is completed, these project positions shall be terminated.

PCN 10-XXXX	Natural Resource Officer II-R16	5 months	\$22,450.00
-------------	---------------------------------	----------	-------------

This position will be responsible for drafting letters, memos and documents such as public notices, reports, decisions, and comments on plans that are related to this project. Determine land status and title for project area. Assist with preparation for public meetings, coordinate scheduling of public meetings, participate in public meetings and be prepared to answer questions on process and land issues. Review documents submitted in relation to this project and prepare comments on content and required additional data. Initiate and/or assist in interagency coordination. Prepare input for budget development. Maintain data entries on the Land Administration System and on the Land Records Information System.

PCN 10-XXXX Administrative Clerk II-R8 6 months \$16,550.00

A clerk position is needed for administrative support for this project. The position will be responsible for typing material from draft to final which includes letters, memos, agenda, decisions, public notices, documents and other related documents associated with this project. This position will proofread, identify and correct typing and grammatical errors. Maintenance and use of various computer programs on the PC which includes WordPerfect, Excel, and other project related programs. The position will make travel arrangements, public meeting arrangements, travel authorizations, and reimbursements related to this project.

The following are current positions that we anticipate will receive funding under this project. The costs are calculated based on salary and benefits per Full Time Equivalents.

PCN 10-0113	Natural Resource Manager II - R22	1½ month	\$ 10,875.00
PCN 10-1313	Natural Resource Manager I - R18	1 month	\$ 6,300.00
PCN 10-0119	Data Processing Manager I - R21	15 days	\$ 4,390.00
PCN 10-0112	Administrative Assistant II - R14	1½ month	\$ 7,315.00
PCN 10-0114	Deputy State Pipeline Coordinator of Engineering - R24	10 days	\$ 3,710.00
PCN 10-0120	Technical Engineer II - R22	2½ months	\$ 17,575.00
PCN 10-0116	Administrative Clerk II - R8	1 month	\$ 3,145.00

Travel - \$60,000.00

The travel budget includes per diem, airline travel and charge backs from BPXA on lodging and helicopter charters for all State agencies involved in the project, such as the Departments of Environmental Conservation, Fish and Game, and Natural Resources. These travel expenditures for all State agencies have been grouped to allow for closer control over the charge backs from BPXA. The travel amount is based on estimated costs since some of the charge back rates such as helicopter charter costs have not been established by BPXA.

The staff is required to travel to become familiar with the alignment, optional alignments, and proposed river crossings associated with the project. The process requires public meetings to assure public awareness and input. Various staff will need to attend meetings to address concerns related to the project.

Rounded down to an even \$60,000, the following is a best estimate of the travel budget for all agencies involved in the project, using current airfare and per diem rates, and an estimate of the helicopter charter chargeback costs still to be established by BPXA.

4 trips Anchorage to Barrow @ \$700	\$2,800.00
5 trips Anchorage to Fairbanks @ \$200	\$1,000.00
5 trips Fairbanks to Anchorage @ \$200	\$1,000.00
25 trips Anchorage to Prudhoe @ \$700	\$17,500.00
8 per diem days in Barrow @ \$100	\$800.00

10 per diem days in Fairbanks @ \$100	\$1,000.00
10 per diem days in Anchorage @ \$100	\$1,000.00
50 per diem days in Prudhoe @ \$100	\$5,000.00
50 hours of helicopter time @ \$600	<u>\$30,000.00</u>
	\$60,100.00

Contractual Services - \$129,190.00

- a. Public noticing for application, and decision. \$ 3,500.00
- b. Film processing, postage, telephone costs, computer wiring and hookups for computers and phones, maps and courier services. \$ 3,000.00
- c. Reimbursable Service Agreements (RSA's) \$112,985.00
RSA's will be established for contract work on specific elements of this project and for staff to work on this project. The following is a breakdown of the funds for each and a summary of task accomplished with the funds identified:
1. Division of Support Services \$ 5,950.00
The Division of Support Services will provide the critical personnel, revenue collection and accounting, and administrative and procurement support to this project.
 2. Land Records Information System \$ 520.00
The proposed and alternate pipeline routes will be noted to the graphic record with a disposal line and a label indicating the originating action, file type, file number an application status. Pipeline route covers 7 townships with one status plat for each township. Some or all of townships may be automated by January 1995.
 3. Division of Agriculture \$ 4,500.00
The Plant Materials Center will review the documents submitted for the revegetation issues related to this project.
 4. Department of Environmental Conservation \$30,000.00
The department will review the contingency plan for this pipeline project. The plan and right-of-way application will be reviewed for acceptable standards of environmental engineering, including leak detection, corrosion prevention and monitoring, shut-in valve design and placement, and thermal stability. The department will participate with meetings with the public and project applicant and provide technical assistance and written input.

5. Department of Fish and Game \$72,015.00
The department will participate in public and project applicant meetings and will continue studies of fisheries and grizzly bear to facilitate permitting and to provide baseline environmental data for the pipeline portion of the project. The department will review the right-of-way application and supporting documents and provide technical assistance and written input.

- d. Office Space \$ 7,000.00
e. Xerox \$ 2,705.00

Office Supplies - \$6,000.00

This would include field gear, desks, bookcases, filing cabinets and supplies.

Equipment - \$12,500.00

This would be for computers, software, vehicle rental, phones, computer wiring and other project related equipment to support staff for project.

TOTAL FOR PERSONNEL, TRAVEL, CONTRACTUAL SERVICES, OFFICE SUPPLIES AND EQUIPMENT IS \$300,000.00

5. Technical and Budgetary Aspects of the RPL

This funding request was not included in FY95 budget since the project was not before us at the time. The BPXA will submit an application for a right-of-way lease and is requesting the office to process the application.

This funding will be spent during this fiscal year. The FY96 amended operating budget will identify the budget for this project.

An AKSAS document is attached. Please contact Jean Davis at 465-2422 with any further questions.

Attachment

cc: Laura Baker, Budget Analyst, OMB
Jean Davis, Budget Analyst II, Financial Services
Jerry Brossia, State Pipeline Coordinator
Ellen Clothier, Human Resources Manager

November 4, 1994

REVISED PROGRAM NO. 10-5-4028

DATE 11/8/94

PAGE NO. 6

Laura Baker
Laura Baker, Budget Analyst
Division of Budget Review
Office of Management and Budget

Approved this 14th day of Nov, 1994.

Nancy J. Slagle
Nancy J. Slagle, Director
Division of Budget Review
Office of Management and Budget

Description	Positions		Funding Sources		Personal Services	Travel	Contracts	Supplies	Equipment	Lands & Buildings	Grants & Claims	Misc
	PFT	PPT	General Funds	Other								
FY 95 Adjusted	16		1,489.4	223.4	1,037.3	50.7	564.7	54.1	6.0			

Transfers

Line Item Transfer					5.2	0.8			(6.0)			

Increments/Decrements

Increase program receipts for Badami Pipeline Project	2		640.0		119.8	180.0	328.2	12.0				

FY 96 Governor	18		2,129.4	223.4	1,162.3	231.5	892.9	66.1				
----------------	----	--	---------	-------	---------	-------	-------	------	--	--	--	--

**CS1
COMPONENT
SUMMARY**

Agency NATURAL RESOURCES
 BRU Resource Development
 Component Pipeline Coordinator #1191

Page 1 of 2
 Date Revised: 2/23/95

FY96

REVISED

DESCRIPTION OF CHANGES FROM FY95 ADJUSTED TO FY96 GOVERNOR'S REQUEST

1. Line item transfer of funding to align request with projected FY96 expenditures.
2. The FY96 budget request includes a new project for the Pipeline Coordinator's component, the Badami Pipeline project. The request for \$640.0 in program receipts is based on an estimated workplan being negotiated with the Pipeline Coordinator's Office and BP Exploration (Alaska) Inc. (BPXA). This project by BPXA is the development of the Badami oil field and the processing of the pipeline right-of-way lease application to be filed under AS 38.35. BPXA proposes to construct a pipeline from the Badami oil field at Middleton Bay to Prudhoe Bay over approximately 25 miles of state-owned land. The proposal is to connect the Badami oil field to Prudhoe Bay with a 20" chilled pipeline with no access road. Pipeline construction is scheduled for early 1997, with project start-up by mid-year of 1997.

The Pipeline Coordinator's Office received \$300.0 in program receipt authorization from LB&A in November, 1994, for FY95 participation in the early phases of the Badami Pipeline project, which include public and agency review and comment and the Commissioner of Natural Resources' analysis and preparation of the proposed lease. The RPL included two new project positions which have been included in the Pipeline Coordinator's component FY96 budget request. If the FY95 schedule is met, then the FY96 budget will be as estimated here.

The work to be accomplished under this project is controlled by BPXA's submittals. If these funds are not expended under this particular project, the funds shall not be received or expended for any other project. In accordance with AS 38.35.140(b) "the lessee shall reimburse the state for all reasonable costs incurred in processing an application filed under AS 38.35.050 and in monitoring the construction of the pipeline on the right-of-way".

CS1
COMPONENT
SUMMARY

Agency NATURAL RESOURCES
BRU Resource Development
Component Pipeline Coordinator #1191

Page 2 of 2

Date Revised: 2/23/95

FY96

REVISED

Sec. 37.05.146

DEFINITION OF PROGRAM RECEIPTS AND NON-GENERAL FUND PROGRAM RECEIPTS.

In AS 37.05.142 - 37.05.146 and AS 37.07.080, "program receipts" means fees, charges, income earned on assets, and other state money received by a state agency in connection with the performance of its functions; all program receipts except the following are general fund program receipts:

- (1) federal receipts;
- (2) University of Alaska receipts (AS 14.40.491);
- (3) individual, foundation, or corporation gifts, grants, or bequests that by their terms are restricted to a specific purpose;
- (4) receipts of the following funds:
 - (A) highway working capital fund (AS 44.68.210);
 - (B) correctional industries fund (AS 33.32.020);
 - (C) loan funds;
 - (D) international airport revenue fund (AS 37.15.430);
 - (E) funds managed by the Alaska Housing Finance Corporation (AS 18.56.020), the Alaska Railroad Corporation (AS 42.40.010), the Municipal Bond Bank Authority (AS 44.85.020), the Alaska Aerospace Development Corporation (AS 14.40.821), or the Alaska Industrial Development and Export Authority (AS 44.88.020);
 - (F) fish and game fund (AS 16.05.100);
 - (G) school fund (AS 43.50.140);
 - (H) training and building fund (AS 23.20.130);
 - (I) retirement funds (AS 14.25, AS 22.25, AS 26.05.222, AS 39.35, and former AS 39.37);
 - (J) permanent fund (art. IX, sec. 15, Alaska Constitution);
 - (K) public school fund (AS 37.14.110);
 - (L) second injury fund (AS 23.30.040);
 - (M) fishermen's fund (AS 23.35.060);
 - (N) FICA administration fund (AS 39.30.050);
 - (O) receipts of the employee benefits program established under AS 39.30.150 - 39.30.180;
 - (P) receipts of the deferred compensation program established under AS 39.45;
 - (Q) clean air protection fund (AS 46.14.260);
 - (R) receipts of the group insurance programs established under AS 39.30.090;
 - (S) mental health trust fund (AS 37.14.031).
- (5) receipts of or from the trust established by AS 37.14.400 - 37.14.450, except reimbursements described in AS 37.14.410.

History -

(Sec. 1 ch 36 SLA 1990; am Sec. 8 ch 14 SLA 1991; am Sec. 5 ch 66 SLA

AMENDMENT

failed
#13 DNR
3-7

OFFERED IN THE HOUSE

BY REPRESENTATIVE BROWN

DELETE

Department of Natural Resources

BRU: Agricultural Development

Component: Agricultural Development

1,500 ARLF

ADD

Department of Community and Regional Affairs

BRU: Senior Citizens/Disabled Veterans Tax Relief

Component: Homeowners Property Tax Exemption

1,163.8

BRU: Senior Citizens/Disabled Veterans Tax Relief

Component: Renter's Equivalency Rebate

336.2

Total add to BRU

1,500

ROLL CALL
HOUSE FINANCE COMMITTEE

MEETING OF 3/30/95

SUBJECT DNR B

MEMBER	YES	NO
KELLY		<input checked="" type="checkbox"/>
KOHRING		<input checked="" type="checkbox"/>
MARTIN		<input checked="" type="checkbox"/>
MULDER		<input checked="" type="checkbox"/>
NAVARRE		
PARNELL		<input checked="" type="checkbox"/>
THERRIAULT		<input checked="" type="checkbox"/>
BROWN	<input checked="" type="checkbox"/>	
GRUSSENDORF	<input checked="" type="checkbox"/>	
HANLEY		<input checked="" type="checkbox"/>
FOSTER	<input checked="" type="checkbox"/>	

TOTAL _____

PASSED: _____

FAILED: 5-7

Failed 3-8

AMENDMENT

OFFERED IN THE HOUSE

BY REPRESENTATIVE BROWN

Department of Natural Resources

INTENT

"It is the intent of the Legislature that no new agricultural land disposals be initiated in FY 96."

ROLL CALL
HOUSE FINANCE COMMITTEE

MEETING OF 3/30/95

SUBJECT DNR Brown Intent

MEMBER	YES	NO
PARNELL		✓
THERRIAULT		✓
BROWN	✓	
GRUSSENDORF		✓
KELLY		✓
KOHRING		✓
MARTIN		✓
MULDER		✓
NAVARRE	✓	✓
FOSTER		✓
HANLEY	✓	
TOTAL		

PASSED: 3

FAILED: 8

FINANCIAL AND PROGRAM INFORMATION

	FY94 ACTUAL	FY95 BUDG	FY95 PROJ	FY96 GOV		YES	NO
Number of loans made	25	50	28	30		<input checked="" type="checkbox"/>	<input type="checkbox"/>
Average loan amount	84.9	70.7	78.6	73.3	Are principal deferments allowed? If yes, state years	<input checked="" type="checkbox"/>	<input type="checkbox"/>
Average loan term	5 yr	5 yr	5 yr	5 yr		5	yrs
Average loan interest rate	8.0%	8.0%	8.0%	8.0%			
Dollar amount of loan applications	2,122.7	3,535.0	2,200.0	2,200.0	Are interest deferments allowed? If yes, state years	<input checked="" type="checkbox"/>	<input type="checkbox"/>
Dollar amount of outstanding loans, FY-end	20,589.3	24,278.4	19,534.3	18,334.3		5	yrs
Annual delinquency rate	(1) 4.4%	2.0%	2.0%	2.0%			
Historic default rate	(3) 64.5%	N/A	N/A	N/A	Is loan forgiveness allowed? If yes, state percentage	<input type="checkbox"/>	<input checked="" type="checkbox"/>
Annual default rate	(2) 51.1%	47.0%	47.0%	43.0%			%
Overhead rate	58.4%	39.3%	66.2%	63.1%			

DESCRIPTION/JUSTIFICATION OF LOAN PROGRAM AND CHANGES IN CASHFLOW PROJECTIONS:

The purpose of the ARLF since its formation in 1953 has been to provide long-term, low-interest loans for farming and farm processing operations. Growth of the fund from \$4.0 million in 1978 to \$70.0 million in 1986 was due to the major commitment made to agriculture by the State in the disposal of agricultural lands and in major projects such as Pt. MacKenzie, Delta I and Delta II. ARLF furnishes 90-95% of all agricultural funding in the state, providing monies for new farm development and continuing support to well-established farmers for equipment purchases and annual operating expenses.

A major effort has been made to litigate, settle, or foreclose on bad debt, which has improved the delinquency and default rates. This will continue to be emphasized in the coming year, resulting in better numbers and more active payments from borrowers in the future.

The greenhouse owners, who are usually substantial borrowers, continue to expand market share and succeed at making a profit while paying their debts. A new greenhouse facility funded by ARLF had a tremendous first year of operation, considerably exceeding the expectations of the owners.

Changes in FY95 Budgeted to FY95 Projected. Currently the 7-member ARLF Board has 5 members appointed since January 1993. The Board is more conservative in their lending practices which has decreased the number of loans made and the dollar amount of loan applications projected for FY95. In addition, ARLF has processed a large new Matanuska Valley greenhouse loan and several large operating requests which have increased the projected average loan amount. The ARLF has also taken possession of an operating dairy farm on Point MacKenzie and have experienced increased equipment disposals resulting from increased litigation action by the Attorney General's Office, write-off and collection efforts by staff. This has increased the projected overhead rate while decreasing the dollar amount of outstanding loans.

(1) Annual Delinquency Rate = Total dollar value of loans with payments delinquent at least 30 days / Total dollar value of loans outstanding. Loans at the Attorney General's (AG's) office for collection are considered in default, and are therefore not included in this equation.

(2) Annual Default Rate = Total dollar value of loans at the Attorney General's office for collection / Total dollar value of loans outstanding. \$7,500.0 of the \$10,513.0 loans at the AG's office are judgments.

(3) Historic Default Rate = A four-year average of the Annual Default Rate for FY91 through FY94.

AGENCY NATURAL RESOURCES

COMPONENT AGRICULTURAL DEVELOPMENT #455

PROGRAM TITLE AGRICULTURAL REVOLVING LOAN FUND

**L2
LOAN FINANCIAL AND
PROGRAM INFORMATION**

Page 1 of 1
Revised date: 12/28/94

FY96

AGENCY TOTALS - FY96 OPERATING BUDGET

***** Department of Natural Resources *****

	<u>FY94 Act</u>	<u>FY95 CC</u>	<u>FY95Auth</u>	<u>Gov Org</u>	<u>Gov. Amd</u>	<u>House</u>	<u>Gov Amd - House Comparison</u>	
Total for Agency	81,346.1	61,471.8	65,797.1	66,961.5	71,468.2	61,817.0	-9651.2	-13.5%
Objects of Expenditure:								
Personal Services	47,926.6	42,074.1	42,229.3	42,636.7	44,980.9	41,517.3	-3463.6	-7.7%
Travel	1,294.8	1,346.9	1,330.4	1,339.7	1,476.4	1,279.2	-197.2	-13.4%
Contractual	19,536.0	15,053.7	18,796.2	19,187.3	21,007.3	16,223.0	-4784.3	-22.8%
Commodities	3,268.2	2,640.4	2,603.2	2,782.3	3,045.5	2,795.4	-250.1	-8.2%
Equipment	1,338.4	270.0	241.0	408.4	417.4	408.4	-9.0	-2.2%
Lands/Buildings	7,504.5	0.0	0.0	0.0	0.0	0.0		
Grants, Claims	477.6	522.4	597.0	607.1	540.7	525.7	-15.0	-2.8%
Miscellaneous	0.0	-435.7	0.0	0.0	0.0	-932.0	-932.0	
Funding Sources:								
1002 Fed Rcpts	7,452.1	10,522.3	10,522.3	10,704.8	10,804.8	10,804.8		
1003 G/F Match	399.0	399.6	399.6	399.6	399.6	399.6		
1004 Gen Fund	41,802.0	31,640.5	35,336.8	35,598.9	41,477.8	33,517.8	-7960.0	-19.2%
1005 GF/Prgm	8,130.3	8,434.4	8,434.4	8,645.1	10,250.1	9,005.1	-1245.0	-12.1%
1006 GF/MHTIA	0.0	0.0	350.0	0.0	0.0	0.0		
1007 I/A Rcpts	7,759.5	5,757.6	5,757.7	6,009.0	3,157.6	3,167.1	9.5	.3%
1018 EVOSS	8,772.8	0.0	0.0	0.0	0.0	0.0		
1021 Agric Loan	1,135.4	1,389.2	1,389.2	1,389.2	1,389.2	1,650.4	261.2	18.8%
1037 GF/MH	0.0	0.0	0.0	278.9	0.0	0.0		
1055 IA/OIL HAZ	108.0	9.5	9.5	148.3	148.3	138.8	-9.5	-6.4%
1061 CIP Rcpts	5,787.0	3,318.7	3,597.6	3,787.7	3,840.8	3,133.4	-707.4	-18.4%
Positions:								
Perm Full Time	598.0	590.0	593.0	597.0	599.0	580.0	-19.0	-3.2%
Perm Part Time	233.0	244.0	245.0	240.0	240.0	240.0		
Non-Perm	832.0	838.0	838.0	818.0	818.0	818.0		

COMPONENT SUMMARY - FY 1995 OPERATING BUDGET

***** Department of Natural Resources *****

Page	Budget Component	FY94 Act	FY95 CC	FY95Auth	Gov Org	Gov Amd	House	Gov Amd - House Comparison	
Management and Administration									
1	Commissioner's Office	616.0	582.3	582.3	582.3	582.3	582.3		
2	Administrative Services	2,375.5	2,515.6	2,516.1	2,423.4	2,423.4	2,323.4	-100.0	-4.1%
3	Recorder's Office/UCC	2,264.4	2,311.0	2,311.0	2,311.0	2,311.0	2,311.0		
4	Commissions	88.8	89.4	89.4	89.4				
5	Trustees Council Projects	8,772.8							
13	Information Resource Manage	3,261.2	3,025.7	3,025.7	3,305.7	3,305.7	2,851.7	-454.0	-13.7%
14	Interdepartmental Data Process	518.3	483.5	483.5	474.5	474.5	474.5		
15	Fairbanks Office Building Chgb	104.9	103.6	103.6	103.6	103.6	103.6		
	* BRU Total	18,001.9	9,111.1	9,111.6	9,289.9	9,200.5	8,646.5	-554.0	-6.0%
Resource Development									
6	Land Development	11,067.0	9,287.6	9,362.2	9,492.7	9,806.6	9,224.2	-582.4	-5.9%
7	Forest Management & Develop	9,707.9	9,433.5	9,500.3	9,433.5	9,448.5	9,348.5	-100.0	-1.1%
8	Oil & Gas Development	4,104.2	4,233.3	4,233.3	4,207.6	4,207.6	4,057.6	-150.0	-3.6%
9	Mining Development	2,267.4	3,823.0	3,823.0	3,823.0	3,823.0	3,823.0		
10	Geological Development	3,001.4	2,707.8	2,707.8	2,654.4	2,754.4	2,599.8	-154.6	-5.6%
11	Water Development	1,832.2	1,524.1	1,524.1	1,524.1	1,624.1	1,491.6	-132.5	-8.2%
12	Pipeline Coordinator	1,606.0	1,712.8	1,712.8	1,712.8	2,352.8	1,712.8	-640.0	-27.2%
16	Oil & Hazardous Waste Spill Rs	108.0	9.5	9.5	148.3	148.3	148.3		
17	Mental Health Lands Admin			628.9	278.9	700.0	700.0		
18	Development - Special Projects					500.0		-500.0	-100.0%
21	Agricultural Development	2,871.8	3,092.0	3,092.0	3,314.5	3,314.5	2,976.5	-338.0	-10.2%
22	State Fairs	98.2	66.4	66.4	66.4				
	* BRU Total	36,664.1	35,890.0	36,660.3	36,656.2	38,679.8	36,082.3	-2,597.5	-6.7%
Parks and Recreation Management									
19	State Historic Preservation	1,005.8	1,072.3	1,072.3	1,197.3	1,197.3	1,197.3		
20	Parks Management	7,409.6	6,470.0	6,470.0	6,758.7	7,161.8	6,696.8	-465.0	-6.5%
	* BRU Total	8,415.4	7,542.3	7,542.3	7,956.0	8,359.1	7,894.1	-465.0	-5.6%
Statewide Fire Suppression									
23	Fire Suppression	14,665.7	8,928.4	8,928.5	9,194.1	15,228.8	9,194.1	-6,034.7	-39.6%
	* BRU Total	14,665.7	8,928.4	8,928.5	9,194.1	15,228.8	9,194.1	-6,034.7	-39.6%

COMPONENT SUMMARY - FISCAL OPERATING BUDGET

***** Department of Natural Resources *****

<u>Page</u>	<u>Budget Component</u>	<u>FY94 Act</u>	<u>FY95 CC</u>	<u>FY95Auth</u>	<u>Gov Org</u>	<u>Gov Amd</u>	<u>House</u>	<u>Gov Amd - House Comparison</u>	
	Front Section Appropriation								
24	Fire Suppression	3,599.0		3,554.4	3,865.3				
	* BRU Total	3,599.0		3,554.4	3,865.3				
	*** Total Agency Expenditures	81,346.1	61,471.8	65,797.1	66,961.5	71,468.2	61,817.0	-9,651.2	-13.5%
	*** Total Agency Funding								
	Fed. Receipt	7,452.1	10,522.3	10,522.3	10,704.8	10,804.8	10,804.8		
	General Fund	50,331.3	40,474.5	44,520.8	44,922.5	52,127.5	42,922.5	-9,205.0	-17.7%
	Other Funds	23,562.7	10,475.0	10,754.0	11,334.2	8,535.9	8,089.7	-446.2	-5.2%

1 Way Comparison: Gov Amd to House - Expenditures, Positions, & Funding - FY96 Operating Budget

* * * * * Department of Natural Resources * * * * *

VIID Title	Funding	TrnType	Total Exp	Pers Svc	Travel	Contract	Supplies	Equip	Land/Bld	Grant	Misc	PFT	PPT	Temp
Management and Administration														
<u>Administrative Services</u>														
Reduce GF for Admin Support		Dec	-100.0	-100.0	0.0	0.0	0.0	0.0	0.0	0.0	0.0	0.0	0.0	0.0
1004 Gen Fund	-100.0													
* Component Total *			-100.0	-100.0	0.0	0.0	0.0	0.0	0.0	0.0	0.0	0.0	0.0	0.0
<u>Information Resource Manage</u>														
Reduce GF for Computer Info Ct		Dec	-65.0	-65.0	0.0	0.0	0.0	0.0	0.0	0.0	0.0	0.0	0.0	0.0
1004 Gen Fund	-65.0													
Reduce GF for Data Proc Svcs		Dec	-89.0	0.0	0.0	0.0	0.0	0.0	0.0	0.0	-89.0	0.0	0.0	0.0
1004 Gen Fund	-89.0													
Gov's Amd Reduce CIP Rcpts		Dec	-300.0	-300.0	0.0	0.0	0.0	0.0	0.0	0.0	0.0	-6.0	0.0	0.0
1061 CIP Rcpts	-300.0													
* Component Total *			-454.0	-365.0	0.0	0.0	0.0	0.0	0.0	0.0	-89.0	-6.0	0.0	0.0
** BRU Total **			-554.0	-465.0	0.0	0.0	0.0	0.0	0.0	0.0	-89.0	-6.0	0.0	0.0
Resource Development														
<u>Land Development</u>														
General Fund Misc Reduction		Dec	-100.0	0.0	0.0	0.0	0.0	0.0	0.0	0.0	-100.0	0.0	0.0	0.0
1004 Gen Fund	-100.0													
Reduce GF PR Public Info Ctr		Dec	-75.0	0.0	0.0	0.0	0.0	0.0	0.0	0.0	-75.0	0.0	0.0	0.0
1005 GF/Prgm	-75.0													
Gov's Amd Reduce CIP Rcpts		Dec	-407.4	-407.4	0.0	0.0	0.0	0.0	0.0	0.0	0.0	-11.0	0.0	0.0
1061 CIP Rcpts	-407.4													
* Component Total *			-582.4	-407.4	0.0	0.0	0.0	0.0	0.0	0.0	-175.0	-11.0	0.0	0.0
<u>Forest Management & Develop</u>														
Reduce GF for Dep Director		Dec	-100.0	-100.0	0.0	0.0	0.0	0.0	0.0	0.0	0.0	0.0	0.0	0.0
1004 Gen Fund	-100.0													
* Component Total *			-100.0	-100.0	0.0	0.0	0.0	0.0	0.0	0.0	0.0	0.0	0.0	0.0
<u>Oil & Gas Development</u>														
Reduce GF for Presale Analysis		Dec	-150.0	0.0	0.0	0.0	0.0	0.0	0.0	0.0	-150.0	0.0	0.0	0.0
1004 Gen Fund	-150.0													

1 Way Comparison: Gov Amd to House - Expenditures, Positions, & Funding - FY96 Operating Budget

* * * * * Department of Natural Resources * * * * *

VTID Title	Funding	TrnType	Total Exp	Pers Svc	Travel	Contract	Supplies	Equip	Land/Bld	Grant	Misc	PFT	PPT	Imp
* Component Total *			-150.0	0.0	0.0	0.0	0.0	0.0	0.0	0.0	-150.0	0.0	0.0	0.0
<u>Geological Development</u>														
Reduce GF for Director's Ofc 1004 Gen Fund	-74.6	Dec	-74.6	-74.6	0.0	0.0	0.0	0.0	0.0	0.0	0.0	0.0	0.0	0.0
Reduce GF Program Receipts 1005 GF/Prgm	-80.0	Dec	-80.0	0.0	0.0	0.0	0.0	0.0	0.0	0.0	-80.0	0.0	0.0	0.0
* Component Total *			-154.6	-74.6	0.0	0.0	0.0	0.0	0.0	0.0	-80.0	0.0	0.0	0.0
<u>Water Development</u>														
Eliminate Navigability Project 1004 Gen Fund	-132.5	Dec	-132.5	-122.5	-3.0	-5.0	-2.0	0.0	0.0	0.0	0.0	0.0	0.0	0.0
* Component Total *			-132.5	-122.5	-3.0	-5.0	-2.0	0.0	0.0	0.0	0.0	0.0	0.0	0.0
<u>Pipeline Coordinator</u>														
Deny Badami Increment 1005 GF/Prgm	-640.0	Dec	-640.0	-119.8	-180.0	-328.2	-12.0	0.0	0.0	0.0	0.0	-2.0	0.0	0.0
* Component Total *			-640.0	-119.8	-180.0	-328.2	-12.0	0.0	0.0	0.0	0.0	-2.0	0.0	0.0
<u>Oil & Hazardous Waste Spill Rs</u>														
Tech Adj I/A Oil Haz to I/A 1007 I/A Rcpts	9.5	FndChg	0.0	0.0	0.0	0.0	0.0	0.0	0.0	0.0	0.0	0.0	0.0	0.0
1055 IA/OIL HAZ	-9.5													
* Component Total *			0.0	0.0	0.0	0.0	0.0	0.0	0.0	0.0	0.0	0.0	0.0	0.0
<u>Development - Special Projects</u>														
Deny GF PR Incrcts for Spec Prj 1005 GF/Prgm	-500.0	Dec	-500.0	0.0	0.0	-500.0	0.0	0.0	0.0	0.0	0.0	0.0	0.0	0.0
* Component Total *			-500.0	0.0	0.0	-500.0	0.0	0.0	0.0	0.0	0.0	0.0	0.0	0.0
<u>Agricultural Development</u>														
Reduce GF for Director's Ofc 1004 Gen Fund	-163.6	Dec	-163.6	0.0	0.0	0.0	0.0	0.0	0.0	0.0	-163.6	0.0	0.0	0.0
Add ARLF for Director's Office 1021 Agric Loan	113.6	Inc	113.6	0.0	0.0	0.0	0.0	0.0	0.0	0.0	113.6	0.0	0.0	0.0
Reduce GF for Ag Land Consvn 1004 Gen Fund	-48.9	Dec	-48.9	0.0	0.0	0.0	0.0	0.0	0.0	0.0	-48.9	0.0	0.0	0.0

1 Way Comparison: Gov Amd to House - Expenditures, Positions, & Funding - FY96 Operating Budget

***** Department of Natural Resources *****

VTID Title	Funding	TrnType	Total Exp	Pers Svc	Travel	Contract	Supplies	Equip	Land/Bld	Grant	Misc	PFT	PPT	Temp
Reduce ARLF for Ag Dev't		Dec	-239.1	0.0	0.0	0.0	0.0	0.0	0.0	0.0	-239.1	0.0	0.0	0.0
1021 Agric Loan	-239.1													
Reduce GF for Plant Mat'l Ctr		Dec	-386.7	0.0	0.0	0.0	0.0	0.0	0.0	0.0	-386.7	0.0	0.0	0.0
1004 Gen Fund	-386.7													
Add ARLF for Plant Mat'l's Ctr		Inc	386.7	0.0	0.0	0.0	0.0	0.0	0.0	0.0	386.7	0.0	0.0	0.0
1021 Agric Loan	386.7													
* Component Total *			-338.0	0.0	0.0	0.0	0.0	0.0	0.0	0.0	-338.0	0.0	0.0	0.0
** BRU Total **			-2597.5	-824.3	-183.0	-833.2	-14.0	0.0	0.0	0.0	-743.0	-13.0	0.0	0.0
Parks and Recreation Manage														
<u>Parks Management</u>														
Reduce GF for Director's Ofc		Dec	-100.0	0.0	0.0	0.0	0.0	0.0	0.0	0.0	-100.0	0.0	0.0	0.0
1004 Gen Fund	-100.0													
Delete Challenge Alaska Grant		Dec	-15.0	0.0	0.0	0.0	0.0	0.0	0.0	-15.0	0.0	0.0	0.0	0.0
1004 Gen Fund	-15.0													
Fund Source Change GF to GF/PR		FndChg	0.0	0.0	0.0	0.0	0.0	0.0	0.0	0.0	0.0	0.0	0.0	0.0
1004 Gen Fund	-400.0													
1005 GF/Prgm	400.0													
Deny GF/Prgm Increment Parks		Dec	-350.0	-91.7	-8.0	-141.3	-100.0	-9.0	0.0	0.0	0.0	0.0	0.0	0.0
1005 GF/Prgm	-350.0													
* Component Total *			-465.0	-91.7	-8.0	-141.3	-100.0	-9.0	0.0	-15.0	-100.0	0.0	0.0	0.0
** BRU Total **			-465.0	-91.7	-8.0	-141.3	-100.0	-9.0	0.0	-15.0	-100.0	0.0	0.0	0.0
Statewide Fire Suppression														
<u>Fire Suppression</u>														
Deny GF Incrt for Fire Supp		Dec	-6034.7	-2082.6	-6.2	-3809.8	-136.1	0.0	0.0	0.0	0.0	0.0	0.0	0.0
1004 Gen Fund	-6034.7													
* Component Total *			-6034.7	-2082.6	-6.2	-3809.8	-136.1	0.0	0.0	0.0	0.0	0.0	0.0	0.0
** BRU Total **			-6034.7	-2082.6	-6.2	-3809.8	-136.1	0.0	0.0	0.0	0.0	0.0	0.0	0.0
*** Agency Total ***			-9651.2	-3463.6	-197.2	-4784.3	-250.1	-9.0	0.0	-15.0	-932.0	-19.0	0.0	0.0

Public Safety

w/d

AMENDMENT # 1

Public Safety

OFFERED IN THE HOUSE

BY REPRESENTATIVE BROWN

DELETE

Department of Public Safety

BRU: Village Public Safety Officer Program

Component: Administration

262.7 GF

ADD

BRU: Village Public Safety Officer Program

Component: Supports

69.6 GF

ADD

BRU: Village Public Safety Officer Program

Component: Contracts

193.1 GF

FY96 INTENT 1

Adopted

AGENCY: Department of Public Safety
BRU: Alaska State Troopers
COMPONENT: Detachments

INTENT LANGUAGE:

It is the intent of the legislature that routine patrol and investigative services by Alaska State Troopers will not be provided after July 1, 1997 to those organized cities, boroughs, and municipalities which have police powers.

RATIONALE:

This is similar to intent language adopted by the Conference Committee for the FY86 DPS budget. The intent is to require those entities which have police powers to utilize local police departments for routine patrol and investigative services rather than rely on state troopers. The anticipated result would be the ability to re-assign those troopers to unserved and underserved areas.

REQUESTED BY: BROWN

ROLL CALL
HOUSE FINANCE COMMITTEE

MEETING OF 3/29/95
SUBJECT Item 1 PS

MEMBER	YES	NO
NAVARRE	✓	
PARNELL		✓
THERRIAULT		✓
BROWN	✓	
GRUSSENDORF	✓	
KELLY	✓	
KOHRING		✓
MARTIN	✓	
MULDER	✓	
HANLEY	✓	
FOSTER	✓	

TOTAL

PASSED: 8-3

FAILED: _____

FY96 INTENT

w/d

AGENCY: Department of Public Safety
BRU: VPSO
COMPONENT: Contracts

REP. GRUSSENDORF
BY REQUEST

INTENT LANGUAGE:

It is the intent of the legislature that, effective July 1, 1996,
the contract overhead rates be standardized so as not to
exceed 25%.

RATIONALE:

The proposed FY96 amount for this component is \$4,930.5 (no change from FY95). These are contracts to 10 Native corporations, who actually hire VPSOs. The contract overhead rates range from a low of 5.4% to a high of 41.8%. The Department does not require a standardized overhead rate. The intent of this language is to impose an administrative overhead cap of 25%, with the anticipated result that additional VPSOs be hired.

BACKUP:

The contracts component is \$4,930.5 for 91 VPSOs, which equals a cost per VPSO of \$54,181. VPSOs are actually paid an average of \$40,000. per annum, leaving an average of \$14,181. in administrative overhead to the Native corporations. This component does not impact DPS support or administrative costs.

Department of Public Safety
Alaska State Troopers
Detachments

799 Number 1 House Intent

It is the intent of the legislature that overtime for State Troopers be reduced from 10 to 8 hours per month, per trooper. Savings resulting from that reduction should be used in combination with GF increments to fund trooper positions.

AGENCY TOTALS - FY96 OPERATING BUDGET

***** Department of Public Safety *****

	<u>FY94 Act</u>	<u>FY95 CC</u>	<u>FY95Auth</u>	<u>Gov Org</u>	<u>Gov Amd</u>	<u>House</u>	<u>Gov Amd - House Comparison</u>	
Total for Agency	97,634.0	96,809.4	99,682.6	99,330.5	101,441.2	98,905.5	-2535.7	-2.5%
Objects of Expenditure:								
Personal Services	60,107.9	57,822.0	59,519.0	59,722.5	61,043.3	59,604.9	-1438.4	-2.4%
Travel	3,374.2	3,311.3	3,285.2	3,296.8	3,435.7	3,293.7	-142.0	-4.1%
Contractual	22,485.6	23,933.8	24,119.7	21,681.0	21,499.9	20,984.7	-515.2	-2.4%
Commodities	2,645.8	2,506.9	2,537.4	2,559.1	2,630.1	2,545.1	-85.0	-3.2%
Equipment	1,347.5	126.0	391.0	241.0	314.2	187.0	-127.2	-40.5%
Lands/Buildings	0.0	0.0	0.0	0.0	0.0	0.0		
Grants, Claims	7,673.0	9,630.3	9,830.3	12,430.1	12,518.0	12,290.1	-227.9	-1.8%
Miscellaneous	0.0	-520.9	0.0	0.0	0.0	0.0		
Funding Sources:								
1002 Fed Rcpts	3,892.7	6,857.5	6,878.8	9,747.8	9,747.8	9,747.8		
1003 G/f Match	378.8	308.8	312.8	910.8	910.8	910.8		
1004 Gen Fund	83,846.1	80,297.7	81,813.1	78,391.5	80,502.2	77,976.5	-2525.7	-3.1%
1005 GF/Prgm	6,063.7	6,275.1	7,541.6	7,129.7	7,129.7	6,744.7	-385.0	-5.4%
1007 I/A Rcpts	1,923.2	1,413.6	1,477.9	1,552.0	1,552.0	1,552.0		
1050 PFD Fund	1,479.5	1,598.7	1,598.7	1,598.7	1,598.7	1,973.7	375.0	23.5%
1055 IA/OIL HAZ	50.0	58.0	59.7	0.0	0.0	0.0		
Positions:								
Perm Full Time	851.0	839.0	858.0	367.0	873.0	867.0	-6.0	-.7%
Perm Part Time	63.0	54.0	64.0	60.0	64.0	60.0	-4.0	-6.3%
Non-Perm	2.0	2.0	2.0	2.0	2.0	2.0		

COMPONENT SUMMARY - FY96 OPERATING BUDGET

***** Department of Public Safety *****

Page	Budget Component	FY94 Act	FY95 CC	FY95Auth	Gov Org	Gov Amd	House	Gov Amd - House Comparison	
	Fish and Wild'life Protection								
1	Enforcement/Investigative Svcs	10,728.5	10,212.2	10,461.2	10,606.4	10,947.6	10,606.4	-341.2	-3.1%
2	Director's Office	224.8	221.7	221.7	235.7	235.7	235.7		
3	Aircraft Section	1,571.4	1,489.5	1,489.5	1,489.5	1,489.5	1,489.5		
4	Marine Enforcement	2,478.0	2,463.0	2,499.1	2,499.1	2,499.1	2,499.1		
	* BRU Total	15,002.7	14,386.4	14,671.5	14,830.7	15,171.9	14,830.7	-341.2	-2.2%
	Fire Prevention								
5	Fire Prevention Operations	1,477.7	1,477.0	1,495.8	1,488.1	1,672.7	1,488.1	-184.6	-11.0%
6	Fire Service Training	577.0	422.7	422.7	422.7	626.8	422.7	-204.1	-32.6%
	* BRU Total	2,054.7	1,899.7	1,918.5	1,910.8	2,299.5	1,910.8	-388.7	-16.9%
	Highway Safety Planning Agency								
7	Hwy Safety Planning Operat	219.6	221.7	221.7	229.2	229.2	229.2		
8	Federal Grants	936.0	3,642.6	3,642.6	6,406.7	6,406.7	6,406.7		
	* BRU Total	1,155.6	3,864.3	3,864.3	6,635.9	6,635.9	6,635.9		
	Motor Vehicles								
9	Driver Services	1,267.1	1,277.9	1,401.9	1,295.9	1,295.9	1,295.9		
10	Field Services	6,083.6	6,059.4	6,250.3	6,219.9	6,289.2	6,219.9	-69.3	-1.1%
11	Administration	906.1	873.6	873.6	873.6	873.6	873.6		
	* BRU Total	8,256.8	8,210.9	8,525.8	8,389.4	8,458.7	8,389.4	-69.3	-.8%
	Alaska State Troopers								
12	Detachments	30,922.2	29,238.6	30,569.8	31,503.5	32,203.5	31,365.4	-838.1	-2.6%
13	Special Projects	492.1	500.1	506.8	465.9	465.9	465.9		
14	Criminal Investigations Bureau	5,293.2	3,754.1	3,959.5	3,446.4	3,446.4	3,446.4		
15	Director's Office	669.8	675.8	675.8	675.8	675.8	675.8		
16	Judicial Services-Anchorage	1,952.7	1,996.1	2,053.2	1,971.5	1,971.5	1,959.6	-11.9	-.6%
17	Prisoner Transportation	855.3	1,018.5	1,018.5	1,343.5	1,343.5	1,343.5		
18	Search and Rescue	230.6	291.1	291.1	291.1	291.1	291.1		
19	Rural Trooper Housing	326.6	386.5	386.5	447.3	447.3	422.3	-25.0	-5.6%
20	Narcotics Task Force	2,293.1	2,493.8	2,526.1	2,806.1	2,806.1	2,806.1		
21	Commercial Vehicle Enforcement	404.1	412.5	416.4	476.4	476.4	476.4		
	* BRU Total	43,439.7	40,767.1	42,403.7	43,427.5	44,127.5	43,252.5	-875.0	-2.0%

COMPONENT SUMMARY - FY96 OPERATING BUDGET

***** Department of Public Safety *****

Page	Budget Component	FY94 Act	FY95 CC	FY95Auth	Gov Org	Gov Amd	House	Gov Amd - House Comparison	
	Village Public Safety Officer Program								
22	Contracts	4,928.8	4,930.5	4,930.5	4,930.5	5,149.7	4,930.5	-219.2	-4.3%
23	Support	1,726.7	1,659.5	1,691.8	1,691.8	1,691.8	1,691.8		
24	Administration	263.1	262.7	262.7	262.7	262.7	262.7		
	* BRU Total	6,918.6	6,852.7	6,885.0	6,885.0	7,104.2	6,885.0	-219.2	-3.1%
	Alaska Police Standards Council								
25	Ak Police Standards Council	265.3	274.0	274.0	624.0	624.0	624.0		
	* BRU Total	265.3	274.0	274.0	624.0	624.0	624.0		
	Violent Crimes Compensation Board								
26	Violent Crimes Comp Board	858.6	1,014.7	1,114.7	971.7	971.7	871.7	-100.0	-10.3%
	* BRU Total	858.6	1,014.7	1,114.7	971.7	971.7	871.7	-100.0	-10.3%
	Council on Domestic Violence and Sexual Assault								
27	Domestic Viol/Sexual Assault	6,271.3	6,358.0	6,458.0	6,458.0	6,545.9	6,408.0	-137.9	-2.1%
	* BRU Total	6,271.3	6,358.0	6,458.0	6,458.0	6,545.9	6,408.0	-137.9	-2.1%
	Statewide Support								
28	Community Jails	4,472.3	4,445.2	4,445.2					
29	Commissioner's Office	688.5	686.5	686.5	686.5	686.5	686.5		
30	Training Academy	1,226.4	1,154.1	1,165.9	1,310.9	1,310.9	1,310.9		
31	Administrative Services	1,798.5	1,806.6	1,807.0	1,810.8	1,810.8	1,810.8		
32	Civil Air Patrol	503.0	503.1	503.1	503.1	503.1	503.1		
33	Laboratory Services	2,116.9	1,975.3	2,024.9	2,011.7	2,011.7	2,011.7		
34	APSIM	1,465.6	1,390.8	1,390.8	1,330.8	1,598.6	1,330.8	-267.8	-16.8%
35	Building Security/Maintenance	54.9							
36	Alaska Criminal Records and ID	1,084.6	1,220.0	1,543.7	1,543.7	1,580.3	1,443.7	-136.6	-8.6%
	* BRU Total	13,410.7	13,181.6	13,567.1	9,197.5	9,501.9	9,097.5	-404.4	-4.3%
	*** Total Agency Expenditures	97,634.0	96,809.4	99,682.6	99,330.5	101,441.2	98,905.5	-2,535.7	-2.5%

COMPONENT SUMMARY - FY95 OPERATING BUDGET

***** Department of Public Safety *****

<u>Page</u>	<u>Budget Component</u>	<u>FY94 Act</u>	<u>FY95 CC</u>	<u>FY95Auth</u>	<u>Gov Org</u>	<u>Gov Amd</u>	<u>House</u>	<u>Gov Amd - House Comparison</u>	
	*** Total Agency Funding								
	Fed. Receipt	3,892.7	6,857.5	6,878.8	9,747.8	9,747.8	9,747.8		
	General Fund	90,288.6	86,881.6	89,667.5	86,432.0	88,542.7	85,632.0	-2,910.7	-3.3%
	Other Funds	3,452.7	3,070.3	3,136.3	3,150.7	3,150.7	3,525.7	375.0	11.9%

1 Way Comparison: Gov And to House - Expenditures, Positions, & Funding - FY96 Operating Budget

***** Department of Public Safety *****

VTID Title	Funding	TrnType	Total	Exp	Pers	Svc	Travel	Contract	Supplies	Equip	Land/Bld	Grant	Misc	PFI	PPI	Imp
Fish and Wildlife Protection																
<u>Enforcement/Investigative Svcs</u>																
Deny 96 Increments		Dec	-341.2		-197.4		-32.4	-38.8	-8.4	-64.2	0.0	0.0	0.0			0.0
1004 Gen Fund	-341.2															
* Component Total *			-341.2		-197.4		-32.4	-38.8	-8.4	-64.2	0.0	0.0	0.0	0.0	0.0	0.0
** BRU Total **			-341.2		-197.4		-32.4	-38.8	-8.4	-64.2	0.0	0.0	0.0	0.0	0.0	0.0
Fire Prevention																
<u>Fire Prevention Operations</u>																
Deny 96 Increments		Dec	-184.6		-109.6		-22.0	-24.0	-20.0	-9.0	0.0	0.0	0.0	-2.0		0.0
1004 Gen Fund	-184.6															
* Component Total *			-184.6		-109.6		-22.0	-24.0	-20.0	-9.0	0.0	0.0	0.0	-2.0	0.0	0.0
<u>Fire Service Training</u>																
Deny 96 Increments		Dec	-204.1		-36.6		-84.5	-40.4	-42.6	0.0	0.0	0.0	0.0	-1.0		0.0
1004 Gen Fund	-204.1															
* Component Total *			-204.1		-36.6		-84.5	-40.4	-42.6	0.0	0.0	0.0	0.0	-1.0	0.0	0.0
** BRU Total **			-388.7		-146.2		-106.5	-64.4	-62.6	-9.0	0.0	0.0	0.0	-3.0	0.0	0.0
Motor Vehicles																
<u>Field Services</u>																
Deny 96 Increments		Dec	-69.3		-69.3		0.0	0.0	0.0	0.0	0.0	0.0	0.0		-4.0	0.0
1004 Gen Fund	-69.3															
* Component Total *			-69.3		-69.3		0.0	0.0	0.0	0.0	0.0	0.0	0.0	0.0	-4.0	0.0
** BRU Total **			-69.3		-69.3		0.0	0.0	0.0	0.0	0.0	0.0	0.0	0.0	-4.0	0.0
Alaska State Troopers																
<u>Detachments</u>																
Reduce excss GF/PR - CW		Dec	-228.5		-137.1		-1.6	-35.8	-11.0	-43.0	0.0	0.0	0.0	0.0	0.0	0.0
1005 GF/Prgm	-228.5															

1 Way Comparison: Gov Amd to House - Expenditures, Positions, & Funding - FY96 Operating Budget

***** Department of Public Safety *****

<u>VTID Title</u>	<u>Funding</u>	<u>TrnType</u>	<u>Total Exp</u>	<u>Pers Svc</u>	<u>Travel</u>	<u>Contract</u>	<u>Supplies</u>	<u>Equip</u>	<u>Land/Bld</u>	<u>Grant</u>	<u>Misc</u>	<u>PFI</u>	<u>PPT</u>	<u>Imp</u>
Delete Sex Offndr GF/PR		Dec	-11.0	-11.0	0.0	0.0	0.0	0.0	0.0	0.0	0.0	0.0	0.0	0.0
1005 GF/Prgm	-11.0													
Reduce GF/PR Security Grds		Dec	-8.6	-6.6	-1.5	-.5	0.0	0.0	0.0	0.0	0.0	0.0	0.0	0.0
1005 GF/Prgm	-8.6													
Deny 96 Increments		Dec	-700.0	-700.0	0.0	0.0	0.0	0.0	0.0	0.0	0.0			0.0
1004 Gen Fund	-700.0													
Add'l Troopers/OT Reduction		Inc	110.0	110.0	0.0	0.0	0.0	0.0	0.0	0.0	0.0	0.0	0.0	0.0
1004 Gen Fund	110.0													
* Component Total *			-838.1	-744.7	-3.1	-36.3	-11.0	-43.0	0.0	0.0	0.0	0.0	0.0	0.0
<u>Judicial Services-Anchorage</u>														
Reduce GF/PR for fees		Dec	-11.9	-11.9	0.0	0.0	0.0	0.0	0.0	0.0	0.0	0.0	0.0	0.0
1005 GF/Prgm	-11.9													
* Component Total *			-11.9	-11.9	0.0	0.0	0.0	0.0	0.0	0.0	0.0	0.0	0.0	0.0
<u>Rural Trooper Housing</u>														
Reduce Auth to Expend GF/PR		Dec	-25.0	0.0	0.0	-25.0	0.0	0.0	0.0	0.0	0.0	0.0	0.0	0.0
1005 GF/Prgm	-25.0													
* Component Total *			-25.0	0.0	0.0	-25.0	0.0	0.0	0.0	0.0	0.0	0.0	0.0	0.0
** BRU Total **			-875.0	-756.6	-3.1	-61.3	-11.0	-43.0	0.0	0.0	0.0	0.0	0.0	0.0
<u>Village Public Safety Officers</u>														
<u>Contracts</u>														
Deny 96 Increments		Dec	-219.2	0.0	0.0	-219.2	0.0	0.0	0.0	0.0	0.0			0.0
1004 Gen Fund	-219.2													
* Component Total *			-219.2	0.0	0.0	-219.2	0.0	0.0	0.0	0.0	0.0	0.0	0.0	0.0
** BRU Total **			-219.2	0.0	0.0	-219.2	0.0	0.0	0.0	0.0	0.0	0.0	0.0	0.0
<u>Violent Crimes Comp Board</u>														
<u>Violent Crimes Comp Board</u>														
Delete Day Fines		Dec	-100.0	0.0	0.0	0.0	0.0	0.0	0.0	-100.0	0.0	0.0	0.0	0.0
1004 Gen Fund	-100.0													
* Component Total *			-100.0	0.0	0.0	0.0	0.0	0.0	0.0	-100.0	0.0	0.0	0.0	0.0

1 Way Comparison: Gov Amd to House - Expenditures, Positions, & Funding - FY96 Operating Budget

***** Department of Public Safety *****

<u>VTID Title</u>	<u>Funding</u>	<u>TrnType</u>	<u>Total Exp</u>	<u>Pers Svc</u>	<u>Travel</u>	<u>Contract</u>	<u>Supplies</u>	<u>Equip</u>	<u>Land/Bld</u>	<u>Grant</u>	<u>Misc</u>	<u>PFT</u>	<u>PPT</u>	<u>Tmp</u>
** BRU Total **			-100.0	0.0	0.0	0.0	0.0	0.0	0.0	-100.0	0.0	0.0	0.0	0.0
Domestic Viol/Sexual Assault														
<u>Domestic Viol/Sexual Assault</u>														
Replace GF w/PFD		FndChg	0.0	0.0	0.0	0.0	0.0	0.0	0.0	0.0	0.0	0.0	0.0	0.0
1004 Gen Fund	-325.0													
1050 PFD Fund	325.0													
Add/L PFD Funds		Inc	50.0	0.0	0.0	0.0	0.0	0.0	0.0	50.0	0.0	0.0	0.0	0.0
1050 PFD Fund	50.0													
Deny FY 96 Increments		Dec	-87.9	0.0	0.0	0.0	0.0	0.0	0.0	-87.9	0.0	0.0	0.0	0.0
1004 Gen Fund	-87.9													
Del: Day Fines		Dec	-100.0	0.0	0.0	0.0	0.0	0.0	0.0	-100.0	0.0	0.0	0.0	0.0
1004 Gen Fund	-100.0													
Reverse Fm Grants to Contract		LIT	0.0	0.0	0.0	-10.0	0.0	0.0	0.0	10.0	0.0	0.0	0.0	0.0
* Component Total *			-137.9	0.0	0.0	-10.0	0.0	0.0	0.0	-127.9	0.0	0.0	0.0	0.0
** BRU Total **			-137.9	0.0	0.0	-10.0	0.0	0.0	0.0	-127.9	0.0	0.0	0.0	0.0
Statewide Support														
<u>APSIM</u>														
Deny 96 Increments		Dec	-267.8	-171.3	0.0	-96.5	0.0	0.0	0.0	0.0	0.0	-3.0		0.0
1004 Gen Fund	-267.8													
* Component Total *			-267.8	-171.3	0.0	-96.5	0.0	0.0	0.0	0.0	0.0	-3.0	0.0	0.0
<u>Alaska Criminal Records and ID</u>														
Reduce GF/PR for Conc Wpns		Dec	-100.0	-61.0	0.0	-25.0	-3.0	-11.0	0.0	0.0	0.0	0.0	0.0	0.0
1005 GF/Prgm	-100.0													
Deny 96 Increments		Dec	-36.6	-36.6	0.0	0.0	0.0	0.0	0.0	0.0	0.0			0.0
1004 Gen Fund	-36.6													
* Component Total *			-136.6	-97.6	0.0	-25.0	-3.0	-11.0	0.0	0.0	0.0	0.0	0.0	0.0
** BRU Total **			-404.4	-268.9	0.0	-121.5	-3.0	-11.0	0.0	0.0	0.0	-3.0	0.0	0.0
*** Agency Total ***			-2535.7	-1438.4	-142.0	-515.2	-85.0	-127.2	0.0	-227.9	0.0	-6.0	-4.0	0.0

Revenue

AMENDMENT TO CSHB 100
Offered in House Finance Committee

**1A Adopted
Revenue no logs*

BY REPRESENTATIVE HANLEY

Department of Revenue
Alaska Mental Health Trust Authority BRU
Alaska Mental Health Trust Authority Component

ADD 952.8 (MH Trust Income Account 1092)

ALSO ADD INTENT:

It is the intent of the Legislature that the Mental Health Trust Authority prepare a comprehensive mental health program budget for FY97. The budget should include general fund recommendations, Trust Authority administrative expenses, as well as anticipated expenditures made by the Trust Authority from the Trust Income Account (code 1092).

1B

*Adopt
no logs*

EXPLANATION: Please see attached memo.

Alaska State Legislature

HOUSE OF REPRESENTATIVES

Committee on Finance

Official Business

State Capitol
Juneau, Alaska 99801-1182

MEMORANDUM

To: Representative Mark Hanley, Chair
House Finance Committee

March 23, 1995

Fr: Representative Terry Martin, Chair *T.M.*
Revenue Budget Subcommittee

Re: Mental Health Trust Appropriation

As you know, the Revenue subcommittee recommended that funding for the Mental Health Trust Authority should be addressed by the full Finance Committee. This recommendation was made as a result of a question which arose during the subcommittee process regarding the scope of the legislature's authority and responsibility to appropriate MHT Settlement Income monies.

The Trust Authority maintains they can make certain expenditures from the settlement account without legislative appropriation. A legal opinion holds differently. It is my sense that this issue needs to be resolved before the committee can propose a reasonable level of funding for the Authority.

A corresponding question relates to whether the Finance Committee wishes the Governor to introduce a separate appropriation bill for MHT Authority expenditures for FY 96.

Attached is a brief summary of these questions and documents reflecting conflicting opinions.

MENTAL HEALTH TRUST AUTHORITY

Currently, there are three sources of revenue for mental health:

- 1) The "old" G/F Mental Health Trust (1006 funding code)
 - Part of this money went to capitalize the "new" Mental Health Trust Fund.
 - The rest is being used to fund FY 95 mental health programs.
 - A new funding code (1037 funding code) will be used to designate future GF appropriations for mental health programs.
- 2) The Mental Health Trust Fund, which is a little over \$200 million, generates earnings that are considered program receipts, but not GF program receipts - The trustees may transfer all or a portion of the corpus earnings into the ...
- 3) Mental Health Trust Settlement Income Account (1092 funding code). The Settlement Income Account is GF program receipts (see attachments A and B for differing opinions). To date the income account has accumulated about \$2 million.

There are two issues relating to Mental Health Trust appropriations which the Committee may wish to address:

- 1) *To what extent is all or part of the balance of the mental health trust settlement income account (AS 37.14.04(a) subject to legislative appropriation?*

Mental Health Trust representatives maintain that only administrative expenditures [AS 37.04.041(a)(6)] are subject to legislative appropriation (see attachment B). The drafter of the mental health trust legislation holds that all monies appropriated out of the Mental Health Trust Settlement Income Account are subject to the appropriation process. (see attachment A)

If the Finance Committee agrees that only administrative expenditures are subject to appropriation, the budget request submitted by the Trust Authority reflects this interpretation and all that need be decided is the funding level.

However, if the Committee holds that all expenditures out of the MHTSettlement Income Account (1092) are subject to appropriation, then the budget request being considered does not include funding for (1) awarding grants and contracts...(2) obtaining private or federal grants...(3) soliciting gifts, bequests, and contributions...(4) reimbursement to APFC for fund management and to DNR for land trust management...or (5) inflation-proofing the fund.

In this event, the MHTA budget request is inadequate for their statutory functions and the Authority will either have to disburse the money without legislative approval or not meet their fiscal obligations.

It is important for this difference in interpretation to be resolved at the earliest opportunity.

2) *Should the Governor introduce a separate appropriation bill limited to appropriations for the state's integrated comprehensive mental health program?*

This is a statutory requirement under AS 37.14.003(a) that became effective Dec. 16, 1994. (see B). A conflicting opinion is provided in attachment B.

Should the separate appropriation bill include funding for administrative and/or other costs of the Authority?

It appears the confusion focuses on whether the Authority is a component of the state's integrated comprehensive mental health program. Lacking a statutory definition for "integrated comprehensive mental health program," language in AS 37.14.041(a)(1) states that"the authority's purpose [is] to ensure an integrated comprehensive mental health program for the state." Since the programs are dependent upon the Authority, the Authority could be considered a part of the "comprehensive" whole (i.e., it is difficult to conclude that the "head" is not a part of the whole body.)

In any event, the funding process for FY 96 mental health programs (API, Harborview, etc.) will be similar to FY 95.

If the Finance Committee concludes that the Authority is not part of the comprehensive whole, then funding for the MHT Authority should be included in the DOR budget.

On the other hand, if the Committee holds that the Authority is a part of the integrated comprehensive mental health program it would appear there are two options:

- 1) Fund the Authority in the DOR budget for FY 96, or
- 2) Request the Governor to introduce a separate appropriation bill in accordance with statute.

A

DIVISION OF LEGAL SERVICES
LEGISLATIVE AFFAIRS AGENCY
STATE OF ALASKA

(907) 465-3867 or 465-2450
FAX (907) 465-2039
Mail Stop 3101

130 Seward Street, Suite 469
Juneau, Alaska 99801-2105


MEMORANDUM

March 16, 1995

SUBJECT: Is mental health trust income account (AS 37.14.041(a)) money subject to legislative appropriation? (Work Order No. 9LS-0930A)

TO: Representative Terry Martin
ATTN: Jeannie Larson

FROM: Jack Chenoweth
Legislative Counsel



I am hard pressed to understand the contention that use of all or part of the balance of the mental health trust income account established in AS 37.14.041(a) is not subject to prior legislative appropriation.

Under the first sentence of article IX, section 13 of the state constitution, "[n]o money shall be withdrawn from the treasury except in accordance with appropriations made by law." The courts have acknowledged that legislature's role over expenditures is virtually plenary. Hickel v. Cowper, 874 P.2d 922, 925 (Alaska 1994). My distinct recollection is that, while the mental health matter was to be reconstituted as a trust and operate according to trust principles, there was no serious effort to distance the trust's operations from the constitutional requirements relating to legislative control of the disbursement of money, at least in general terms.

Ch. 66, SLA 1991, arguably gives the Authority latitude to determine whether money obtained as a result of the Authority's management of the trust fund shall be retained within the fund or, instead, treated as net income and transferred by the Authority to the mental health trust income account. See AS 37.14.031(c) and (d) and AS 37.14.035(b). Arguably, those transfers from the mental health trust fund to the mental health trust income account are discretionary with the Authority and not subject to legislative appropriation.

However, the question you ask does not go to how money comes to be placed in the trust income account but rather how it is to be used once it is in that account. As to that, the legislature concluded that it had no choice other than to continue to exercise the role that, under article IX, section 13, is constitutionally assigned. The legislation that reconstituted the mental health trust, principally ch. 66, SLA 1991, established a mechanism that, for purposes of program budgeting, placed some legal strictures on the trust Authority, the governor, and the legislature that are not placed on other executive branch agencies or other

Representative Terry Martin

March 16, 1995

Page 2

branches of government. See AS 37.14.003 (responsibilities of the governor), AS 37.14.005 (responsibilities of the legislature), and AS 47.30.046(a) (budget responsibilities of the Authority). But those strictures are not inconsistent with the regular budget submission-legislative appropriation process that commonly applies to state entities.

In our last served phone conversations, you reported the argument that, because AS 37.14.041(a)(6) is prefaced with the words "subject to AS 37.07 (Executive Budget Act)," while the other permissible uses of AS 37.14.041(a) are not, that the omission of the reference in front of AS 37.14.041(a)(1) - (5) somehow infers that the expenditure of money for these purposes escapes the operation of the Executive Budget Act. I don't think so. I am satisfied that the constitutional provision cited controls. But, even if it did not, the inclusion of reference to the Executive Budget Act within AS 37.14.041(a)(6) and its omission elsewhere in that subsection ought not to be taken as a shorthand way of asserting that some expenditures may be made free of the necessity of prior legislative appropriation and some may not. Reference to the Executive Budget Act in AS 37.14.041(a)(6) may mean no more than that, like other state agencies, the Authority's program service assignments and responsibilities are subject to the constraints that attach to the Authority under that Act. Moreover, reference to the Executive Budget Act is especially relevant because, since the Authority is free to increase the balance in the mental health trust income account (simply by redetermining fund net income), thereby adjusting the Authority's program receipts, the Authority may ask the legislature (or the Legislative Budget and Audit Committee) to increase an appropriation item during a fiscal year based on the change in program receipts. And, since surplus trust income account money in excess of the amount needed "to meet the necessary expenses of the state's integrated comprehensive mental health program" is required by AS 37.14.041(b) to be transferred to the unrestricted state general fund for use for other public purposes, the legislature, surely, would want to cast a discerning and discriminative eye on the Authority's proposed use(s) of the balance of the mental health trust income account, particularly in times of declining general fund revenue.

JBC:glc

95-227.glc

ALASKA STATE LEGISLATURE

LEGISLATIVE BUDGET AND AUDIT COMMITTEE

Division of Legislative Finance



P.O. Box 113200
Juneau, AK 99811-3200
(907) 465-3795
FAX (907) 463-4885

MEMORANDUM

DATE: November 2, 1994

TO: Senator Steve Frank, Co-Chair Representative Ron Larson, Co-Chair
 Senator Drue Pearce, Co-Chair Representative Eileen MacLean, Co-Chair
 Senate Finance Committee House Finance Committee

FROM: Mike Greany *[Signature]*
 Legislative Fiscal Analyst

BY: Susan M. Taylor *[Signature]*
 Fiscal Analyst

SUBJECT: Budgeting for Mental Health Programs

This memo discusses changes in the budget process for mental health programs as a result of recent legislation which attempts to settle the mental health lands' trust litigation: specifically, HB 201, HB 371, SB 382 and SB 383. If Judge Greene does not dismiss the case or if the dismissal is reversed on appeal there is no settlement. Consequently, there will not be: \$200 million capitalization of the Mental Health Trust Fund; program improvements: the Trust Authority; and budget process advantages. Certain budgetary changes will occur if Superior Court Judge Mary E. Greene dismisses Weiss v. State of Alaska on or before December 15, 1994. The impact of these changes for FY96 and FY97 is discussed below.

FY96 Budget Process

The budgetary process for mental health programs in FY96 will be similar to current one:

1. Mental health programs previously funded in an individual agency's budget will remain in the agency's budget.
2. The source of funding for mental health programs will be the general fund.
3. The Mental Health Trust Income Account (MHTIA) is no longer funded with 6% of the unrestricted revenue of the general fund. The repealed income provision has been replaced with language which appropriates the amount needed to fund MHTIA appropriations from the general fund. The MHTIA will cease to exist once existing appropriations have been satisfied.

The FY96 budget process for funding mental health programs will be similar to past budgeting for these programs because of the timing of the Weiss v. State of Alaska dismissal decision. Judge Greene's Scheduling and Case Management order calls for the decision on final approval on November 15, 1994. However, final approval does not have to be made until December 15, 1994. If Weiss v. State of Alaska is dismissed, then certain program improvements for mental health programs will become effective December 16, 1994 and will change the way that mental health programs are funded. A new governor will also appoint members to the Mental Health Trust Authority. The Trust Authority will not have an operating budget for travel or other administrative costs. Consequently, it is likely that the Department of Revenue will request a supplemental appropriation from the Mental Health Trust Settlement Income Account for Trust Authority expenses. In addition, the groundwork will already have been laid for the budgetary process to continue as it has in the past, except for the funding source for mental health programs.

FY97 Budget Process

The budgetary process to decide the level of funding for mental health programs beginning in FY97 will be different if Weiss v. State of Alaska is dismissed. A brief summary of likely events:

1. The Mental Health Trust Authority is established as a public corporation within the Department of Revenue (DOR).
2. The administrative costs of the Mental Health Trust Authority are subject to the Executive Budget Act and will therefore be included in the operating budget request for the Department of Revenue.
3. The funding source for administrative expenses of the Trust Authority is the Mental Health Trust Settlement Income Account (settlement account). The settlement account includes the net income of the trust. The Trust Authority can make statutorily allowable expenditures from the settlement account without legislative appropriation. It is still unclear whether this is permissible under the Alaska Constitution. This issue has been raised in legislative hearings and by Judge Greene.
4. Mental health programs previously funded in an individual agency's budget will be funded in a separate appropriation bill.
5. The funding source for the State's integrated comprehensive mental health program is the general fund. Any changes to the integrated comprehensive mental health program by the governor, legislature or governor's vetoes must be explained in a written report.

A more detailed explanation is included in the attachment. If you have any questions, please contact Susan Taylor at 465-5410.

cc: Senator Randy Phillips, Chair
Legislative Budget and Audit Committee

Representative Ramona L. Barnes, Speaker
House of Representatives

Senator Rick Halford, President
Senate

Budgeting process for mental health programs beginning in FY97 if Weiss v. State of Alaska is dismissed by Superior Court Judge Mary Greene by December 15, 1994.

1. The Mental Health Trust Authority is established as a public corporation within the Department of Revenue.

Under transitional provisions of Sec. 51, of Ch. 66, SLA 1991, initial appointments to the Board of Trustees of the Alaska Mental Health Trust Authority are made by the governor from a list of candidates submitted by the Alaska Mental Health Board. The Trust Authority is comprised of a seven member board and is a public corporation within the Department of Revenue.

Alaska Statute 47.30.046(a) states that the Alaska Mental Health Trust Authority will submit to the governor and the Legislative Budget and Audit Committee a budget and a plan of implementation based on the integrated comprehensive mental health program, not later than September 15, 1995. Under AS 47.30.660(a)(1), the Department of Health and Social Services is the lead agency to prepare and periodically revise the plan for an integrated comprehensive mental health program in conjunction with the Trust Authority.

The budget must include the Trust Authority's determination of the amount:

- recommended for expenditure from the general fund during the next fiscal year to meet the operating and capital expenses of the integrated comprehensive mental health program;
 - in the mental health trust settlement income account, if any, that is not reasonably necessary to meet the projected operating and capital expenses of the integrated mental health program that may be transferred into the general fund; and
 - of the allowable expenditures the authority intends to make including the specific purposes and amounts of any grants or contracts as part of the state's integrated comprehensive mental health program.
2. The administrative costs of the Mental Health Trust Authority are subject to the Executive Budget Act and therefore will be included in the operating budget for the Department of Revenue.
 3. The funding source for administrative expenses of the Trust Authority is the Mental Health Trust Settlement Income Account (settlement account). The settlement account includes the net income of the trust and proceeds from land sales. The Trust Authority can make statutorily allowable expenditures from the settlement account without legislative appropriation. A question has been raised in the hearing process if this is permissible under the Alaska Constitution. Judge Greene has also acknowledged the issue, and writes: "*The class should be aware that this provision [spending income from the trust without further legislation] may not withstand a constitutional challenge should one be raised. It is a risk to be evaluated by the class.*"

Budgeting process for mental health programs beginning in FY97 if Weiss v. State of Alaska is dismissed by Superior Court Judge Mary Greene by December 15, 1994.

Alaska Statute 37.14.031 establishes the Mental Health Trust Fund that is funded by an initial appropriation of \$200 million. Under AS 37.140.036(a) the settlement account is established as a separate account of the Alaska Mental Health Trust Authority. The settlement account consists of the net income of the trust, including income from trust land and any other direct appropriations.

Alaska Statute 37.14.041 relates to the use of the settlement account. Funds in the settlement account are for: (1) the awarding of grants and contracts to ensure an integrated comprehensive mental health program for the state; (2) obtaining private and federal grants for the above purpose; (3) soliciting gifts, bequests, and contributions for the above purpose; (4) reimbursing the Alaska Permanent Fund Corporation for the costs of managing the principal of the mental health trust fund and the Department of Natural Resources for the cost of managing trust land; (5) offsetting the effects of inflation on the trust fund; and (6) meeting the necessary administrative expenses of the Trust Authority.

Under AS 37.14.039, the settlement account is administered by the Alaska Mental Health Trust Authority. The Trust Authority may use the money in the settlement account for the above stated purposes without further legislative appropriation. Although, as previously stated, it is unclear whether this is permissible under the Alaska Constitution. The source of funds for these administrative expenses is the settlement account.

4. Mental health programs previously funded in an individual agency's budget will be funded in a separate appropriation bill.

Under AS 37.14.003 and 37.14.005 the governor is required to submit to the legislature a separate appropriation bill limited to the state's integrated mental health program and similarly the legislature is required to make appropriations for the mental health program in a separate bill.

5. The funding source for the State's integrated comprehensive mental health program is the general fund. Any changes to the integrated comprehensive mental health program by the governor, legislature or governor's vetoes must be explained in a written report (emphasis added -- see recommendation below).

The bill must be accompanied by a report explaining the differences between the appropriations proposed by the governor and the Trust Authority's recommendations for expenditures from the general fund for the state's mental health program. If the appropriation bill passed by the legislature differs from those proposed by the authority, the bill must be accompanied by a report explaining the reasons for the differences. If the governor vetoes any

Budgeting process for mental health programs beginning in FY97 if Weiss v. State of Alaska is dismissed by Superior Court Judge Mary Greene by December 15, 1994.

appropriations for the mental health program, the governor's veto message must explain the vetoes in light of the Trust Authority's recommendations for expenditures from the general fund for the mental health program.

Legislative Fiscal Analyst's recommendation: It is recommended that: (1) the Office of Management and Budget prepare the report of the differences, if applicable, between the appropriations proposed by the Trust Authority and those proposed by the governor or enacted by veto; and (2) the Legislative Finance Division prepare the report of the differences, if applicable, between the appropriations proposed by the Trust Authority and those enacted by the legislature.

1 Sec. 37.14.033. MANAGEMENT OF TRUST FUND. The mental health trust
2 fund shall be managed by the Alaska Permanent Fund Corporation under
3 AS 37.13.300.

4 Sec. 37.14.035. TRUST FUND UTILIZATION. (a) The cash principal of the
5 mental health trust fund shall be retained perpetually in the fund for investment by the
6 Alaska Permanent Fund Corporation, as specified in AS 37.13.300.

7 (b) The net income of the fund shall be transferred by the corporation to the
8 mental health trust income account at the end of each fiscal year.

9 (c) The net income of the fund may only be utilized by the Alaska Mental
10 Health Trust Authority for the purposes listed in AS 37.14.041.

11 * Sec. 15. AS 37.14.036(a), added by sec. 11, ch. 66, S.L.A. 1991, is amended to read:

12 (a) The mental health trust income account is established as a separate account
13 of the Alaska Mental Health Trust Authority (WITHIN THE GENERAL FUND OF
14 THE STATE). The mental health trust income account consists of

15 (1) fees, charges, income earned on assets, and other money received
16 by the trust that is not attributable to the principal of the trust under AS 37.14.031(d);
17 and

18 (2) money deposited in the account in accordance with appropriations
19 or allocations made by law;

20 (3) THE AMOUNTS ALLOCATED TO IT UNDER (c) OF THIS
21 SECTION].

22 * Sec. 16. AS 37.14 is amended by adding new sections to read:

23 Sec. 37.14.039. TRUST INCOME ACCOUNT ADMINISTRATION. (a) The
24 mental health trust income account shall be administered by the Alaska Mental Health
25 Trust Authority.

26 (b) If the authority determines that there is a surplus of money in the account
27 above the amount sufficient to meet current and projected cash expenditure needs of
28 the authority, the surplus shall be invested by the authority as provided in
29 AS 37.10.071 for the making of investments by the fiduciary of a state fund. Income
30 earned on investments made under this subsection may be retained by the authority and
31 expended under AS 37.14.041.

1 Sec. 37.14.041. USE OF TRUST INCOME ACCOUNT. (a) Money in the
2 mental health trust income account may only be used for the following purposes:

3 (1) the awarding of grants and contracts to fulfillment of the authority's
4 purpose to ensure an integrated comprehensive mental health program for the state;

5 (2) obtaining private and federal grants for a purpose described in (1)
6 of this subsection;

7 (3) soliciting gifts, bequests, and contributions for a purpose described
8 in (1) of this subsection;

9 (4) reimbursement to

10 (A) the Alaska Permanent Fund Corporation for the costs of
11 managing the principal of the mental health trust fund; and

12 (B) the Department of Natural Resources for the cost of
13 managing mental health trust land;

14 (5) offsetting the effect of inflation on the value of the principal of the
15 mental health trust fund; and

16 (b) subject to AS 37.07 (Executive Budget Act), meeting the necessary
17 administrative expenses of the authority that are required for it to properly discharge
18 its responsibilities.

19 (b) If money in the mental health trust income account is not needed to meet
20 the necessary expenses of the state's integrated comprehensive mental health program,
21 the authority shall transfer the money to the unrestricted general fund for expenditure
22 through legislative appropriation for other public purposes.

23 Sec. 37.14.045. LIMITATION ON GRANTS AND CONTRACTS PAID FOR
24 FROM MENTAL HEALTH TRUST INCOME ACCOUNT. (a) The authority may
25 award grants and contracts that are paid for from money in the mental health trust
26 income account only in furtherance of its purpose to ensure an integrated
27 comprehensive mental health program.

28 (b) In awarding grants and contracts that are paid for from money in the
29 mental health trust income account, the authority shall consider proposals only from
30 applicants submitting a detailed proposal in the form prescribed by the authority.

31 (c) The authority may not award a grant or contract that is to be paid for from

Delayed amendment of Article — Under §§ 10, 11, and 49, ch. 66, SLA 1991, as amended by §§ 3-9, and 12, 13 and 15, ch. 5 FSSLA 1994, and under §§ 14 and 16, ch. 5, FSSLA 1994, 12 new sections are added to this article. If the conditions set in § 58, ch. 66, SLA 1991, as amended by § 37, ch. 5, FSSLA 1994, are met, then the new sections, as amended, take effect under § 59, ch. 66, SLA 1991, as added by § 38, ch. 5, FSSLA 1994, and under § 50, ch. 5, FSSLA 1994, on December 16, 1994, or on a date not more than 45 days after December 15, 1994, determined by the governor under § 47, ch. 5, FSSLA 1994. If the conditions are not met, then under § 48, ch. 5, FSSLA 1994, ch. 66, SLA 1991 is repealed and §§ 3-9 and 12-16, ch. 5, FSSLA 1994 do not take effect. If the provisions take effect, this article will read: "Article 1. Mental Health Trust. Sec. 37.14.001. Mental health trust. In carrying out its trust obligations under the Mental Health Enabling Act of 1956, the state acts through the governor, the legislature, and the Alaska Mental Health Trust Authority (AS 47.30.011).

"Sec. 37.14.003. Responsibilities of the governor. (a) The governor shall, at the time the governor submits the proposed comprehensive operating and capital improvements program and financial plan under AS 37.07.050(b), submit to the legislature a separate appropriation bill limited to appropriations for the state's integrated comprehensive mental health program.

"(b) If the appropriations in the bill submitted by the governor under (a) of this section differ from those proposed by the authority, the bill must be accompanied by a report explaining the reasons for the differences between the proposed appropriations in the governor's bill and the authority's recommendations for expenditures from the general fund for the state's integrated comprehensive mental health program.

"(c) If the governor vetoes all or a part of an appropriation for the integrated comprehensive mental health program, the governor's veto message must explain the vetoes in light of the authority's recommendations for expenditures from the general fund for the state's integrated comprehensive mental health program.

"Sec. 37.14.005. Responsibilities of the legislature. (a) The legislature shall annually pass and transmit to the gover-

nor a bill making appropriations of money for the state's integrated comprehensive mental health program.

"(b) The legislature shall make appropriations for the state's integrated comprehensive mental health program in a separate appropriation bill limited to appropriations for the state's integrated comprehensive mental health program.

"(c) If the appropriations in the bill passed by the legislature differ from those proposed by the authority, the bill must be accompanied by a report explaining the reasons for the differences between the appropriations in the bill and the authority's recommendations for expenditures from the general fund for the state's integrated comprehensive mental health program.

"Sec. 37.14.007. Authority as trustee. (a) The Alaska Mental Health Trust Authority, established by AS 47.30.011, is the trustee of the trust established under the Alaska Mental Health Enabling Act of 1956, P.L. 34-330, 70 Stat. 709.

"(b) In exercising the powers, duties, and responsibilities as trustee, the authority is under a duty to the public and the trust beneficiaries to

"(1) administer the trust consistent with AS 37.14.009 in the interest of the beneficiaries;

"(2) keep and render clear and accurate accounts with respect to the administration of the trust;

"(3) make public and available complete and accurate information as to the nature and amount of the trust property;

"(4) exercise a high degree of care in administering the trust;

"(5) take reasonable steps to take and keep control of the trust property;

"(6) use care and skill to preserve the trust property;

"(7) take reasonable steps to realize on claims that are held in trust;

"(8) defend against actions that may result in a loss to the trust estate, unless under all the circumstances, considering the other duties owed to the trust, it is reasonable not to make the defense;

"(9) separately account for trust property;

"(10) ensure that trust property is designated as property of the trust;

"(11) use care and skill to make the trust property productive; however, nothing in this paragraph shall prevent the state from using trust property directly or indirectly, by contractual stipulation or

MEMORANDUM

State of Alaska Department of Revenue

TO: Nancy Slagle, Director
Division of Budget Review
Office of Management & Budget

DATE: March 23, 1995

FILE NO: amhta96.mem

TELEPHONE NO: 465-2312

FROM: Bob Baratko, Director *Bob Baratko*
Administrative Services Division
Department of Revenue

SUBJECT: Alaska Mental Health Trust
Authority

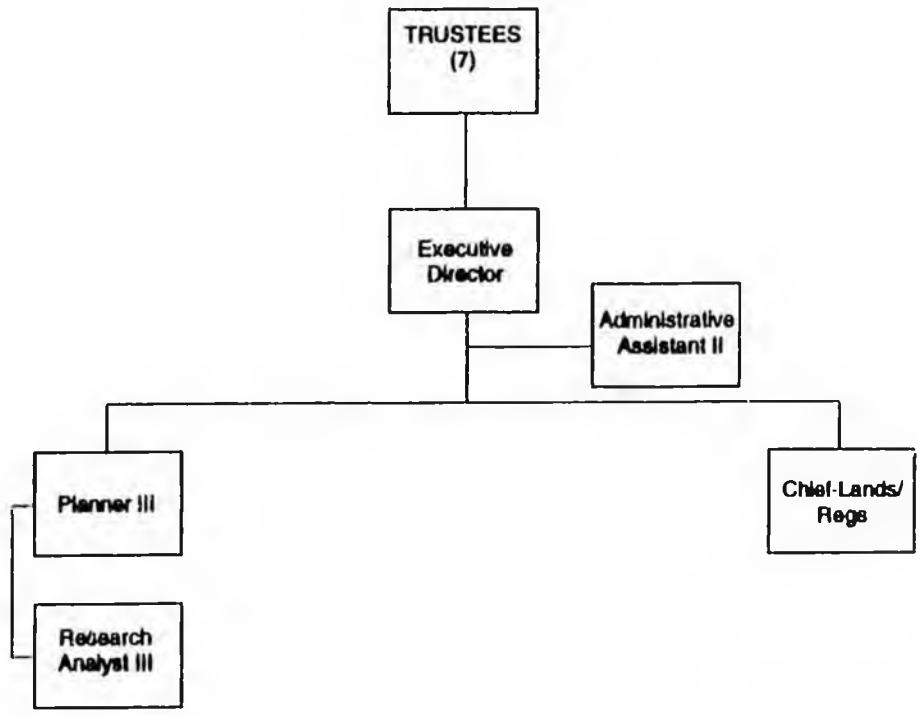
The Alaska Mental Health Trust Authority Board of Trustees met in Anchorage on March 16 and 17. Two of the topics for discussion included the FY96 budget request and the proposed staffing for the Authority.

I have attached two documents: a spreadsheet which summarizes the Board's recommendation of \$952.8, a reduction of over \$600.0 from the original submission, as well as the proposed staffing chart. The staffing chart represents a reduction of 6 positions from the 11 positions originally proposed.

If you have any questions or require further information, you may reach me at the above number.

**Alaska Mental Health Trust Authority
Budgetary Projections for FY96**

Expenditure Item	FY96 Departmental Submission	FY96 Board Recommendation as of 3/16-17/95
Personal Services	692.0	361.1
Travel	106.8	106.8
Contractual Services		
Professional Services	590.2	270.2
Communications	30.0	30.0
Transportation	4.0	4.0
Advertising, Printing & Binding	16.0	16.0
Repairs & Maintenance	7.6	7.6
Rentals/Leases	94.8	94.8
Other Expenditures & Services	2.3	2.3
Supplies	10.0	10.0
Equipment		50.0
TOTAL	1553.7	952.8
 NOTE: Contractual services totals are:	 744.9	 424.9



Alaska Department of Revenue
ALASKA MENTAL HEALTH TRUST AUHTORITY
PROPOSED ORGANIZATION CHART - FY 96

TOTAL	ANCH	FBKS	JNU	SEA
PFT	5			
PPT				
TEMP				

AMENDMENT

#2
Revenue
J. C. K.
4-6

Representative Martin

DELETE

Department of Revenue
Revenue Operations BRU
Oil and Gas Audit Component <\$600,000> GF

ROLL CALL
HOUSE FINANCE COMMITTEE

MEETING OF 3/29/95
SUBJECT ~~DOA~~ 2 DOR

MEMBER	YES	NO
PARNELL		✓
THERRIAULT	✓	
BROWN		✓
GRUSSENDORF		✓
KELLY		✓
KOHRING		✓
MARTIN	✓	
MULDER	✓	
NAVARRE		✓
FOSTER	✓	
HANLEY		✓
TOTAL	_____	_____

PASSED: _____

FAILED: 4 - 7

AMENDMENT

Adopted

#3 Revenue

Adopted
Amended
Revised

OFFERED IN THE HOUSE

BY REPRESENTATIVE BROWN

ADD

Department of Revenue

BRU: Revenue Operations

Component: Treasury Management
Safekeeping Fees

140.0 CBRF

ROLL CALL
HOUSE FINANCE COMMITTEE

MEETING OF 3/28/95

SUBJECT Amend DOR 3 to GR
TM motion to Change Funding Source

MEMBER	YES	NO
TERRIAULT		<input checked="" type="checkbox"/>
BROWN	<input checked="" type="checkbox"/>	
GRUSSENDORF		<input checked="" type="checkbox"/>
KELLY		<input checked="" type="checkbox"/>
KOHRING		<input checked="" type="checkbox"/>
MARTIN	<input checked="" type="checkbox"/>	
MULDER		
NAVARRE		<input checked="" type="checkbox"/>
PARNELL		<input checked="" type="checkbox"/>
HANLEY		<input checked="" type="checkbox"/>
FOSTER		<input checked="" type="checkbox"/>
TOTAL	_____	_____

PASSED: _____

FAILED: 2-8

Failed
3-7

AMENDMENT ~~14~~ REVENUE

BY: Rep. Ben Grussendorf

TO: CSHB100(FIN)

DELETE

Department of Revenue
Revenue Operations
Gaming

General Funds,
Program Receipts

959.1
[1,043.1]

General Funds

Federal Funds

ADD

Department of Revenue
Child Support Enforcement
Child Support Enforcement

1,836.8
[1,746.8]

11,951.5
[11,317.9]

This amendment would increase the general fund appropriation for the Division of Child Support Enforcement by \$90.0

This will result in approximately \$633.6 additional Federal Funds being received.

The reduction to Child Support Enforcement does not help establish paternity, reducing payments to families, keeping more children and mothers on AFDC longer. It also could result in federal sanctions, resulting in lost federal revenue, more AFDC or other welfare payments.

The amendment will reduce the impact of not fully funding the 31 new positions for contractual and travel costs. Allows these positions to pursue State and Federal audit deficiencies and hopefully avoid federal sanctions.

ROLL CALL
HOUSE FINANCE COMMITTEE

MEETING OF 12/21/95

SUBJECT DOR 4

MEMBER	YES	NO
BROWN	✓	
GRUSSENDORF	✓	
KELLY		✓
KOHRING		✓
MARTIN		✓
MULDER		
NAVARRE	✓	
PARNELL		✓
THERRIAULT		✓
HANLEY		✓
FOSTER		✓
TOTAL	_____	_____

PASSED: _____

FAILED: 3-7

failed
4-6

AMENDMENT ~~15~~ Revenue

BY: Rep. Ben Grussendorf

TO: CSHB100(FIN)

General Fund
Program Receipts

DELETE

Department of Revenue	[639.3]
Alcohol Beverage Control Board	
Alcohol Beverage Control Board	

ADD

Department of Revenue	<u>854.8</u>
Alcohol Beverage Control Board	
Alcohol Beverage Control Board	

The Alaska Beverage Control Board is funded completely through program receipts. This amendment would allow the Board to hire two investigators, reinstating the Juneau and Anchorage investigators. This increases the Board's authority to receive and expend program receipts by 215.5.

ROLL CALL
HOUSE FINANCE COMMITTEE

MEETING OF _____

SUBJECT

3/28/95 DOR-5

MEMBER	YES	NO
GRUSSENDORF	✓	
KELLY	✓	
KOHRING		✓
MARTIN		✓
MULDER		
NAVARRE	✓	
PARNELL		✓
THERRIAULT		✓
BROWN	✓	
FOSTER		✓
HANLEY		✓

TOTAL

PASSED: _____

FAILED: _____

4-6

failed
3-7

AMENDMENT #6 **REVENUE**

OFFERED IN THE HOUSE

BY REPRESENTATIVE BROWN

ADD

Department of Revenue

BRU: Revenue Operations

Component: Oil and Gas Audit 132.5 GF

Component: Income and Excise Audit 132.5 GF

BRU: Administration and Support

Component: Commissioner's Office 90.4 GF

Total add to revenue recovery 355.4 GF

ROLL CALL
HOUSE FINANCE COMMITTEE

MEETING OF 3/28/95
SUBJECT DOR 6

MEMBER	YES	NO
KELLY		✓
KOHRING		✓
MARTIN		✓
MULDER		
NAVARRE	✓	
PARNELL		✓
THERRIAULT		✓
BROWN	✓	
GRUSSENDORF	✓	
HANLEY		✓
FOSTER		✓

TOTAL _____

PASSED: _____

FAILED: 3-7

AMENDMENT TO CSHB100

Revenue[#] 7

NO OBJ
adopted

BY REP. HANLEY

Department of Revenue
Revenue Management BRU
Treasury Management Component

DELETE: \$311.5 G.F.

ADD: \$311.5 CBR

Legislature
Legislative Operating Budget BRU
Legislative Operating Budget Component

DELETE: \$55.0 G.F.

Office of the Governor
Elective Operations BRU
Elections Component

DELETE: \$55.0 G.F.

Department of Administration
Office of Public Advocacy BRU
Public Advocacy Component

ADD: \$110.0 G.F.

Public Defender BRU
Public Defender Agency Component

ADD: \$311.5 G.F.

AGENCY TOTALS - FY96 OPERATING BUDGET

***** Department of Revenue *****

	<u>FY94 Act</u>	<u>FY95 CC</u>	<u>FY95Auth</u>	<u>Gov Org</u>	<u>Gov Amd</u>	<u>House</u>	<u>Gov Amd - House Comparison</u>	
Total for Agency	102,151.0	108,437.3	127,847.9	146,808.4	123,599.2	119,237.0	-4362.2	-3.5%
Objects of Expenditure:								
Personal Services	30,020.3	42,350.7	41,806.9	44,248.7	45,493.4	44,390.4	-1103.0	-2.4%
Travel	1,085.2	2,119.4	2,115.9	1,953.2	2,105.1	1,901.7	-203.4	-9.7%
Contractual	39,195.8	59,409.0	59,644.5	69,340.9	71,775.8	69,187.4	-2588.4	-3.6%
Commodities	553.0	1,839.1	1,839.1	1,571.0	1,583.3	1,567.0	-16.3	-1.0%
Equipment	1,804.2	911.1	911.1	898.2	916.6	898.2	-18.4	-2.0%
Lands/Buildings	0.0	1,475.0	1,475.0	1,025.0	1,025.0	1,025.0		
Grants, Claims	29,492.5	950.0	20,055.4	26,271.4	700.0	700.0		
Miscellaneous	0.0	-617.0	0.0	1,500.0	0.0	-432.7	-432.7	
Funding Sources:								
1002 Fed Rcpts	6,996.1	26,774.3	26,774.3	26,886.4	27,466.0	26,886.4	-579.6	-2.1%
1003 G/F Match	1,708.0	1,689.9	1,689.9	1,706.8	1,814.6	1,706.8	-107.8	-5.9%
1004 Gen Fund	35,069.6	9,001.6	28,412.1	34,887.0	9,704.4	8,731.6	-972.8	-10.0%
1005 GF/Frgm	1,709.7	1,755.0	1,755.0	1,755.0	2,208.4	1,839.0	-369.4	-16.7%
1007 I/A Rcpts	1,777.3	2,639.4	2,639.5	2,686.0	2,686.0	2,186.0		
1011 Educ Trust	10.9	35.1	35.1	19.7	19.7	19.7		
1016 Fed Incent	1,504.5	2,084.1	2,084.1	2,668.3	2,847.2	2,668.3	-178.9	-6.3%
1017 Pen Sys	0.0	148.0	148.0	45.9	45.9	45.9		
1022 Corp Rcpts	31,040.0	41,182.9	41,182.9	47,899.9	47,899.9	47,899.9		
1025 Sci/Tech	3,406.4	0.0	0.0	0.0	0.0	0.0		
1029 P/E Retire	8,769.3	10,891.6	10,891.6	12,885.1	12,385.1	12,885.1		
1034 Teach Ret	5,478.1	7,255.7	7,255.7	7,852.8	7,852.8	7,852.8		
1042 Judi Retire	79.7	90.9	90.9	100.7	100.7	100.7		
1045 Nat Guard	31.2	29.1	29.1	35.4	35.4	35.4		
1048 Univ Rcpt	47.8	71.4	71.4	67.9	67.9	67.9		
1050 PFD Fund	4,430.5	4,354.5	4,354.5	4,418.1	4,418.1	4,418.1		
1053 Invst Loss	11.5	35.2	35.2	18.7	18.7	18.7		
1061 CIP Rcpts	0.0	96.6	96.6	1,254.5	1,254.5	1,254.5		
1066 Pub School	80.4	302.0	302.0	120.2	120.2	120.2		

AGENCY TOTALS - FY96 OPERATING BUDGET

***** Department of Revenue *****

	<u>FY94 Act</u>	<u>FY95 CC</u>	<u>FY95Auth</u>	<u>Gov Org</u>	<u>Gov Amd</u>	<u>House</u>	<u>Gov Amd - House Comparison</u>	
1092 MHTrust In	0.0	0.0	0.0	1,500.0	2,153.7	0.0	-2153.7	-100.0%

Positions:

Perm Full Time	597.0	743.0	744.0	788.0	793.0	786.0	-7.0	-.9%
Perm Part Time	15.0	53.0	53.0	55.0	55.0	55.0		
Non-Perm	58.0	73.0	73.0	72.0	72.0	72.0		

COMPONENT SUMMARY - FY95 OPERATING BUDGET

***** Department of Revenue *****

Page	Budget Component	FY94 Act	FY95 CC	FY95Auth	Gov Org	Gov Amd	House	Gov Amd - House Comparison	
Child Support Enforcement									
1	Child Support Enforcement	9,835.9	11,325.5	11,325.5	13,064.7	13,931.0	13,064.7	-866.3	-6.2%
	* BRU Total	9,835.9	11,325.5	11,325.5	13,064.7	13,931.0	13,064.7	-866.3	-6.2%
Alcohol Beverage Control Board									
2	Alcohol Beverage Control Board	574.9	639.3	639.3	639.3	854.8	639.3	-215.5	-25.2%
	* BRU Total	574.9	639.3	639.3	639.3	854.8	639.3	-215.5	-25.2%
Shared Taxes									
3	Amusement and Gaming Tax	50.0		55.0	50.0				
4	Aviation Fuel Tax	120.0		140.4	130.4				
5	Electric/Telephone Coop Tax	2,500.6		2,000.0	2,501.0				
6	Liquor License Tax	1,350.0		910.0	890.0				
7	Fisheries Tax	21,571.4		16,000.0	18,000.0				
8	Fish Landing Tax				4,000.0				
	* BRU Total	25,592.0		19,105.4	25,571.4				
Municipal Bond Bank Authority									
9	Municipal Bond Bank Authority	445.8	540.9	540.9	540.9	540.9	540.9		
	* BRU Total	445.8	540.9	540.9	540.9	540.9	540.9		
Permanent Fund Corporation									
10	Permanent Fund Corporation	19,963.7	27,458.4	27,458.4	33,891.6	33,891.6	33,891.6		
	* BRU Total	19,963.7	27,458.4	27,458.4	33,891.6	33,891.6	33,891.6		
Alaska Housing Finance Corporation									
11	Operations	12,133.2	12,066.0	12,066.0	12,067.9	12,067.9	12,067.9		
12	Rural Housing		3,519.7	3,519.7	3,519.7	3,519.7	3,519.7		
13	Public Housing		17,434.2	17,434.2	17,434.2	17,434.2	17,434.2		
	* BRU Total	12,133.2	33,019.9	33,019.9	33,021.8	33,021.8	33,021.8		
Alaska Mental Health Trust Authority									
14	Mental Health Trust Authority				1,500.0	2,153.7		-2,153.7	-100.0%
	* BRU Total				1,500.0	2,153.7		-2,153.7	-100.0%

COMPONENT SUMMARY - FYSO OPERATING BUDGET

***** Department of Revenue *****

Page	Budget Component	FY94 Act	FY95 CC	FY95Auth	Gov Org	Gov Amd	House	Gov Amd - House Comparison
	Science and Technology Foundation							
15	Science and Technology	3,406.4						
	* BRU Total	3,406.4						
	Revenue Operations							
16	Income and Excise Audit	3,607.9	3,601.2	3,601.2	3,601.4	3,634.4	3,513.6	-120.8 -3.3%
17	Oil and Gas Audit	3,351.5	3,505.3	3,505.3	3,459.3	3,459.3	3,459.3	
18	Oil & Gas Litigation Audit FS	265.0		265.0	265.0	265.0		-265.0 -100.0%
19	Treasury Management	15,542.9	2,846.2	2,846.2	2,654.9	3,027.2	2,747.9	-279.3 -9.2%
20	Gaming	985.7	1,076.1	959.1	959.1	1,180.5	1,043.1	-137.4 -11.6%
21	Ak State Pension Investment Bd		18,415.3	18,415.3	20,919.9	20,919.9	20,919.9	
22	Unallocated Reduction		-117.0					
	* BRU Total	23,753.0	29,327.1	29,592.1	31,859.6	32,486.3	31,683.8	-802.5 -2.5%
	Administration and Support							
23	Commissioner's Office	843.5	845.7	685.7	886.1	981.0	868.8	-112.2 -11.4%
24	Oil and Gas Tax Case Review	128.0	292.8	292.8	267.8	172.9		-172.9 -100.0%
25	Administrative Services	1,028.1	1,020.6	720.8	1,059.9	1,059.9	1,020.8	-39.1 -3.7%
26	Unallocated Reduction		-500.0					
	* BRU Total	1,999.6	1,659.3	1,699.3	2,213.8	2,213.8	1,889.6	-324.2 -14.6%
	Permanent Fund Dividend							
27	Permanent Fund Dividend	4,446.5	4,467.1	4,467.1	4,505.3	4,505.3	4,505.3	
	* BRU Total	4,446.5	4,467.1	4,467.1	4,505.3	4,505.3	4,505.3	
	*** Total Agency Expenditures	102,151.0	108,437.3	127,847.9	146,808.4	123,599.2	119,237.0	-4,362.2 -3.5%
	*** Total Agency Funding							
	Fed. Receipt	6,996.1	26,774.3	26,774.3	26,886.4	27,466.0	26,886.4	-579.6 -2.1%
	General Fund	38,487.3	12,446.5	31,857.0	38,348.8	13,727.4	12,277.4	-1,450.0 -10.6%
	Other Funds	56,667.6	69,216.5	69,216.6	81,573.2	82,405.8	80,073.2	-2,332.6 -2.8%

1 Way Comparison: Gov Amd to House - Expenses, Positions, & Funding - FY96 Operating Budget

***** Department of Revenue *****

<u>VTID Title</u>	<u>Funding</u>	<u>TrnType</u>	<u>Total Exp</u>	<u>Pers Svc</u>	<u>Travel</u>	<u>Contract</u>	<u>Supplies</u>	<u>Equip</u>	<u>Land/Bld</u>	<u>Grant</u>	<u>Misc</u>	<u>PFT</u>	<u>PPT</u>	<u>Imp</u>
Child Support Enforcement														
<u>Child Support Enforcement</u>														
Deny inc-new pos travel/contrl		Dec	-866.3	0.0	-29.6	-836.7	0.0	0.0	0.0	0.0	0.0	0.0	0.0	0.0
1002 Fed Rcpts	-579.6													
1003 G/F Match	-107.8													
1016 Fed Incent	-178.9													
* Component Total *			-866.3	0.0	-29.6	-836.7	0.0	0.0	0.0	0.0	0.0	0.0	0.0	0.0
** BRU Total **			-866.3	0.0	-29.6	-836.7	0.0	0.0	0.0	0.0	0.0	0.0	0.0	0.0
Alcohol Beverage Control Board														
<u>Alcohol Beverage Control Board</u>														
Deny inc- invstgtrs/support/lgl		Dec	-215.5	-117.5	-32.0	-62.0	-4.0	0.0	0.0	0.0	0.0	-2.0	0.0	0.0
1005 GF/Prgm	-215.5													
* Component Total *			-215.5	-117.5	-32.0	-62.0	-4.0	0.0	0.0	0.0	0.0	-2.0	0.0	0.0
** BRU Total **			-215.5	-117.5	-32.0	-62.0	-4.0	0.0	0.0	0.0	0.0	-2.0	0.0	0.0
Mental Health Trust Authority														
<u>Mental Health Trust Authority</u>														
Delete component funding		Dec	-2153.7	-692.0	-106.8	-1344.9	-10.0	0.0	0.0	0.0	0.0	0.0	0.0	0.0
1092 MHTrust In	-2153.7													
* Component Total *			-2153.7	-692.0	-106.8	-1344.9	-10.0	0.0	0.0	0.0	0.0	0.0	0.0	0.0
** BRU Total **			-2153.7	-692.0	-106.8	-1344.9	-10.0	0.0	0.0	0.0	0.0	0.0	0.0	0.0
Revenue Operations														
<u>Income and Excise Audit</u>														
Deny inc-2 seasonal positions		Dec	-33.0	-33.0	0.0	0.0	0.0	0.0	0.0	0.0	0.0	0.0	0.0	0.0
1004 Gen Fund	-16.5													
1005 GF/Prgm	-16.5													
Misc Reduction		Dec	-87.8	0.0	0.0	0.0	0.0	0.0	0.0	0.0	-87.8	0.0	0.0	0.0
1004 Gen Fund	-87.8													

1 way Comparison: Gov Amd to House - Expenditures, Positions, & Funding - FY96 Operating Budget

* * * * * Department of Revenue * * * * *

VTID Title	Funding	TrnType	Total Exp	Pers Svc	Travel	Contract	Supplies	Equip	Land/Bld	Grant	Misc	PFI	PPT	Trp
* Component Total *			-120.8	-33.0	0.0	0.0	0.0	0.0	0.0	0.0	-87.8	0.0	0.0	0.0
<u>Oil & Gas Litigation Audit FS</u>														
Delete funding for component		Dec	-265.0	0.0	0.0	0.0	0.0	0.0	0.0	0.0	-265.0	0.0	0.0	0.0
1004 Gen Fund	-265.0													
* Component Total *			-265.0	0.0	0.0	0.0	0.0	0.0	0.0	0.0	-265.0	0.0	0.0	0.0
<u>Treasury Management</u>														
Deny inc-financial mgmt fees		Dec	-292.4	0.0	0.0	-292.4	0.0	0.0	0.0	0.0	0.0	0.0	0.0	0.0
1004 Gen Fund	-292.4													
Deny inc-investment officer		Dec	-79.9	-79.9	0.0	0.0	0.0	0.0	0.0	0.0	0.0	-1.0	0.0	0.0
1004 Gen Fund	-79.9													
Misc reduction		Dec	-79.9	0.0	0.0	0.0	0.0	0.0	0.0	0.0	-79.9	-1.0	0.0	0.0
1004 Gen Fund	-79.9													
Safekeeping/debt mgmt adv fees		Inc	172.9	0.0	0.0	172.9	0.0	0.0	0.0	0.0	0.0	0.0	0.0	0.0
1004 Gen Fund	172.9													
* Component Total *			-279.3	-79.9	0.0	-119.5	0.0	0.0	0.0	0.0	-79.9	-2.0	0.0	0.0
<u>Gaming</u>														
Deny inc-2 positions/Fbx/other		Dec	-221.4	-127.4	-35.0	-38.3	-2.3	-18.4	0.0	0.0	0.0	-2.0	0.0	0.0
1005 GF/Prgm	-221.4													
Add investigator funding		Inc	84.0	84.0	0.0	0.0	0.0	0.0	0.0	0.0	0.0	0.0	0.0	0.0
1005 GF/Prgm	84.0													
* Component Total *			-137.4	-43.4	-35.0	-38.3	-2.3	-18.4	0.0	0.0	0.0	-2.0	0.0	0.0
** BRU Total **			-802.5	-156.3	-35.0	-157.8	-2.3	-18.4	0.0	0.0	-432.7	-4.0	0.0	0.0
<u>Administration and Support</u>														
<u>Commissioner's Office</u>														
Delete hearing officer positn		Dec	-112.2	-112.2	0.0	0.0	0.0	0.0	0.0	0.0	0.0	-1.0	0.0	0.0
1004 Gen Fund	-112.2													
* Component Total *			-112.2	-112.2	0.0	0.0	0.0	0.0	0.0	0.0	0.0	-1.0	0.0	0.0
<u>Oil and Gas Tax Case Review</u>														
Delete remaining funding		Dec	-172.9	0.0	0.0	-172.9	0.0	0.0	0.0	0.0	0.0	0.0	0.0	0.0
1004 Gen Fund	-172.9													

1 Way Comparison: Gov Amd to House - Expenditures, Positions, & Funding - FY96 Operating Budget

* * * * * Department of Revenue * * * * *

<u>VTID Title</u>	<u>Funding</u>	<u>TrnType</u>	<u>Total Exp</u>	<u>Pers Svc</u>	<u>Travel</u>	<u>Contract</u>	<u>Supplies</u>	<u>Equip</u>	<u>Land/Bld</u>	<u>Grant</u>	<u>Misc</u>	<u>PFT</u>	<u>PPT</u>	<u>Imp</u>
* Component Total *			-172.9	0.0	0.0	-172.9	0.0	0.0	0.0	0.0	0.0	0.0	0.0	0.0
<u>Administrative Services</u>														
Deny Transfers In/telecomm chg		Dec	-39.1	-25.0	0.0	-14.1	0.0	0.0	0.0	0.0	0.0	0.0	0.0	0.0
1004 Gen Fund	-39.1													
* Component Total *			-39.1	-25.0	0.0	-14.1	0.0	0.0	0.0	0.0	0.0	0.0	0.0	0.0
** BRU Total **			-324.2	-137.2	0.0	-187.0	0.0	0.0	0.0	0.0	0.0	-1.0	0.0	0.0
*** Agency Total ***			-4362.2	-1103.0	-203.4	-2588.4	-16.3	-18.4	0.0	0.0	-432.7	-7.0	0.0	0.0

PROPOSED FY 96 GF REDUCTIONS - DEPARTMENT OF REVENUE

COMPONENT	General Funds Only			Subcom. Recom.	Revenue Recom.	Sub/FY95 Inc/Dec.	Sub/12-15 Inc/Dec.	Sub/FY96 Inc/Dec.
	FY95 Auth	12/15/94	FY96 Gov					
Child Support Enforcement	1689.9	1746.8	1854.6	1746.8	1836.8	56.9	.0	-107.8
ABC Board	639.3	639.3	854.8	639.3	639.3	.0	.0	-215.5
Income and Excise Audit (miscellaneous reduction)	3601.2	3601.4	3634.4	3513.6	3513.6	-87.6	-87.8	-120.8
Oil and Gas Audit	3505.3	3459.3	3459.3	3459.3	3350.0	-46.0	.0	.0
Oil and Gas Litigation Audit FS	265.0	265.0	265.0	.0	.0	-265.0	-265.0	-265.0
Treasury Management (adds in 172.9 for safekeeping fees; <79.9> miscellaneous reduction)	1021.6	1021.8	1394.1	1114.8	1300.0	93.2	93.0	-279.3
Gaming (adds funding for investigator - no new positions)	959.1	959.1	1180.5	1043.1	959.1	84.0	84.0	-137.4
Commissioner's Office (a <112.2> miscellaneous reduction; adds in 94.9 from O>CR for dep comm)	405.3	405.7	500.6	388.4	495.6	-16.9	-17.3	-112.2
Oil and Gas Tax Case Review	292.8	267.8	172.9	.0	.0	-292.8	-267.8	-172.9
Administrative Services (miscellaneous reduction)	372.1	411.2	411.2	372.1	372.1	.0	-39.1	-39.1
Sub-total	12751.6	12777.4	13727.4	12277.4	12466.5	-474.2	-500.0	-1450.0
TOTAL REDUCTION								
Subcommittee to FY 95 Auth	-474.2							
Subcommittee to 12/15/94	-500.0							
Subcommittee to FY 96 Gov	-1450.0							
Rev to 12/15/96	-310.9							