

**SB**

**60**

**SFIN**

**FILE**

# SENATE FINANCE COMMITTEE REPORT

DATE: 4/13/93

FURTHER:

DATE TURNED INTO OFFICE: 4-21-93

The Finance Committee considered **SENATE BILL NO. 60**

"An Act making appropriations for construction and major maintenance of schools; and providing for an effective date."

and recommends:

- replace with \_\_\_\_\_ CS SB 60 (FINANCE)
- or  adopt previous \_\_\_\_\_ CS \_\_\_\_\_
- attaches amendment(s)

- same title
- new title
- technical title change (HB only)

adopts \_\_\_\_\_ Letter of Intent

further referral to the \_\_\_\_\_

do pass

do not pass

no recommendation

individual recommendations

**NEW FISCAL NOTES**

Department	Date	Zero	Fiscal

**PREVIOUS FISCAL NOTES**

Department	Date	Zero	Fiscal
<u>DOTPF</u>	<u>1-20-93</u>	<u>0</u>	
<u>DDR</u>	<u>1-22-93</u>	<u>0</u>	

Appropriation No Fiscal Note

**DO PASS.**

George Arleo

Should pass

**OTHER RECOMMENDATIONS:**

None this No Rec  
Don't change No Rec

Low voice - 10/20/93

# FISCAL NOTE

No. 1

Bill Version: SB 60

(S) Publish Date: 1/22/93

STATE OF ALASKA  
1993 LEGISLATIVE SESSION

Revision Date: January 22, 1993

Title: An Act making appropriation for construction and major maintenance of schools

Dept. Affected: Department of Revenue

BRU: APFC

Component: APFC

Sponsor: Rules Committee by Request of Governor

Requester:

COMPONENT SERIAL NO. 109

Expenditures/Revenues:

(Thousands of Dollars)

OPERATING	FY94	FY95	FY96	FY97	FY98	FY99
PERSONAL SERVICES						
TRAVEL						
CONTRACTUAL						
SUPPLIES						
EQUIPMENT						
LAND & STRUCTURES						
GRA'ITS, CLAIMS						
MISCELLANEOUS						
TOTAL OPERATING						

CAPITAL	-0-	-0-	-0-	-0-	-0-	-0-
---------	-----	-----	-----	-----	-----	-----

REVENUE FUND SOURCE: 1041 PF earnings	-0-	(13,000.0)	(13,000.0)	(15,000.0)	(15,000.0)	(18,000.0)
---------------------------------------	-----	------------	------------	------------	------------	------------

FUNDING:

(Thousands of Dollars)

1002 Federal Receipts						
1003 OF Match						
1004 OF						
1005 OF/Program Receipts						
1008 GF/MHTA						
Other 1041 PF earnings	-0-	-0-	-0-	-0-	-0-	-0-
TOTAL						

POSITIONS:

FULL-TIME			
PART-TIME			
TEMPORARY			

Changes in CSSB 60 (YES) have no fiscal impact. This fiscal note is appropriate.

4/13/93  
/date

h1  
Comte Aide (initial)

Estimate of current year (FY93) impact: \$

ANALYSIS: (Attach a separate page if necessary)

See attached two pages.

Prepared by: William H. Scott, Executive Director

Phone: 465-2047

Division: Alaska Permanent Fund Corporation

Date: 1/20/93

Approved by Commissioner: [Signature]

Date: 1/22/93

Agency: Revenue

PREPARED TO PROVIDE ALL DISTRIBUTION COPIES TO GOVERNOR'S LEGISLATIVE OFFICE

For further distribution information call the Governor's Legislative Office

Corrected

**FISCAL NOTE**

Revision Date:  
Title: Approp: School Construction

Department Affected: DOT&PF  
BRU:

Sponsor: Rules  
Requestor: Governor

Component:  
Component Serial Number:

**EXPENDITURES/REVENUE**

(Thousands of Dollars)

	94	FY95	FY96	FY97	FY98	FY99
<b>OPERATING</b>						
PERSONAL SERVICES	0	0	0	0	0	0
TRAVEL	0	0	0	0	0	0
CONTRACTUAL	0	0	0	0	0	0
SUPPLIES	0	0	0	0	0	0
EQUIPMENT	0	0	0	0	0	0
LAND & STRUCTURES	0	0	0	0	0	0
GRANTS, CLAIMS	0	0	0	0	0	0
MISCELLANEOUS	0	0	0	0	0	0
<b>TOTAL OPERATING:</b>	0	0	0	0	0	0
<b>CAPITAL</b>	0	0	0	0	0	0
<b>REVENUE FUND SOURCE</b>	0	0	0	0	0	0

**FUNDING:** (Thousands of Dollars)

1002 FEDERAL RECEIPTS	0	0	0	0	0	0
1003 GF MATCH	0	0	0	0	0	0
1004 GF	0	0	0	0	0	0
1005 GF/PROGRAM RECEIPTS	0	0	0	0	0	0
1006 GF/MHTIA	0	0	0	0	0	0
OTHER	0	0	0	0	0	0
<b>TOTAL FUNDING:</b>	0	0	0	0	0	0

**POSITIONS**

FULL-TIME	0	0	0	0	0	0
PART-TIME	0	0	0	0	0	0
TEMPORARY	0	0	0	0	0	0

Estimate of current year (FY93) impact: \$ \_\_\_\_\_

ANALYSIS: (Attach a separate page if necessary)

Changes in CS SB 60 (HES)  
have no fiscal impact. This  
fiscal note is appropriate.

4/13/93  
date

bh  
Comte Aide (initial.)

Prepared by: Kit Duke

Phone: 562-2728

Division: Assistant Commissioner

Date: January 20, 1993

Approved by Commissioner: Frank G. Turpin

Phone: 465-3901

Agency: Department of Transportation and Public Facilities

Date: January 20, 1993

## SECTIONAL ANALYSIS

### Senate Bill 60

"An Act making appropriations for construction and major maintenance of schools; and providing for an effective date."

Section 1 appropriates \$107,688,000 from the earnings reserve account to the school construction grant fund and allocates payments to school districts and REAAs subject to grant conditions.

- Provides a listing of the school districts and REAA's, the purpose, and the allocation amount.

Section 2 appropriates \$42,312,000 from the earnings reserve account to the major maintenance grant fund and allocates payments to school districts and REAAs subject to grant conditions.

- Provides a listing of the school districts and REAAs, the purpose, and the allocation amount.

Section 3 provides that appropriations under the Act are for capital projects and are subject to the provisions of AS 37.25.020 relating to unexpended balances of appropriations for capital projects.

Section 4 provides for an effective date for sections one and three of this Act.

Section 5 provides that section two takes effect on the effective date of an Act creating a major maintenance grant fund in AS 14.11.

## **SB 60**

### **"An Act making appropriations for construction and major maintenance of schools"**

#### **Grants for School Construction**

- Section 1 of this legislation appropriates \$107,688,000 to the school construction grant fund to finance life, health, and safety construction projects in our public schools which are necessary to avert imminent dangers, and projects for un-housed students.

#### **Grants for Major Maintenance**

- Section 2 of this legislation appropriates \$42,312,000 to a major maintenance grant fund to finance costs of certain repairs to many of our public schools.

PUBLIC SCHOOL CONSTRUCTION / MAJOR MAINTENANCE FUNDING PLAN, FY 1994 - 1997

Annual Project Classification Amount Funded in Thousands of Dollars  
January 21, 1993

Project Classification	FY94 State Share	FY95 State Share	FY96 State Share	FY97 State Share	Total State Share Requested
Priority I: Life / Health / Safety	\$64,349.0	\$3,545.2	\$7,749.3	\$5,131.3	\$80,774.8
Priority II: Unhoused Students	\$36,935.4	\$114,654.5	\$64,694.7	\$92,581.5	\$308,866.1
Priority III: Protection of Structure	\$5,376.6	\$15,448.2	\$9,863.8	\$8,102.6	\$38,791.2
Priority IV: Code Upgrade	\$36,935.4	\$16,352.1	\$18,317.1	\$14,633.2	\$86,237.8
Priority *: Carry-over Projects	\$6,403.6	\$0.0	\$0.0	\$0.0	\$6,403.6
Fiscal Year Totals	\$150,000.0	\$150,000.0	\$100,624.9	\$120,448.6	\$521,073.5

**Capital Improvement Program Budget Request - January 21, 1993  
for Fiscal Year 94 - Funding Level 60% - 100%  
( With estimated funding for FY95 - FY97 )**

DOE Rank	District Name	Priority Rank	Amount Requested	Local Match	Amount Funded ( See Appendix A )	Aggregate Amount	Project Name
17	Kashunamiut Schools	17	\$15,746.0		\$15,746.0	\$62,822.7	Replacement School Facility
18	North Slope Borough Schools	18	\$265.0	\$106.0	\$159.0	\$62,981.7	Point Hope Entryways and Roof Renovation
19	Yukon/Koyukuk Schools	19	\$280.2		\$280.2	\$63,261.9	Nulato Voc Ed Upgrade
20	Tanana City Schools	20	\$96.0	\$14.4	\$81.6	\$63,343.5	Heat Exchanger and Storage Tank
21	Kuspuk Schools	21	\$380.0		\$380.0	\$63,723.5	Sleetmute Foundation & Roof Repair
22	Denali Borough Schools	22	\$99.5	\$5.0	\$94.5	\$63,818.0	Tri-Valley Fire Separation
23	Craig City Schools	23	\$545.7	\$81.9	\$463.8	\$64,281.8	Craig High School Roof Replacement
24	North Slope Borough Schools	24	\$112.0	\$44.8	\$67.2	\$64,349.0	Districtwide Renovations
	<b>Total for Priority Type 1 =</b>		<b>\$72,586.5</b>	<b>\$8,237.5</b>	<b>\$64,349.0</b>		
	<b>PRIORITY * : CARRY OVER</b>						
25	Copper River Schools		\$3,108.0		\$3,108.0	\$3,108.0	Glennallen Secondary School, Final Phase
26	Lower Yukon Schools		\$3,295.6		\$3,295.6	\$6,403.6	Mt. Village Elementary Replacement, Phase II
	<b>Total for Priority Type * =</b>		<b>\$6,403.6</b>		<b>\$6,403.6</b>		
	<b>PRIORITY 2 : UNHOUSED STUDENTS</b>						
27	Northwest Arctic Borough Schools	1	\$14,366.7	\$2,155.0	\$12,211.7	\$12,211.7	Selawik School Replacement
28	Bering Strait Schools	2	\$9,528.6		\$9,528.6	\$21,740.3	Koyuk School Addition/Renovation
29	Kenai Peninsula Borough Schools	3	\$426.3	\$127.9	\$298.4	\$22,038.7	Portable Classrooms Districtwide
30	Unalaska City Schools	4	\$5,466.0	\$2,186.4	\$3,279.6	\$25,318.3	Unalaska Elementary Addition
31	Southeast Island Schools	5	\$1,229.0		\$1,229.0	\$26,547.3	Edna Bay School Construction

**Capital Improvement Program Budget Request - January 21, 1993  
for Fiscal Year 94 - Funding Level 60% - 100%  
( With estimated funding for FY95 - FY97 )**

<b>DOE Rank</b>	<b>District Name</b>	<b>Priority Rank</b>	<b>Amount Requested</b>	<b>Local Match</b>	<b>Amount Funded</b>	<b>Aggregate Amount</b>	<b>Project Name</b>
<b>PRIORITY 1 : LIFE/HEALTH/SAFETY</b>		<b>All amounts shown in thousands of dollars</b>					
					<i>( See Appendix A )</i>		
1	Ketchikan Gateway Borough Schools	1	\$9,501.6	\$2,850.5	\$6,651.1	\$6,651.1	Ketchikan High, Final Phase
2	Lake and Peninsula Schools	2	\$1,660.0	\$249.0	\$1,411.0	\$8,062.1	Chignik Bay School Addition
3	Yakutat City Schools	3	\$581.2	\$87.2	\$494.0	\$8,556.1	Elementary School Repair
4	North Slope Borough Schools	4	\$133.1	\$53.2	\$79.9	\$8,636.0	Point Lay Cully School Drinking Water
5	Alaska Gateway Schools	5	\$8,678.9		\$8,678.9	\$17,314.9	Tok School Replacement
6	Kake City Schools	6	\$1,830.0	\$91.5	\$1,738.5	\$19,053.4	Elementary & High School Life/Safety
7	Southwest Region Schools	7	\$762.8		\$762.8	\$19,816.2	New Stuyahok Roof and Wall Replacement
8	Pribilof Schools	8	\$1,222.7		\$1,222.7	\$21,038.9	St. Paul Roofing and Siding Replacement
9	Eering Strait Schools	9	\$12,586.4		\$12,586.4	\$33,625.3	Gambell Elementary Addition
10	Jureau Borough Schools	10	\$218.0	\$65.4	\$152.6	\$33,777.9	J/D High School Structural Repair
11	Delta/Greely Schools	11	\$1,513.6		\$1,513.6	\$35,291.5	Delta School Roof Replacement
12	Anchorage Schools	12	\$1,400.0	\$420.0	\$980.0	\$36,271.5	West High School Electrical Repair
13	Fairbanks North Star Schools	13	\$12,595.4	\$3,778.6	\$8,816.8	\$45,088.3	North Pole Elementary Addition
14	Annette Island Schools	14	\$720.8		\$720.8	\$45,809.1	Elementary/Middle School Repair
15	Aleutians East Borough Schools	15	\$1,300.0	\$390.0	\$910.0	\$46,719.1	King Cove Elementary Life Safety
16	Pribilof Schools	16	\$357.6		\$357.6	\$47,076.7	St. George Roof & Exterior Repair

**Capital Improvement Program Budget Request - January 21, 1993  
for Fiscal Year 94 - Funding Level 60% - 100%  
( With estimated funding for FY95 - FY97 )**

DOE Rank	District Name	Priority Rank	Amount Requested	Local Match	Amount Funded ( See Appendix A )	Aggregate Amount	Project Name
17	Kashunamiut Schools	17	\$15,746.0		\$15,746.0	\$62,822.7	Replacement School Facility
18	North Slope Borough Schools	18	\$265.0	\$106.0	\$159.0	\$62,981.7	Point Hope Entryways and Roof Renovation
19	Yukon/Koyukuk Schools	19	\$280.2		\$280.2	\$63,261.9	Nulato Voc Ed Upgrade
20	Tanana City Schools	20	\$96.0	\$14.4	\$81.6	\$63,343.5	Heat Exchanger and Storage Tank
21	Kuspuk Schools	21	\$380.0		\$380.0	\$63,723.5	Sleetmute Foundation & Roof Repair
22	Denali Borough Schools	22	\$99.5	\$5.0	\$94.5	\$63,818.0	Tri-Valley Fire Separation
23	Craig City Schools	23	\$545.7	\$81.9	\$463.8	\$64,281.8	Craig High School Roof Replacement
24	North Slope Borough Schools	24	\$112.0	\$44.8	\$67.2	\$64,349.0	Districtwide Renovations
	<b>Total for Priority Type 1 =</b>		<b>\$72,586.5</b>	<b>\$8,237.5</b>	<b>\$64,349.0</b>		
	<b>PRIORITY * : CARRY OVER</b>						
25	Copper River Schools		\$3,108.0		\$3,108.0	\$3,108.0	Glennallen Secondary School, Final Phase
26	Lower Yukon Schools		\$3,295.6		\$3,295.6	\$6,403.6	Mt. Village Elementary Replacement, Phase II
	<b>Total for Priority Type * =</b>		<b>\$6,403.6</b>		<b>\$6,403.6</b>		
	<b>PRIORITY 2 : UNHOUSED STUDENTS</b>						
27	Northwest Arctic Borough Schools	1	\$14,366.7	\$2,155.0	\$12,211.7	\$12,211.7	Selawik School Replacement
28	Bering Strait Schools	2	\$9,528.6		\$9,528.6	\$21,740.3	Koyuk School Addition/Renovation
29	Kenai Peninsula Borough Schools	3	\$426.3	\$127.9	\$298.4	\$22,038.7	Portable Classrooms Districtwide
30	Unalaska City Schools	4	\$5,466.0	\$2,186.4	\$3,279.6	\$25,318.3	Unalaska Elementary Addition
31	Southeast Island Schools	5	\$1,229.0		\$1,229.0	\$26,547.3	Edna Bay School Construction

**Capital Improvement Program Budget Request - January 21, 1993  
for Fiscal Year 94 - Funding Level 60% - 100%  
( With estimated funding for FY95 - FY97 )**

<b>DOE Rank</b>	<b>District Name</b>	<b>Priority Rank</b>	<b>Amount Requested</b>	<b>Local Match</b>	<b>Amount Funded ( See Appendix A )</b>	<b>Aggregate Amount</b>	<b>Project Name</b>
32	Lower Yukon Schools	6	\$622.7		\$622.7	\$27,170.0	Hooper Bay Classroom Addition
33	Southeast Island Schools	7	\$851.9		\$851.9	\$28,021.9	New Port Protection School
34	Southeast Island Schools	8	\$1,903.6		\$1,903.6	\$29,925.5	Kasaan/Hollis Schools Project
35	Craig City Schools	9	\$2,121.0	\$318.2	\$1,802.9	\$31,728.4	Craig Elementary Addition
36	Kuspuk Schools	10	\$1,946.4		\$1,946.4	\$33,674.8	Upper Kalskag O/J Gregory Elementary
37	Mat-Su Borough Schools END OF FY94 FUNDING	11	\$10,250.0	\$1,537.5	\$8,712.5	\$42,387.3	New Greater Wasilla Area School
38	Kuspuk Schools	12	\$5,803.4	\$58.0	\$5,745.4	\$48,132.6	Aniak Middle/Elementary School, Phase I
39	Anchorage Schools	13	\$12,300.0	\$4,305.0	\$7,995.0	\$56,127.6	Mountain View New Elementary
40	Craig City Schools	14	\$818.6	\$163.7	\$654.9	\$56,782.5	Craig High School, Phase I
41	Lower Kuskokwim Schools	15	\$18,917.0	\$189.2	\$18,727.8	\$75,510.3	New Bethel Middle School
42	Southeast Island Schools	16	\$1,750.0	\$17.5	\$1,732.5	\$77,242.8	New Craik Floating School
43	Anchorage Schools	17	\$12,300.0	\$4,305.0	\$7,995.0	\$85,237.8	Sand Lake Area New Elementary
44	Yupit Schools	18	\$5,500.0	\$55.0	\$5,445.0	\$90,682.8	Akiachak Elementary Replacement/Upgrade
45	Northwest Arctic Borough Schools	19	\$13,232.1	\$2,646.4	\$10,585.7	\$101,268.5	Buckland School Addition
46	Ketchikan Gateway Borough Schools	20	\$8,816.7	\$3,085.8	\$5,730.9	\$106,999.4	Shoenbar Junior High
47	Juneau Borough Schools	21	\$14,200.0	\$4,970.0	\$9,230.0	\$116,229.4	New Elementary School

**Capital Improvement Program Budget Request - January 21, 1993  
for Fiscal Year 94 - Funding Level 60% - 100%  
( With estimated funding for FY95 - FY97 )**

<b>DOE Rank</b>	<b>District Name</b>	<b>Priority Rank</b>	<b>Amount Requested</b>	<b>Local Match</b>	<b>Amount Funded</b> ( See Appendix A )	<b>Aggregate Amount</b>	<b>Project Name</b>
48	Fairbanks North Star Schools <b>END OF FY95 FUNDING</b>	22	\$61,631.9	\$21,571.2	\$40,060.7	\$156,290.1	New Fairbanks High School, Phase II
49	Lake & Peninsula Schools	23	\$1,000.0	\$250.0	\$750.0	\$157,040.1	Ivanof Bay School Replacement
50	Fairbanks North Star Schools	24	\$13,461.7	\$5,384.7	\$8,077.0	\$165,117.1	New North Fairbanks Elementary
51	Yukon Flats Schools	25	\$1,650.0	\$39.6	\$1,610.4	\$166,727.5	Circle Multipurpose/Classroom Addition
52	Kodiak Island Borough Schools	26	\$7,500.0	\$3,000.0	\$4,500.0	\$171,227.5	Kodiak New Elementary School, Phase I
53	Yukon/Koyukuk Schools	27	\$1,461.6	\$35.1	\$1,426.5	\$172,654.0	Allakaket School Addition
54	Southeast Island Schools	28	\$2,047.0	\$49.1	\$1,997.9	\$174,651.9	Naukati School Construction
55	Mat-Su Borough Schools	29	\$4,612.5	\$1,153.1	\$3,459.4	\$178,111.3	Glacier View School Addition
56	Aleutians East Borough Schools	30	\$725.0	\$290.0	\$435.0	\$178,546.3	False Pass School Addition
57	Southwest Region Schools	31	\$2,112.0	\$50.7	\$2,061.3	\$180,607.6	Togiak School Addition
58	Lake & Peninsula Schools	32	\$450.0	\$112.5	\$337.5	\$180,945.1	Kokhanok School Addition
59	Lower Kuskokwim Schools	33	\$6,020.0	\$144.5	\$5,875.5	\$186,820.6	Newtok Elementary School Addition
60	Kenai Peninsula Borough Schools	34	\$3,841.6	\$1,536.6	\$2,305.0	\$189,125.6	Kenai Elementary School Renovation
61	Chatham Schools	35	\$687.0	\$16.5	\$670.5	\$189,796.1	Angoon Elementary Classroom Addition
62	Anchorage Schools	36	\$13,000.0	\$5,200.0	\$7,800.0	\$197,596.1	Turnagain Area New Elementary
63	Southeast Island Schools	37	\$3,526.0	\$84.6	\$3,441.4	\$201,037.5	Coffman Cove Building Replacement

**Capital Improvement Program Budget Request - January 21, 1993  
for Fiscal Year 94 - Funding Level 60% - 100%  
( With estimated funding for FY95 - FY97 )**

<b>DOE Rank</b>	<b>District Name</b>	<b>Priority Rank</b>	<b>Amount Requested</b>	<b>Local Match</b>	<b>Amount Funded ( See Appendix A )</b>	<b>Aggregate Amount</b>	<b>Project Name</b>
64	Bering Strait Schools	38	\$6,584.7	\$156.0	\$6,426.7	\$207,464.1	Teller Elementary Addition
65	Yupit Schools	39	\$575.0	\$13.8	\$561.2	\$208,025.3	Modular Classrooms
66	Bering Strait Schools	40	\$5,360.8	\$128.7	\$5,232.1	\$213,257.5	Golovin Elementary Addition to High School
67	Juneau Borough Schools	41	\$311.4	\$124.6	\$186.8	\$213,444.3	Auke Bay Classroom Addition
68	Lower Kuskokwim Schools <b>END OF FY96 FUNDING</b>	42	\$4,674.9	\$112.2	\$4,562.7	\$218,007.0	Atmautluak Elementary School Addition
69	Kenai Peninsula Borough Schools	43	\$10,300.5	\$4,635.2	\$5,665.3	\$223,672.3	New West Homer Elementary
70	Aleutians East Borough Schools	44	\$1,300.0	\$585.0	\$715.0	\$224,387.3	Akutan School Addition
71	Copper River Schools	45	\$1,881.4	\$71.5	\$1,809.9	\$226,197.2	Copper Center Elementary Addition
72	Anchorage Schools	46	\$4,650.0	\$2,092.5	\$2,557.5	\$228,754.7	Willow Crest Elementary Addition
73	Haines Borough Schools	47	\$3,840.0	\$1,728.0	\$2,112.0	\$230,866.7	Middle School Addition
74	Kodiak Island Borough Schools	48	\$2,000.0	\$900.0	\$1,100.0	\$231,966.7	Ouzinkie Upgrade/Remodel
75	Bering Strait Schools	49	\$8,886.6	\$337.7	\$8,548.9	\$240,515.6	Elim Elementary Addition
76	Mat-Su Borough Schools	50	\$26,137.5	\$7,841.3	\$18,296.3	\$258,811.9	Atlasta New Middle School
77	Denali Borough Schools	51	\$8,625.0	\$431.3	\$8,193.8	\$267,005.6	Tri-Valley School Addition
78	Kuspuk Schools	52	\$650.0	\$24.7	\$625.3	\$267,630.9	Crooked Creek Johnnie John School Addition
79	Anchorage Schools	53	\$4,450.0	\$2,002.5	\$2,447.5	\$270,078.4	Chinook Elementary Addition

**Capital Improvement Program Budget Request - January 21, 1993  
for Fiscal Year 94 - Funding Level 60% - 100%  
( With estimated funding for FY95 - FY97 )**

<b>DOE Rank</b>	<b>District Name</b>	<b>Priority Rank</b>	<b>Amount Requested</b>	<b>Local Match</b>	<b>Amount Funded</b> ( See Appendix A )	<b>Aggregate Amount</b>	<b>Project Name</b>
80	Klawock City Schools	54	\$1,000.0	\$50.0	\$950.0	\$271,028.4	New Klawock High School, Phase I
81	Kenai Peninsula Borough Schools	55	\$5,460.2	\$2,457.1	\$3,003.1	\$274,031.5	Tustumena Elementary Addition
82	Kuspuk Schools	56	\$750.0	\$28.5	\$721.5	\$274,753.0	Lower Kalskag Elementary School Addition
83	Kenai Peninsula Borough Schools	57	\$25,040.7	\$11,268.3	\$13,772.4	\$288,525.4	New Skyview Middle/Junior High
84	Anchorage Schools	58	\$36,750.0	\$16,537.5	\$20,212.5	\$308,737.9	South Anchorage New Junior High
	<b>Total for Priority Type 2 =</b>		<b>\$425,305.0</b>	<b>\$116,567.1</b>	<b>\$308,737.9</b>		
<b>PRIORITY 3 : PROTECTION of STRUCTURE</b>							
85	Lower Kuskokwim Schools	1	\$563.0		\$563.0	\$563.0	Bethel HS Major Maintenance/Roof Replacement
86	Aleutian Region Schools	2	\$104.0		\$104.0	\$667.0	Nikolski School Thermal Upgrade/Repairs
87	Juneau Borough Schools	3	\$1,099.0	\$329.7	\$769.3	\$1,436.3	Glacier Valley Roof Replacement
88	Lower Kuskokwim Schools	4	\$551.0		\$551.0	\$1,987.3	Napakiak School Relocation
89	Wrangell City Schools	5	\$60.0	\$18.0	\$42.0	\$2,029.3	Intermediate School Drainage
90	Denali Borough Schools	6	\$101.1	\$5.1	\$96.0	\$2,125.3	Anderson School Old Gym Upgrade
91	Haines Borough Schools	7	\$312.0	\$93.6	\$218.4	\$35,509.9	Elementary/Middle Exterior Wall Protection
92	Yakutat Schools	8	\$222.3	\$33.3	\$189.0	\$35,699.9	High School Roof Repair
93	Lake & Peninsula Schools	9	\$800.0	\$120.0	\$680.0	\$36,378.8	Districtwide Life/Safety Code Upgrades
94	Iditarod Area Schools	10	\$65.5		\$65.5	\$36,444.3	Lime Village Oil Storage

**Capital Improvement Program Budget Request - January 21, 1993  
for Fiscal Year 94 - Funding Level 60% - 100%  
( With estimated funding for FY95 - FY97 )**

DOE Rank	District Name	Priority Rank	Amount Requested	Local Match	Amount Funded ( See Appendix A )	Aggregate Amount	Project Name
95	Fairbanks North Star Schools	11	\$897.6	\$269.3	\$628.3	\$37,072.7	Districtwide Major Repair/Renovation
96	Haines Borough Schools	12	\$216.5	\$65.0	\$151.6	\$37,224.2	Swimming Pool Building Roof Replacement
97	Yukon/Koyukuk Schools	13	\$251.5		\$251.5	\$37,475.7	Kattag Vocational Education Facility Renovation
98	Juneau Borough Schools	14	\$647.0	\$194.1	\$452.9	\$37,928.6	Auke Bay Roof Replacement
99	Juneau Borough Schools	15	\$400.0	\$120.0	\$280.0	\$38,208.6	Mendenhall River Elementary Roof Repair
100	Iditarod Area Schools	16	\$53.0		\$53.0	\$38,261.6	Anvik Oil Storage
101	Kenai Peninsula Borough Schools	17	\$129.9	\$39.0	\$90.9	\$38,352.5	Nikiski Elementary Roof Replacement
102	Iditarod Area Schools	18	\$26.0		\$26.0	\$38,378.5	Grayling Oil Storage
103	Chugach Schools	19	\$48.0		\$48.0	\$38,426.5	Whittier School Roof Repairs
104	Juneau Borough Schools	20	\$166.0	\$49.8	\$116.2	\$38,542.7	Juneau Douglas High School Roof Repairs
<b>Total for Priority Type 3 =</b>			<b>\$6,713.4</b>	<b>\$1,336.8</b>	<b>\$5,376.6</b>		
<b>PRIORITY 4 : CODE UPGRADE</b>							
105	Fairbanks North Star Schools	1	\$572.0	\$171.6	\$400.4	\$400.4	Hunter Elementary Renovation
106	Nome City Schools	2	\$885.0	\$132.8	\$752.3	\$1,152.7	Nome Beltz Code Upgrade
107	Petersburg City Schools	3	\$150.0	\$45.0	\$105.0	\$1,257.7	Elementary School Code Upgrades
108	Lower Kuskokwim Schools	4	\$2,739.0		\$2,739.0	\$3,996.7	Districtwide Water Treatment
109	Fairbanks North Star	5	\$988.0	\$296.4	\$691.6	\$4,688.3	Lathrop High School Renovations
110	Lower Kuskokwim Schools	6	\$5,216.0		\$5,216.0	\$9,904.3	Districtwide Subsurface Water Treatment

**Capital Improvement Program Budget Request - January 21, 1993  
for Fiscal Year 94 - Funding Level 60% - 100%  
( With estimated funding for FY95 - FY97 )**

<b>DOE Rank</b>	<b>District Name</b>	<b>Priority Rank</b>	<b>Amount Requested</b>	<b>Local Match</b>	<b>Amount Funded ( See Appendix A )</b>	<b>Aggregate Amount</b>	<b>Project Name</b>
111	St. Mary's Schools	7	\$737.0	\$36.9	\$700.2	\$10,604.4	Code Upgrade
112	Lower Kuskokwim Schools	8	\$4,066.0		\$4,066.0	\$14,670.4	Districtwide Asbestos Abatement
113	Kenai Peninsula Borough Schools	9	\$2,332.3	\$699.7	\$1,632.6	\$16,303.0	Kenai Junior High Asbestos Abatement
114	Yukon Flats Schools	10	\$11,900.0		\$11,900.0	\$28,203.0	Fort Yukon New School Replacement
115	Kenai Peninsula Borough Schools	11	\$124.5	\$37.4	\$87.2	\$28,290.2	Homer Intermediate Asbestos Abatement
116	Fairbanks North Star Schools	12	\$138.7	\$41.6	\$97.1	\$28,387.3	Districtwide Fire Protection
117	Kenai Peninsula Borough Schools	13	\$46.8	\$14.0	\$32.8	\$28,420.0	Paul Banks Elementary Asbestos Abatement
118	Iditarod Area Schools	14	\$322.5		\$322.5	\$28,742.5	Anvik School Kitchen Upgrade & 2nd Floor Storage
119	Kenai Peninsula Borough Schools	15	\$79.6	\$23.9	\$55.7	\$28,798.2	Susan B. English Asbestos Abatement
120	Anchorage Schools	16	\$3,000.0	\$900.0	\$2,100.0	\$30,898.2	Fire Code Violations Projects
121	Kenai Peninsula Borough Schools	17	\$221.0	\$66.3	\$154.7	\$31,052.9	Seward Elementary Asbestos Abatement
122	Annette Island Schools	18	\$178.9		\$178.9	\$31,231.8	Districtwide Asbestos Removal
123	Northwest Arctic Borough Schools	19	\$2,056.4	\$308.5	\$1,747.9	\$32,979.8	Districtwide Deferred Major Maintenance
124	Haines Borough Schools	20	\$521.0	\$156.3	\$364.7	\$33,344.5	Districtwide Handicap Access
125	Sitka Borough Schools	21	\$538.3	\$161.5	\$376.8	\$33,721.3	Baranof Elementary Lighting Upgrade
126	North Slope Borough Schools	22	\$50.0	\$20.0	\$30.0	\$33,751.3	Anaktuvuk Pass Welding Room Renovation

**Capital Improvement Program Budget Request - January 21, 1993  
for Fiscal Year 94 - Funding Level 60% - 100%  
( With estimated funding for FY95 - FY97 )**

<b>DOE Rank</b>	<b>District Name</b>	<b>Priority Rank</b>	<b>Amount Requested</b>	<b>Local Match</b>	<b>Amount Funded</b> <small>( See Appendix A )</small>	<b>Aggregate Amount</b>	<b>Project Name</b>
127	Fairbanks North Star Schools <b>END OF FY94 FUNDING</b>	23	\$13,079.6	\$3,923.9	\$9,155.7	\$42,907.0	Denali Elementary Replacement
128	Copper River Schools	24	\$1,484.0	\$14.8	\$1,469.2	\$44,376.2	Glennallen Elementary Remodel
129	Fairbanks North Star Schools <b>END OF FY95 FUNDING</b>	25	\$13,709.9	\$4,798.5	\$8,911.4	\$53,287.6	Nordale Elementary Replacement
130	Bering Strait Schools	26	\$4,627.9	\$111.1	\$4,516.8	\$57,804.4	White Mountain Elementary Addition
131	North Slope Borough Schools	27	\$50.0	\$25.0	\$25.0	\$57,829.4	Nuiqsut Welding Room Renovation
132	Northwest Arctic Borough Schools	28	\$3,378.0	\$844.5	\$2,533.5	\$60,362.9	Districtwide Fuel Tank Farm Upgrade
133	Hydaburg City Schools	29	\$35.0	\$1.8	\$33.3	\$60,396.2	Replacement of Fuel Storage Tanks
134	Fairbanks North Star Schools	30	\$13,400.0	\$5,350.0	\$8,040.0	\$68,436.2	Eielson Air Force Base Elementary School
135	Kodiak Island Borough Schools	31	\$1,700.0	\$680.0	\$1,020.0	\$69,456.2	Kodiak High School Code Upgrade
136	Anchorage Schools	32	\$2,000.0	\$800.0	\$1,200.0	\$70,656.2	Districtwide Kitchen Upgrades
137	Kenai Peninsula Borough Schools	33	\$40.3	\$16.1	\$24.2	\$70,680.4	Homer Junior High Handicap Access
138	Kenai Peninsula Borough Schools	34	\$40.3	\$16.1	\$24.2	\$70,704.5	Kenai Junior High Handicap Access
139	North Slope Borough Schools	35	\$800.0	\$400.0	\$400.0	\$71,104.5	Kaktovik Mechanical System Upgrade
140	Iditarod Area Schools	36	\$57.5	\$1.4	\$56.1	\$71,160.7	Lime Village Well
141	Kuspuk Schools	37	\$255.0	\$6.1	\$248.9	\$71,409.5	Underground Fuel Tank Removal
	<b>Total for Priority Type 4 =</b>		<b>\$91,520.5</b>	<b>\$20,111.0</b>	<b>\$71,409.5</b>		

**Capital Improvement Program Budget Request - January 21, 1993  
for Fiscal Year 94 - Funding Level 60% - 100%  
( With estimated funding for FY95 - FY97 )**

DOE Rank	District Name	Priority Rank	Amount Requested	Local Match	Amount Funded ( See Appendix A )	Aggregate Amount	Project Name
<b>PRIORITY 5 : OPERATIONAL COST SAVINGS</b>							
142	Hydaburg City Schools	1	\$86.0	\$86.0			High School Heating System Upgrade
143	Fairbanks North Star Schools	2	\$2,284.2	\$2,284.2			District Physical Plant Facility
144	Alaska Gateway Schools	3	\$450.0	\$450.0			Northway Sewer Replacement
145	Fairbanks North Star Schools	4	\$4,574.0	\$4,574.0			District Food Service Facility
	<b>Total for Priority Type 5 =</b>		<b>\$7,394.2</b>	<b>\$7,394.2</b>			
<b>PRIORITY 6 : FUNCTIONAL UPGRADE</b>							
146	Sitka Borough Schools	1	\$1,033.0	\$1,033.0			Baranof Elementary School Addition
147	Nome City Schools	2	\$5,155.0	\$5,155.0			Nome-Beltz Middle School Remodel
148	Pribilof Schools	3	\$634.4	\$634.4			St. George Media Center & Kitchen Addition
149	North Slope Borough Schools	4	\$3,498.0	\$3,498.0			Point Lay Gym/Classroom Addition
150	Dillingham City Schools	5	\$1,864.5	\$1,864.5			Elementary School Addition
151	Mat-Su Borough Schools	6	\$9,100.0	\$9,100.0			Swanson Elementary School Renovation/Addition
152	Lower Kuskokwim Schools	7	\$1,000.0	\$1,000.0			Chefornak Improvements
153	Chugach Schools	8	\$78.0	\$78.0			Whittier Voc-Ed, Phase II
154	Lake & Peninsula Schools	9	\$1,100.0	\$1,100.0			Pilot Point School Replacement
155	Cordova City Schools	10	\$1,730.0	\$1,730.0			Cordova High School Science & Computer Room
156	Anchorage Schools	11	\$8,700.0	\$8,700.0			West High School Addition and Renovation
157	Anchorage Schools	12	\$32,250.0	\$32,250.0			Chugiak/Eagle River New Junior High

**Capital Improvement Program Budget Request - January 21, 1993  
for Fiscal Year 94 - Funding Level 60% - 100%  
( With estimated funding for FY95 - FY97 )**

<b>DOE Rank</b>	<b>District Name</b>	<b>Priority Rank</b>	<b>Amount Requested</b>	<b>Local Match</b>	<b>Amount Funded</b> ( See Appendix A )	<b>Aggregate Amount</b>	<b>Project Name</b>
158	Mat-Su Borough Schools	13	\$6,000.0	\$6,000.0			Palmer Middle School Addition
159	Juneau Borough Schools	14	\$300.0	\$300.0			Gastineau Elementary Renovation
160	Yupit Schools	15	\$17,354.0	\$17,354.0			Consolidated High School & Boarding House
161	Kodiak Island Borough Schools	16	\$7,400.0	\$7,400.0			Kodiak High School Classroom Upgrade
162	Bristol Bay Borough Schools	17	\$3,449.5	\$3,449.5			Naknek K-12 Gymnasium Addition
163	Anchorage Schools	18	\$4,200.0	\$4,200.0			Wonder Park Elementary Addition
164	Anchorage Schools	19	\$4,700.0	\$4,700.0			College Gate Elementary Addition
165	Anchorage Schools	20	\$3,450.0	\$3,450.0			Ocean View Elementary Addition
166	Kenai Peninsula Borough Schools	21	\$1,263.6	\$1,263.6			Nikolaevsk Gym Expansion
167	Lake & Peninsula Schools	22	\$1,600.0	\$1,600.0			Port Heiden Addition
168	Anchorage Schools	23	\$4,500.0	\$4,500.0			Williwaw Addition
169	Pribilof Schools	24	\$378.7	\$378.7			St. Paul Kitchen Construction
170	Anchorage Schools	25	\$1,600.0	\$1,600.0			Chugiak Elementary Addition
171	Hydaburg City Schools	26	\$108.2	\$108.2			District Maintenance/Storage Building
172	Nenana City Schools	27	\$136.0	\$136.0			Nenana School Gym Floor Replacement
173	Cordova City Schools	28	\$21,704.2	\$21,704.2			Elementary Addition and Remodel
174	Kuspuk Schools	29	\$510.0	\$510.0			Kalskag George Morgan Jr/Sr High Addition

**Capital Improvement Program Budget Request - January 21, 1993  
for Fiscal Year 94 - Funding Level 60% - 100%  
( With estimated funding for FY95 - FY97 )**

DOE Rank	District Name	Priority Rank	Amount Requested	Local Match	Amount Funded ( See Appendix A )	Aggregate Amount	Project Name
175	Denali Borough Schools	30	\$500.0	\$500.0			Anderson Old Gym Remodel
176	Hoonah City Schools	31	\$1,639.2	\$1,639.2			Multipurpose Facility, Phase II
177	Denali Borough Schools	32	\$200.0	\$200.0			Cantwell School Gym
178	Anchorage Schools	33	\$8,650.0	\$8,650.0			Romig Junior High/Middle School Addition
179	Petersburg City Schools	34	\$700.0	\$700.0			Middle/High School Shop Addition
180	Nenana City Schools	35	\$64.2	\$64.2			Environmental Science Lab
181	Juneau Borough Schools	36	\$600.0	\$600.0			Access Reconfiguration
	<b>Total for Priority Type 6 = PRIORITY 7 : OTHER</b>		<b>\$157,150.5</b>	<b>\$157,150.5</b>			
182	Juneau Borough Schools	1	\$177.0	\$177.0			JDHS/UA Pedestrian Overpass Upgrade
183	Petersburg City Schools	2	\$175.0	\$175.0			Petersburg Schools Vehicle Access North
184	Skagway City Schools	3	\$27.5	\$27.5			Track & Field Construction
185	Kenai Peninsula Borough Schools	4	\$35.0	\$35.0			Soldotna High Ventilation of Pool Locker
186	Kenai Peninsula Borough Schools	5	\$210.0	\$210.0			Skyview High Resurface Track
187	Sitka Borough Schools	6	\$1,313.0	\$1,313.0			Districtwide Maintenance Building/Warehouse
188	Nenana City Schools	7	\$4,095.0	\$4,095.0			Regional Dormitory
189	Tanana City Schools	8	\$4,564.0	\$4,564.0			Regional High School Dormitory
	<b>Total for Priority Type 7 = GRAND TOTAL:</b>		<b>\$10,596.5</b>	<b>\$10,596.5</b>		<b>\$456,276.7</b>	

**Department of Education**  
**Public School Construction / Major Maintenance Funding Plan**  
**Fiscal Years 1994 - 1997**  
**January 21, 1993**

**FISCAL YEAR 1994-1997**  
**CAPITAL IMPROVEMENT PROGRAM BUDGET PROPOSAL**

- \* **SEEKS \$520 MILLION IN FUNDING FOR CONSTRUCTION AND MAJOR MAINTENANCE OF PUBLIC SCHOOLS, BASED ON PRIORITIZED NEED**
- \* **SPREADS DOLLARS BETWEEN URBAN AND RURAL COMMUNITIES**
- \* **FUNDS ALL PRIORITY 1 LIFE/HEALTH/SAFETY AND FINAL PRE-HB37 CARRY OVER PROJECTS, 20% OF THE PRIORITY 2 UN-HOUSED STUDENT PROJECTS, ALL OF THE PRIORITY 3 PROTECTION OF STRUCTURE PROJECTS AND HALF OF THE PRIORITY 4 CODE UPGRADE PROJECTS IN FY94**
- \* **ESTABLISHES A MAJOR MAINTENANCE FUND IN FY94, INCREASING EMPHASIS ON PREVENTIVE MAINTENANCE**
- \* **FUNDS AN AVERAGE OF 1,600 JOBS EACH YEAR, DISTRIBUTED THROUGH OUT THE STATE**
- \* **CARRIES BROAD PUBLIC, ASSOCIATION AND SPECIAL INTEREST GROUP SUPPORT**
- \* **SATISFIES THE MOST PRESSING EDUCATIONAL NEEDS AND PROMOTES LOCAL EMPLOYMENT AND ECONOMIC DEVELOPMENT**
- \* **INCREASES THE LOCAL SHARE OVER A FOUR YEAR TIME PERIOD TO PARALLEL THE MATCHING GRANT PROGRAM**
- \* **DEVELOPS REVISED FUNDING CATEGORIES FOR ALL PROJECTS AND ESTABLISHES CONSTRUCTION STANDARDS PRIOR TO FY95 FUNDING CYCLE**

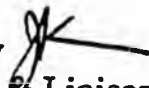


**Alaska Permanent Fund Corporation**  
P.O. Box 25500 Juneau, Alaska 99802-5500  
(907) 465-2047

## MEMORANDUM

DATE: January 14, 1993

TO: Harry Gamble  
Department of Education

FROM: Jim Kelly   
Research & Liaison Officer

SUBJECT: **Analysis of the Impact of Making Certain  
Changes to the Current Use of Fund Income**

Attached are two financial projections prepared by the Alaska Permanent Fund Corporation at your request.

**Financial Projection #1:** This is the status quo case as of November 30, 1992. It provides the benchmark against which to compare and contrast any changes to current law.

**Financial Projection #2:** This projection makes the following changes to the status quo: (1) in fiscal 1993 and 94, \$150 million is appropriated from the Fund's earnings reserve account to the General Fund; and (2) in fiscal 1995 and 96, \$100 million is appropriated.

This analysis concerns itself with the following impacts on the Permanent Fund:

- \* How would the changes affect the growth of Fund principal?
- \* How would they affect the level of Fund net income produced in the future?

- \* How would they affect total dividend distributions (in millions), and the amounts of annual per capita dividends?
- \* How would they affect inflation-proofing transfers?
- \* How would they affect amounts available for distribution to the General Fund.

To provide analysis-at-a-glance, the impacts for the fiscal years 1993, 2000, 2005 and 2010 are pulled off the projection sheets and juxtaposed below

	<b>Status Quo</b> <i>(in millions)</i>	<b>Projection #2</b> <i>(in millions)</i>
<b>Fund Principal Balance</b>		
June 30, 1993:	\$12,324	\$12,324
June 30, 2000:	19,540	19,540
June 30, 2005:	26,638	25,819
June 30, 2010:	34,211	33,170
<b>Annual Net Income</b>		
Fiscal 1993:	\$1,073	\$1,073
Fiscal 2000:	1,802	1,745
Fiscal 2005:	2,386	2,313
Fiscal 2010:	3,072	2,978
<b>Dividend Distribution</b>		
Fiscal 1993:	\$ 517	\$ 517
Fiscal 2000:	807	781
Fiscal 2005:	1,127	1,091
Fiscal 2010:	1,464	1,420

**Status Quo**  
*(in millions)*

**Projection #2**  
*(in millions)*

**Per Capita Dividends**

1993:	\$ 922	\$ 922
2000:	1,233	1,191
2005:	1,552	1,502
2010:	1,849	1,791

**Inflation-Proofing Transfers**

Fiscal 1993:	\$ 365	\$ 365
Fiscal 2000:	1,106	1,106
Fiscal 2005:	1,260	1,221
Fiscal 2010	1,607	1,559

**Distributions to the General Fund**

Fiscal 1993:	-0-	\$150
Fiscal 2000:	-0-	-0-
Fiscal 2005:	-0-	-0-
Fiscal 2010:	-0-	-0-

Compared to the status quo, the most noticeable effects of adoption of the changes depicted in **Projection #2** would be as follows:

- \* *Fund principal* would be the same in 2000, \$819 million smaller in 2005, and \$1.041 billion smaller in 2010.
- \* *Net income* would be \$57 million smaller in 2000, \$73 million smaller in 2005, and \$94 million smaller in 2010.
- \* *The dividend distribution* would be \$26 million smaller in 2000, \$36 million smaller in 2005, and \$44 million smaller in 2010.
- \* *Per capita dividends* would be \$42.00 smaller in 2000, \$50.00 smaller in 2005, and \$58.00 in 2010. (Note: Dividends would be

the same in fiscal 1993, \$2.00 smaller in 1994, \$7.00 smaller in 1995, \$14.00 smaller in 1996 and \$22.00 smaller in 1997.)

- \* The *inflation-proofing transfer* would be the same in 2000, \$39 million smaller in 2005, and \$48 million smaller in 2010.
- \* The *distribution to the General Fund* would be \$150 million larger in 1993, and the same in 2000, 2005, and 2010. (Note: Distributions to the General Fund would be \$150 million larger in 1994, \$100 million larger in 1995 and \$100 million larger in 1996.)

**For Your Information:** These projections are based on a certain set of basic assumptions; the numbers shown on these sheets would change if different assumptions were used. The assumptions used in the preparation of each projection are listed at the bottom of each projection sheet, and explained herein.

It is the Corporation's policy to use conservative assumptions wherever possible. Thus, the Fund's long-term rate of return is projected to average 3% per year after inflation; long-term inflation is projected to average 6% per year; and the assumptions for future dedicated State oil revenues are taken from the Department of Revenue's most recent "low case" forecast. The population assumptions used in the computation of future per capita dividend payments are derived from the Middle Series of the Department of Labor's "Population Projections" dated November 1991.

**PLEASE NOTE THAT THE CORPORATION NEITHER SUPPORTS NOR OPPOSES ANY PROPOSED CHANGES TO THE CURRENT USE OF FUND EARNINGS, EXCEPT AS THEY MAY RELATE TO THE PROPER EXERCISE OF THE TRUSTEES' FIDUCIARY RESPONSIBILITIES AS REQUIRED UNDER THE PRUDENT INVESTOR RULE.**



## **KENAI PENINSULA BOROUGH**

144 N. BINKLEY • SOLDOTNA, ALASKA 99669  
PHONE (907) 262-4441

**DON GILMAN**  
MAYOR

**POSITION PAPER**  
**KENAI PENINSULA BOROUGH**  
**SB 59 & SB 60**  
**School Construction Grants**  
**2/2/93**

**Senator Steve Reiger & Members of Senate HESS Committee:**

The Kenai Peninsula Borough Assembly has not taken a position on SB 59 & SB 60. However, the Assembly has consistently been on record as supporting matching grant programs with the local match requirement of 30% or less. The following comments are from the Kenai Peninsula Borough Administration and I believe generally reflect the feelings of both the Assembly and School Board.

1. The Kenai Peninsula Borough supports the concepts embodied in SB 59 with the following exceptions:
  - A. The percentage of participation should be fixed; i.e. 15%, 30%, etc. instead of a sliding scale from 30% up to 55%. The simpler the program the easier it is to explain to voters when they are asked to approve bonds for school construction. The program which was in place for many years was a reimbursement program which was not fixed. Communities could never, with certainty, tell voters how much the school projects were going to cost. We do not object to an ability to pay schedule.
  - B. The construction grant fund and the major maintenance grant fund make imminent sense. The use of current HB 37 criteria does not. It is our feeling that the priority process, the plan review and approval process, and the design criteria from which the state will pay should all be revisited and the HB 37 evaluation process should be scrapped.

SB 59 & SB 60

2/2/93

Page 2

2. The Kenai Peninsula Borough supports SB 60 if a decision has been reached by the administration and legislature that school construction programs should be achieved with use of cash instead of bonds. It is our opinion that there is not enough money in regular general fund revenues and various other fund balances to carry out a \$600 million program over a four year period without using the undistributed income account. It further is our opinion that, if the undistributed income account is going to be used for anything, education construction is probably a preferred area for expenditure.

Mr. Chairman, if we can be of assistance to you or your staff on this important matter, please feel free to call upon us.



# MATANUSKA-SUSITNA BOROUGH

350 East Dahlia Avenue, Palmer, Alaska 99645-6488  
BOROUGH MAYOR'S OFFICE • Phone 745-9682

February 2, 1993

Senator Steve Reiger  
State Capital  
Juneau, AK 99801-1182

## SENATE BILL 60 - CAPITAL CONSTRUCTION FOR SCHOOLS

We have reviewed SB 60 and have met with Commissioner Covey and the Governor's staff regarding this bill. In concept we like the legislation, but would recommend the following changes.

1. We agree with local participation by municipalities and REAA's based on their ability to pay. However, the local share should be a fixed rate - eliminate the three year sliding scale increase of 5 percent per year.
2. Change the projects criteria to make unhoused students a much higher priority.
3. If the legislature chooses not to use the undistributed permanent fund dividend earnings and substitutes state general obligations bonds as an alternative, make sure the state floats its bonds through the Alaska Bond Bank Authority based on the states bond rating. With this scenario, municipalities would only bond for their portion and pay the state - not the other way around. This would free up municipal bond capacity for other crucial projects.
4. Change the legislation to define "a school" then set standards for school construction that the state will fund. Any costs beyond the standards set by the state must be borne by the municipality.

MATANUSKA-SUSITNA BOROUGH

  
ERNEST W. BRANNON

pc: Commissioner Jerry Covey

**SACKETT/GIBSON & ASSOCIATES**

P.O. Box 20363, Juneau, Alaska 99802, (907) 463-4423, FAX (907) 463-6773

## FACSIMILE TRANSMISSION

FAX: 465-3872

TO: SEN. DRUE PEARCE  
CO-CHAIR SENATE FINANCE COMMITTEE

4/13/93

ATTN: BILL MILES

FM: JOHN SACKETT

SUBJ: CSSB 60 (HES)

1. THIS IS THE LAST ITEM ON YOUR AGENDA FOR TOMORROW'S 8:30 AM SENATE FINANCE COMMITTEE MEETING.
2. IN CSSB 60 (HES) WHICH PASSED OUT OF SENATE HESS TODAY, CAN YOU MAKE A BREAKDOWN TO SENATE DISTRICT R, AND ALLOCATE THE \$7,500,000 IN THE FOLLOWING MANNER:

A.	YKSD/NULATU VOC ED UPGRADE	200.2
B.	YKSD/KALTAG VOC ED UPGRADE	251.5
C.	YKSD/ALLAKAKET SCH. ADDITION	1,461.6
D.	COPPER/GLENNALLEN 2ND SCH.	3,108.0
E.	COPPER/ CENTER ELEM. ADD.	1,881.4
F.	COPPER/GLENNALLEN ELEM. REMODEL	517.3

---

TOTAL: \$7,500.0

CC: SEN JALLO  
ATTN: RONA

**SACKETT/GIBSON & ASSOCIATES**

P.O. Box 20363, Juneau, Alaska 99802, (907) 463-4423, FAX (907) 463-6773

**FACSIMILE TRANSMISSION**

**FAX: 465-3872**

*4/13/93*

**TO: SEN. DRUE PEARCE  
CO-CHAIR SENATE FINANCE COMMITTEE**

**ATTN: BILL MILES**

**FM: JOHN SACKETT**

**SUBJ: CSSB 60 (HES)**

1. THIS IS THE LAST ITEM ON YOUR AGENDA FOR TOMORROW'S 8:30 AM SENATE FINANCE COMMITTEE MEETING.
2. IN CSSB 60 (HES) WHICH PASSED OUT OF SENATE HESS TODAY, CAN YOU MAKE A BREAKDOWN TO SENATE DISTRICT R, AND ALLOCATE THE \$7,500,000 IN THE FOLLOWING MANNER:

A.	YKSD/NULATO VOC ED UPGRADE	280.2
B.	YKSD/KALTAG VOC ED UPGRADE	251.5
C.	YKSD/ALLAKAKET SCH. ADDITION	1,451.6
D.	COPPER/GLENNALLEN 2ND SCH.	5,108.0
E.	COPPER/ CENTER ELEM. ADD.	1,881.4
F.	COPPER/GLENNALLEN ELEM. REMODEL	517.3

**TOTAL: \$7,500.0**

*CC: SEN JALCO  
ATTN: RONA*

SENATE AMENDMENT

4-21-93  
SF  
moved  
Adopted

BY: \_\_\_\_\_

TO: \_\_\_\_\_ CS SENATE BILL NO. 60 (FIN)

TO: \_\_\_\_\_ HOUSE BILL NO. \_\_\_\_\_

Pg 4, Line <sup>11-19</sup> ~~20-29~~

Replace the single-site allocations  
with those on the attached sheet.

Conform amend to total amount.

SENATE FINANCE  
COMMITTEE  
Amendment Number: ①  
Bill Number: CSSB 60 (FIN)  
Sponsor: \_\_\_\_\_ Date: 4/21/93  
Logged In By: Am

(TURN IN ORIGINAL AMENDMENT TO SENATE SECRETARY'S OFFICE.  
THE AMENDMENT WILL BE NUMBERED, COPIED AND DISTRIBUTED.)

PREPARED BY THE ALASKA DEPARTMENT OF EDUCATION  
 BASED ON FY93 ACTUAL STUDENT DATA  
 SINGLE SITE LEGISLATIVE SUPPLEMENTAL

Unit Value  
 \$61,000

	FY93 ADM	K-12 UNITS	Single Site Adjustment	Single Site K-12 Units	AREA DIFF.	Adjusted Single Site	Single Site Allocation
GALENA	128.45	14.56	1.12	1.75	1.30	2.28	\$139,080
HOONAH	269.00	23.93	1.08	1.91	1.08	2.06	125,660
HYDABURG	115.80	13.65	1.12	1.64	1.03	1.69	103,090
KAKE	177.00	17.80	1.12	2.14	1.03	2.20	134,200
KLAWOCK	202.00	19.47	1.12	2.34	1.03	2.41	147,010
PELICAN	46.50	7.31	1.12	0.88	1.08	0.95	57,950
SKAGWAY	153.00	16.20	1.12	1.94	1.05	2.04	124,440
TANANA	98.00	12.17	1.12	1.46	1.30	1.90	115,900
YAKUTAT	136.00	15.07	1.12	1.81	1.08	1.95	118,950
<b>TOTALS</b>	<b>1,325.75</b>	<b>140.16</b>		<b>15.87</b>		<b>17.48</b>	<b>\$1,066,280</b>

STATE OF ALASKA

WALTER J. HICKEL, GOVERNOR

GOLDBELT PLACE  
801 WEST 10TH STREET, SUITE 200  
JUNEAU, ALASKA 99801-1894

DEPARTMENT OF EDUCATION  
DIVISION OF SCHOOL FINANCE

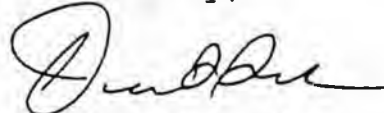
April 21, 1993

The Honorable Drue Pearce  
Finance Committee, Co-Chair.  
State Capitol, Room 508  
Juneau, AK 99801

Dear Senator Pearce:

Section 2 of the Finance Committee Substitute for Senate Bill No. 60 appropriates \$1,090,070 from the general fund to the Department of Education for payment as grants for additional district support for the fiscal year ending June 30, 1994 and is further allocated to nine single site school districts based on a projection of fiscal year 1994 enrollment. The Department does not support the use of 1994 enrollment projections. If the Legislature is inclined to fund this appropriation, the Department requests that the allocations be based on the 1993 actual enrollment. This is the methodology used to fund other single site districts included in HB 45 for Fiscal Year 1994. The attached table reflects the allocations based on FY93 actual enrollment. The revised total is \$1,066,280.00.

Sincerely,



Duane Guiley  
School Finance

cc: Senator Steve Frank, Co-Chair

## SECTIONAL ANALYSIS

### CS for Senate Bill NO. 60 (HES)

"An Act making appropriations to the school construction grant fund for school projects; and providing for an effective date."

Section 1 appropriates \$150,000,000 to the school construction grant fund and allocates payments to school districts and REAAs subject to grant conditions.

Section 2 makes the appropriations contingent upon the passage of legislation establishing a matching grant program for school construction and maintenance.

Section 3 defines "qualified projects" as those projects which have been approved by the state Board of Education under AS 14.11.005- 14.11.017 and have the highest priority ranking under AS 14.11.015 that can be completed with the amount of funds available for grants.

Section 4 indicates that the appropriations do not lapse.

Section 5 establishes July 1, 1993 as the effective date.



**Alaska Permanent Fund Corporation**

**FINANCIAL PROJECTIONS**  
(in millions)

as of December 31, 1992

GROWTH OF FUND PRINCIPAL						
FY	FY Begin Balance	Appropriations	Dedicated State Revenue*	Inflation-Proofing	FY End Balance	Inflation-Proofing Shortfall
78	0		54		54	
79	54		84		139	
80	139		344		483	
81	483	900	385		1,769	
82	1,769	800	400		2,969	
83	2,969	400	421	231	4,021	
84	4,021	300	366	151	4,838	
85	4,838	300	368	235	5,741	
86	5,741		323	216	6,281	
87	6,281	1,264 **	170	148	7,864	
88	7,864		418	303	8,585	
89	8,585		228	360	9,173	
90	9,173		267	454	9,894	
91	9,894		435	559	10,888	
92	10,888		338	477	11,703	
93	12,703		256	364	13,723	
94	12,319		241	563	13,125	
95	13,125		249	602	13,976	
96	13,976		255	640	14,872	
97	14,872		248	680	15,800	
98	15,800		235	862	16,897	
99	16,897		209	1,032	18,239	
00	18,239		189	1,108	19,534	
01	19,534		172	1,182	20,887	
02	20,887		158	1,263	22,308	
03	22,308		143	1,225	23,678	123
04	23,678		129	1,184	24,989	245
05	24,989		115	1,246	26,350	260
06	26,350		102	1,311	27,763	276
07	27,763		79	1,379	29,220	292
08	29,220		25	1,447	30,692	308
09	30,692		25	1,516	32,233	327
10	32,233		22	1,580	33,845	345
Cumulative Totals Projected						
For FY 1993 - 2010						2,852
						19,290
						2,175

USE OF FUND INCOME					
Net Income	Distributions		Reserves		FY End Balance
	Dividends	Inflation-Proofing	General Fund	Add (Delete)	
2				1	2
8				7	8
32				12	32
150	28			28	150
368	71			71	368
471	108	231	110	110	471
530	175	151		203	530
658	217	235		206	658
1,021	303	216		501	1,021
1,069	391	148		529	1,069
789	424	303		82	789
868	460	360	4	44	868
916	487	454	4	(30)	916
1,030	488	559	4	(24)	1,030
1,036	488	477	5	64	1,036
1,069	517	380	50	243	1,069
1,108	542	585		1	1,108
1,177	568	602		6	1,177
1,249	592	640		17	1,249
1,326	623	680		23	1,326
1,569	675	662		(68)	1,569
1,675	735	1,032		(92)	1,675
1,782	798	1,106		(122)	1,782
1,892	866	1,182		(156)	1,892
2,004	937	1,263		(188)	2,004
2,119	994	1,225		(100)	2,119
2,237	1,054	1,184			2,237
2,360	1,114	1,246			2,360
2,488	1,177	1,311			2,488
2,620	1,242	1,379			2,620
2,755	1,308	1,447			2,755
2,894	1,377	1,516			2,894
3,039	1,449	1,590			3,039
35,362	16,567	19,290	150		35,362

**REALIZED RATE OF RETURN ASSUMPTIONS:**

	Nominal	Inflation	Real
FY 93-94	8.33%	3.01%	5.32%
FY 94-95	8.10%	4.50%	3.60%
FY 95-2010	9.00%	6.00%	3.00%

\* Department of Revenue Fall 1992 Low-Cost Revenue Forecast.  
 \*\* Earnings reserve appropriated to Fund principal by the Legislature July 1, 1987.  
 \*\*\* Based on capital market assumptions adopted by the Board of Trustees in March

\$150 MILLION APPROPRIATED FROM EARNINGS RESERVES 7/1/93



**Alaska Permanent Fund Corporation**

**FINANCIAL PROJECTIONS**  
(in millions)

as of December 31, 1992

GROWTH OF FUND PRINCIPAL						
FY	FY Begin Balance	Appropriations	Dedicated State Revenues*	Inflation-Proofing	FY End Balance	Inflation-Proofing Shortfall
78	0		54		54	
79	54		84		139	
80	139		344		483	
81	483	900	385		1,769	
82	1,769	800	400		2,969	
83	2,969	400	21	231	4,021	
84	4,021	300	368	151	4,838	
85	4,838	300	368	235	5,741	
86	5,741		323	216	6,281	
87	6,281	1,264 **	170	148	7,864	
88	7,864		418	303	8,585	
89	8,585		228	360	9,173	
90	9,173		267	454	9,894	
91	9,894		435	558	10,828	
92	10,888		538	477	11,703	
93	11,703		55	169	12,316	
94	12,316		241	565	13,125	
95	13,125		249	602	13,976	
96	13,976		255	640	14,872	
97	14,872		248	680	15,800	
98	15,800		235	962	16,997	
99	16,997		209	1,032	18,239	
00	18,239		189	1,106	19,534	
01	19,534		172	1,182	20,887	
02	20,887		158	1,283	22,308	
03	22,308		143	1,347	23,798	
04	23,798		129	1,327	25,255	108
05	25,255		115	1,254	26,629	263
06	26,629		102	1,325	28,058	279
07	28,058		79	1,333	29,528	285
08	29,528		25	1,482	31,014	312
09	31,014		25	1,532	32,571	330
10	32,571		22	1,607	34,200	349
<b>Cumulative Totals Projected</b>						
For FY 1993-2010: 2,852 19,645 1,916						

USE OF FUND INCOME						
Net Income	Distributions			Reserves		FY
	Dividends	Inflation-Proofing	General Fund	Add (Delete)	FY End Balance	
2			1			78
8			7			79
32	12		1			80
150	28		28	59	59	81
388	71		71	185	244	82
471	108	231	110	110	354	83
530	175	151		203	557	84
658	217	235		208	763	85
1,021	303	216		501	1,264 **	86
1,069	391	148		529	529	87
789	424	303		62	591	88
868	460	360	4	44	835	89
916	487	454	4	(30)	605	90
1,030	438	559	4	(24)	581	91
1,038	488	477	5	64	645	92
1,069	517	360	3	90	835	93
1,121	543	585		12	847	94
1,190	572	602		18	864	95
1,264	598	640		27	890	96
1,341	628	680		32	923	97
1,587	683	962		(58)	865	98
1,683	743	1,032		(82)	783	99
1,802	807	1,106		(111)	672	00
1,912	875	1,182		(145)	526	01
2,026	947	1,263		(184)	342	02
2,141	1,005	1,347		(211)	131	03
2,261	1,069	1,327		(131)		04
2,388	1,128	1,259				05
2,514	1,189	1,325				06
2,648	1,255	1,393				07
2,784	1,322	1,462				08
2,924	1,392	1,532				09
3,071	1,464	1,607				10
<b>Cumulative Totals Projected</b>						
For FY 1993-2010: 35,733 16,730 19,645						

**REALIZED RATE OF RETURN ASSUMPTIONS:**

	Nominal	Inflation	Real
FY 93-97	8.33%	3.01%	5.32%
FY 98-99	8.10%	4.50%	3.60%
FY 00-2010	9.00%	6.00%	3.00%

\* Department of Revenue Fall 1992 Low-Case Revenue Forecast.

\*\* Earnings reserve appropriated to Fund principal by the Legislature July 1, 1987.

\*\*\* Based on capital market assumptions adopted by the Board of Trustees in March

STATUS QUO



## Alaska Permanent Fund Corporation

### FINANCIAL PROJECTIONS (in millions)

as of November 30, 1992

GROWTH OF FUND PRINCIPAL						
FY	FY Begin Balance	Appropriations	Dedicated State Revenues*	Inflation-Proofing	FY End Balance	Inflation-Proofing Shortfall
78	0		54		54	
79	54		84		139	
80	139		344		483	
81	483	900	385		1,769	
82	1,769	800	400		2,969	
83	2,969	400	421	231	4,021	
84	4,021	300	366	151	4,838	
85	4,838	300	368	235	5,741	
86	5,741		323	216	6,281	
87	6,281	1,264 **	170	148	7,864	
88	7,864		418	303	8,585	
89	8,585		228	360	9,173	
90	9,173		267	454	9,894	
91	9,894		435	559	10,888	
92	10,888		338	477	11,703	
93	11,703		256	365	12,324	
94	12,324		241	565	13,130	
95	13,130		249	602	13,981	
96	13,981		255	641	14,877	
97	14,877		248	681	15,805	
98	15,805		235	963	17,003	
99	17,003		209	1,033	18,245	
00	18,245		189	1,106	19,540	
01	19,540		172	1,183	20,895	
02	20,895		158	1,263	22,316	
03	22,316		143	1,348	23,806	
04	23,806		129	1,328	25,263	108
05	25,263		115	1,260	26,638	263
06	26,638		102	1,325	28,065	279
07	28,065		79	1,393	29,538	295
08	29,538		25	1,462	31,024	312
09	31,024		25	1,533	32,582	330
10	32,582		22	1,607	34,211	349
<b>Cumulative Totals Projected</b>						
For FY 1993 - 2010:			2,852	19,656	1,936	

USE OF FUND INCOME						
Net Income	Distributions			Reserves		FY
	Dividends	Inflation-Proofing	General Fund	Add (Delete)	FY End Balance	
2			1			78
8			7			79
32	12		12			80
150	28		28	59	59	81
368	71		71	185	244	82
471	108	231	110	110	354	83
530	175	151		203	557	84
658	217	235		206	763	85
1,021	303	216		501	1,264 **	86
1,069	391	148		529	529	87
789	424	303		62	591	88
868	460	360	4	44	635	89
916	487	454	4	(30)	605	90
1,030	489	559	4	(24)	581	91
1,036	488	477	5	64	645	92
1,073	517	365		191	836	93
1,121	544	565		12	849	94
1,191	572	602		16	865	95
1,264	597	641		27	891	96
1,342	629	681		32	923	97
1,588	683	963		(58)	865	98
1,694	743	1,033		(82)	783	99
1,802	807	1,106		(111)	672	00
1,913	876	1,183		(145)	527	01
2,026	947	1,263		(184)	342	02
2,142	1,006	1,348		(211)	131	03
2,262	1,065	1,328		(131)		04
2,386	1,127	1,260				05
2,515	1,190	1,325				06
2,649	1,255	1,393				07
2,785	1,323	1,462				08
2,925	1,392	1,533				09
3,072	1,464	1,607				10
35,748	16,737	19,656				

#### REALIZED RATE OF RETURN ASSUMPTIONS:

	Nominal	Inflation	Real
FY 93:	8.36%	3.05%	5.31%
FY 94 - 97: ***	8.10%	4.50%	3.60%
FY 98 - 2010:	9.00%	6.00%	3.00%

\* Department of Revenue Fall 1992 Low-Case Revenue Forecast

\*\* Earnings reserve appropriated to Fund principal by the Legislature July 1, 1987.

\*\*\* Based on capital market assumptions adopted by the Board of Trustees in March.

STATUS QUO



## Alaska Permanent Fund Corporation

### FINANCIAL PROJECTIONS (in millions)

as of November 30, 1992

GROWTH OF FUND PRINCIPAL						
FY	FY Begin Balance	Appropriations	Dedicated State Revenues*	Inflation-Proofing	FY End Balance	Inflation-Proofing Shortfall
78	0		54		54	
79	54		84		139	
80	139		344		483	
81	483	900	385		1,769	
82	1,769	800	400		2,969	
83	2,969	400	421	231	4,021	
84	4,021	300	366	151	4,838	
85	4,838	300	368	235	5,741	
86	5,741		323	216	6,281	
87	6,281	1,264 **	170	148	7,864	
88	7,864		418	303	8,585	
89	8,585		228	360	9,173	
90	9,173		267	454	9,894	
91	9,894		435	559	10,888	
92	10,888		338	477	11,703	
93	11,703		256	385	12,324	
94	12,324		241	585	13,130	
95	13,130		249	602	13,981	
96	13,981		255	641	14,877	
97	14,877		248	681	15,805	
98	15,805		235	963	17,003	
99	17,003		209	1,033	18,245	
00	18,245		189	1,106	19,540	
01	19,540		172	1,034	20,745	149
02	20,745		158	1,045	21,949	209
03	21,949		143	1,102	23,193	224
04	23,193		129	1,160	24,482	239
05	24,482		115	1,221	25,819	255
06	25,819		102	1,285	27,206	270
07	27,206		79	1,351	28,636	286
08	28,636		25	1,418	30,078	302
09	30,078		25	1,486	31,589	320
10	31,589		22	1,559	33,170	338
<b>Cumulative Totals Projected</b>						
For FY 1993 - 2010:			2,852	18,615		2,592

USE OF FUND INCOME					
Net Income	Distributions			Reserves	
	Dividends	Inflation-Proofing	General Fund	Add (Delete)	FY End Balance
2			1		
8			7		
32	12		12		
150	28		28	59	59
368	71		71	185	244
471	108	231	110	110	354
530	175	151		203	557
658	217	235		208	763
1,021	303	216		501	1,264 **
1,069	391	148		529	529
789	424	303		62	591
868	460	360	4	44	635
915	487	454	4	(30)	605
1,030	489	559	4	(24)	581
1,038	488	477	5	64	645
1,073	517	365	150	41	686
1,109	542	585	150	(149)	537
1,164	568	602	100	(156)	381
1,223	589	641	100	(6)	375
1,298	616	681		1	377
1,538	665	963		(91)	286
1,639	720	1,033		(114)	172
1,745	781	1,106		(143)	29
1,852	847	1,034		(29)	
1,963	917	1,045			
2,075	974	1,102			
2,192	1,032	1,160			
2,313	1,091	1,221			
2,438	1,153	1,285			
2,568	1,217	1,351			
2,700	1,282	1,418			
2,836	1,350	1,486			
2,978	1,420	1,559			
34,701	16,280	18,615	500		

#### REALIZED RATE OF RETURN ASSUMPTIONS:

	Nominal	Inflation	Real
FY 93:	8.36%	3.05%	5.31%
FY 94 - 97: ***	8.10%	4.50%	3.60%
FY 98 - 2010:	9.00%	6.00%	3.00%

\* Department of Revenue Fall 1992 Low-Case Revenue Forecast

\*\* Earnings reserve appropriated to Fund principal by the Legislature July 1, 1992

\*\*\* Based on capital market assumptions adopted by the Board of Trustees in March 1992

\$150 MILLION APPROPRIATED FROM THE EARNINGS RESERVE ACCOUNT TO GENERAL FUND IN FISCAL 93-94; \$100 MILLION IN FISCAL 95-96.

WALTER J. HICKEL  
GOVERNOR



68

STATE OF ALASKA  
OFFICE OF THE GOVERNOR  
JUNEAU

January 22, 1993

The Honorable Rick Halford  
President of the Senate  
Alaska State Legislature  
State Capitol  
Juneau, AK 99801-1182

Dear President Halford:

Under the authority of art. III, sec. 18, of the Alaska Constitution, I am transmitting a bill making \$150,000,000 in capital appropriations for construction and major maintenance of Alaska's public schools.

Section 1 of the bill appropriates \$107,688,000 to the school construction grant fund to finance life, health, and safety construction projects in our public schools which are necessary to avert imminent dangers. These appropriations will fulfill the existing backlog of this category of needs, plus fund several other essential capital projects to help meet projected student enrollment increases in the near future.

Section 2 of the bill appropriates \$42,312,000 to a major maintenance grant fund to finance costs of certain repairs to many of our public schools. These appropriations are cost-effective because making repairs now can often avoid major rebuilding or construction costs later. Also, some of the projects may make the schools more energy efficient, which will likely have long-term energy savings for the state.

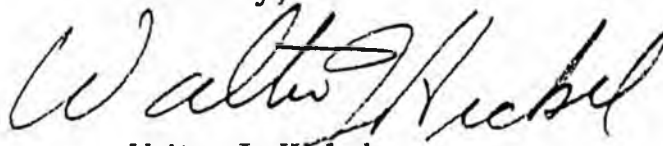
The appropriation amounts in both secs. 1 and 2 of the bill assume that the local community will financially participate in each project in order to fully fund it. Requiring a local community participating share should allow limited state dollars to go farther in financing capital needs in our public schools. Such a requirement also may increase local community interest in the size, design, and cost of the overall project and in prioritizing the project against other community needs for state funding.

The need for additional capital money has been supported by the state Board of Education. I urge support, as well, for these important projects.

The Honorable Rick Halford  
January 22, 1993  
Page 2

Finally, while some may question the use of the earnings reserve account in the permanent fund for these projects, I can see no higher use for this money than to improve our public schools in order to provide quality educational facilities for our children. Alaska's children deserve the finest to help them learn to their greatest capacities.

Sincerely,

A handwritten signature in cursive script, reading "Walter J. Hickel". The signature is written in dark ink and is positioned above the printed name and title.

Walter J. Hickel  
Governor

# SENATE COMMITTEE REPORT

DATE: 4/13/93

FURTHER: FINANCE

DATE TURNED INTO OFFICE: \_\_\_\_\_

JUDICIARY Committee considered SENATE BILL NO. 60

"An Act making appropriations for construction and major maintenance of schools; and providing for an effective date."

*H-13-90*

and recommends:

- replace with \_\_\_\_\_ CS \_\_\_\_\_ (\_\_\_\_\_)
- or  adopt previous \_\_\_\_\_ CS \_\_\_\_\_ (\_\_\_\_\_)
- attaches amendment(s)

- same title
- new title
- technical title change (HB only)

adopts \_\_\_\_\_ Letter of Intent

further referral to the \_\_\_\_\_

do pass

do not pass

no recommendation

individual recommendations

### NEW FISCAL NOTES

Department	Date	Zero	Fiscal

### PREVIOUS FISCAL NOTES

Department	Date	Zero	Fiscal

Appropriation No Fiscal Note

**DO PASS:**

\_\_\_\_\_

\_\_\_\_\_

\_\_\_\_\_

\_\_\_\_\_

\_\_\_\_\_

\_\_\_\_\_

**OTHER RECOMMENDATIONS:**

\_\_\_\_\_

\_\_\_\_\_

\_\_\_\_\_

\_\_\_\_\_

\_\_\_\_\_

\_\_\_\_\_

Chair: Signature and Recommendation

**SENATE COMMITTEE REPORT**  
FIRST COMMITTEE OF REFERRAL

*W. Kelly*  
Judiciary  
FINANCE

DATE: 1/22/93

FURTHER: FINANCE

Date of 5-Day Notice: 1/28/93  
(in accordance with Uniform Rule 23)

DATE TURNED INTO OFFICE: 4-13-93

HES Committee considered SB 60

"An Act making appropriations for construction and major maintenance of schools; and providing for an effective date."

and a majority of the committee recommends it be replaced with

and recommends:

replace with \_\_\_\_\_ CS SB 60 HES

- same title
- new title
- technical title change (HB only)

attaches amendment(s) and do pass

adopts \_\_\_\_\_ Letter of Intent

further referral to the \_\_\_\_\_

do pass

do not pass

no recommendation

individual recommendations

*2 p/m*

**FISCAL NOTE INFORMATION**

\*  
\*

Department	Date	Zero	Fiscal
<u>DOT/F</u>	<u>1/20</u>	<input checked="" type="checkbox"/>	<u>applies to CS</u>
<u>REV</u>	<u>1/22</u>	<input checked="" type="checkbox"/>	<u>applies to CS</u>

Department	Date	Zero	Fiscal

Appropriation No Fiscal Note

Governor's Bill with Previous Fiscal Notes (enter information above)

DO PASS:

OTHER RECOMMENDATIONS:

Mike Miller  
Kevin A. Sullivan Q. E. Sals (No Rec)  
Bob Thompson Q. J. Duncan (No Rec)  
~~\_\_\_\_\_~~

Steve Rain Do Pass  
Chair: Signature and Recommendation