

SB

62

FIRST COMMITTEE OF REFERRAL

Frank

DATE: 1/22/93

FURTHER: HES
FINANCE

Date of 5-Day Notice: 2/11/93
(in accordance with Uniform Rule 23)

DATE TURNED
INTO OFFICE: 4-5-94

CRA Committee considered SB 62

"An Act relating to the public school foundation program; and providing for an effective date."

and recommends:

replace with _____ CS SB 62 (CRA)

attaches amendment(s)

same title
 new title
 technical
title change
(HB only)

adopts _____ Letter of Intent

further referral to the _____

do pass

do not pass

no recommendation

individual recommendations

FISCAL NOTE INFORMATION

CS	Department	Date	Zero	Fiscal
	DOE	4/4/94		\$10,038.8

Department	Date	Zero	Fiscal

Appropriation No Fiscal Note

Governor's Bill with Previous Fiscal Notes (enter information above)

DO PASS:

OTHER RECOMMENDATIONS:

Chris L. Taylor NO Rec
Loren D. Hulen Amend

Paul E. Hill Do Pass

Chair: Signature and Recommendation

Public School Foundation Program

Senate Bill No. 62

- The Alaska School Price Index (ASPI) replaces the Area Cost Differential as the factor which reflects the cost of educating students in the different locations throughout the state.
- Funding for Centralized Correspondence Study is based on the elementary and secondary foundation formula.
- Funding for Vocational Education is based on the secondary student enrollment multiplied by a weighting factor (.006) to be specified in regulations.
- Funding for Gifted Education is based on 4.5% of the total student enrollment multiplied by a weighting factor (.012) specified in regulations.
- The local contribution requirement remains unchanged; an equivalent of a 4 mill tax levy or 35% of the district's basic need for the preceding fiscal year.
- The statutes relating to a funding community remain unchanged.
- The divisor for the elementary student formula remains unchanged.
- Whether or not a district was a single funding community was considered in developing the Alaska School Price Index.
- The date for the districts to report to the department the succeeding year's enrollment is changed from Oct. 15 to Nov. 20.
- A holdharmless provision allows a school district for the next three years to receive not less than what it received in FY 93. The existing holdharmless provision is repealed.
- A district may request to use the preceding year's ADM for *good cause*, which includes reduction in student enrollment.
- The requirement for the department to review each district's plan of service for gifted students is repealed.

CS for Senate Bill No. 62 (CRA)

- The Area Cost Differential remains as the factor which reflects the cost of educating students in the different locations throughout the state.
- Funding for Centralized Correspondence Study remains unchanged; based only on the elementary foundation formula.
- Funding for Vocational Education remains unchanged; based on approximately .004 instructional unit for each child who receives vocational education.
- Funding for Gifted Education remains unchanged; based on .025 instructional unit for each child who receives gifted services.
- The local contribution requirement is changed from 35% of basic need to 50%. (The other measure of local contribution, ie. an equivalent of a 4 mill tax levy, remains unchanged.)
- A funding community must have at least 25 students in average daily membership.
- The divisor for the elementary student formula is changed from 17 to 16.
- A single-site school district with an ADM of 900 or less shall receive between 6 - 12 percent additional K-12 units.
- The date for the districts to report to the department the succeeding year's enrollment is changed from Oct. 15 to Nov. 20.
- This holdharmless provision is not included. The existing holdharmless provision is repealed.
- A district may request to use the preceding year's ADM for *good cause*, which includes reduction in student enrollment.
- The requirement for the department to review each district's plan of service for gifted students is not repealed.

8-GS1048R ✓
Ford
3/31/94

CS FOR SENATE BILL NO. 62(CRA)

IN THE LEGISLATURE OF THE STATE OF ALASKA

EIGHTEENTH LEGISLATURE - SECOND SESSION

BY THE SENATE COMMUNITY AND REGIONAL AFFAIRS COMMITTEE

Offered:
Referred:

Sponsor(s): **SENATE RULES COMMITTEE BY REQUEST OF THE GOVERNOR**

A BILL

FOR AN ACT ENTITLED

1 "An Act relating to the public school foundation program; and providing for an
2 effective date."

3 **BE IT ENACTED BY THE LEGISLATURE OF THE STATE OF ALASKA:**

4 * **Section 1.** AS 14.17.021(b) is amended to read:

5 (b) The basic need of a school district is determined by multiplying the school
6 price index for [AREA COST DIFFERENTIAL OF] the district under AS 14.17.049
7 [AS 14.17.051] by the number of instructional units in the district under AS 14.17.031
8 and then multiplying that product by the instructional unit value in AS 14.17.056.

9 * **Sec. 2.** AS 14.17.024(a) is amended to read:

10 (a) Money for the instructional services provided in a fiscal year by the state
11 boarding school established under AS 14.16.010 includes an allocation from the public
12 school foundation account in an amount calculated by

13 (1) multiplying the instructional unit value in AS 14.17.056 by the total
14 number of instructional units under AS 14.17.031 for that fiscal year, as determined

1 by treating the school as if it were a school district consisting of a single funding
2 community;

3 (2) multiplying the product determined under (1) of this subsection by
4 the school price index [AREA COST DIFFERENTIAL] that is applicable to
5 calculation of the entitlement for the adjacent school district under AS 14.17.049
6 [AS 14.17.051]; and

7 (3) adding 10 percent of the eligible federal impact aid received for that
8 fiscal year on behalf of the school plus any federal impact aid received on behalf of
9 the school which the state, under P.L. 81-874 (20 U.S.C. 236 - 244), as amended, and
10 regulations adopted under it, could not consider as local resources if the school were
11 considered a school district.

12 * Sec. 3. AS 14.17.025(a) is amended to read:

13 (a) Local contributions to a city or borough school district shall include at least
14 the lesser of

15 (1) the equivalent of a four mill tax levy on the full and true value of
16 the taxable real and personal property in the district as of January 1 of the second
17 preceding fiscal year, as determined by the Department of Community and Regional
18 Affairs under AS 14.17.140 and AS 29.45.110; or

19 (2) 50 [35] percent of the district's basic need for the preceding fiscal
20 year, as determined under AS 14.17.021(b).

21 * Sec. 4. AS 14.17.031(a) is amended to read:

22 (a) The department shall adopt regulations defining funding communities
23 within each district that reflect geographic and attendance area factors, and that
24 include at least 16 students in average daily membership. For the purpose of
25 determining instructional units, students are counted in the district and the funding
26 community from which they receive educational services. The total number of
27 instructional units in a school district is the sum of the following units for each
28 funding community within the district, as determined by the department:

29 (1) the number of units for elementary and secondary students
30 determined under AS 14.17.041(a) or (b);

31 (2) the number of units for vocational education determined under

1 AS 14.17.043;

2 (3) the number of units for special education determined under
3 AS 14.17.045; and

4 (4) the number of units for bilingual education determined under
5 AS 14.17.047.

6 * Sec. 5. AS 14.17.031(b) is amended to read:

7 (b) If the total elementary and secondary instructional units that a school
8 district is eligible to receive under (a) of this section decrease by five [10] percent or
9 more from one fiscal year to the next, the school district may use the last fiscal year
10 before the reduction as a base fiscal year and offset its reduction according to the
11 following schedule: (1) for the first fiscal year after the base fiscal year, the school
12 district is eligible to receive the total elementary and secondary instructional units
13 determined under (a)(1) of this section plus 75 percent of the difference in total
14 elementary and secondary instructional units between the base fiscal year and the first
15 fiscal year after the base fiscal year; (2) for the second fiscal year after the base fiscal
16 year, the school district is eligible to receive the total elementary and secondary
17 instructional units determined under (a)(1) of this section plus 50 percent of the
18 difference in total elementary and secondary instructional units between the base fiscal
19 year and the second fiscal year after the base fiscal year; (3) for the third fiscal year
20 after the base fiscal year, the school district is eligible to receive the total elementary
21 and secondary instructional units determined under (a)(1) of this section plus 25
22 percent of the difference in total elementary and secondary instructional units between
23 the base fiscal year and the third fiscal year after the base fiscal year. The schedule
24 established in this subsection is available to a school district for the three fiscal years
25 following the base fiscal year only if the total elementary and secondary instructional
26 units received by the school district under (a)(1) of this section for each fiscal year are
27 less than the total elementary and secondary instructional units received by the school
28 district in the base fiscal year. This subsection does not apply to a decrease in total
29 elementary and secondary instructional units resulting from a loss of enrollment that
30 occurs as a result of a boundary change under AS 29.

31 * Sec. 6. AS 14.17.041(b) is amended to read:

1
2
3
4
5
6
7
8
9
10
11
12
13
14
15
16
17
18
19
20
21
22
23
24
25
26
27
28
29
30
31

(b) For funding communities that are not included under (a) of this section,

(1) instructional units for elementary students are determined by the formula: units = 15 + ((ADM-200)/16) [15 + ((ADM-200)/17)], where ADM is the number of students in average daily membership in grades kindergarten through 6;

(2) instructional units for secondary students are determined by the formula: units = 18 + ((ADM-200)/13), where ADM is the number of students in average daily membership in grades 7 through 12.

* Sec. 7. AS 14.17.041 is amended by adding a new subsection to read:

(e) A district with an ADM of 900 or less that consists of one funding community shall increase the elementary and secondary instructional units received under (a) or (b) of this section by multiplying the instructional units by a percentage determined under the following table:

District ADM	Percentage
1 - 250	1.12
251 - 525	1.08
526 - 900	1.06.

* Sec. 8. AS 14.17 is amended by adding a new section to read:

Sec. 14.17.049. SCHOOL PRICE INDEX. (a) The department shall determine the school price index for a district based on an average of costs for educational goods and services utilized by the school districts receiving aid under this chapter. The department, by regulation, shall assign weights for the following categories of costs:

- (1) salaries and benefits of certificated employees;
- (2) salaries and benefits of noncertificated employees;
- (3) other expenses for nonpersonnel educational goods and services;
- (4) other factors intended to take into account the extent to which an

educational program reflects the additional cost of providing free public education in particular types of school districts, including a district that is geographically isolated or to a particular type of student, including a student with a disability.

(b) The department shall adjust the school price index for a district or districts in fiscal year 1999 and every third fiscal year thereafter, based on a national

1 elementary and secondary school price index as designated in regulations adopted by
2 the department. The department shall notify school districts annually of the school
3 price index for each district.

4 (c) The department may require school districts to submit uniform cost reports
5 as designated in regulations adopted by the department.

6 (d) The department shall assign a school price index to a new district based
7 on the school price index for districts that the department determines have similar
8 characteristics, including remoteness, population density, and geographic location.

9 * Sec. 9. AS 14.17.080 is amended to read:

10 Sec. 14.17.080. STUDENT COUNT ESTIMATES. Each district shall prepare
11 and submit to the department, by November 20 [OCTOBER 15] of each fiscal year,
12 in the manner and on forms prescribed by the department, an estimate of its average
13 daily membership and other student count data for the succeeding fiscal year, upon
14 which computations can be made of the amount of estimated state foundation aid for
15 which the district will be eligible under AS 14.17.021 in that fiscal year. In making
16 this estimate for the succeeding fiscal year, the district shall consider its average daily
17 membership in the current fiscal year, other student count data, the pattern of growth
18 or decline in preceding years, and other pertinent information available to the district.
19 The preliminary reports required by this section are the basis for estimating the need
20 for state foundation aid for the next fiscal year.

21 * Sec. 10. AS 14.17.160(b) is amended to read:

22 (b) Upon written request and for good cause shown, the commissioner may
23 permit a district to use a 20-school-day counting period from the same school year
24 other than the periods set out in (a) of this section. However, the counting period must
25 be 20 consecutive school days.

26 * Sec. 11. AS 14.17.160 is amended by adding new subsections to read:

27 (c) Upon written request, and for good cause shown, the commissioner may
28 permit a district to use, for purposes of reporting its average daily membership, the
29 October or February counting period report described in (a) of this section, or the
30 report for another period authorized under (b) of this section, from the immediately
31 preceding school year. The report must accompany a request under this subsection,

1 and is in addition to the October report for the current school year required by (a) of
2 this section.

3 (d) For purposes of this section, "good cause" includes reduction in student
4 enrollment.

5 * Sec. 12. AS 14.17.051 is repealed.

6 * Sec. 13. TRANSITION: REGULATIONS. The Department of Education may
7 immediately proceed to adopt regulations necessary to implement this Act. The regulations
8 take effect under the Administrative Procedure Act, but not before July 1, 1994.

9 * Sec. 14. Sections 1, 2, and 12 of this Act take effect July 1, 1995.

10 * Sec. 15. Section 13 of this Act takes effect immediately under AS 01.10.070(c).

11 * Sec. 16. Sections 3 - 11 of this Act take effect July 1, 1994.



Alaska State Legislature

SENATE COMMUNITY AND REGIONAL AFFAIRS COMMITTEE

Senator Randy Phillips, Chair
Senator Robin Taylor, Vice Chair
Senator Loren Lemay
Senator Al Adams
Senator Fred Zharoff

SESSION:
State Capitol
Juneau, Ak 99801-1182
(907) 465-4989

INTERIM:
P. O. Box 142
Eagle River, Ak 99577
(907) 694-4949

Sectional Analysis

CS SB 62 (CRA)

8-GS1048\0
3/28/94

Section 1:

Increases the required local match from the lesser of 4 mills or 35% to the lesser of 4 mills or 50%.

Section 2.

Defines requires the Department of Education to define funding communities to include no less than 16 students in average daily membership (ADM).

Section 3.

Changes from seventeen (17) to sixteen (16), the divisor in the elementary school formula for schools with more than 525 ADM.

Section 4.

Provides additional funding for single site schools with an ADM of 900 or less.

Section 5.

Postpones the districts submittal of the student count estimate from October 15 to November 20th. It is the expectation that districts will then be able to use current data to make estimations for the succeeding fiscal year.

Section 6.

Allows the commissioner, upon written request, to permit a district to use a 20 day counting period from the same year.

Section 7.

Adds a new subsection to allow the commissioner, upon written request, for good cause to allow some flexibility in the district student counting period.

Section 8.

Allows for the Department to adopt regulations to implement the act.

Section 9.

Immediate effective date for section 9.

Section 10.

Effective date of July 1, 1994 for the remainder of the act.

#1
1 year
2nd
falls

AMENDMENT

OFFERED IN SENATE CRA

BY SENATOR TAYLOR

TO: CSSB 62(CRA)

Page 1, lines 5-6

Delete all material after "shall"
Insert "be"

Page 1, line 7

Delete "(1)"

Page 1, line 10

Delete "or"
Insert "."

Page 1, lines 11-12

Delete all material.

allowable
units

Sec 8 AS 14.17.031(b)

#2 3 years
0 days

add
new
section
Change from 10% to 5%

#1

Amendment to proposed CS for SB 62

BY Adams

0 version

Delete existing section 1, replace with

Section 1: AS 14.17.025 (b) (2) is amended to read:

24 [23] percent of the district's basic need for the fiscal year under AS 14.17.021(b), as adjusted AS 14.17.225(b).

faded

#2

Amendment to proposed CS for SB 62--O version

BY Adams

On page 2, line 2:

Delete 16, add 8

*2/25/95
will be removed
to 8*

*already
has notices
for 10/10/94
done*

Amendment to proposed CS for SB 62
O version

BY Adams

Delete section 3, renumber following sections.

#3

filed
0-3

8-GS1048VO

Ford

3/28/94

CS FOR SENATE BILL NO. 62(CRA)

IN THE LEGISLATURE OF THE STATE OF ALASKA

EIGHTEENTH LEGISLATURE - SECOND SESSION

BY THE SENATE COMMUNITY AND REGIONAL AFFAIRS COMMITTEE

Offered:
Referred:

Sponsor(s): SENATE RULES COMMITTEE BY REQUEST OF THE GOVERNOR

A BILL

FOR AN ACT ENTITLED

1 "An Act relating to the public school foundation program; and providing for an
2 effective date."

3 BE IT ENACTED BY THE LEGISLATURE OF THE STATE OF ALASKA:

4 * Section 1. AS 14.17.025(a) is amended to read:

5 (a) Local contributions to a city or borough school district shall include at least
6 the lesser of

7 (1) the equivalent of a four mill tax levy on the full and true value of
8 the taxable real and personal property in the district as of January 1 of the second
9 preceding fiscal year, as determined by the Department of Community and Regional
10 Affairs under AS 14.17.140 and AS 29.45.110; or

11 (2) 50 [35] percent of the district's basic need for the preceding fiscal
12 year, as determined under AS 14.17.021(b).

13 * Sec. 2. AS 14.17.031(a) is amended to read:

14 (a) The department shall adopt regulations defining funding communities

Handwritten note: ... and the Taylor found

1
2
3
4
5
6
7
8
9
10
11
12
13
14
15
16
17
18
19
20
21
22
23
24
25
26
27
28
29
30
31

within each district that reflect geographic and attendance area factors, and that include at least 16 students in average daily membership. For the purpose of determining instructional units, students are counted in the district and the funding community from which they receive educational services. The total number of instructional units in a school district is the sum of the following units for each funding community within the district, as determined by the department:

- (1) the number of units for elementary and secondary students determined under AS 14.17.041(a) or (b);
- (2) the number of units for vocational education determined under AS 14.17.043;
- (3) the number of units for special education determined under AS 14.17.045; and
- (4) the number of units for bilingual education determined under AS 14.17.047.

* Sec. 3. AS 14.17.041(b) is amended to read:

(b) For funding communities that are not included under (a) of this section,

- (1) instructional units for elementary students are determined by the formula: units = 15 + ((ADM-200)/16) [15 + ((ADM-200)/17)], where ADM is the number of students in average daily membership in grades kindergarten through 6;
- (2) instructional units for secondary students are determined by the formula: units = 18 + ((ADM-200)/13), where ADM is the number of students in average daily membership in grades 7 through 12.

* Sec. 4. AS 14.17.041 is amended by adding a new subsection to read:

(e) A district with an ADM of 900 or less that consists of one funding community shall increase the elementary and secondary instructional units received under (a) or (b) of this section by multiplying the instructional units by a percentage determined under the following table:

District ADM	Percentage
1 - 250	1.12
251 - 525	1.08
526 - 900	1.06.

1 * Sec. 5. AS 14.17.080 is amended to read:

2 Sec. 14.17.080. STUDENT COUNT ESTIMATES. Each district shall prepare
3 and submit to the department, by November 20 [OCTOBER 15] of each fiscal year,
4 in the manner and on forms prescribed by the department, an estimate of its average
5 daily membership and other student count data for the succeeding fiscal year, upon
6 which computations can be made of the amount of estimated state foundation aid for
7 which the district will be eligible under AS 14.17.021 in that fiscal year. In making
8 this estimate for the succeeding fiscal year, the district shall consider its average daily
9 membership in the current fiscal year, other student count data, the pattern of growth
10 or decline in preceding years, and other pertinent information available to the district.
11 The preliminary reports required by this section are the basis for estimating the need
12 for state foundation aid for the next fiscal year.

13 * Sec. 6. AS 14.17.160(b) is amended to read:

14 (b) Upon written request and for good cause shown, the commissioner may
15 permit a district to use a 20-school-day counting period from the same school year
16 other than the periods set out in (a) of this section. However, the counting period must
17 be 20 consecutive school days.

18 * Sec. 7. AS 14.17.160 is amended by adding new subsections to read:

19 (c) Upon written request, and for good cause shown, the commissioner may
20 permit a district to use, for purposes of reporting its average daily membership, the
21 October or February counting period report described in (a) of this section, or the
22 report for another period authorized under (b) of this section, from the immediately
23 preceding school year. The report must accompany a request under this subsection,
24 and is in addition to the October report for the current school year required by (a) of
25 this section.

26 (d) For purposes of this section, "good cause" includes reduction in student
27 enrollment.

28 * Sec. 8. TRANSITION: REGULATIONS. Notwithstanding sec. 10 of this Act, the
29 Department of Education may immediately proceed to adopt regulations necessary to
30 implement this Act. The regulations take effect under the Administrative Procedure Act, but
31 not before July 1, 1994.

Handwritten notes:
at year
of 10870
cases of
at 31000
and 10870
as 1 year

- 1 * Sec. 9. Section 8 of this Act takes effect immediately under AS 01.10.070(c).
- 2 * Sec. 10. Sections 1 - 7 of this Act take effect July 1, 1994.

repeal H. 17.051

FOUNDATION PROGRAM

Estimated Hold Harmless if AS 14.17.031(b) remains in effect.

3/29/94 FILE: CHNG9495.XLS

FY94 K-12 units	CSSB62 Section 2 & 3 K-12 Unit Adj.	REVISED FY94 K-12 units	Percentage Change	units Change	Hold Harmless At 75%	HH At 50%	HH At 25%	
ADAK	47.1	0.98	48.08	2.08%		0	0	0
ALASKA GATEWAY	63.99	-5.27	58.72	-8.24%		0	0	0
ALEUTIAN REGION	5.44	0.28	5.72	5.15%		0	0	0
ALEUTIANS EAST	45.73	-6.25	39.48	-13.67%	6.25	340,447	227,207	113,240
ANCHORAGE	3049.52	96.75	3146.27	3.17%		0	0	0
ANNETTE ISLANDS	33.13	0	33.13	0.00%		0	0	0
BERING STRAIT	183.07	0	183.07	0.00%		0	0	0
BRISTOL BAY	26.24	-2	24.24	-7.62%		0	0	0
CHATHAM	43.79	-5.2	38.59	-11.87%	5.2	330,681	220,454	110,227
CHUGACH	22.36	-5.23	17.13	-23.39%	5.23	303,682	202,971	101,486
COPPER RIVER	66.24	-6.9	59.34	-10.42%	6.9	325,459	216,764	108,696
CORDOVA	39.56	0	39.56	0.00%		0	0	0
CRAIG	30.47	0	30.47	0.00%		0	0	0
DELTA/GREELY	73.87	-0.15	73.72	-0.20%		0	0	0
DENALI	40.02	0	40.02	0.00%		0	0	0
DILLINGHAM	38.37	0	38.37	0.00%		0	0	0
FAIRBANKS	1053.26	30.19	1083.45	2.87%		0	0	0
GALENA	14.87	0	14.87	0.00%		0	0	0
HAINES	35.27	-2.61	32.66	-7.40%		0	0	0
HOONAH	23.8	0	23.8	0.00%		0	0	0
HYDABURG	13.1	0	13.1	0.00%		0	0	0
IDITAROD	57.99	-9.73	48.26	-16.78%	9.73	480,924	320,836	160,088
JUNEAU	367.35	10.94	378.29	2.98%		0	0	0
KAKE	17.68	0	17.68	0.00%		0	0	0
KASHUNAMIUT	19.84	0	19.84	0.00%		0	0	0
KENAI	783.49	5.53	789.02	0.71%		0	0	0
KETCHIKAN	190.74	3.49	194.23	1.83%		0	0	0
KLAWOCK	20	0	20	0.00%		0	0	0
KODIAK	220.06	-2.76	217.3	-1.25%		0	0	0
KUSPUK	60.23	-3.73	56.5	-6.19%		0	0	0
LAKE AND PENN.	81.82	-19.45	62.37	-23.77%	19.45	970,089	646,948	323,141
LOWER KUSKOKWIM	311.45	-1.64	309.81	-0.53%		0	0	0
LOWER YUKON	166.41	0	166.41	0.00%		0	0	0
MATSU	841.18	9.42	850.6	1.12%		0	0	0
NENANA	18.33	0	18.33	0.00%		0	0	0
NOME	53.09	0.85	53.94	1.60%		0	0	0
NORTH SLOPE	147.97	1.34	149.31	0.91%		0	0	0
NORTHWEST ARCTIC	178.17	-2.05	176.12	-1.15%		0	0	0
PELICAN	7.13	0	7.13	0.00%		0	0	0
PETERSBURG	53.08	0.81	53.89	1.53%		0	0	0
PRIIBILOF	20.7	0	20.7	0.00%		0	0	0
SITKA	135.71	-0.47	135.24	-0.35%		0	0	0
SKAGWAY	15.53	0	15.53	0.00%		0	0	0
SOUTHEAST	72.41	-31.3	41.11	-43.23%	31.3	1,432,280	954,650	477,630
SOUTHWEST	70.09	-4	66.09	-5.71%		0	0	0
ST MARY'S	11.51	0	11.51	0.00%		0	0	0
TANANA	12.42	0	12.42	0.00%		0	0	0
UNALASKA	29.91	0	29.91	0.00%		0	0	0
VALDEZ	65.41	1.25	66.66	1.91%		0	0	0
WRANGELL	41.46	0.49	41.95	1.18%		0	0	0
YAKUTAT	16	0	16	0.00%		0	0	0
YUKON FLATS	59.4	-9.83	49.57	-16.55%	9.83	449,570	300,120	150,060
YUKON/KOYUKUK	81.09	-6.45	74.64	-7.95%		0	0	0
YUPIIT	42.03	0	42.03	0.00%		0	0	0

Total

4,633,133 3,089,949 1,544,569

DRAFT

ALASKA DEPARTMENT OF EDUCATION
PROJECTED FY93 FOUNDATION PROGRAM

4-1-93 FILE: ELGEE.XLS

	\1 consolidate less than 8 adm	\2 consolidate less than 16 adm	\3 consolidate less than 25 adm
ADAK	\$0	\$0	\$0
ALASKA GATEWAY	0	(228,600)	(585,600)
ALEUTIAN REGION	(107,400)	(107,400)	(107,400)
ALEUTIANS EAST	0	(136,200)	(568,800)
ANCHORAGE	0	0	0
ANNETTE ISLANDS	0	0	0
BERING STRAIT	0	0	0
BRISTOL BAY	0	0	(208,200)
CHATHAM	(90,600)	(511,200)	(511,200)
CHUGACH	(197,400)	(197,400)	(542,400)
COPPER RIVER	(109,200)	(228,000)	(616,800)
CORDOVA	0	0	0
CRAIG	0	0	0
DELTA/GREELY	0	(92,400)	(92,400)
DILLINGHAM	0	0	0
FAIRBANKS	0	0	0
GALENA	0	0	0
HAINES	0	0	(168,000)
HOONAH	0	0	0
HYDABURG	0	0	0
IDITAROD	(261,000)	(547,200)	(752,400)
JUNEAU	0	0	0
KAKE	0	0	0
KASHUNAMIUT	0	0	0
KENAI	0	(81,000)	(232,800)
KETCHIKAN	0	0	0
KLAWOCK	0	0	0
KODIAK	0	(205,800)	(538,800)
KUSPUK	0	(159,600)	(573,000)
LAKE AND PENN.	(235,800)	(235,800)	(1,340,400)
LOWER KUSKOKWIM	0	(289,800)	(289,800)
LOWER YUKON	0	0	0
MATSU	0	(154,800)	(154,800)
NENANA	0	0	0
NOME	0	0	0
NORTH SLOPE	0	0	0
NORTHWEST ARCTIC	0	0	(226,800)
PELICAN	0	0	0
PETERSBURG	0	0	0
PRIBILOF	0	0	0
RAILBELT	0	0	0
SITKA	0	0	0
SKAGWAY	0	0	0
SOUTHEAST	0	(985,800)	(1,575,600)
SOUTHWEST	(131,400)	(267,000)	(658,800)
ST MARY'S	0	0	0
TANANA	0	0	0
UNALASKA	0	0	0
VALDEZ	0	0	0
WRANGELL	0	0	0
YAKUTAT	0	0	0
YUKON FLATS	0	(304,200)	(1,180,200)
YUKON/KOYUKUK	0	(257,400)	(460,800)
YUPIIT	0	0	0
TOTALS	(\$1,132,800)	(\$4,989,600)	(\$11,385,000)

- \1 Consolidates schools with less than 8 ADM to the largest funding community.
- \2 Consolidates schools with less than 16 ADM to the largest funding community.
- \3 Consolidates schools with less than 25 ADM to the largest funding community.

PROJECTED FY94 FOUNDATION PROGRAM
CSSB62(CRA)

	Section 1 Req. Local at 50% of BN	Section 2 Less than 25	Section 3 Elem. Divisor	Section 4 Single Site to 900 ADM	Totals of CSSB62(CRA) Sections 1 through 4
ADAK	\$0	\$0	\$75,640	\$224,480	\$300,120
ALASKA GATEWAY	0	(382,470)	0	0	(382,470)
ALEUTIAN REGION	0	(67,710)	0	45,750	(21,960)
ALEUTIANS EAST	0	(499,590)	0	0	(499,590)
ANCHORAGE	0	0	5,901,750	0	5,901,750
ANNETTE ISLANDS	0	0	0	165,310	165,310
BERING STRAIT	0	0	0	0	0
BRISTOL BAY	0	(154,940)	0	149,450	(5,490)
CHATHAM	0	(326,960)	0	0	(326,960)
CHUGACH	0	(363,560)	0	0	(363,560)
COPPER RIVER	0	(480,070)	0	0	(480,070)
CORDOVA	0	0	0	214,110	214,110
CRAIG	0	0	0	149,450	149,450
DELTA/GREELY	0	(92,720)	82,350	0	(10,370)
DILLINGHAM	0	0	0	253,150	253,150
FAIRBANKS	0	0	1,915,400	0	1,915,400
GALENA	0	0	0	147,620	147,620
HAINES	0	(167,140)	0	180,560	13,420
HOONAH	0	0	0	126,270	126,270
HYDABURG	0	0	0	105,530	105,530
IDITAROD	0	(789,340)	0	0	(789,340)
JUNEAU	0	0	667,340	0	667,340
KAKE	0	0	0	134,200	134,200
KASHUNAMIUT	0	0	0	194,590	194,590
KENAI	0	(378,810)	716,140	0	337,330
KETCHIKAN	0	0	212,890	0	212,890
KLAWOCK	0	0	0	150,570	150,570
KODIAK	0	(429,440)	245,830	0	(183,610)
KUSPUK	0	(302,560)	0	0	(302,560)
LAKE AND PENINSULA	0	(1,554,280)	0	0	(1,554,280)
LOWER KUSKOKWIM	0	(325,740)	183,610	0	(142,130)
LOWER YUKON	0	0	0	0	0
MAT-SU	0	(284,870)	859,490	0	574,620
NENANA	0	0	0	164,090	164,090
NOME	0	0	69,540	262,910	332,450
NORTH SLOPE	(2,096,265)	0	118,340	0	(1,977,925)
NORTHWEST ARCTIC	0	(261,690)	80,520	0	(181,170)
PELICAN	0	0	0	59,170	59,170
PETERSBURG	0	0	49,410	194,590	244,000
PRIBILOF	0	0	0	0	0
RAILBELT	0	0	0	0	0
SITKA	0	(223,260)	194,590	0	(28,670)
SKAGWAY	0	0	0	122,000	122,000
SOUTHEAST	0	(1,985,550)	0	0	(1,985,550)
SOUTHWEST	0	(319,640)	0	0	(319,640)
ST. MARY'S	0	0	0	132,980	132,980
TANANA	0	0	0	122,000	122,000
UNALASKA	(377,804)	0	0	187,270	(190,534)
VALDEZ	(770,705)	0	84,790	0	(685,915)
WRANGELL	0	0	29,890	152,500	182,390
YAKUTAT	0	0	0	120,170	120,170
YUKON FLATS	0	(875,350)	0	0	(875,350)
YUKON/KOYUKUK	0	(527,040)	0	0	(527,040)
YUPIIT	0	0	0	0	0
STATE CCS	0	0	240,340	0	240,340
Mt. EDGE CUMBE	0	0	0	0	0
TOTALS	(\$3,244,774)	(\$10,792,730)	\$11,727,860	\$3,758,820	\$1,449,176

Section 1 increases the required local effort for North Slope, Unalaska and Valdez from 35% of the prior years basic need to 50%.

Section 2 requires funding communities with less than 25 ADM to be funded as district correspondence students.

Section 3 changes the divisor for elementary instructional units from 17 to 16.

Section 4 adds a table for single site districts up to 900 ADM. Because of section 2, Aleutian Region, Bristol Bay and Haines Borough are now single sites districts.

8-GS1048VE ✓
Ford
3/29/93

CS FOR SENATE BILL NO. 62(CRA)
IN THE LEGISLATURE OF THE STATE OF ALASKA
EIGHTEENTH LEGISLATURE - FIRST SESSION

BY THE SENATE COMMUNITY AND REGIONAL AFFAIRS COMMITTEE

Offered:
Referred:

Sponsor(s): SENATE RULES COMMITTEE BY REQUEST OF THE GOVERNOR

A BILL

FOR AN ACT ENTITLED

1 "An Act relating to the public school foundation program; and providing for an
2 effective date."

3 BE IT ENACTED BY THE LEGISLATURE OF THE STATE OF ALASKA:

4 * Section 1. AS 14.17.025(a) is amended to read:

5 (a) Local contributions to a city or borough school district shall include at least
6 the lesser of

7 (1) the equivalent of a four mill tax levy on the full and true value of
8 the taxable real and personal property in the district as of January 1 of the second
9 preceding fiscal year, as determined by the Department of Community and Regional
10 Affairs under AS 14.17.140 and AS 29.45.110; or

11 (2) 50 [35] percent of the district's basic need for the preceding fiscal
12 year, as determined under AS 14.17.021(b).

13 * Sec. 2. AS 14.17.031(a) is amended to read:

14 (a) The department shall adopt regulations defining funding communities

1 within each district that reflect geographic and attendance area factors, and that
 2 include at least ¹⁶25 students in average daily membership. For the purpose of
 3 determining instructional units, students are counted in the district and the funding
 4 community from which they receive educational services. The total number of
 5 instructional units in a school district is the sum of the following units for each
 6 funding community within the district, as determined by the department:

7 (1) the number of units for elementary and secondary students
 8 determined under AS 14.17.041(a) or (b);

9 (2) the number of units for vocational education determined under
 10 AS 14.17.043;

11 (3) the number of units for special education determined under
 12 AS 14.17.045; and

13 (4) the number of units for bilingual education determined under
 14 AS 14.17.047.

15 * Sec. 3. AS 14.17.041(b) is amended to read:

16 (b) For funding communities that are not included under (a) of this section,

17 (1) instructional units for elementary students are determined by the
 18 formula: units = 15 + ((ADM-200)/16) [15 + ((ADM-200)/17)], where ADM is the
 19 number of students in average daily membership in grades kindergarten through 6;

20 (2) instructional units for secondary students are determined by the
 21 formula: units = 18 + ((ADM-200)/13), where ADM is the number of students in
 22 average daily membership in grades 7 through 12.

23 * Sec. 4. AS 14.17.041 is amended by adding a new subsection to read:

24 (e) A district with an ADM of 900 or less that consists of one funding
 25 community shall increase the elementary and secondary instructional units received
 26 under (a) or (b) of this section by multiplying the instructional units by a percentage
 27 determined under the following table:

District ADM	Percentage
1 - 250	1.12
251 - 525	1.08
526 - 900	1.06.

1 * Sec. 5. AS 14.17.080 is amended to read:

2 Sec. 14.17.080. STUDENT COUNT ESTIMATES. Each district shall prepare
3 and submit to the department, by November 20 [OCTOBER 15] of each fiscal year,
4 in the manner and on forms prescribed by the department, an estimate of its average
5 daily membership and other student count data for the succeeding fiscal year, upon
6 which computations can be made of the amount of estimated state foundation aid for
7 which the district will be eligible under AS 14.17.021 in that fiscal year. In making
8 this estimate for the succeeding fiscal year, the district shall consider its average daily
9 membership in the current fiscal year, other student count data, the pattern of growth
10 or decline in preceding years, and other pertinent information available to the district.
11 The preliminary reports required by this section are the basis for estimating the need
12 for state foundation aid for the next fiscal year.

13 * Sec. 6. AS 14.17.160(b) is amended to read:

14 (b) Upon written request and for good cause shown, the commissioner may
15 permit a district to use a 20-school-day counting period from the same school year
16 other than the periods set out in (a) of this section. However, the counting period must
17 be 20 consecutive school days.

18 * Sec. 7. AS 14.17.160 is amended by adding new subsections to read:

19 (c) Upon written request, and for good cause shown, the commissioner may
20 permit a district to use, for purposes of reporting its average daily membership, the
21 October or February counting period report described in (a) of this section, or the
22 report for another period authorized under (b) of this section, from the immediately
23 preceding school year. The report must accompany a request under this subsection,
24 and is in addition to the October report for the current school year required by (a) of
25 this section.

26 (d) For purposes of this section, "good cause" includes reduction in student
27 enrollment.

28 * Sec. 8. AS 14.17.031(b) is repealed.] *1 year*

29 * Sec. 9. TRANSITION: REGULATIONS. Notwithstanding sec. 11 of this Act, the
30 Department of Education may immediately proceed to adopt regulations necessary to
31 implement this Act. The regulations take effect under the Administrative Procedure Act, but

1 not before July 1, 1993.

2 * Sec. 10. Section 9 of this Act takes effect immediately under AS 01.10.070(c).

3 * Sec. 11. Sections 1 - 8 of this Act take effect July 1, 1993.

July 1, 1994



Alaska State Legislature

SENATE COMMUNITY AND REGIONAL AFFAIRS COMMITTEE

Senator Randy Phillips, Chair
Senator Robin Taylor, Vice Chair
Senator Rick Halford
Senator Al Adams
Senator Fred Zharoff

SESSION:
State Capitol
Juneau, Ak 99801-1182
(907) 465-4989

INTERIM:
P. O. Box 142
Eagle River, Ak 99577
(907) 694-4949

A brief overview of CS SB 62 (CRA)

Concerns with the Alaska School Price Index (ASPI). (Deleted from bill)

The ASPI has a fundamental flaw. One of the purposes given by the Legislature passing House Concurrent Resolution 23 in 1992 asking for rewriting the foundation formula was to encourage schools to be fiscally responsible. The ASPI does the opposite. The ASPI is based on the actual costs incurred by school districts in 1988-89 and 1991-92. This could reward those school districts that were poorly managed and penalize those districts that have worked to keep their costs in line.

Concerns with the funding change in the gifted program and vocational education. (Deleted from bill)

The current law rewards those districts that have programs for gifted and talented students. The original version of SB 62 gives gifted and vocational education funding for all school districts based solely on student population. There is no incentive for any school to use these funds either for a gifted and talented program or for vocational education. Additional funding for schools should be tied to the programs that the schools operate.

Local Contribution (Section 1 of CS)

Under the current law, local governments must contribute the lesser of 4 mills or 35% of basic need. All except three school districts pay 4 mills, three school districts pay 35% of basic need at a mill rate much less than 4. This bill will improve taxpayer equity by requiring these wealthier districts to make a larger contribution.

Minimum size of funding communities. (Section 2 of CS)

While all students are entitled to an education provided by the state, it is not reasonable to operate schools that are below a certain size. Currently, schools with as few as 5 students are being funded with costs as high as \$122,000 per student. Under this proposal students would likely have the following options:

District Correspondence
State Correspondence
State Boarding School

Changing the divisor in the large elementary school formula. (Section 3 of CS)

This change benefits students in all schools with more than 525 elementary students. Currently the formula recognizes the economy of scale for larger schools. However, smaller class sizes for elementary students have been shown to be important no matter how large the school district is.

Single site funding formula (Section 4 of CS)

Additional funding for single site school districts has not been addressed in the formula. Each year, the single site schools come to the legislature for additional funding. Some years there has been concern about political manipulation of funding for these schools. This section establishes a formula for the additional single site funding.



Alaska State Legislature

SENATE COMMUNITY AND REGIONAL AFFAIRS COMMITTEE

Senator Randy Phillips, Chair
Senator Robin Taylor, Vice Chair
Senator Rick Halford
Senator Al Adams
Senator Fred Zharoff

SESSION:
State Capitol
Juneau, Ak 99801-1182
(907) 465-4989

INTERIM:
P O. Box 142
Eagle River Ak 99577
(907) 694-4949

Sectional Analysis

CS SB 62 (CRA)

Section 1:

Increases the required local match from the lesser of 4 mills or 35% to the lesser of 4 mills or 50%.

Section 2.

Defines requires the Department of Education to define funding communities to include no less than 25 students in average daily membership (ADM).

Section 3.

Changes from seventeen (17) to sixteen (16), the divisor in the elementary school formula for schools with more than 525 ADM.

Section 4.

Provides additional funding for single site schools with an ADM of 900 or less.

Section 5.

Postpones the districts submittal of the student count estimate from October 15 to November 20th. It is the expectation that districts will then be able to use current data to make estimations for the succeeding fiscal year.

Section 6.

Allows the commissioner, upon written request, to permit a district to use a 20 day counting period from the same year.

Section 7.

Adds a new subsection to allow the commissioner, upon written request, for good cause to allow some flexibility in the district student counting period.

Section 8.

Repeals subsection (b) of AS 14.17.031. Allowable instructional units, current holdharmless provision.

Section 9.

Allows for the Department to adopt regulations to implement the act.

Section 10.

Immediate effective date for section 9.

Section 11.

Effective date of July 1, 1993 for the remainder of the act.

SMALL SCHOOLS FUNDING COMMUNITY FORMULA

Based on \$61,000 Unit Value

All the rest -

delete

ADM	Avg ADM Per Instructional Unit	Instructional Units	Avg \$ Per ADM
1-10	.5-5	2*	\$122,000-12,200
11-20	5	2+ $\left(\frac{\text{ADM}-10}{5}\right)$	\$12,200
<i>see reversal AS 14.17.031+.041</i>			
²⁵ 21-60	5.25-6.66	4+ $\left(\frac{\text{ADM}-20}{8}\right)$	\$11,619-9,159
61-120	6.72-8.57	9+ $\left(\frac{\text{ADM}-60}{12}\right)$	\$9,077-7,118
121-525	8.60-12.80	14+ $\left(\frac{\text{ADM}-120}{15}\right)$	\$7,093-4,766

*Front loading continues through all calculations

Range of \$ per each ADM= \$122,000-4,766

LARGE FUNDING COMMUNITY FORMULA

Based on \$61,000 Unit Value

Only applies to Schools over 525

$$K-6 = 15 + \left(\frac{ADM-200}{17} \right)$$

17 changes to 16

$$7-12 = 18 + \left(\frac{ADM-200}{13} \right)$$

13 remains the same

Had this been calculated on the small school formula, frontload would have been 19.33 units.

Assume ADM = 600 at K-6 and 7-12

Grade Level	Avg ADM Per Instructional Unit	Avg \$ Per ADM
K-6	13.35-15.57	\$4,659-3,918
7-12	11.12-12.30	\$5,486-4,959

Range of \$ per each ADM = \$5,072-4,438

*San Zharoff's
Questions*

ALASKA DEPARTMENT OF EDUCATION
Projected FY94 School District Revenues

Updated 4/6/93

	Total Foundation	100% PLB1-874	FY93 Budgeted Local Rev.	FY93 Forest Receipts	Cigarette Tax Distribution	Tuition	Boarding Home	Youth and Detention	Handicap. Schools	Pupil Trans.	Community Schools	Additional District Support	Debt Retirement	Local Share of Debt Retirement	PROJECTED FY94 TOTALS
ADAK	\$1,849,843	2,847,551	201,000	0	\$0	\$0	\$0	\$0	\$0	\$110,674	\$2,057	\$231,800	\$0	\$0	\$5,242,925
ALASKA GATEWAY	4,558,211	746,250	120,000	0	0	0	0	0	0	374,235	4,896	0	0	0	5,803,592
ALEUTIAN REGION	616,679	116,979	5,279	0	0	0	0	0	0	0	2,057	0	0	0	740,994
ALEUTIANS EAST	3,533,467	973,363	807,791	0	15,461	0	0	0	0	49,195	3,652	0	116,656	86,102	5,585,727
ANCHORAGE	178,614,567	11,397,308	5,525,924	0	1,086,655	796,036	0	365,000	820,900	7,044,442	180,234	0	32,795,682	4,476,828	304,103,584
ANNETTE ISLANDS	1,259,634	1,952,942	60,000	165,373	0	0	0	0	0	12,652	2,057	165,310	0	0	3,617,968
BERING STRAIT	14,220,471	6,612,416	1,030,000	0	0	0	0	0	0	34,269	13,991	0	0	0	21,911,147
BRISTOL BAY	1,536,741	442,690	980,458	0	12,421	0	0	0	0	142,108	2,057	0	497,174	41,280	3,654,929
CHATHAM	2,581,208	1,292,963	70,000	142,839	0	0	0	0	0	17,755	2,723	0	0	0	4,107,488
CHUGACH	1,823,183	254,257	14,086	3,414	0	0	0	0	0	0	2,057	0	0	0	2,096,997
COPPER RIVER	5,239,929	177,170	67,500	0	0	0	0	0	0	470,374	5,355	0	0	0	5,960,328
CORDOVA	2,587,033	33,598	677,928	12,972	18,159	22,030	0	0	0	39,477	2,674	214,110	53,816	0	3,661,797
CRAIG	2,043,149	31,712	198,845	145,909	14,625	703	0	0	0	6,395	2,102	149,450	0	0	2,592,890
DELTA/GREELY	4,887,817	1,377,758	150,000	0	0	0	0	0	0	607,317	5,078	0	0	0	7,027,970
DILLINGHAM	3,550,738	601,933	718,500	0	17,810	0	0	0	0	221,635	3,254	238,510	0	0	5,352,380
FAIRBANKS	62,464,927	8,970,662	24,300,000	0	375,027	133,350	0	225,000	0	4,336,063	63,502	0	12,133,499	948,808	113,951,038
GALENA	1,363,457	622,103	285,573	0	9,108	18,754	0	0	0	34,545	2,057	139,080	55,343	0	2,530,020
HAINES	2,265,370	27,141	936,298	0	16,461	0	0	0	0	125,371	2,314	0	452,802	0	3,825,707
HOONAH	1,773,152	447,439	466,767	110,112	12,509	11,020	0	0	0	12,517	2,057	125,660	0	0	2,962,033
HYDABURG	1,064,389	31,331	14,005	47,402	8,802	0	0	0	0	5,701	2,057	103,090	0	0	1,276,777
IDITAROD	4,802,835	1,139,353	95,575	0	0	0	24,056	0	0	40,835	4,940	0	0	0	6,107,594
JUNEAU	23,787,408	43,381	12,072,100	0	136,975	132,148	2,934	85,000	0	1,073,753	23,738	0	3,664,805	1,656,372	42,678,614
KAKE	1,124,307	553,079	135,000	72,453	10,283	0	0	0	0	21,625	2,057	134,200	0	0	2,053,004
KASHUNAMIUT	1,566,800	803,706	32,000	0	0	0	0	0	0	2,051	2,057	182,390	0	0	2,589,004
KENAI	43,070,858	168,487	26,421,302	0	238,032	247,125	17,942	0	0	2,765,320	41,575	0	12,424,071	3,346,659	88,741,371
KETCHIKAN	10,428,430	20,169	6,645,693	0	71,094	63,682	7,684	0	0	611,697	10,139	0	4,178,063	617,469	22,654,120
KLAWOCK	1,389,196	444,274	150,613	82,687	10,888	0	0	0	0	8,179	2,057	147,010	0	0	2,234,904
KODIAK	12,248,151	1,504,015	3,689,000	0	68,041	9,993	8,940	0	0	475,747	12,842	0	2,006,496	356,864	20,380,089
KUSPUK	5,988,570	1,281,150	18,000	0	0	0	0	0	0	117,530	5,252	0	0	0	6,710,502
LAKE AND PENINSULA	6,083,127	1,903,176	1,223,500	0	17,200	0	0	0	0	60,562	6,485	0	0	0	9,294,050
LOWER KUSKOKWIM	29,664,406	8,723,031	550,000	0	0	0	0	125,000	0	244,807	29,532	0	0	0	39,336,776
LOWER YUKON	11,603,480	6,473,696	250,000	0	0	0	0	0	0	15,607	11,515	0	0	0	18,354,298
MAT-SU	52,096,232	48,842	17,081,554	0	264,356	59,509	0	0	0	4,625,624	51,164	0	17,158,927	3,349,314	94,735,525

ALASKA DEPARTMENT OF EDUCATION
Projected FY94 School District Revenues

Updated 4/6/93

Total Foundation	100% PLB1-874	FY93 Budgeted Local Rev.	FY93 Forest Receipts	Cigarette Tax Distribution	Tuition	Boarding Home	Youth and Detention	Handicap Schools	Pupil Trans.	Community Schools	Additional District Support	Debt Retirement	Local Share of Debt Retirement	PROJECTED FY94 TOTALS	
NENANA	1,597,408	6,327	73,803	0	10,763	3,345	0	0	99,475	2,057	167,750	0	0	1,960,928	
NOME	4,695,100	62,916	625,094	0	23,450	11,582	0	0	172,443	4,971	262,300	632,166	149,112	6,640,134	
NORTH SLOPE	8,779,976	4,856,131	22,035,000	0	42,492	0	0	0	271,166	8,850	0	5,126,724	3,667,948	44,788,247	
NORTHWEST ARCTIC	14,681,082	4,219,611	2,518,745	0	48,027	0	11,874	0	0	14,880	0	0	0	21,494,219	
PELICAN	570,170	0	35,570	19,034	7,125	0	0	0	0	2,057	57,950	0	0	691,906	
PETERSBURG	3,028,216	23,957	942,152	289,157	23,093	0	0	0	101,784	3,105	192,760	900,074	81,320	5,585,618	
PRIBILOF	1,595,829	727,057	90,000	0	0	0	29,277	0	0	2,057	0	0	0	2,444,220	
RAILBELT	3,316,298	37,580	26,908	0	14,942	0	0	0	221,339	3,382	0	0	0	3,620,449	
SITKA	7,227,554	303,310	3,501,764	0	30,969	28,451	0	0	361,552	7,387	0	2,224,796	534,016	14,239,799	
SKAGWAY	854,037	0	328,031	62,629	9,702	0	0	0	3,124	2,057	124,440	0	0	1,384,020	
SOUTHEAST	4,527,841	698,713	112,800	171,104	0	0	0	0	132,812	4,878	0	0	0	5,648,148	
SOUTHWEST	5,777,848	2,083,092	295,000	0	0	0	46,600	0	56,745	5,148	0	0	0	8,264,433	
ST. MARY'S	1,411,151	243,818	39,337	0	8,365	0	0	0	0	2,057	115,900	0	0	1,820,628	
TANANA	1,181,902	344,828	125,810	0	8,371	0	0	0	15,590	2,057	115,900	0	0	1,794,458	
UNALASKA	1,820,260	1,612	1,091,642	0	13,990	0	0	0	108,348	2,057	173,240	1,196,789	417,002	4,824,940	
VALDEZ	3,361,271	68,752	3,895,216	23,412	27,946	300,175	0	0	260,890	3,485	0	2,830,055	211,554	10,982,756	
WRANGELL	2,399,313	4,360	843,971	212,529	18,564	11,023	0	0	57,312	2,413	198,250	1,347,214	108,220	5,203,169	
YAKUTAT	1,151,646	88,853	236,620	0	9,291	0	0	0	49,989	2,057	118,950	0	0	1,657,406	
YUKON FLATS	4,635,716	1,259,169	640,000	0	0	0	48,143	0	43,253	4,946	0	0	0	6,631,227	
YUKON/KOYUKUK	6,313,585	1,953,995	167,000	0	0	0	32,550	0	33,234	6,549	0	0	0	8,506,913	
YUPIIT	3,856,646	1,694,641	120,000	0	0	0	0	0	0	3,926	0	0	0	5,675,213	
STATE CCS	3,093,890	0	0	0	0	0	0	0	0	0	0	0	0	3,093,890	
MI. EDGE CUMBE	1,726,301	140,000	0	0	0	0	0	0	0	0	0	0	0	1,866,301	
OTHER	5,386,260	0	0	0	0	162,821	0	0	2,256,592	21,031	0	0	0	7,826,704	
TOTALS	11	12	13	14	15	16	17	18	19	20	21	22	23	24	
	\$593,978,025	\$80,882,847	\$203,738,754	\$1,561,026	\$2,721,000	\$2,012,547	\$230,000	\$800,000	\$3,077,500	\$25,718,100	\$600,000	\$3,358,050	\$99,755,152	\$20,048,868	\$1,038,521,869

- 11 OTHER INCLUDES CONTRACTUAL OBLIGATIONS AND OTHER ADJUSTMENTS
- 12 OTHER INCLUDES CONTRACTS FOR HYDER STUDENTS.
- 13 OTHER INCLUDES ALLOCATIONS TO (SESA) AND (AYI).
- 14 OTHER INCLUDES SAFETY COMMITTEE GRANT.

ALASKA DEPARTMENT OF EDUCATION
 PROJECTED FY94 STATE PROGRAM ENTITLEMENTS
 ALL PROGRAMS ARE BASED UPON THE GOVERNOR'S BUDGET.

	Total Foundation and PL81-874	Cigarette Tax Distribution	Tuition	Boarding Home	Youth and Detention	Handicap. Schools	Pupil Trans.	Community Schools	Additional District Support	Debt Retirement	PROJECTED FY94 TOTALS
ADAK	\$1,849,843	\$0	\$0	\$0	\$0	\$0	\$110,674	\$2,057	\$231,800	\$0	\$2,194,374
ALASKA GATEWAY	4,558,211	0	0	0	0	0	374,235	4,896	0	0	4,937,342
ALEUTIAN REGION	616,679	0	0	0	0	0	0	2,057	0	0	618,736
ALEUTIANS EAST	3,533,467	15,461	0	0	0	0	49,195	3,692	0	116,656	3,718,471
ANCHORAGE	189,900,265	1,086,655	796,036	0	365,000	820,908	7,044,442	180,234	0	32,795,682	232,989,222
ANNETTE ISLANDS	1,259,634	0	0	0	0	0	12,652	2,057	165,310	0	1,439,653
BERING STRAIT	14,220,471	0	0	0	0	0	34,269	13,991	0	0	14,268,731
BRISTOL BAY	1,536,741	12,421	0	0	0	0	142,108	2,057	0	497,174	2,190,501
CHATHAM	2,581,208	0	0	0	0	0	17,755	2,723	0	0	2,601,686
CHUGACH	1,823,183	0	0	0	0	0	0	2,057	0	0	1,825,240
COPPER RIVER	5,239,929	0	0	0	0	0	470,374	5,355	0	0	5,715,658
CORDOVA	2,587,033	18,159	22,030	0	0	0	39,477	2,674	214,110	53,816	2,937,299
CRAIG	2,043,149	14,625	703	0	0	0	6,395	2,102	149,450	0	2,216,424
DELTA/GREELY	4,887,817	0	0	0	0	0	607,317	5,078	0	0	5,500,212
DILLINGHAM	3,550,738	17,810	0	0	0	0	221,635	3,254	238,510	0	4,031,947
FAIRBANKS	71,489,137	375,027	133,350	0	225,000	0	4,336,063	63,502	0	12,133,499	88,755,578
GALENA	1,363,457	9,108	18,754	0	0	0	34,545	2,057	139,080	55,343	1,622,344
HAINES	2,265,370	16,461	0	0	0	0	125,321	2,314	0	452,802	2,862,268
HOONAH	1,773,152	12,509	11,820	0	0	0	12,517	2,057	125,660	0	1,937,715
HYDABURG	1,064,389	8,802	0	0	0	0	5,701	2,057	103,090	0	1,184,039
IDITAROD	4,802,835	0	0	24,056	0	0	40,835	4,940	0	0	4,872,666
JUNEAU	23,787,408	136,975	132,148	2,934	85,000	0	1,073,753	23,738	0	3,664,805	28,906,761
KAKE	1,124,307	10,283	0	0	0	0	21,625	2,057	134,200	0	1,292,472
KASHUNAMIUT	1,566,800	0	0	0	0	0	2,051	2,057	182,390	0	1,753,298
KENAI	43,070,858	238,032	247,125	17,942	0	0	2,765,320	41,575	0	12,424,071	58,804,923
KETCHIKAN	10,428,430	71,094	63,682	7,684	0	0	611,697	10,139	0	4,178,063	15,370,789
KLAWOCK	1,389,196	10,888	0	0	0	0	8,179	2,057	147,010	0	1,557,330
KODIAK	13,683,327	68,041	9,993	8,940	0	0	475,747	12,842	0	2,006,496	16,265,386
KUSPUK	5,288,570	0	0	0	0	0	117,530	5,252	0	0	5,411,352
LAKE AND PENINSULA	6,083,127	17,200	0	0	0	0	60,562	6,485	0	0	6,167,374
LOWER KUSKOKWIM	29,664,406	0	0	0	125,000	0	244,807	29,532	0	0	30,063,745
LOWER YUKON	11,603,480	0	0	0	0	0	15,607	11,515	0	0	11,630,602
MAT-SU	52,096,232	264,359	59,509	0	0	0	4,625,624	51,164	0	17,158,927	74,255,815

ALASKA DEPARTMENT OF EDUCATION
 PROJECTED FY94 STATE PROGRAM ENTITLEMENTS
 ALL PROGRAMS ARE BASED UPON THE GOVERNOR'S BUDGET.

	Total Foundation and PL81-874	Cigarette Tax Distribution	Tuition	Boarding Home	Youth and Detention	Handicap. Schools	Pupil Trans.	Community Schools	Additional District Support	Debt Retirement	PROJECTED FY94 TOTALS
NENANA	1,597,408	10,763	3,345	0	0	0	99,475	2,057	167,750	0	1,880,798
NOME	4,696,100	23,450	11,582	0	0	0	172,443	4,971	262,300	632,166	5,803,012
NORTH SLOPE	8,779,936	42,492	0	0	0	0	271,166	8,850	0	5,126,724	14,229,168
NORTHWEST ARCTIC	14,681,082	48,027	0	11,874	0	0	0	14,880	0	0	14,755,863
PELICAN	570,170	7,125	0	0	0	0	0	2,057	57,950	0	637,302
PETERSBURG	3,028,216	23,093	0	0	0	0	101,784	3,105	192,760	900,074	4,249,032
PRIBILOF	1,595,829	0	0	29,277	0	0	0	2,057	0	0	1,627,163
RAILBELT	3,316,298	14,942	0	0	0	0	221,339	3,382	0	0	3,555,961
SITKA	7,227,554	50,969	28,451	0	0	0	361,552	7,387	0	2,224,796	9,900,709
SKAGWAY	854,037	9,702	0	0	0	0	3,124	2,057	124,440	0	993,360
SOUTHEAST	4,527,841	0	0	0	0	0	132,812	4,878	0	0	4,665,531
SOUTHWEST	5,777,848	0	0	46,600	0	0	56,745	5,148	0	0	5,886,341
ST. MARY'S	1,411,151	8,365	0	0	0	0	0	2,057	115,900	0	1,537,473
TANANA	1,181,902	8,371	0	0	0	0	15,590	2,057	115,900	0	1,323,820
UNALASKA	1,820,260	13,990	0	0	0	0	108,348	2,057	173,240	1,196,789	3,314,684
VALDEZ	3,361,271	27,946	300,175	0	0	0	260,890	3,485	0	2,830,055	6,783,822
WRANGELL	2,399,313	18,564	11,023	0	0	0	57,312	2,411	198,250	1,347,214	4,034,089
YAKUTAT	1,151,646	9,291	0	0	0	0	49,989	2,057	118,950	0	1,331,933
YUKON FLATS	4,635,716	0	0	48,143	0	0	43,253	4,946	0	0	4,732,058
YUKON/KOYUKUK	6,313,585	0	0	32,550	0	0	33,234	6,549	0	0	6,385,918
YUPIIT	3,856,646	0	0	0	0	0	0	3,926	0	0	3,860,572
STATE CCS	3,093,890	0	0	0	0	0	0	0	0	0	3,093,890
Mt. EDGE CUMBE	1,726,301	0	0	0	0	0	0	0	0	0	1,726,301
OTHER	5,386,260	0	162,821	0	0	2,256,592	21,031	0	0	0	7,826,704
	11		12			13	14				
TOTALS	\$615,723,109	\$2,721,000	\$2,012,547	\$230,000	\$800,000	\$3,077,500	\$25,718,100	\$600,000	\$3,358,050	\$99,795,152	\$754,035,458

- 11 OTHER INCLUDES CONTRACTUAL OBLIGATIONS AND OTHER ADJUSTMENTS.
- 12 OTHER INCLUDES CONTRACTS FOR HYDER STUDENTS.
- 13 OTHER INCLUDES ALLOCATIONS TO (SESA) AND (AYI).
- 14 OTHER INCLUDES SAFETY COMMITTEE GRANT.

ALASKA DEPARTMENT OF EDUCATION
PROJECTED FY94 FOUNDATION PROGRAM

1-28-93 FILE CHGMILLS XLS

	A	B	C		
	FY94 Foundation Under Existing Statute 4 mills	FY94 Foundation required local at 5 mills or 43% of B.N.	FY94 Foundation required local at 6 mills or 50% of B.N.	Column B less Column A	Column C less Column A
ADAK	\$1,849,843	\$1,849,843	\$1,849,843	\$0	\$0
ALASKA GATEWAY	4,558,211	4,558,211	4,558,211	0	0
ALEUTIAN REGION	616,679	616,679	616,679	0	0
ALEUTIANS EAST	3,533,467	3,371,752	3,210,036	(161,715)	(323,431)
ANCHORAGE	189,900,265	177,097,760	164,355,201	(12,802,505)	(25,545,064)
ANNETTE ISLANDS	1,259,634	1,259,634	1,259,634	0	0
BERING STRAIT	14,220,471	14,220,471	14,220,471	0	0
BRISTOL BAY	1,536,741	1,309,072	1,100,571	(227,669)	(436,170)
CHATHAM	2,581,208	2,581,208	2,581,208	0	0
CHUGACH	1,823,183	1,823,183	1,823,183	0	0
COPPER RIVER	5,239,929	5,239,929	5,239,929	0	0
CORDOVA	2,587,033	2,431,144	2,279,267	(155,889)	(307,766)
CRAIG	2,043,149	1,988,314	1,934,341	(54,835)	(108,808)
DELTA/GREELY	4,887,817	4,887,817	4,887,817	0	0
DILLINGHAM	3,550,738	3,359,351	3,198,570	(191,387)	(352,168)
FAIRBANKS	71,489,137	67,200,876	62,912,615	(4,288,261)	(8,576,522)
GALENA	1,363,457	1,312,233	1,261,049	(51,224)	(102,408)
HAINES	2,265,370	2,139,363	2,013,358	(126,007)	(252,012)
HONAH	1,773,152	1,734,683	1,696,246	(38,469)	(76,906)
HYDABURG	1,064,389	1,057,360	1,050,331	(7,029)	(14,058)
IDITAROD	4,802,835	4,802,835	4,802,835	0	0
JUNEAU	23,787,408	22,216,009	20,644,609	(1,571,399)	(3,142,799)
KAKE	1,124,307	1,058,734	993,161	(65,573)	(131,146)
KASHUNAMIUT	1,566,800	1,566,800	1,566,800	0	0
KENAI	43,070,858	39,590,336	36,109,826	(3,480,522)	(6,961,032)
KETCHIKAN	10,428,430	9,492,353	8,556,276	(936,077)	(1,872,154)
KLAWOCK	1,389,196	1,348,064	1,306,931	(41,132)	(82,265)
KODIAK	13,683,327	12,730,664	11,901,362	(952,663)	(1,781,965)
KUSPUK	5,288,570	5,288,570	5,288,570	0	0
LAKE AND PENINSULA	6,083,127	5,944,677	5,806,352	(138,450)	(276,775)
LOWER KUSKOKWIM	29,664,406	29,664,406	29,664,406	0	0
LOWER YUKON	11,603,480	11,603,480	11,603,480	0	0
MAT-SU	52,096,232	50,072,045	48,047,862	(2,024,187)	(4,048,370)
NENANA	1,597,408	1,581,642	1,566,530	(15,766)	(30,878)
NOME	4,696,100	4,559,695	4,425,318	(136,405)	(270,782)
NORTH SLOPE	8,779,936	7,504,411	6,380,830	(1,275,525)	(2,399,106)
NORTHWEST ARCTIC	14,681,082	13,971,866	13,262,936	(709,216)	(1,418,146)
PELICAN	570,170	556,247	542,324	(13,923)	(27,846)
PETERSBURG	3,028,216	2,838,398	2,648,580	(189,818)	(379,636)
PRIBILOF	1,595,829	1,595,829	1,595,829	0	0
RAILBELT	3,316,298	3,316,298	3,316,298	0	0
SITKA	7,227,554	6,679,227	6,130,901	(548,327)	(1,096,653)
SKAGWAY	854,037	777,644	701,251	(76,393)	(152,786)
SOUTHEAST	4,527,841	4,527,841	4,527,841	0	0
SOUTHWEST	5,777,848	5,777,848	5,777,848	0	0
ST MARY'S	1,411,151	1,397,180	1,383,210	(13,971)	(27,941)
TANANA	1,181,902	1,146,283	1,110,686	(35,619)	(71,216)
UNALASKA	1,820,260	1,617,923	1,441,611	(202,337)	(378,649)
VALDEZ	3,361,271	2,955,152	2,599,800	(406,119)	(761,471)
WRANGELL	2,399,313	2,265,768	2,132,224	(133,545)	(267,089)
YAKUTAT	1,151,646	1,125,866	1,100,085	(25,780)	(51,561)
YUKON FLATS	4,635,716	4,635,716	4,635,716	0	0
YUKON/KOYUKUK	6,313,585	6,313,585	6,313,585	0	0
YUPIIT	3,856,646	3,856,646	3,856,646	0	0
STATE CCS	3,093,890	3,093,890	3,093,890	0	0
Mt EDGE CUMBE	1,726,301	1,726,301	1,726,301	0	0
TOTALS	610,336,849	579,239,112	548,611,270	(31,097,737)	(61,725,579)
CONTRACTUAL	3,886,260	3,886,260	3,886,260	0	0
PRIOR YEAR ADJ	1,500,000	1,500,000	1,500,000	0	0
TOTAL FOUNDATION	\$615,723,109	\$584,625,372	\$553,997,530	(\$31,097,737)	(\$61,725,579)

ALASKA DEPARTMENT OF EDUCATION
PROJECTED FY94 FOUNDATION PROGRAM ENTITLEMENTS

1-28-93 File FOUN94-3 XLS

4 Mills or
35% of B.N.

	BASIC NEED \$61,000	REQUIRED LOCAL	ELIGIBLE PL81-874	PL81-874 PERCENT	DEDUCTIBLE PL81-874 @ 90%	PROJ FY94 FOUNDATION STATE AID	100% PL-874 FLOW THRU	PL-874 SPED ADD-ON	FOUND/ PL-874 TOTAL
ADAK	\$4,310,260	\$0	\$2,733,797	100.00%	\$2,460,417	\$1,849,843			\$1,849,843
ALASKA GATEWAY	5,042,260	0	537,832	100.00%	484,049	4,558,211			4,558,211
ALEUTIAN REGION	587,470	0	78,657	100.00%	70,791	616,679			616,679
ALEUTIANS EAST	4,180,330	347,436	734,753	45.28%	299,427	3,533,467			3,533,467
ANCHORAGE	229,823,600	44,617,995	10,919,304	67.07%	6,591,038	178,614,567	10,684,338	601,360	189,900,265
ANNETTE ISLANDS	2,544,920	0	1,428,095	100.00%	1,285,286	1,259,634			1,259,634
BERING STRAIT	18,583,650	0	4,847,977	100.00%	4,363,179	14,220,471			14,220,471
BRISTOL BAY	2,447,320	594,694	338,564	70.85%	215,885	1,536,741			1,536,741
CHATHAM	3,392,210	0	901,113	100.00%	811,002	2,581,208			2,581,208
CHUGACH	1,983,110	0	177,697	100.00%	159,927	1,823,183			1,823,183
COPPER RIVER	5,344,210	0	115,868	100.00%	104,281	5,239,929			5,239,929
CORDOVA	3,215,310	607,508	27,534	83.81%	20,769	2,587,033			2,587,033
CRAIG	2,262,490	203,817	24,915	69.23%	15,524	2,043,149			2,043,149
DELTA/GREELY	6,012,770	0	1,249,948	100.00%	1,124,953	4,887,817			4,887,817
DILLINGHAM	4,316,360	484,940	433,754	71.90%	280,682	3,550,738			3,550,738
FAIRBANKS	79,617,200	13,025,178	8,537,817	53.71%	4,127,095	62,464,927	8,525,648	498,562	71,489,137
GALENA	1,568,310	79,860	443,568	31.31%	124,993	1,363,457			1,363,457
HAINES	2,769,400	490,999	26,344	54.96%	13,031	2,265,370			2,265,370
HOONAH	1,926,990	91,252	331,303	20.99%	62,586	1,773,152			1,773,152
HYDABURG	1,092,510	22,945	26,452	21.74%	5,176	1,064,389			1,064,389
IDITAROD	5,541,850	0	821,128	100.00%	739,015	4,802,835			4,802,835
JUNEAU	30,073,000	6,267,941	37,788	51.90%	17,651	23,787,408			23,787,408
KAKE	1,386,530	67,805	387,271	55.78%	194,418	1,124,307			1,124,307
KASHUNAMIUT	2,107,550	0	600,833	100.00%	540,750	1,566,800			1,566,800
KENAI	56,992,910	13,859,290	132,956	52.45%	62,762	43,070,858			43,070,858
KETCHIKAN	14,172,740	3,735,550	17,371	56.03%	8,760	10,428,430			10,428,430
KLAWOCK	1,553,670	59,175	311,332	37.58%	105,299	1,389,196			1,389,196
KODIAK	16,665,810	3,317,211	1,359,787	89.92%	1,100,448	12,248,151	1,359,787	75,389	13,683,327
KUSKOKWIM	5,647,990	0	399,355	100.00%	359,420	5,288,570			5,288,570
KUSKOKWIM PENINSUL	6,636,800	273,719	1,379,425	22.55%	279,954	6,083,127			6,083,127
LOWER KUSKOKWIM	35,489,800	0	6,472,660	100.00%	5,825,394	29,664,406			29,664,406
LOWER YUKON	15,745,930	0	4,602,722	100.00%	4,142,450	11,603,480			11,603,480
MAT-SU	60,192,970	8,082,495	33,459	47.30%	14,243	52,096,232			52,096,232
MENANA	1,662,860	60,449	6,285	88.44%	5,003	1,597,408			1,597,408
NOME	5,241,730	506,525	62,916	69.06%	39,105	4,696,100			4,696,100
NORTH SLOPE	14,406,980	4,898,758	3,703,465	21.85%	728,286	8,779,936			8,779,936
NORTHWEST ARCTIC	17,517,370	1,307,724	3,167,484	53.62%	1,528,564	14,681,082			14,681,082
PELICAN	625,860	55,690	0	100.00%	0	570,170			570,170
PETERSBURG	3,787,490	746,311	23,957	60.12%	12,963	3,028,216			3,028,216
PRIBILOF	2,067,290	0	523,846	100.00%	471,461	1,595,829			1,595,829
RAILBELT	3,350,120	0	37,580	100.00%	33,822	3,316,298			3,316,298
SITKA	9,420,840	2,069,906	231,921	59.11%	123,380	7,227,554			7,227,554
SKAGWAY	1,159,610	305,573	0	78.42%	0	854,037			854,037
SOUTHEAST	5,121,560	0	659,688	100.00%	593,719	4,527,841			4,527,841
SOUTHWEST	7,140,050	0	1,513,558	100.00%	1,362,202	5,777,848			5,777,848
ST. MARY'S	1,467,050	17,837	172,685	24.49%	38,062	1,411,151			1,411,151
TANANA	1,324,310	44,982	250,291	43.25%	97,426	1,181,902			1,181,902
UNALASKA	2,702,300	880,950	1,493	81.11%	1,090	1,820,260			1,820,260
VALDEZ	5,138,030	1,754,330	53,825	46.30%	22,429	3,361,271			3,361,271
WRANGELL	2,933,490	531,989	4,360	55.76%	2,188	2,399,313			2,399,313
YAKUTAT	1,254,770	79,829	57,263	45.20%	23,295	1,151,646			1,151,646
YUKON FLATS	5,446,690	0	901,082	100.00%	810,974	4,635,716			4,635,716
YUKON/KOYUKUK	7,580,470	0	1,407,650	100.00%	1,266,885	6,313,585			6,313,585
YUPIIT	4,945,880	0	1,210,260	100.00%	1,089,234	3,856,646			3,856,646
STATE CCS	4,759,830	0	0	100.00%	0	3,093,890			3,093,890
MI. EDGE CUMBE	1,586,000	0	0	100.00%	0	1,586,000	140,301		1,726,301

TOTALS	\$743,968,810	\$109,590,663	\$64,460,688		\$44,260,743	\$588,451,464	\$20,710,074	\$1,175,311	\$610,336,848
Effects at 35% of Basic Need: North Slope, Valdez, Unalaska									3,886,260
									ESTIMATED PRIOR YEAR ADJUSTMENTS
									1,500,000
									EST FY94 FOUNDATION ENTITLEMENT
									\$615,723,108

ALASKA DEPARTMENT OF EDUCATION
PROJECTED FY94 FOUNDATION PROGRAM ENTITLEMENTS

1-28-93 File FOUND94-3 XLS

5 Mills or
43% of B.N.

	BASIC NEED \$61,000	REQUIRED LOCAL	ELIGIBLE PL81-874	PL81-874 PERCENT	DEDUCTIBLE PL81-874 @ 90%	PROJ FY94 FOUNDATION STATE AID	100% PL-874 FLOW THRU	PL-874 SPED ADD-ON	FOUND PL-874 TOTAL
ADAK	\$4,310,260	\$0	\$2,733,797	100.00%	\$2,460,417	\$1,849,843			21,849,843
ALASKA GATEWAY	5,042,260	0	537,832	100.00%	484,049	4,558,211			4,558,211
ALEUTIAN REGION	687,470	0	78,657	100.00%	70,791	616,679			616,679
ALEUTIANS EAST	4,180,330	434,295	734,753	56.60%	374,283	3,371,752			3,371,752
ANCHORAGE	229,823,600	55,772,494	10,919,004	83.84%	8,239,044	165,812,062	10,684,333	601,360	177,097,760
ANNETTE ISLANDS	2,544,920	0	1,428,095	100.00%	1,285,286	1,259,634			1,259,634
BERING STRAIT	18,583,650	0	4,847,977	100.00%	4,363,179	14,220,471			14,220,471
BRISTOL BAY	2,447,320	868,368	338,564	88.57%	269,880	1,309,072			1,309,072
CHATHAM	3,392,210	0	901,113	100.00%	811,002	2,581,208			2,581,208
CHUGACH	1,983,110	0	177,697	100.00%	159,927	1,823,183			1,823,183
COPPER RIVER	5,344,210	0	115,858	100.00%	104,281	5,239,929			5,239,929
CORDOVA	3,215,310	759,385	27,534	100.00%	24,781	2,431,144			2,431,144
CRAIG	2,262,490	254,771	24,915	86.54%	19,405	1,988,314			1,988,314
DELTA/GREELY	6,012,770	0	1,249,948	100.00%	1,124,953	4,887,817			4,887,817
DILLINGHAM	4,316,360	606,176	433,754	89.87%	350,833	3,359,351			3,359,351
FAIRBANKS	79,617,200	16,281,473	8,537,817	67.14%	5,159,061	58,176,666	8,525,648	498,562	67,200,876
GALENA	1,568,310	99,826	443,568	39.14%	156,251	1,312,233			1,312,233
HAINES	2,769,400	613,749	26,344	68.70%	16,288	2,139,363			2,139,363
HOONAH	1,926,990	114,066	331,303	26.24%	78,241	1,734,683			1,734,683
HYDABURG	1,092,510	28,682	26,452	27.17%	6,468	1,057,360			1,057,360
IDITAROD	5,541,850	0	821,128	100.00%	739,015	4,802,835			4,802,835
JUNEAU	30,073,000	7,834,926	37,788	64.88%	22,065	22,216,009			22,216,009
KAKE	1,386,530	84,756	387,271	69.73%	243,040	1,058,734			1,058,734
KASHUNAMIUT	2,107,550	0	600,833	100.00%	540,750	1,566,800			1,566,800
KENAI	56,992,910	17,324,113	132,956	65.57%	78,461	39,590,336			39,590,336
KETCHIKAN	14,172,740	4,669,437	17,371	70.04%	10,950	9,492,353			9,492,353
KLAWOCK	1,553,670	72,969	311,332	46.98%	131,637	1,348,064			1,348,064
KODIAK	16,665,810	4,146,514	1,359,787	100.00%	1,223,908	11,295,488	1,359,787	75,389	12,750,664
KUSPUK	5,647,990	0	399,355	100.00%	359,420	5,288,570			5,288,570
KUSKOYUK AND PENINSUL	6,636,800	342,149	1,379,425	28.19%	349,974	5,944,677			5,944,677
LOWER KUSKOKWIM	35,489,800	0	6,472,660	100.00%	5,825,394	29,664,406			29,664,406
LOWER YUKON	15,745,930	0	4,002,722	100.00%	4,142,450	11,603,480			11,603,480
MAT-SU	60,192,970	10,103,119	33,459	59.13%	17,806	50,072,045			50,072,045
NENANA	1,662,850	75,561	6,285	100.00%	5,657	1,581,642			1,581,642
NOME	5,241,730	633,157	62,916	86.32%	48,878	4,559,695			4,559,695
NORTH SLOPE	14,406,980	6,009,293	3,703,465	26.80%	893,276	7,504,411			7,504,411
NORTHWEST ARCTIC	17,517,370	1,634,656	3,167,484	67.03%	1,910,848	13,971,866			13,971,866
PELICAN	625,860	69,613	0	100.00%	0	556,247			556,247
PELICANSBURG	3,787,490	932,889	23,957	75.15%	16,203	2,838,398			2,838,398
PRIBILOF	2,067,290	0	523,846	100.00%	471,461	1,595,829			1,595,829
RAILBELT	3,350,120	0	37,580	100.00%	33,822	3,316,298			3,316,298
SITKA	9,420,840	2,587,383	231,921	73.89%	154,230	6,679,227			6,679,227
SKAGWAY	1,159,610	381,966	0	98.03%	0	777,644			777,644
SOUTHEAST	5,121,560	0	659,688	100.00%	593,719	4,527,841			4,527,841
SOUTHWEST	7,140,050	0	1,513,558	100.00%	1,362,202	5,777,848			5,777,848
ST. MARY'S	1,467,050	22,297	172,685	30.61%	47,573	1,397,180			1,397,180
TANANA	1,324,310	56,228	250,291	54.07%	121,799	1,146,283			1,146,283
UNALASKA	2,702,300	1,083,037	1,493	99.72%	1,340	1,617,923			1,617,923
VALDEZ	5,138,030	2,155,319	53,825	56.89%	27,559	2,955,152			2,955,152
WRANGELL	2,933,490	664,987	4,360	69.71%	2,735	2,265,768			2,265,768
YAKUTAT	1,254,770	99,786	57,263	56.50%	29,118	1,125,866			1,125,866
YUKON FLATS	5,446,690	0	901,082	100.00%	810,974	4,635,716			4,635,716
YUKON/KOYUKUK	7,580,470	0	1,407,650	100.00%	1,266,885	6,313,585			6,313,585
YUPIIT	4,945,880	0	1,210,260	100.00%	1,089,234	3,856,646			3,856,646
STATE CCS	4,759,830	0	0	100.00%	0	3,093,890			3,093,890
Mr. EDGE CUMBE	1,586,000	0	0	100.00%	0	1,586,000	140,301		1,726,301

TOTALS \$743,968,810 \$136,818,440 \$64,460,688 \$48,130,703 \$557,353,727 \$20,710,074 \$1,175,311 \$579,239,111

Entitlements at 43% of Basic Need: North Slope, Valdez, Unalaska

CONTRACTUAL 3,886,260
ESTIMATED PRIOR YEAR ADJUSTMENTS 1,500,000
EST FY94 FOUNDATION ENTITLEMENT \$584,625,371

ALASKA DEPARTMENT OF EDUCATION
PROJECTED FY94 FOUNDATION PROGRAM ENTITLEMENTS

1-28-93 File FOUN94-3 XLS

6 Mills or
50% of B.N.

	BASIC NEED \$61,000	REQUIRED LOCAL	ELIGIBLE PL81-874	PL81-874 PERCENT	DEDUCTIBLE PL81-874 @ 90%	PROJ FY94 FOUNDATION STATE AID	100% PL-874 FLOW THRU	PL-874 SPED ADD-ON	FOUND PL-874 TOTAL
ADAK	\$4,310,260	\$0	\$2,733,797	100.00%	\$2,460,417	\$1,849,843			\$1,849,843
ALASKA GATEWAY	5,042,260	0	537,832	100.00%	484,049	4,558,211			4,558,211
ALEUTIAN REGION	687,470	0	78,657	100.00%	70,791	616,679			616,679
ALEUTIANS EAST	4,180,330	521,154	734,753	67.92%	449,140	3,210,036			3,210,036
ANCHORAGE	229,823,600	66,926,993	10,919,004	100.00%	9,827,104	153,069,503	10,684,338	601,360	164,355,201
ANNETTE ISLANDS	2,544,920	0	1,428,095	100.00%	1,285,286	1,259,634			1,259,634
BERING STRAIT	18,583,650	0	4,847,977	100.00%	4,363,179	14,220,471			14,220,471
BRISTOL BAY	2,447,320	1,042,041	338,564	100.00%	304,708	1,100,571			1,100,571
CHATHAM	3,392,210	0	901,113	100.00%	811,002	2,581,208			2,581,208
CHUGACH	1,983,110	0	177,697	100.00%	159,927	1,823,183			1,823,183
COPPER RIVER	5,344,210	0	115,868	100.00%	104,281	5,239,929			5,239,929
CORDOVA	3,215,310	911,262	27,534	100.00%	24,781	2,279,267			2,279,267
CRAIG	2,262,490	305,725	24,915	100.00%	22,424	1,934,341			1,934,341
DELTA/GREELY	6,012,770	0	1,249,948	100.00%	1,124,953	4,887,817			4,887,817
DILLINGHAM	4,316,360	727,411	433,754	100.00%	390,379	3,198,570			3,198,570
FAIRBANKS	79,617,200	19,537,768	8,537,817	80.57%	6,191,027	53,888,405	8,525,648	498,562	62,912,615
GALENA	1,568,310	119,791	443,568	46.96%	187,470	1,261,049			1,261,049
HAINES	2,769,400	736,498	26,744	82.43%	19,544	2,013,358			2,013,358
HOONAH	1,926,990	136,879	331,303	31.48%	93,865	1,696,246			1,696,246
HYDABURG	1,092,510	34,418	26,452	32.60%	7,761	1,050,331			1,050,331
IDITAROD	5,541,850	0	821,128	100.00%	739,015	4,802,835			4,802,835
JUNEAU	30,073,000	9,401,911	37,788	77.86%	26,480	20,644,609			20,644,609
KAKE	1,386,530	101,707	387,271	83.68%	291,562	993,161			993,161
KASIIUNAMIUT	2,107,550	0	600,833	100.00%	540,750	1,566,800			1,566,800
KENAI	56,992,910	20,788,935	132,956	78.68%	94,149	36,109,826			36,109,826
KETCHIKAN	14,172,740	5,603,324	17,371	84.05%	13,140	8,556,276			8,556,276
KLAWOCK	1,553,670	88,763	311,332	56.38%	157,976	1,306,931			1,306,931
KODIAK	16,665,810	4,975,816	1,359,787	100.00%	1,223,808	10,466,186	1,359,787	75,389	11,901,362
KUSPUK	5,647,990	0	399,355	100.00%	359,420	5,288,570			5,288,570
KUSKOKWIM AND PENINSUL	6,636,800	410,579	1,379,425	33.82%	419,869	5,806,352			5,806,352
NORTH KUSKOKWIM	35,489,800	0	6,472,660	100.00%	5,825,394	29,664,406			29,664,406
LOWER YUKON	15,745,930	0	4,602,722	100.00%	4,142,450	11,603,480			11,603,480
MAT-SU	60,192,970	12,123,743	33,459	70.95%	21,365	48,047,862			48,047,862
NENANA	1,662,860	90,673	6,285	100.00%	5,657	1,566,530			1,566,530
NOME	5,241,730	759,788	62,916	100.00%	56,624	4,425,318			4,425,318
NORTH SLOPE	14,406,980	6,987,550	3,703,465	31.16%	1,038,600	6,380,830			6,380,830
NORTHWEST ARCTIC	17,517,370	1,961,587	3,167,484	80.43%	2,292,847	13,262,936			13,262,936
PELICAN	625,860	83,536	0	100.00%	0	542,324			542,324
PETERSBURG	3,787,490	1,119,466	23,957	90.18%	19,444	2,648,580			2,648,580
PRIBILOF	2,067,290	0	523,846	100.00%	471,461	1,595,829			1,595,829
RAILBELT	3,350,120	0	37,580	100.00%	33,822	3,316,298			3,316,298
SITKA	9,420,840	3,104,859	231,921	88.67%	185,080	6,130,901			6,130,901
SKAGWAY	1,159,610	458,359	0	100.00%	0	701,251			701,251
SOUTHEAST	5,121,560	0	659,688	100.00%	593,719	4,527,841			4,527,841
SOUTHWEST	7,140,050	0	1,513,558	100.00%	1,362,202	5,777,848			5,777,848
ST. MARY'S	1,467,050	26,756	172,685	36.73%	57,084	1,383,210			1,383,210
TANANA	1,324,310	67,474	250,291	64.88%	146,150	1,110,686			1,110,686
UNALASKA	2,702,300	1,259,345	1,493	100.00%	1,344	1,441,611			1,441,611
VALDEZ	5,138,030	2,506,185	53,825	66.15%	32,045	2,599,800			2,599,800
WRANGELL	2,933,490	797,984	4,360	83.65%	3,282	2,132,224			2,132,224
YAKUTAT	1,254,770	119,743	57,263	67.80%	34,942	1,100,085			1,100,085
YUKON FLATS	5,446,690	0	901,082	100.00%	810,974	4,635,716			4,635,716
YUKON/KOYUKUK	7,580,470	0	1,407,650	100.00%	1,266,885	6,313,585			6,313,585
YUPIIT	4,945,880	0	1,210,260	100.00%	1,089,234	3,856,646			3,856,646
STATE CCS	4,759,830	0	0	100.00%	0	3,093,890			3,093,890
MI. EDGE CUMEE	1,586,000	0	0	100.00%	0	1,586,000	140,301		1,726,301

TOTALS \$743,968,810 \$163,838,023 \$64,460,688 \$51,738,962 \$526,725,885 \$20,710,074 \$1,175,311 \$548,611,269

Contracts at 50% of Basic Need: North Slope, Valdez, Unalaska

CONTRACTUAL 3,886,260
ESTIMATED PRIOR YEAR ADJUSTMENTS 1,500,000
EST. FY94 FOUNDATION ENTITLEMENT \$553,997,529

ALASKA DEPARTMENT OF EDUCATION
 FY93 FOUNDATION PROGRAM BASED ON PROPOSED REVISIONS

1-13-93 File:PROP.CSA1.93.XLS

Proposed FY93 FOUNDATION STATE AID	Actual FY93 FOUNDATION STATE AID	Proposed less Actual
---------------------------------------------	-------------------------------------------	----------------------------

This is for discussion purposes only. Data is subject to adjustments.

ADAK	\$2,103,603	\$1,952,323	\$151,280
ALASKA GATEWAY	5,151,741	4,752,801	398,940
ALEUTIAN REGION	669,139	663,039	6,100
ALEUTIANS EAST	3,916,859	3,705,799	211,060
ANCHORAGE	175,637,384	175,223,414	473,970
ANNETTE ISLANDS	1,491,434	1,236,454	254,980
BERING STRAIT	13,784,321	13,600,711	183,610
BRISTOL BAY	1,668,801	1,592,551	76,250
CHATHAM	3,285,758	2,647,698	638,060
CHUGACH	1,767,673	1,667,023	100,650
COPPER RIVER	5,372,909	5,205,769	167,140
CORDOVA	2,696,140	2,599,760	96,380
CRAIG	2,351,280	2,043,840	307,440
DELTA/GREELY	5,125,717	4,928,077	197,640
DILLINGHAM	3,251,258	3,113,418	87,840
FAIRBANKS	62,716,125	61,736,465	979,660
GALENA	1,237,797	1,237,797	0
HAINES	2,388,201	2,249,731	138,470
HOONAH	2,040,332	1,844,522	195,810
HYDABURG	1,119,289	1,042,429	76,860
IDITAROD	5,244,475	4,802,835	441,640
JUNEAU	23,064,378	23,064,378	0
KAKE	1,323,167	1,165,787	157,380
KASHUNAMIUT	1,471,640	1,406,980	64,660
KENAI	41,780,305	40,419,395	1,360,910
KETCHIKAN	10,291,049	9,856,729	434,320
KLAWOCK	1,592,948	1,388,598	204,350
KODIAK	12,600,599	12,485,309	115,290
KUSPUK	5,106,180	5,106,180	0
LAKE AND PENINSULA	6,608,744	6,308,014	300,730
LOWER KUSKOKWIM	28,710,976	28,710,976	0
LOWER YUKON	11,917,630	11,199,660	717,970
MAT-SU	49,989,964	49,742,304	247,660
NENANA	1,730,832	1,636,892	93,940
NOME	4,833,197	4,833,197	0
NORTH SLOPE	8,859,245	8,625,005	234,240
NORTHWEST ARCTIC	14,470,622	14,470,622	0
PELICAN	595,046	558,446	36,600
PETERSBURG	3,361,121	3,018,911	342,210
PRIBILOF	1,645,849	1,487,249	158,600
RAILBELT	3,487,098	3,288,238	198,860
SITKA	7,478,362	7,181,292	297,070
SKAGWAY	989,799	928,189	61,610
SOUTHEAST	5,653,901	4,745,001	908,900
SOUTHWEST	5,305,708	5,001,928	303,780
ST. MARY'S	1,286,711	1,286,711	0
TANANA	1,096,502	1,076,372	20,130
UNALASKA	1,719,435	1,705,405	14,030
VALDEZ	3,597,719	3,387,879	209,840
WRANGELL	2,581,579	2,304,639	276,940
YAKUTAT	1,184,908	1,163,558	21,350
YUKON FLATS	4,817,496	4,817,496	0
YUKON/KOYUKUK	6,858,925	6,366,655	492,270
YUPIIT	3,815,776	3,815,776	0
TOTALS	\$582,907,647	\$570,450,227	\$12,457,420

PROJECT FY94 FOUNDATION PROGRAM
 CSSB62(CRA)

	Section 1 Req. Local at 50% of BN	Section 2 Less than 25	Section 3 Elem. Divisor	Section 4 Single Site to 900 ADM	Totals of CSSB62(CRA) Sections 1 through 4
ADAK	\$0	\$0	\$75,640	\$224,480	\$300,120
ALASKA GATEWAY	0	(382,470)	0	0	(382,470)
LEUTIAN REGION	0	(67,710)	0	45,750	(21,960)
ALEUTIANS EAST	0	(499,590)	0	0	(499,590)
ANCHORAGE	0	0	5,901,750	0	5,901,750
ANNETTE ISLANDS	0	0	0	165,310	165,310
BERING STRAIT	0	0	0	0	0
BRISTOL BAY	0	(154,940)	0	149,450	(5,490)
CHATHAM	0	(326,960)	0	0	(326,960)
CHUGACH	0	(363,560)	0	0	(363,560)
COPPER RIVER	0	(480,070)	0	0	(480,070)
CORDOVA	0	0	0	214,110	214,110
CRAIG	0	0	0	149,450	149,450
DELTA/GREELY	0	(92,720)	82,350	0	(10,370)
DILLINGHAM	0	0	0	253,150	253,150
FAIRBANKS	0	0	1,915,400	0	1,915,400
GALENA	0	0	0	147,620	147,620
HAINES	0	(167,140)	0	180,560	13,420
HOONAH	0	0	0	126,270	126,270
HYDABURG	0	0	0	105,530	105,530
IDITAROD	0	(789,340)	0	0	(789,340)
JUNEAU	0	0	667,340	0	667,340
KAKE	0	0	0	134,200	134,200
KASHUNAMIUT	0	0	0	194,590	194,590
KENAI	0	(378,810)	716,140	0	337,330
KETCHIKAN	0	0	212,890	0	212,890
KLAWOCK	0	0	0	150,670	150,670
KODIAK	0	(429,440)	245,830	0	(183,610)
KUSPIK	0	(302,560)	0	0	(302,560)
LAKE AND PENINSULA	0	(1,554,280)	0	0	(1,554,280)
LOWER KUSKOKWIM	0	(325,740)	183,610	0	(142,130)
LOWER YUKON	0	0	0	0	0
MAT-SU	0	(284,870)	859,490	0	574,620
NENANA	0	0	0	164,090	164,090
NOME	0	0	69,540	262,910	332,450
NORTH SLOPE	(2,096,265)	0	118,340	0	(1,977,925)
NORTHWEST ARCTIC	0	(261,690)	80,520	0	(181,170)
PELICAN	0	0	0	59,170	59,170
PETERSBURG	0	0	49,410	194,590	244,000
PRIBILOF	0	0	0	0	0
RAILBELT	0	0	0	0	0
SITKA	0	(223,260)	194,590	0	(28,670)
SKAGWAY	0	0	0	122,000	122,000
SOUTHEAST	0	(1,985,550)	0	0	(1,985,550)
SOUTHWEST	0	(319,640)	0	0	(319,640)
ST. MARY'S	0	0	0	132,980	132,980
TANANA	0	0	0	122,000	122,000
UNALASKA	(377,804)	0	0	187,270	(190,534)
VALDEZ	(770,705)	0	84,790	0	(685,915)
WRANGELL	0	0	29,890	152,500	182,390
YAKUTAT	0	0	0	120,170	120,170
YUKON FLATS	0	(875,350)	0	0	(875,350)
YUKON/KOYUKUK	0	(527,040)	0	0	(527,040)
YUPIIT	0	0	0	0	0
STATE CCS	0	0	240,340	0	240,340
Mt. EDGE CUMBE	0	0	0	0	0
TOTALS	(\$3,244,774)	(\$10,792,730)	\$11,727,860	\$3,758,820	\$1,449,176

Section 1 increases the required local effort for North Slope, Unalaska and Valdez from 35% of the prior years basic need to 50%.

Section 2 requires funding communities with less than 25 ADM to be funded as district correspondence students.

Section 3 changes the divisor for elementary instructional units from 17 to 16.

Section 4 adds a table for single site districts up to 900 ADM. Because of section 2, Aleutian Region, Bristol Bay and Haines Borough are now single sites districts.

Miss want

ALASKA DEPARTMENT OF EDUCATION
PROJECTED FY94 FOUNDATION PROGRAM
CSS862(CRA)

4-1-93 FILE: CSS862.XLS

	Section 1 Req. Local at 50% of EN	Section 2 Less than 25	Section 3 Elem. Divisor <i>16</i>	Section 4 Single Site to 900 ADM	Totals of CSS862(CRA) Sections 1 through 4
ADAK	\$0	\$0	\$75,840	\$224,480	\$300,120
ALASKA GATEWAY	0	(382,670)	0	0	(382,470)
ALEUTIAN REGION	0	(67,710)	0	45,750	(21,960)
ALEUTIANS EAST	0	(499,590)	0	0	(499,590)
ANCHORAGE	0	0	5,901,750	0	5,901,750
ANNETTE ISLANDS	0	0	0	165,310	165,310
BERING STRAIT	0	0	0	0	0
BRISTOL BAY	0	(164,940)	0	14,460	(6,490)
CHATHAM	0	(328,960)	0	0	(328,960)
CHUGACH	0	(363,560)	0	0	(363,560)
COPPER RIVER	0	(480,070)	0	0	(480,070)
CORDOVA	0	0	0	214,110	214,110
CRAIG	0	0	0	149,450	149,450
DELTA/GREELY	0	(92,720)	82,350	0	(10,370)
DILLINGHAM	0	0	0	253,150	253,150
FAIRBANKS	0	0	1,916,400	0	1,916,400
GALENA	0	0	0	147,620	147,620
HAINES	0	(187,140)	0	180,550	13,420
HOONAH	0	0	0	126,270	126,270
HYDABURG	0	0	0	105,530	105,530
IDITAROD	0	(789,340)	0	0	(789,340)
JUNEAU	0	0	667,340	0	667,340
KAKE	0	0	0	134,200	134,200
KASHUNAMIUT	0	0	0	194,590	194,590
KENAI	0	(378,810)	716,140	0	337,330
KETCHIKAN	0	0	212,890	0	212,890
KLAWOCK	0	0	0	150,670	150,670
KODIAK	0	(429,440)	245,830	0	(183,610)
KUSPUK	0	(302,560)	0	0	(302,560)
LAKE AND PENINSULA	0	(1,554,280)	0	0	(1,554,280)
LOWER KUSKOKWIM	0	(325,740)	183,610	0	(142,130)
LOWER YUKON	0	0	0	0	0
MAT-SU	0	(284,870)	850,490	0	574,620
NENANA	0	0	0	164,090	164,090
NOME	0	0	69,540	262,910	332,450
NORTH SLOPE	(2,096,265)	0	118,340	0	(1,977,925)
NORTHWEST ARCTIC	0	(281,690)	80,520	0	(181,170)
PELICAN	0	0	0	59,170	59,170
PETERSBURG	0	0	49,410	194,590	244,000
PRIBILOF	0	0	0	0	0
RAILBELT	0	0	0	0	0
SITKA	0	(223,260)	194,590	0	(28,670)
SKAGWAY	0	0	0	122,000	122,000
SOUTHEAST	0	(1,985,550)	0	0	(1,985,550)
SOUTHWEST	0	(319,640)	0	0	(319,640)
ST. MARY'S	0	0	0	132,980	132,980
TANANA	0	0	0	122,000	122,000
UNALASKA	(377,804)	0	0	187,270	(190,534)
VALDEZ	(770,705)	0	84,790	0	(685,915)
WRANGELL	0	0	29,890	152,500	182,390
YAKUTAT	0	0	0	120,170	120,170
YUKON FLATS	0	(875,350)	0	0	(875,350)
YUKON/KOYUKUK	0	(527,040)	0	0	(527,040)
YUPIIT	0	0	0	0	0
STATE CCS	0	0	240,340	0	240,340
Mr. EDGECUMBE	0	0	0	0	0
TOTALS	(\$3,244,774)	(\$10,792,730)	\$11,727,860	\$3,758,820	\$1,449,176

Section 1 increases the required local effort for North Slope, Unalaska and Valdez from 35% of the prior years basis need to 50%.

Section 2 requires funding communities with less than 25 ADM to be funded as district correspondence students.

Section 3 changes the divisor for elementary instructional units from 17 to 16.

Section 4 adds a table for single site districts up to 900 ADM. Because of section 2, Aleutian Region, Bristol Bay and Haines Borough are now single site districts.

ALASKA DEPARTMENT OF EDUCATION
 PROJECTED FY94 FOUNDATION PROGRAM
 CSSB62(CRA)

4-1-93 FILE: CSSB62.XLS

	Section 1 Req. Local at 50% of BN	Section 2 Less than 18	Section 3 Elem. Divisor	Section 4 Single Site to 900 ADM	Total of CSSB62(CRA) Sections 1 through 4
ADAK	\$0	\$0	\$75,840	\$224,480	\$300,120
ALASKA GATEWAY	0	(222,650)	0	0	(222,650)
ALEUTIAN REGION	0	(67,710)	0	45,750	(21,960)
ALEUTIANS EAST	0	(106,140)	0	0	(106,140)
ANCHORAGE	0	0	5,901,750	0	5,901,750
ANNETTE ISLANDS	0	0	0	165,310	165,310
BERING STRAIT	0	0	0	0	0
BRISTOL BAY	0	(154,940)	0	149,450	(5,490)
CHATHAM	0	(326,960)	0	0	(326,960)
CHUGACH	0	(194,590)	0	0	(194,590)
COPPER RIVER	0	(111,020)	0	0	(111,020)
CORDOVA	0	0	0	214,110	214,110
CRAIG	0	0	0	149,450	149,450
DELTA/GREELY	0	(92,720)	82,350	0	(10,370)
DILLINGHAM	0	0	0	253,150	253,150
FAIRBANKS	0	0	1,915,400	0	1,915,400
GALENA	0	0	0	147,620	147,620
HAINES	0	0	0	0	0
HOONAH	0	0	0	126,270	126,270
HYDABURG	0	0	0	105,530	105,530
IDITAROD	0	(603,250)	0	0	(603,250)
JUNEAU	0	0	667,340	0	667,340
KAKE	0	0	0	134,200	134,200
KASHUNAMIUT	0	0	0	194,590	194,590
KENAI	0	(147,010)	718,140	0	569,130
KETCHIKAN	0	0	212,890	0	212,890
KLAWOCK	0	0	0	150,670	150,670
KODIAK	0	(362,950)	245,830	0	(117,120)
KUSPUK	0	(302,560)	0	0	(302,560)
LAKE AND PENINSULA	0	(321,470)	0	0	(321,470)
LOWER KUSKOKWIM	0	(48,800)	134,610	0	134,810
LOWER YUKON	0	0	0	0	0
MAT-SU	0	(83,570)	859,400	0	775,920
NENANA	0	0	0	164,090	164,090
NOME	0	0	69,540	262,910	332,450
NORTH SLOPE	(2,096,266)	0	118,340	0	(1,977,926)
NORTHWEST ARCTIC	0	0	80,520	0	80,520
PELICAN	0	0	0	59,170	59,170
PETERSBURG	0	0	49,410	194,590	244,000
PRIBILOF	0	0	0	0	0
RAILBELT	0	0	0	0	0
SITKA	0	(223,260)	194,590	0	(28,670)
SKAGWAY	0	0	0	122,000	122,000
SOUTHEAST	0	(924,150)	0	0	(924,150)
SOUTHWEST	0	(149,450)	0	0	(149,450)
ST. MARY'S	0	0	0	132,980	132,980
TANANA	0	0	0	122,000	122,000
UNALASKA	(377,804)	0	0	187,270	(190,534)
VALDEZ	(770,706)	0	84,790	0	(685,916)
WRANGELL	0	0	29,890	152,500	182,390
YAKUTAT	0	0	0	120,170	120,170
YUKON FLATS	0	(168,530)	0	0	(168,530)
YUKON/KOYUKUK	0	(120,170)	0	0	(120,170)
YUPIIT	0	0	0	0	0
STATE CSS	0	0	240,340	0	240,340
ML EDGECUMBE	0	0	0	0	0
TOTALS	(\$3,244,774)	(\$4,629,900)	\$11,727,860	\$3,578,260	\$7,431,448

Section 1 increases the required local effort for North Slope, Unalaska and Valdez from 35% of the prior years basic need to 50%.

Section 2 requires funding communities with less than 25 ADM to be funded as district correspondence students.

Section 3 changes the divisor for elementary instructional units from 17 to 16.

Section 4 adds a table for single site districts up to 900 ADM. Because of section 2, Aleutian Region and Bristol Bay are now single site districts.

ALASKA DEPARTMENT OF EDUCATION
PROJECTED FY94 FOUNDATION PROGRAM
CS8862(CRA)

3-31-93 FILE: CSS862.XLS

Section 1 Req. Local at 50% of BN	Section 2 Less than 25	Section 3 Elem. Divisor of <i>16</i>	Section 4 Single Site to 900 ADM	Totals of CSS862(CRA) Sections 1 through 4
-----------------------------------------	---------------------------	--------------------------------------------	----------------------------------------	-----------------------------------------------

ADAK	\$0	\$0	\$75,640	\$224,480	\$300,120
ALASKA GATEWAY	0	(382,470)	0	0	(382,470)
ALEUTIAN REGION	0	(67,710)	0	45,750	(21,960)
ALEUTIANS EAST	0	(489,590)	0	0	(489,590)
ANCHORAGE	0	0	5,901,750	0	5,901,750
ANNETTE ISLANDS	0	0	0	165,310	165,310
BERING STRAIT	0	0	0	0	0
BRISTOL BAY	0	(164,940)	0	149,450	(15,490)
CHATHAM	0	(328,960)	0	0	(328,960)
CHUGACH	0	(363,560)	0	0	(363,560)
COPPER RIVER	0	(480,070)	0	0	(480,070)
CORDOVA	0	0	0	214,110	214,110
CRAIG	0	0	0	149,450	149,450
DELTA/GREELY	0	(02,720)	82,350	0	(10,370)
DILLINGHAM	0	0	0	253,150	253,150
FAIRBANKS	0	0	1,915,400	0	1,915,400
GALENA	0	0	0	147,620	147,620
HAINES	0	(167,140)	0	180,560	13,420
HOOHAH	0	0	0	128,270	128,270
HYDABURG	0	0	0	105,530	105,530
IDITAROD	0	(789,340)	0	0	(789,340)
JUNEAU	0	0	667,340	0	667,340
KAKE	0	0	0	134,200	134,200
KASHUNAMIOT	0	0	0	194,590	194,590
KENAI	0	(378,810)	716,140	0	337,330
KETCHIKAN	0	0	212,890	0	212,890
KLAWOCK	0	0	0	150,670	150,670
KODIAK	0	(262,950)	245,830	0	(17,120)
KUSPUK	0	(302,560)	0	0	(302,560)
LAKE AND PENINSULA	0	(1,554,280)	0	0	(1,554,280)
LOWER KUSKOKWIM	0	(325,740)	183,810	0	(142,130)
LOWER YUKON	0	0	0	0	0
MAT-SU	0	(284,870)	850,490	0	574,820
NENANA	0	0	0	164,090	164,090
NOME	0	0	69,540	262,910	332,450
NORTH SLOPE	(2,096,265)	0	118,340	0	(1,977,925)
NORTHWEST ARCTIC	0	(261,690)	80,620	0	(181,170)
PELICAN	0	0	0	59,170	59,170
PETERSBURG	0	0	49,410	194,590	244,000
PRIBILOF	0	0	0	0	0
RAILBELT	0	0	0	0	0
SITKA	0	(223,260)	194,590	0	(28,670)
SKAGWAY	0	0	0	122,000	122,000
SOUTHEAST	0	(1,985,550)	0	0	(1,985,550)
SOUTHWEST	0	(319,640)	0	0	(319,640)
ST. MARYS	0	0	0	132,980	132,980
TANANA	0	0	0	122,000	122,000
UNALASKA	(377,804)	0	0	187,270	(190,534)
VALDEZ	(770,705)	0	84,790	0	(685,915)
WRANGELL	0	0	29,800	152,500	182,390
YAKUTAT	0	0	0	120,170	120,170
YUKON FLATS	0	(875,350)	0	0	(875,350)
YUKON/KOYUKUK	0	(527,040)	0	0	(527,040)
YUPIIT	0	0	0	0	0
STATE CCS	0	0	240,340	0	240,340
MT. EDGE CUMBE	0	0	0	0	0
TOTALS	(3,244,774)	(510,725,240)	\$11,727,860	\$3,758,820	\$1,515,668

Section 1 increases the required local effort for North Slope, Unalaska and Valdez from 35% of the prior years basic need to 50%.

Section 2 requires funding communities with less than 25 ADM to be funded as district correspondence students.

Section 3 changes the divisor for elementary instructional units from 17 to 16.

Section 4 adds a table for single site districts up to 900 ADM. Because of section 2, Aleutian Region, Bristol Bay and Haines Borough are now single sites.

	Section 1 Req. Local at 50% of BN	Section 2 Less than 25	Section 3 Elem. Divisor	Section 4 Single Site to 900 ADM	Totals of CSSB62(CRA) Sections 1 through 4
ADAK	\$0	\$0	\$75,640	\$224,480	\$300,120
ALASKA GATEWAY	0	(382,470)	0	0	(382,470)
ALEUTIAN REGION	0	(67,710)	0	45,750	(21,960)
ALEUTIANS EAST	0	(499,590)	0	0	(499,590)
ANCHORAGE	0	0	5,901,750	0	5,901,750
ANNETTE ISLANDS	0	0	0	165,310	165,310
BERING STRAIT	0	0	0	0	0
BRISTOL BAY	0	(154,940)	0	149,450	(5,490)
CHATHAM	0	(326,960)	0	0	(326,960)
CHUGACH	0	(363,560)	0	0	(363,560)
COPPER RIVER	0	(480,070)	0	0	(480,070)
CORDOVA	0	0	0	214,110	214,110
CRAIG	0	0	0	149,450	149,450
DELTA/GREELY	0	(92,720)	82,350	0	(10,370)
DILLINGHAM	0	0	0	253,150	253,150
FAIRBANKS	0	0	1,915,400	0	1,915,400
GALENA	0	0	0	147,620	147,620
HAINES	0	(167,140)	0	180,560	13,420
HOONAH	0	0	0	126,270	126,270
HYDABURG	0	0	0	105,530	105,530
IDITAROD	0	(789,340)	0	0	(789,340)
JUNEAU	0	0	667,340	0	667,340
KAKE	0	0	0	134,200	134,200
KASHUNAMIUT	0	0	0	194,590	194,590
KENAI	0	(378,810)	716,140	0	337,330
KETCHIKAN	0	0	212,890	0	212,890
KLAWOCK	0	0	0	150,670	150,670
KODIAK	0	(429,440)	245,830	0	(183,610)
KUSPUK	0	(302,560)	0	0	(302,560)
LAKE AND PENINSULA	0	(1,554,280)	0	0	(1,554,280)
LOWER KUSKOKWIM	0	(325,740)	183,610	0	(142,130)
LOWER YUKON	0	0	0	0	0
MAT-SU	0	(284,870)	859,490	0	574,620
NENANA	0	0	0	164,090	164,090
NOME	0	0	69,540	262,910	332,450
NORTH SLOPE	(2,096,265)	0	118,340	0	(1,977,925)
NORTHWEST ARCTIC	0	(261,690)	80,520	0	(181,170)
PELICAN	0	0	0	59,170	59,170
PETERSBURG	0	0	49,410	194,590	244,000
PRIBILOF	0	0	0	0	0
RAILBELT	0	0	0	0	0
SITKA	0	(223,260)	194,590	0	(28,670)
SKAGWAY	0	0	0	122,000	122,000
SOUTHEAST	0	(1,985,550)	0	0	(1,985,550)
SOUTHWEST	0	(319,640)	0	0	(319,640)
ST. MARY'S	0	0	0	132,980	132,980
TANANA	0	0	0	122,000	122,000
UNALASKA	(377,804)	0	0	187,270	(190,534)
VALDEZ	(770,705)	0	84,790	0	(685,915)
WRANGELL	0	0	29,890	152,500	182,390
YAKUTAT	0	0	0	120,170	120,170
YUKON FLATS	0	(875,350)	0	0	(875,350)
YUKON/KOYUKUK	0	(527,040)	0	0	(527,040)
YUPIIT	0	0	0	0	0
STATE CCS	0	0	240,340	0	240,340
Mt. EDGE CUMBE	0	0	0	0	0
TOTALS	(\$3,244,774)	(\$10,792,730)	\$11,727,860	\$3,758,820	\$1,449,176

Section 1 increases the required local effort for North Slope, Unalaska and Valdez from 35% of the prior years basic need to 50%.

Section 2 requires funding communities with less than 25 ADM to be funded as district correspondance students.

Section 3 changes the divisor for elementary instructional units from 17 to 16.

Section 4 adds a table for single site districts up to 900 ADM. Because of section 2, Aleutian Region, Bristol Bay and Haines Borough are now single sites districts.

CENTRALIZED CORRESPONDENCE SCHOOL 1993-94 Fact Sheet

Primary Reasons Students Select CCS

- 30%—Parental Choice
 - To be able to teach their children and provide individualized instruction
- 23%—Local School Does Not Satisfy Their Needs
 - Local school is not meeting a perceived need or concern such as class size, behavior, drugs, or curriculum.
- 22%—Personal Issues/Travel
 - A variety of personal issues such as pregnancy, medical need, age, marital status or employment (12%)
 - Traveling outside of Alaska for a period of time (10%)
- 15%—Lack of Access
 - Residence is in a rural location.
- 10%—Religious Reasons
 - To meet their personal religious values

Excellent Student Outcomes

- The school was recognized by the United States Office of Education in 1983 for the excellent achievement of students as demonstrated on standardized tests and student data.
- 4th, 6th, and 8th grade students continue to test at or above the national norm on the Iowa Test of Basic Skills (ITBS) required by the State of Alaska.
- Parents report improved student achievement:

"I have seen dramatic changes in my daughter. She has gained self-discipline and is very proud of herself."

Accreditation

Centralized Correspondence School is accredited by the Northwest Association of Schools and Colleges. It meets all the standards for schools in the seven Northwest States.

Climbing Student Enrollment

CCS enrollment has continued to increase. There was a 25% increase in student enrollment for the 1993-94 school year.

Actual Student Count

	Elementary	Secondary	Total
1991	571	640	1,211
1992	588	720	1,308
1993	648	1,026	1,674

Minority students make up 12% of the total student population.

FTE= Full Time Equivalent Students

Fiscal Year	K-6 Elementary FTE	7-12 Secondary FTE	Total FTE	% Enrolled Secondary
FY90	497.41	305.11	802.51	38%
FY91	566.51	409.29	975.80	42%
FY92	556.98	408.86	965.84	42%
FY93	608.37	519.96	1,128.33	46%
FY94	735.47	684.14	1,419.61	48%

Figures do not include summer school enrollment.

Cost-Effective Budget

The CCS Funding Per FTE for 1992-93: \$2,445.00
 The CCS Funding Per FTE for 1993-94: \$2,419.00

STATEWIDE Funding Per FTE FY92: \$7,335.00
(from Profiles of Alaska Public Schools)

Efficient Delivery System

PARENTS play a key role in the delivery of the instruction. They are guided by 24 certified teachers who produce courses and materials used to deliver instruction. The school publishes and ships the materials to the students. In addition, the school maintains an 8,500 square foot warehouse for the storage and distribution of materials. School districts purchased over \$90,000 of materials from CCS for their local programs in FY93.

CENTRALIZED CORRESPONDENCE SCHOOL Foundation Funding Formula

100% of the Elementary Formula

		Instructional Unit Value	FTE Per Student
1981-82	Allotment Per Instructional Unit	\$38,590	\$2,378
1982-83	Allotment Per Instructional Unit	\$42,450	\$2,606
1983-84	Funding/Average Daily Membership	n/a	\$3,310
1984-85	Funding/Average Daily Membership	n/a	\$3,442
1985-86	Funding/Average Daily Membership	n/a	\$3,442
1986-87	A new formula was created	\$38,192 (Pro-Rated)	\$2,281

65% of the Elementary Formula

* 1987-88	Allotment Per Instructional Unit	\$60,000	\$2,428
1988-89	Allotment Per Instructional Unit	\$60,000	\$2,384
1989-90	Allotment Per Instructional Unit	\$60,000	\$2,382
1990-91	Allotment Per Instructional Unit	\$60,000	\$2,358
** 1991-92	Allotment Per Instructional Unit	\$60,000	\$2,355
1992-93	Allotment Per Instructional Unit	\$61,000	\$2,445
1993-94	Allotment Per Instructional Unit	\$61,000	\$2,419

* Summer School by Mail program was initiated. ** Summer School by Mail limited to Seniors only.

FTE= Full time equivalent. Secondary high school students are considered full time if they are enrolled in four or more courses per semester. The instructional unit value is established by the Legislature.

FOUNDATION FUNDING FORMULA = Schools receive funding based on a formula. There is one formula for elementary students (K-6) and another for secondary students (7-12). Currently, all CCS secondary students are counted under the elementary funding formula. They are the only secondary public school students in the State not counted under the secondary formula. The secondary formula generates more funding to meet the costs of providing a secondary program.

Progressive History

CCS is a public school which offers an alternative for Alaska students.

1939-50s: The Territory started a correspondence program for rural residents in 1939. Courses were purchased from Calvert School in Maryland and the University of Nebraska. Parents were required to pay a deposit fee for course materials.

1960s: The first CCS elementary teacher was hired to provide instruction. The first Alaskan courses were developed and published primarily for elementary students. Teachers were paid by the lessons corrected.

1970s: The Legislature opened enrollment in CCS to all Alaskans, not just students in rural areas. There was no age limit established. School districts were given the option of providing a local correspondence program. Secondary student enrollment increased. Additional secondary teaching staff was hired and secondary courses and materials were developed. Library and counseling services were added to meet Northwest Accreditation Standards.

1980s: The school was recognized by the United States Office of Education as being an exemplary program. Student achievement was one of the major factors evaluated. The school continued to develop and revise courses to ensure the most relevant program was being provided. In 1987, Summer School by Mail was offered to all Alaskan students in grades 3-12.

1990 to Present: The summer program grew to over 4,500 students and two-thirds of the students served were secondary. The summer school program was cut and limited only to seniors in FY92. Enrollment in the regular program continues to climb and increased by 25% in FY94. This reflects a nationwide trend in alternative schools that offer parents and students quality choices. The name of the school was officially changed to Alyeska Central School by the State Board of Education in 1993. It was changed because the military did not recognize diplomas from schools that included the word correspondence.

Alyeska Central School
Alaska's Centralized Correspondence School
Elementary Student Enrollment by District

SCHOOL DISTRICT	GRADE LEVEL							TOTAL
	K	1	2	3	4	5	6	
Adak Region Schools	1				1		1	3
Alaska Gateway Schools*	1				1	3	2	7
Aleutian Region Schools							2	2
Aleutians East Borough Schools*		1		1			1	3
Anchorage Schools	50	38	25	37	45	34	47	276
Annette Island Schools*		1				1		2
Bering Strait Schools							4	4
Bristol Bay Borough Schools								0
Chatham Schools			1	1			2	4
Chugach Schools*							1	1
Copper River Schools	2	3	4	1	2		6	18
Cordova City Schools	1	2	2	2			1	8
Craig City Schools		3			1			4
Delta/Greely Schools*		1			1			2
Denali Borough Schools								0
Dillingham City Schools		1			1			2
Fairbanks NSB Schools	10	5	1	4	6	8	15	49
Galena City Schools								0
Haines Borough Schools					3	1	1	5
Hoonah City Schools					3	1		4
Hydaburg City Schools								0
Iditarod Area Schools*								0
Juneau City Schools	6	5	1	8	3	4	11	38
Kake City Schools								0
Kashunamiut Schools								0
Kenai Peninsula Borough Schools	14	8	7	10	6	7	11	63
Ketchikan Gateway Borough Schools		2	2		1			5
Klawock City Schools			1					1
Kodiak Island Borough Schools	4		1	1		1	3	10
Kuspuk Schools*							1	1
Lake/Peninsula Borough Schools			1	1	1		1	4
Lower Kuskokwim Schools*						2	6	8
Lower Yukon Schools*						4	8	12
Matanuska-Susitna Borough Schools	8	6	7	10	9	11	12	63

* Refers to REAA District

Alyeska Central School
Alaska's Centralized Correspondence School
Elementary Student Enrollment by District

	GRADE LEVEL							TOTAL
	K	1	2	3	4	5	6	
Nenana City Schools		2		1				3
Nome City Schools	1		1	2	2	1	1	8
North Slope Borough Schools							1	1
Northwest Arctic Borough Schools			1		1		3	5
Pelican City Schools								0
Petersburg City Schools		1	2	1	1			5
Pribilof Schools*				1				1
Sitka Borough Schools	1	1	1		2	2	3	10
Skagway City Schools								0
Southeast Island Schools*	1	1	1	1	2	2	3	11
Southwest Region Schools*								0
St. Mary's Schools								0
Tanana Schools								0
Unalaska City Schools								0
Valdez City Schools	2	1	1	1	1	1	2	9
Wrangell City Schools	1	1	1	1				4
Yakutat City Schools								0
Yukon Flats Schools*				2		2	8	12
Yukon/Koyukuk Schools*								0
Yupit Schools*								0
Total Elementary Enrollment	103	83	61	86	93	85	157	668

	K	1	2	3	4	5	6	TOTAL
REAA School Districts	2	4	1	5	4	14	27	57
School Districts	101	79	60	81	89	71	130	611
								668

Primary Reasons Students Select ACS

- 30% Parental Choice
- 23% Local School Does Not Satisfy Their Needs
- 22% Personal Issues/Travel
- 15% Lack of Access
- 10% Religious Reasons

* Refers to REAA District

Alyeska Central School
Alaska's Centralized Correspondence School
Secondary Student Enrollment by District

SCHOOL DISTRICT	GRADE LEVEL						TOTAL
	7	8	9	10	11	12	
Adak Region Schools						2	2
Alaska Gateway Schools*			2			1	3
Aleutian Region Schools				1		1	2
Aleutians East Borough Schools*				1			1
Anchorage Schools	60	51	102	55	48	32	348
Annette Island Schools*		1					1
Bering Strait Schools							0
Bristol Bay Borough Schools							0
Chatham Schools	1			1	1	2	5
Chugach Schools*		1		1			2
Copper River Schools		2	1	1			4
Cordova City Schools	1					1	2
Craig City Schools		1	3	2	2	1	9
Delta/Greely Schools*	1	1	4				6
Denali Borough Schools		1	1	1			3
Dillingham City Schools							0
Fairbanks NSB Schools	1	2	16	11	7	6	43
Galena City Schools							0
Haines Borough Schools	3	2	3	2	1		11
Hoonah City Schools							0
Hydaburg City Schools						1	1
Iditarod Area Schools*				1		1	2
Juneau City Schools	4	10	14	24	12	22	86
Kake City Schools							0
Kashunamiut Schools							0
Kenai Peninsula Borough Schools	6	5	16	14	4	3	48
Ketchikan Gateway Borough Schools		1	1		1		3
Klawock City Schools							0
Kodiak Island Borough Schools		2	2				4
Kuspuk Schools*							0
Lake/Peninsula Borough Schools				1		1	2
Lower Kuskokwim Schools*	1	2		1	1	1	6
Lower Yukon Schools*							0
Matanuska-Susitna Borough Schools	5	4	12	4	5	6	36

* Refers to REAA District

Alyeska Central School
Alaska's Centralized Correspondence School
Secondary Student Enrolment by District

	GRADE LEVEL						TOTAL
	7	8	9	10	11	12	
Nenana City Schools			1	1	1		3
Nome City Schools	1						1
North Slope Borough Schools			1	1		1	3
Northwest Arctic Borough Schools			1	1			2
Pelican City Schools							0
Petersburg City Schools			1	1	1	2	5
Pribilof Schools*				1			1
Sitka Borough Schools	1	1	6	3	5	2	18
Skagway City Schools				1			1
Southeast Island Schools*	1	2	3	2	2	2	12
Southwest Region Schools*							0
St. Mary's Schools							0
Tanana Schools							0
Unalaska City Schools							0
Valdez City Schools		1	3	1		1	6
Wrangell City Schools	2	1	1	1			5
Yakutat City Schools							0
Yukon Flats Schools*							0
Yukon/Koyukuk Schools*						1	1
Yupiit Schools*							0
TOTALS	88	91	194	134	91	90	688

	7	8	9	10	11	12	TOTAL
REAA School Districts	3	7	9	7	3	6	35
School Districts	85	84	185	127	88	84	653
							688

**SECONDARY FOUNDATION FORMULA
COST ANALYSIS**

The formula costs to the State to provide
a secondary program to 740 students
in a local school district (100% funding). \$ 3,630,110

The formula costs to the State to provide
a secondary program to 740 students
through Centralized Correspondence School
(65% funding). \$ 2,359,572

Savings to the State \$ 1,270,538

ALASKA DEPARTMENT OF EDUCATION
PROJECTED FY95 FOUNDATION PROGRAM

The Department of Education has not verified the unit computations submitted by the local school districts. 2/3/94 FILE: PRNO874.XLS

Unit Value >>>>	Current Formula		Formula Without PL874 Deduct
	Gov.'s Funding Level		Gov.'s Funding Level
	Estimated Proration \$59,855	Estimated Proration \$56,390	Without PL874 Deduct less \$59,855 Unit Value
ADAK	\$457,899	\$2,596,760	\$2,138,861
ALASKA GATEWAY	4,763,663	4,918,464	155,801
ALEUTIAN REGION	534,110	567,847	33,737
ALEUTIANS EAST	3,495,870	3,495,753	(117)
ANCHORAGE	190,992,287	184,185,046	(6,807,241)
ANNETTE ISLANDS	1,253,320	2,333,418	1,080,098
BERING STRAIT	14,315,505	17,405,337	3,089,832
BRISTOL BAY	1,507,632	1,556,150	48,518
CHATHAM	2,192,811	2,804,839	612,028
CHUGACH	1,653,897	1,700,159	46,262
COPPER RIVER	4,932,014	4,737,888	(194,126)
CORDOVA	2,473,087	2,304,929	(168,158)
CRAIG	2,102,893	1,983,398	(119,495)
DELTA/GREELY	5,071,869	5,794,636	722,767
DENALI	2,905,047	2,751,387	(153,660)
DILLINGHAM	3,145,033	3,202,924	57,891
FAIRBANKS	70,691,981	70,360,447	(331,534)
GALENA	1,380,942	1,404,394	23,452
HAINES	2,082,824	1,953,124	(139,700)
HOONAH	1,943,074	1,868,169	(74,905)
HYDABURG	993,801	947,162	(46,639)
IDITAROD	4,745,844	5,129,798	383,854
JUNEAU	22,002,795	20,373,786	(1,629,009)
KAKE	1,209,661	1,238,759	29,098
KASHUNAN UT	1,865,566	2,065,566	200,000
KENAI	43,884,298	40,610,700	(3,273,598)
KETCHIKAN	9,464,804	8,701,742	(763,062)
KLAWOCK	1,428,941	1,484,725	55,784
KODIAK	13,938,641	14,147,060	208,419
KUSPUK	4,938,863	5,203,179	344,316
LAKE AND PENN.	6,573,827	6,448,258	(125,569)
LOWER KUSKOKWIM	29,458,211	32,969,541	3,511,330
LOWER YUKON	12,476,509	15,471,160	2,994,651
MATSU	54,224,986	50,622,440	(3,602,546)
NENANA	1,584,603	1,492,211	(92,392)
NOME	4,841,248	4,554,183	(287,065)
NORTH SLOPE	9,410,086	9,217,460	(192,626)
NORTHWEST ARCTIC	15,466,451	15,984,803	518,352
PELICAN	533,991	499,826	(34,165)
PETERSBURG	3,016,797	2,807,232	(209,565)
PRIBILOF	1,573,580	1,904,854	331,274
SITKA	6,284,507	5,900,728	(383,781)
SKAGWAY	796,029	729,189	(66,840)
SOUTHEAST	4,238,287	4,515,711	277,424
SOUTHWEST	5,765,264	6,652,328	887,064
ST. MARY'S	1,207,405	1,196,888	(10,517)
TANANA	1,094,338	1,115,622	21,284
UNALASKA	1,901,183	1,736,667	(164,516)
VALDEZ	3,211,153	2,944,088	(267,065)
WRANGELL	2,476,253	2,303,045	(173,208)
YAKUTAT	1,195,486	1,133,024	(62,462)
YUKON FLATS	4,981,703	5,410,057	428,354
YUKON/KOYUKUK	6,649,754	7,398,932	749,178
YUPIIT	3,797,995	4,559,132	761,137
STATE CCS	3,532,253	3,327,771	(204,482)
MI. EDGE CUMBE	1,662,837	1,571,396	(91,441)
TOTALS	610,333,808	610,375,090	41,282
CONTRACTUAL	3,886,260	3,886,200	0
EST. PRIOR YEAR ADJUSTMENTS	1,503,032	1,461,750	(41,282)
EST. FY95 FOUNDATION	\$615,723,100	\$615,723,100	\$0

ALASKA DEPARTMENT OF EDUCATION
PROJECTED FY95 FOUNDATION PROGRAM

UNIT VALUE >>> FY95	\$61,000	\$59,855	\$56,390	FY94 Budgeted Local Revenue	No PLB74 Deduc Loss FY94 Budgeted	
	Maximum Local Contribution					
Current Formula Required Local	Current Formula 100% funding	Current Formula Gov.'s Budget	No PLB74 Deduc Gov.'s Budget			
ALEUTIANS EAST	\$354,556	\$1,312,524	\$1,294,543	\$1,240,127	\$914,731	\$325,396
ANCHORAGE	46,286,976	100,732,215	99,710,251	96,617,583	69,545,000	27,072,583
BRISTOL BAY	725,389	1,293,043	1,282,388	1,250,143	1,093,726	156,417
CORDOVA	699,530	1,447,048	1,433,017	1,390,556	964,000	426,556
CRAIG	230,473	781,291	770,952	739,663	271,618	468,045
DENALI	290,290	1,047,068	1,032,863	989,876	249,756	740,120
DILLINGHAM	508,666	1,432,121	1,414,787	1,362,332	655,500	706,832
FAIRBANKS	13,508,127	32,044,844	31,696,900	30,643,954	26,745,000	3,898,954
GALENA	77,535	446,243	439,322	418,379	253,573	164,806
HAINES	497,022	1,106,626	1,095,183	1,060,556	1,033,000	27,556
HOONAH	92,511	580,334	571,177	543,467	534,460	9,007
HYDABURG	22,746	264,062	259,532	245,825	34,000	211,825
JUNEAU	6,297,556	12,933,465	12,808,906	12,431,965	13,046,000	(614,035)
KAKE	68,925	394,281	388,174	369,692	207,453	162,239
KENAI	13,501,144	26,964,332	26,711,621	25,946,868	26,395,416	(448,546)
KETCHIKAN	3,817,402	6,932,202	6,873,736	6,696,805	6,669,993	26,812
KLAWOCK	59,233	443,374	436,164	414,343	67,000	347,343
KODIAK	3,374,472	7,358,852	7,284,063	7,057,737	4,647,120	2,410,617
LAKE AND PENINSULA	273,430	1,945,806	1,914,415	1,819,418	1,166,195	652,223
MAT-SU	8,151,165	22,774,213	22,499,731	21,669,094	15,652,925	6,016,169
NENANA	58,514	444,339	437,097	415,181	67,449	347,732
NOME	471,030	1,746,294	1,722,732	1,651,429	1,025,149	626,280
NORTH SLOPE	5,042,443	29,362,718	29,362,718	29,362,718	23,458,705	5,904,013
NORTHWEST ARCTIC	1,229,936	5,513,014	5,432,619	5,189,326	1,904,920	3,284,406
PELICAN	56,179	194,515	191,918	184,060	55,690	128,370
PETERSBURG	767,330	1,656,692	1,639,998	1,589,479	1,449,406	140,073
SITKA	2,161,916	4,167,925	4,130,272	4,016,324	3,729,524	286,800
SKAGWAY	358,574	629,213	624,133	608,759	491,073	117,686
ST. MARY'S	17,753	319,959	314,287	297,120	40,837	256,283
TANANA	44,884	333,621	328,202	311,800	103,000	208,800
UNALASKA	945,805	1,647,962	1,647,962	1,647,962	1,309,746	338,216
VALDEZ	1,798,311	4,033,609	4,033,609	4,033,609	3,845,970	187,639
WRANGELL	532,244	1,237,672	1,224,431	1,184,360	1,120,168	64,192
YAKUTAT	99,661	406,357	400,600	383,179	241,484	141,695
TOTALS	\$112,441,728	\$273,927,834	\$271,408,303	\$263,783,689	\$208,989,587	\$54,794,102

ALASKA DEPARTMENT OF EDUCATION BRIEFING FOR U. S. CONGRESS

TOPIC Federal Impact Aid, P.L. 81-874, reauthorization

ISSUE Should Impact Aid, P.L. 81-874 be reauthorized at a comparable funding level, continue to provide allowances for equalized state aid plans and establish reasonable disparity standards, without creating a more adversarial relationship between local school districts, state departments of education and USDOE.

POSITION OF ALASKA DOE Yes, Impact Aid should be reauthorized at a comparable funding level, recognize equalized state aid plans and include a 25% disparity standard, while continuing to require an administrative appeal process, prior to filing court action.

SUMMARY Initially, there were two proposals offered for reauthorization. The USDOE proposal as contained in H.R. 3130 would reduce federal revenue to Alaska by about \$36,000,000, primarily through elimination of one method of calculating the local contribution rate (LCR). The proposal advanced by the National Association of Federally Impacted Schools (NAFIS) provides comparable funding, but eliminates Alaska's ability to reduce state aid to Impact Aid recipients, due to a narrowly defined disparity standard. The restrictions proposed by NAFIS would increase the fiscal year 1996 state general fund need by \$43,000,000 or require pro-ration of state aid. Either proposal could be acceptable with minor modifications. At a minimum, the USDOE proposal would have to be amended to maintain the method of calculating the LCR based on half of the state or national expenditure for education, whichever is higher. The NAFIS proposal would have to be amended to provide a reasonable disparity standard that would allow continued reduction of state aid distributed to Alaska school districts, in recognition of Impact Aid received. These modifications could be accomplished via simple amendments to each proposal. The compromise language in H.R. 6, Title VIII-Impact Aid, has addressed the local contribution rate. However, the maximum disparity is 10%, which would exclude Alaska and all other states.

SOLUTION Amend H.R. 6, Section 8009(b)(2) at line 10 on page 714 and (b)(3) at line 10 on page 715, by deleting "10" and inserting "25", and amend Section 8009(e) at lines 3 through 18 on page 718, by deleting all text.

IMPLICATIONS Fewer than ten states have had certified formulas of equalized state aid. Currently, only Alaska, New Mexico and Kansas apply under the regulatory 25% disparity standard, restricting the disparity to 10% would eliminate all states. Maintaining the 25% disparity would provide an opportunity to apply for certification. There is no effect on the total federal dollars, only on a state's system of distributing state aid. Continuing to require an administrative appeal prior to a direct action in a U.S. district court will save all entities money and maintain amenable relations between districts, state departments of education and USDOE. The AKDOE has shared its position with the superintendents' and school boards' associations, both of which expressed support for AKDOE.

CONTACT PERSON Duane Guiley, Director of School Finance, Alaska DOE (907) 465-8679

State of Alaska
Department of Education
Wednesday, February 23, 1994

FISCAL YEAR 1995
IMPACT AID PROGRAM PROPOSAL

Issue: Reauthorization of federal P. L. 81-874, Impact Aid

Concerns: 1) Reauthorization of the program at comparable funding levels, 2) continued provision for equalized state funding plans, 3) reasonable disparity standards, and 4) continued administrative appeal process, prior to court action.

Background: Impact Aid has provided continuous federal support to public school districts, referred to as local education agencies (LEAs), for over forty years. Payments are made directly to LEAs by the U.S. Department of Education (USDOE) as in-lieu-of local ad valorem real and personal property tax. Payments are based on a local contribution rate (LCR) calculated under one of several methods, multiplied by the weighted value of each federally connected student in average daily attendance. Federally connected Impact Aid eligible students have been classified as either "a" or "b". The students now identified as "a" are (1) children whose parents reside on federal land and also either work on federal land or are on active duty in the uniform services, or (2) children who reside on Indian land. Children who either reside on federal land or live with a parent who works on federal property are now "b" students. Of the Impact Aid received by Alaska LEAs, about 97% has been due to "a" students, with only 3% for "b"s.

Alaska educates 17,000 federally connected children, in 52 of the 54 public school districts. Assessed values per student in those same districts range from less than \$45,000 to over \$8,000,000. This is primarily due to Alaska's high ratio of federal to private lands and the tax exempt lands set aside by the Alaska Native Claims Settlement Act. As a result of geographic diversity and lack of development, the annual amount of state educational spending per child continues to rank high in relation to other states. In meeting this commitment, the state relies heavily on Impact Aid, both at the local and state level. Having a certified system of equalized financial support available to public schools, the state reduces the amount of state aid, and limits local aid, which a local school district can receive. This process is controlled by district wealth values and disparity standards set forth in federal regulations and is based on a formula applied to the amount of Impact Aid received directly by districts in the prior school year. The recognition of federal aid in the foundation formula, reduces the annual state general fund requirement by over \$43,000,000.

Authorization for the Impact Aid program expired September 30, 1993. Initially, there were two proposals offered for reauthorization. The USDOE proposal as contained in H.R. 3130 would reduce federal revenue to Alaska by about \$36,000,000, primarily through elimination of one method of calculating the LCR. The proposal advanced by the National Association of Federally Impacted Schools (NAFIS) provides total funding comparable to the current law, although the entitlement is calculated quite differently. However, the NAFIS proposal eliminates Alaska's ability to reduce state aid to Impact Aid recipients, due to a narrowly defined disparity standard. The statutory restrictions proposed by NAFIS would increase the fiscal year 1995 or 1996 general fund need by \$43,000,000, depending on the effective date of the federal authorization and appropriation.

Either proposal could be acceptable with minor modifications. At a minimum, the USDOE proposal would have to be amended to maintain the method of calculating the LCR based on half of the state or national expenditure for education, whichever is higher. The NAFIS proposal would have to be amended to provide a reasonable disparity standard that would allow continued reduction of state aid distributed to Alaska school districts in recognition of Impact Aid received and by elimination of filing action in a U.S. district court, without exhausting administrative appeals. These amendments could be accomplished via simple changes to each proposal.

The compromise language in H.R. 6, Title VIII-Impact Aid, has addressed the local contribution rate. However, Section 8009(b)(2) at line 10 on page 714 restricts the maximum disparity to 10%, which would exclude Alaska. The disparity should be amended to 25%. Further, in the same section, at line 2 on page 714, H. R. 6 requires revenues or expenditures from the second preceding year to be utilized in the disparity computation. The second preceding year has already ended, leaving no opportunity to effect disparity, which is known to be almost 20%. Typically, less than eight states qualify as having in effect a program of State aid that equalizes expenditures under the current 25% regulatory disparity standard. According to USDOE, no state meets the 10%. Section 8009(e) should be deleted.

In recognition of reduced revenue, the State fiscal year 1995 budget short funds the Alaska Public School Foundation Program by \$14,214,909. State statute requires a pro-rata reduction of all districts when insufficient funds are available to meet the entitlement. The attached pages 3 and 4 indicate the effect of that pro-ration. If the disparity standard is not amended prior to reauthorization of the Impact Aid program, one of two things will happen. Either the State Legislature will fund the additional \$43,000,000 shortfall, or the lost recognition of Impact Aid in the State formula will result in additional pro-ration, (attached page 5). Additional pro-ration will require a few districts to return local tax dollars. Either scenario will have a dis-equalizing effect on public school district funding. The final result may be a significant re-write of the existing system of funding public education in Alaska.

ALASKA DEPARTMENT OF EDUCATION
PROJECTED FY95 FOUNDATION PROGRAM

The Department of Education has not verified the unit computations submitted by the local school districts. 2/24/94 FILE: PRORAT95.XIS

Unit Value >>>>	Projected Entitlements \$61,000	Estimated Proration \$59,855	Proration less Entitlements
ADAK	\$510,626	\$457,898	(\$52,727)
ALASKA GATEWAY	4,863,553	4,763,663	(99,890)
ALEUTIAN REGION	545,640	534,110	(11,530)
ALEUTIANS EAST	3,574,051	3,495,870	(78,181)
ANCHORAGE	195,435,608	190,992,267	(4,443,321)
ANNETTE ISLANDS	1,300,700	1,253,320	(47,380)
BERING STRAIT	14,668,021	14,315,505	(353,416)
BRISTOL BAY	1,553,959	1,507,632	(46,327)
CHATHAM	2,249,763	2,192,811	(56,952)
CHUGACH	1,688,419	1,653,897	(34,522)
COPPER RIVER	5,028,217	4,932,014	(96,203)
CORDOVA	2,534,093	2,473,087	(61,006)
CRAIG	2,147,846	2,102,893	(44,953)
DELTA/GREELY	5,189,529	5,071,869	(117,660)
DENALI	2,966,808	2,905,047	(61,761)
DILLINGHAM	3,222,397	3,145,033	(77,364)
FAIRBANKS	72,204,778	70,691,981	(1,512,797)
GALENA	1,411,033	1,380,942	(30,091)
HAINES	2,142,574	2,092,624	(49,950)
HOONAH	1,982,886	1,943,074	(39,812)
HYDABURG	1,013,495	993,801	(19,694)
IDITAROD	4,850,105	4,745,944	(104,161)
JUNEAU	22,544,357	22,002,795	(541,562)
KAKE	1,236,214	1,209,661	(26,553)
KASHUNAMIUT	1,907,507	1,865,566	(41,941)
KENAI	44,283,040	43,884,298	(1,098,742)
KETCHIKAN	9,719,005	9,464,634	(254,201)
KLAWOCK	1,460,291	1,428,941	(31,350)
KODIAK	14,263,810	13,938,641	(325,169)
KUSPUK	5,046,138	4,938,663	(107,275)
LAKE AND PENN.	6,710,311	6,573,827	(136,484)
LOWER KUSKOKWIM	30,127,658	29,458,211	(669,447)
LOWER YUKON	12,790,651	12,476,509	(314,142)
MATSU	55,418,385	54,224,986	(1,193,399)
NENANA	1,616,090	1,584,603	(31,487)
NOME	4,943,601	4,841,248	(102,443)
NORTH SLOPE	9,698,634	9,410,086	(288,548)
NORTHWEST ARCTIC	15,815,997	15,466,451	(349,546)
PELICAN	545,281	533,981	(11,290)
PETERSBURG	3,089,379	3,016,797	(72,582)
PRIBILOF	1,612,258	1,573,580	(38,678)
SITKA	6,448,219	6,284,507	(163,712)
SKAGWAY	818,116	796,029	(22,087)
SOUTHEAST	4,329,979	4,238,287	(91,692)
SOUTHWEST	5,900,340	5,765,264	(135,076)
ST. MARY'S	1,232,068	1,207,405	(24,663)
TANANA	1,117,902	1,094,338	(23,564)
UNALASKA	1,955,651	1,901,183	(54,468)
VALDEZ	3,307,447	3,211,153	(96,294)
WRANGELL	2,533,824	2,476,253	(57,571)
YAKUTAT	1,220,516	1,195,486	(25,030)
YUKON FLATS	5,091,554	4,981,703	(109,851)
YUKON/KOYUKUK	6,799,989	6,649,754	(150,235)
YUPIIT	3,890,568	3,797,995	(92,573)
STATE CCS	3,589,824	3,532,253	(57,571)
MI. EDGE CUMBE	1,693,054	1,662,837	(30,217)
TOTALS	624,551,749	610,333,808	(14,217,941)
CONTRACTUAL	3,886,260	3,886,260	0
EST. PRIOR YEAR ADJUSTMENTS	1,500,000	1,503,032	3,032
EST. FY95 FOUNDATION	\$629,938,009	\$615,723,100	(\$14,214,909)

ALASKA DEPARTMENT OF EDUCATION
PROJECTED FY95 FOUNDATION PROGRAM ENTITLEMENTS

2/24/94 File:FND95PJ.XLS

The Department of Education has not verified the unit computations submitted by the local school districts.

	BASIC NEED \$61,000	REQUIRED LOCAL	ELIGIBLE PL81-874	PL81-874 PERCENT	DEDUCTIBLE	PROJ FY95	100%	FOUND
					PL81-874 @ 90%	FOUNDATION STATE AID	PL-874 FLOW THRU	PL-874 TOTAL
ACAK	\$2,809,050	\$0	\$2,553,804	100.00%	\$2,298,424	\$510,626		\$510,626
ALASKA GATEWAY	5,321,640	0	508,985	100.00%	458,087	4,863,553		4,863,553
ALEUTIAN REGION	614,270	0	76,256	100.00%	68,630	545,640		545,640
ALEUTIANS EAST	4,165,080	354,556	681,577	38.55%	236,473	3,574,051		3,574,051
ANCHORAGE	236,718,430	46,286,976	11,121,400	66.33%	6,639,142	183,792,312	11,643,296	195,435,608
ANNETTE ISLANDS	2,524,180	0	1,359,422	100.00%	1,223,480	1,300,700		1,300,700
BERING STRAIT	18,828,260	0	4,621,488	100.00%	4,159,339	14,568,921		14,668,921
BRISTOL BAY	2,468,060	725,389	321,793	65.16%	188,712	1,553,959		1,553,959
CHATHAM	3,034,140	0	871,530	100.00%	784,377	2,249,763		2,249,763
CHUGACH	1,839,150	0	167,479	100.00%	150,731	1,688,419		1,688,419
COPPER RIVER	5,125,220	0	107,781	100.00%	97,003	5,028,217		5,028,217
CORDOVA	3,250,080	699,530	25,457	71.83%	16,457	2,534,093		2,534,093
CRAIG	2,394,860	230,473	22,324	82.33%	16,541	2,147,846		2,147,846
DELTA/GREELY	6,268,360	0	1,198,701	100.00%	1,078,831	5,189,529		5,189,529
DENALI	3,290,340	290,290	36,935	100.00%	33,242	2,966,808		2,966,808
DILLINGHAM	4,015,020	508,666	448,202	70.89%	285,957	3,220,397		3,220,397
FAIRBANKS	80,594,420	13,508,127	8,819,301	53.50%	4,246,493	62,839,800	9,364,978	72,204,778
GALENA	1,603,080	77,535	421,031	30.22%	114,512	1,411,033		1,411,033
HAINES	2,650,450	497,022	25,394	47.49%	10,854	2,142,574		2,142,574
HONANAH	2,120,970	92,511	319,676	15.84%	45,573	1,982,886		1,982,886
HYDABURG	1,049,200	22,746	22,791	63.18%	12,359	1,013,495		1,013,495
IDITAROD	5,549,170	0	776,739	100.00%	699,065	4,850,105		4,850,105
JUNEAU	28,851,780	6,297,556	22,676	48.35%	9,867	22,544,357		22,544,357
KAKE	1,414,590	68,925	377,092	32.25%	109,451	1,236,214		1,236,214
KASHUNAMIUT	2,234,430	0	363,248	100.00%	326,923	1,907,507		1,907,507
KENAI	58,535,600	13,501,144	111,123	51.41%	51,416	44,983,040		44,983,040
KETCHIKAN	13,542,610	3,817,402	12,019	57.34%	6,203	9,719,005		9,719,005
KLAWOCK	1,670,180	59,233	367,336	45.57%	150,656	1,460,291		1,460,291
KODIAK	17,323,390	3,374,472	1,446,596	91.59%	1,192,444	12,756,474	1,507,336	14,263,810
KUSPUK	5,715,090	0	743,280	100.00%	668,952	5,046,138		5,046,138
LAKE AND PENINSULA	7,271,200	273,430	1,375,534	23.22%	287,459	6,710,311		6,710,311
LOWER KUSKOKWIM	35,664,870	0	6,152,458	100.00%	5,537,212	30,127,658		30,127,658
LOWER YUKON	16,735,960	0	4,383,677	100.00%	3,945,309	12,790,651		12,790,651
MAT-SU	63,578,470	8,151,165	19,580	50.62%	8,920	55,418,385		55,418,385
NENANA	1,677,500	58,514	3,913	82.24%	2,896	1,616,090		1,616,090
NOME	5,457,670	491,030	58,083	43.90%	22,949	4,943,691		4,943,691
NORTH SLOPE	15,425,680	5,042,443	3,547,719	21.44%	683,603	9,699,634		9,699,634
NORTHWEST ARCTIC	18,622,080	1,229,936	2,997,217	58.43%	1,576,147	15,815,997		15,815,997
PELICAN	601,460	56,179	0	82.44%	0	545,281		545,281
PETERSBURG	3,866,790	767,330	21,215	52.80%	10,081	3,089,375		3,089,379
PRIBILOF	2,060,580	0	498,136	100.00%	448,322	1,612,256		1,612,258
SITKA	8,721,780	2,161,916	212,378	58.41%	111,645	6,448,219		6,448,219
SKAGWAY	1,176,690	358,574	0	73.02%	0	818,116		818,116
SOUTHEAST	4,884,880	0	616,557	100.00%	554,901	4,329,979		4,329,979
SOUTHWEST	7,196,170	0	1,439,811	100.00%	1,295,830	5,900,340		5,900,340
ST. MARY'S	1,313,940	17,753	163,890	43.47%	64,119	1,232,068		1,232,068
TANANA	1,255,380	44,884	238,373	43.16%	92,594	1,117,902		1,117,902
UNALASKA	2,901,770	945,805	485	72.03%	314	1,955,651		1,955,651
VALDEZ	5,130,100	1,798,311	58,567	46.18%	24,342	3,307,447		3,307,447
WRANGELL	3,067,080	532,244	2,424	46.40%	1,012	2,533,824		2,533,824
YAKUTAT	1,333,460	99,661	32,279	28.23%	13,283	1,220,516		1,220,516
YUKON FLATS	5,852,340	0	845,318	100.00%	760,786	5,091,554		5,091,554
YUKON/KOYUKUK	8,003,810	0	1,337,579	100.00%	1,203,821	6,799,989		6,799,989
YUPIIT	4,931,850	0	1,156,980	100.00%	1,041,282	3,890,568		3,890,568
STATE CCS	5,538,190	0	0	100.00%	0	3,599,824		3,599,824
MI. EDGE CUMBE	1,609,790	0	0	100.00%	0	1,609,790	83,264	1,693,054
TOTALS	\$759,400,590	\$112,441,728	\$63,128,609		\$43,067,621	\$601,952,875	\$22,598,874	\$624,551,749
						CONTRACTUAL		3,886,260
						ESTIMATED PRIOR YEAR ADJUSTMENTS		1,500,000
						EST. FY95 FOUNDATION ENTITLEMENT		\$629,938,009

ALASKA DEPARTMENT OF EDUCATION
PROJECTED FY95 FOUNDATION PROGRAM

The Department of Education has not verified the unit computations submitted by the local school districts.

2/24/94 FILE: PRNO874.XLS

Unit Value >>>>	Current Formula	Formula Without PL874 Deduct	
	Gov.'s Funding Level	Gov.'s Funding Level	
	Estimated Proration \$59,855	Estimated Proration \$56,390	Without PL874 Deduct less \$59,855 Unit Value

ADAK	\$457,899	\$2,596,760	\$1,138,861
ALASKA GATEWAY	4,763,663	4,919,464	155,801
ALEUTIAN REGION	534,110	567,847	33,737
ALEUTIANS EAST	3,495,870	3,495,753	(117)
ANCHORAGE	190,992,207	184,185,046	(6,807,241)
ANNETTE ISLANDS	1,253,320	2,333,418	1,080,098
BERING STRAIT	14,315,505	17,405,337	3,089,832
BRISTOL BAY	1,507,632	1,556,150	48,518
CHATHAM	2,192,811	2,804,839	612,028
CHUGACH	1,653,897	1,700,159	46,262
COPPER RIVER	4,932,014	4,737,088	(194,126)
CORDOVA	2,473,087	2,304,929	(168,158)
CRAIG	2,102,893	1,983,398	(119,495)
DELTA/GREELY	5,071,869	5,794,636	722,767
DENALI	2,905,047	2,751,387	(153,660)
DILLINGHAM	3,145,033	3,202,924	57,891
FAIRBANKS	70,691,981	70,360,447	(331,534)
GALENA	1,380,942	1,404,394	23,452
HAINES	2,092,824	1,953,124	(139,700)
HOONAH	1,943,074	1,868,169	(74,905)
HYDABURG	993,801	947,162	(46,639)
IDITAROD	4,745,944	5,129,798	383,854
JUNEAU	22,002,795	20,373,786	(1,629,009)
KAKE	1,209,661	1,238,759	29,098
KASHUNAMIUT	1,865,566	2,065,566	200,000
KENAI	43,884,298	40,610,700	(3,273,598)
KETCHIKAN	9,464,804	8,701,742	(763,062)
KLAWOCK	1,428,941	1,484,725	55,784
KODIAK	13,938,641	14,147,060	208,419
KUSPUK	4,938,063	5,283,179	344,316
LAKE AND PENN.	6,573,827	6,448,258	(125,569)
LOWER KUSKOKWIM	29,458,211	32,909,541	3,511,330
LOWER YUKON	12,476,509	15,471,160	2,994,651
MATSU	54,224,986	50,622,440	(3,602,546)
NENANA	1,584,603	1,492,211	(92,392)
NOME	4,841,248	4,554,183	(287,065)
NORTH SLOPE	9,410,086	9,217,460	(192,626)
NORTHWEST ARCTIC	15,466,451	15,984,803	518,352
PELICAN	533,991	499,826	(34,165)
PETERSBURG	3,016,797	2,807,232	(209,565)
PRIBILOF	1,573,580	1,904,854	331,274
SITKA	6,284,507	5,900,726	(383,781)
SKAGWAY	796,029	729,189	(66,840)
SOUTHEAST	4,238,287	4,515,711	277,424
SOUTHWEST	5,765,264	6,652,328	887,064
ST. MARY'S	1,207,405	1,196,888	(10,517)
TANANA	1,094,338	1,115,622	21,284
UNALASKA	1,901,183	1,736,667	(164,516)
VALDEZ	3,211,153	2,944,088	(267,065)
WRANGELL	2,476,253	2,303,045	(173,208)
YAKUTAT	1,195,486	1,133,024	(62,462)
YUKON FLATS	4,981,703	5,410,057	428,354
YUKON/KOYUKUK	6,649,754	7,398,932	749,178
YUPIIT	3,797,995	4,559,132	761,137
STATE CCS	3,532,253	3,327,771	(204,482)
Mt. EDGE CUMBE	1,662,937	1,571,396	(91,441)
TOTALS	610,333,808	610,375,090	41,282
CONTRACTUAL	3,886,260	3,886,260	0
EST. PRIOR YEAR ADJUSTMENTS	1,503,032	1,461,750	(41,282)
EST. FY95 FOUNDATION	\$615,723,100	\$615,723,100	\$0

Alaska School Price Index Committee

One major criticism of the existing formula for distributing state aid is the area cost differential, primarily because it is based on geographic differences of *household costs of living*, not the costs of delivering *comparable educational programs*. In response to this concern, the Alaska 2000 Finance Committee recommended and the Board of Education approved formation of the Alaska School Price Index (ASPI) Committee to further study the issue. Represented on the committee were school district superintendents, assistant superintendents and business managers, NEA/Alaska, the Association of Alaska School Boards, Office of Management and Budget, Department of Labor and individuals from private enterprise having specific knowledge of school district needs and related expenditures.

The committee was charged with defining an educational market basket of goods and services, by expenditure type, necessary to provide an Alaskan education to each student, regardless of location. For analysis of each component in the defined market basket as to expenditure mix and unit price, the committee selected the eight districts which currently have an area cost differential of 1.00 as the base. In the base, the expenditure mix was calculated to be 65% certified salaries and benefits, 20% non-certified salaries and benefits and 15% non-personnel expense. The justification given for the three components was that expenditures represented by each component vary differently when comparing individual school district unit prices of each expenditure type to the base. The committee suggested that each district's actual unit price be compared against the average of the base and that the data selected for analysis needed to be readily available and defensible.

In addition, the committee identified the specific data needed from each district to perform the comparative analysis and how it should be collected and validated. Direct pricing methodology was selected, holding the percentage of each budget component equal to that of the average percentage of the base districts, as opposed to reverse pricing which was utilized in setting the current area cost differentials. Direct pricing provides incremental increases in revenue for each market basket component as its individual unit price varies from the average base, rather than one incremental increase in total dollars.

The Public School Foundation Formula will retain the instructional unit measure of revenue. The ASPI will replace the current area cost differential utilized in the formula to adjust units. It will serve as the adjustment factor needed to ensure that each student has reasonable access to a comparable educational program. The instructional unit total will be multiplied by the new Alaska School Price Index to determine basic need and the resulting state aid.

Alaska School Price Index

- * Is the result of an Alaska 2000 Finance Committee recommendation
- * Replaces the current area cost differential in the public school foundation formula
- * Reflects the current expenditures of individual districts
- * Is based on a weighted educational goods and services market basket
- * Weights market basket mix - 65% certified salaries, 20% non-certified salaries and 15% non-personnel expenditures, based on the actual expenditures of eight base districts
- * Compares each district's expenditures in fiscal years 1989 and 1992 to the average expenditures of Anchorage, Mat-Su, Kenai, Juneau, Ketchikan, Sitka, Petersburg and Wrangell for certified salaries and non-certified salaries for three representative measures
- * Weights certified salaries 50% for 2 year average of published salary schedule for 3 pay ranges; BA, 0 years, MA, 7 years and MA + 36 hours, 10 years and 50% for two year average paid salaries
- * Weights non-certified salaries based on 2 year average of entry level step for custodian, school secretary and instructional aide
- * Weights non-personnel expenditures based on 1988 McDowell Group non-personnel unit price differential market basket, of 30 items common to all school districts
- * Adds weight for additional resource input needs as Districts get small, based on 1984 resource cost model study

DISTRICT	ACTUAL FY92 ADM	CERT. DIFF.	CLASS. DIFF.	NP DIFF.	CERT. ADJ.	CLASS. ADJ.	SPARSITY	Prel Draft ASPI	EXISTING DIFF.	DRAFT ASPI
	B	C	D	E	F	G	H	I	J	
RURAL SOUTHEAST										
ANNETTE ISLANDS	423.90	0.94	0.92	1.24	1.16	1.32		1.15	1.03	1.14
CORDOVA	478.75	1.02	0.93	1.26	1.12	1.24		1.12	1.11	1.18
CRAIG	314.25	0.97	0.94	1.26	1.16	1.32		1.16	1.03	1.18
HYDABURG	119.00	0.93	0.84	1.21	1.24	1.48		1.23	1.03	1.18
KAKE	185.05	0.93	0.90	1.27	1.20	1.40		1.20	1.03	1.14
KLAWOCK	211.85	0.97	0.88	1.30	1.20	1.40		1.20	1.03	1.18
SOUTHEAST	415.80	1.04	0.86	1.25	1.16	1.32	1.17	1.35	1.04	1.22
		0.97	0.90							
URBAN SOUTHEAST										
JUNEAU	5,247.30	1.08	1.08	0.98	1.00	1.00		1.01	1.00	1.03
KETCHIKAN	2,663.50	1.04	0.87	1.01	1.00	1.00		1.01	1.00	1.03
SITKA	1,786.77	1.03	0.95	0.99	1.00	1.00	1.02	1.01	1.00	1.03
HAINES	447.90	0.98	1.01	1.04	1.16	1.32		1.19	1.05	1.18
WRANGELL	534.00	1.00	0.99	1.03	1.12	1.24		1.14	1.00	1.10
PETERSBURG	702.35	1.01	0.98	1.04	1.08	1.16		1.10	1.00	1.10
		1.02	0.98							
COASTAL										
CHATHAM	376.30	0.96	1.05	1.16	1.16	1.32	1.06	1.24	1.03	1.22
HOONAH	234.95	1.02	1.05	1.14	1.20	1.40		1.21	1.08	1.18
KODIAK	2,525.08	1.04	0.93	1.15	1.00	1.00	1.05	1.05	1.09	1.10
PELICAN	45.90	1.01	1.06	1.14	1.24	1.48		1.25	1.08	1.14
SKAGWAY	145.00	0.88	0.98	1.10	1.24	1.48		1.24	1.05	1.18
YAKUTAT	139.00	0.94	0.71	1.15	1.24	1.48		1.25	1.08	1.14
CHUGACH	128.25	0.94	0.79	1.17	1.24	1.48	1.05	1.31	1.14	1.22
VALDEZ	853.75	1.13	0.93	1.15	1.04	1.08		1.04	1.11	1.14
		0.99	0.94							
URBAN INFLUENCE										
ANCHORAGE	43,058.90	0.98	1.02	1.00	1.00	1.00		1.02	1.00	1.00
MAT-SU	10,141.33	1.03	1.00	1.01	1.00	1.00	1.02	1.04	1.00	1.06
KENAI	9,449.30	0.99	1.12	1.02	1.00	1.00	1.04	1.07	1.00	1.06
FAIRBANKS	14,883.20	1.06	1.11	1.03	1.00	1.00	1.01	1.03	1.04	1.07
		1.02	1.06							
AK PENINSULA & ALEUTIAN ISLANDS										
ADAK	714.45	1.17	1.14	1.27	1.08	1.16		1.21	1.27	1.32
ALEUTIAN REGION	28.00	1.29	1.06	1.27	1.24	1.48		1.39	1.31	1.32
ALEUTIANS EAST	370.00	1.13	0.88	1.27	1.16	1.32	1.06	1.38	1.31	1.37
UNALASKA	304.45	1.05	1.04	1.31	1.16	1.32		1.31	1.27	1.27
DILLINGHAM	504.10	1.06	1.13	1.21	1.12	1.24		1.25	1.27	1.32
BRISTOL BAY	272.65	1.01	1.10	1.30	1.20	1.40		1.35	1.27	1.32
LAKE AND PENINSULA	446.70	1.12	0.78	1.24	1.16	1.32	1.15	1.49	1.31	1.37
SOUTHWEST	472.50	1.06	1.15	1.22	1.12	1.24	1.06	1.32	1.31	1.37
		1.11	1.04							

DISTRICT	ACTUAL FY92 ADM	CERT. DIFF.	CLASS. DIFF.	NP DIFF.	CERT. ADJ.	CLASS. ADJ.	SPARSITY	Prel Draft ASPI	EXISTING DIFF.	DRAFT ASPI
	B	C	D	E	F	G	H	I	J	
YUKON/KUSKOKWIM DELTA										
KASHUNAMIUT	191.15	1.10	1.02	1.28	1.20	1.40		1.33	1.33	1.37
LOWER YUKON	1,364.45	1.13	1.14	1.30	1.02	1.04	1.11	1.25	1.35	1.41
ST. MARY'S	105.50	0.99	1.16	1.25	1.24	1.48		1.37	1.30	1.27
LOWER KUSKOKWIM	2,780.33	1.10	1.13	1.35	1.00	1.00	1.22	1.36	1.42	1.41
PRIBILOF	152.90	1.13	1.10	1.36	1.20	1.40	1.02	1.36	1.30	1.41
YUPIIT	360.00	0.96	0.88	1.35	1.16	1.32	1.03	1.33	1.41	1.41
		1.07	1.07							
INTERIOR REMOTE										
KUSPUK	451.30	1.06	0.81	1.21	1.12	1.24	1.07	1.31	1.33	1.37
IDITAROD	388.25	1.06	1.14	1.17	1.16	1.32	1.08	1.36	1.33	1.44
YUKON KOYUKUK	549.50	1.11	0.91	1.17	1.12	1.24	1.10	1.34	1.34	1.44
GALENA	142.30	1.05	0.95	1.25	1.24	1.48		1.36	1.30	1.27
YUKON FLATS	377.87	1.19	0.92	1.25	1.16	1.32	1.09	1.39	1.46	1.44
TANANA	100.00	1.15	1.07	1.25	1.24	1.48		1.36	1.30	1.32
		1.10	0.97							
INTERIOR ROAD SYSTEM										
ALASKA GATEWAY	495.45	1.10	0.97	1.13	1.12	1.24	1.07	1.26	1.19	1.32
DELTA/GREELY	849.70	1.03	1.12	1.09	1.04	1.08		1.09	1.16	1.22
RAILBELT	329.60	1.01	1.02	1.10	1.16	1.32	1.03	1.25	1.23	1.32
NENANA	191.50	0.99	0.93	1.15	1.20	1.40		1.27	1.20	1.27
COPPER RIVER	592.45	1.07	1.05	1.11	1.12	1.24	1.05	1.23	1.14	1.32
		1.04	1.02							
ARCTIC										
NOME	776.00	1.08	1.16	1.20	1.04	1.08		1.18	1.34	1.32
NORT. I SLOPE	1,462.45	1.20	1.34	1.30	1.02	1.04	1.08	1.27	1.45	1.47
NORTHWEST ARCTIC	1,629.45	1.15	1.13	1.44	1.00	1.00	1.11	1.30	1.45	1.44
BERING STRAIT	1,433.95	1.04	1.00	1.39	1.02	1.04	1.15	1.37	1.39	1.41
		1.12	1.16							

EXPLANATION OF CALCULATIONS:

- 1) GROUPING OF DISTRICTS CONFORM WITH THE 1988 McDOWELL REPORT, ALASKA SCHOOL DISTRICT PROFILES AND DIFFERENTIAL STUDY PAGE 6&7, BASED ON GEOGRAPHIC LOCATION.
- 2) COLUMN C & D TOTALS ARE AVERAGES OF THOSE INDICES WITHIN EACH GROUP.
- 3) COLUMN F & G FIGURES ARE ASSIGNED BASED ON THE ADM FIGURES IN COLUMN B.
- 4) THE ASPI IN COLUMN I IS CALCULATED USING THE FOLLOWING FORMULA:

$$((\text{GROUP AVG. COL. C} \times \text{COL. F} \times 0.65) + (\text{GROUP AVG. COL. D} \times \text{COL. G} \times 0.20) + (\text{COL. E} \times 0.15)) \times \text{H} = \text{I}$$

EXAMPLE: BERING STRAIT SCHOOL DISTRICT

$$((1.12 \times 1.02 \times 0.65) + (1.16 \times 1.04 \times 0.20) + (1.39 \times 0.15)) \times 1.15 = 1.37$$

COMPARISON OF PROPOSED FOUNDATION CHANGES TO EXISTING LAW

If the proposed FY94 Alaska School Price Index (ASPI) were used in FY93 instead of the current area cost differential and the other proposed foundation changes were in effect, the increased cost to the state would be about eleven million dollars. The attached 5 page FY93 Foundation Program Based On Proposed Revisions is a comparison of the proposed public school foundation formula with the existing system of distribution, utilizing current fiscal year data. The information is based on the October 1992 student count period reports, submitted by individual districts. The only exception is the grade nine through twelve student count total used in the calculation of vocational education units for each district. Vocational education units in the attached spreadsheets are based on the October 1, 1991 enrollment reports. An update will include 1992 nine through twelve enrollment.

Due to the proposed hold harmless, no district will receive less than its actual FY93 funding for three fiscal years, if the loss in funding is due to the formula changes. A separate one year hold harmless is proposed for decreases in enrollment. Therefore, in fiscal years 1994, 1995 and 1996, each of the nine districts indicated by a " 0 " in the column titled " Prop. less Actual " on Page 1 will receive its actual FY93 funding level. The other forty five districts will receive an increase in funding as a result of the proposed changes. The ASPI will be adjusted in FY97, based on a comparison with a national elementary and secondary school price index.

The K-12 Units indicated on Page 2 have been adjusted for decertification of funding communities that exist in FY93 which offer less than a K-12 program or are less than 45 road miles from another attendance center within the same school district. Bilingual/bicultural unit calculations remain the same. Special education units have been reduced by the gifted and talented instruction units. Each district continues to receive the minimum of one special education unit. The proposal is to calculate separate gifted and talented units as 4.5% of the K-12 enrollment on the last day of the student count period, multiplied by a student weight factor (.012 units), with no minimum funding level. In a similar manner, vocational education units are proposed to be calculated by multiplying a student weight factor (.006 units) times the total enrollment in grades nine through twelve. Each district receives a minimum of one unit for vocational education. All units are added together and adjusted by the ASPI to arrive at adjusted units. Page 3 provides additional detail on the calculation of vocational education units.

Page 4 compares the actual Basic Need, determined by multiplying each district's adjusted FY93 instructional units calculated under current law by the \$61,000 unit value, to the Basic Need determined utilizing all of the proposed changes. The purpose of this calculation is to determine which districts are eligible for the three year hold harmless. The third column on Page 4 lists the higher of the calculated Basic Need amounts, which is carried to column one on Page 5 for the final calculation of State Aid utilizing current methodology. No changes are proposed in local contribution requirements or Impact Aid deducts at this time.

ALASKA DEPARTMENT OF EDUCATION

	1988-89 Certified Salary Schedule			1991-92 Certified Salary Schedule			Average F89&92S SC	AVG SAL F89	AVG SAL F92	AVG OF F89&92	AVG SCH & AVG F89&92	TOTAL F89&92 AVG BENI	AVG SCH & AVG- AVG BENI	BASE IS \$44,420 RATIO
	BA-0	MA-7	MA-36-10	BA-0	MA-7	MA-36-10					F09&92	F09&92	F09&92	
ADAK	25,250	46,215	54,990	30,000	50,775	50,416	45,274	43,317	50,072	46,694	45,984	6,479	52,464	1.18
ALASKA GATEWAY	30,884	45,542	52,717	31,715	47,255	54,887	43,832	47,483	47,478	47,480	45,658	3,468	49,122	1.11
ALEUTIAN REGION	34,880	51,625	59,996	38,335	53,778	62,498	49,851	53,877	48,641	51,159	50,505	7,316	57,821	1.30
ALEUTIANS EAST	34,594	45,607	51,747	32,750	46,014	53,383	44,016	48,275	41,108	44,691	44,353	5,959	50,313	1.13
ANCHORAGE	23,863	37,424	44,465	28,216	40,968	48,293	37,205	41,547	43,340	42,443	39,824	3,729	43,553	0.98
ANNETTE ISLANDS	27,367	39,814	47,334	28,470	42,705	51,248	39,489	35,638	38,901	37,269	38,379	3,425	41,804	0.94
BERING STRAIT	30,000	41,700	48,400	31,212	43,385	50,355	40,842	39,315	39,473	39,394	40,118	6,483	48,601	1.05
BRISTOL BAY	30,886	43,563	49,434	32,039	44,833	50,722	41,921	41,049	42,151	41,600	41,761	3,538	45,299	1.02
CHATHAM	27,100	38,250	44,075	29,580	42,330	49,348	38,447	37,127	40,490	38,809	38,628	4,285	42,913	0.97
CHUGACH	26,400	38,500	44,550	29,383	42,383	48,883	38,350	38,100	39,702	37,901	38,126	4,079	42,205	0.95
COPPER RIVER	29,522	44,872	52,548	30,722	46,072	53,748	42,914	42,188	43,367	42,777	42,846	5,159	48,005	1.08
CORDOVA	27,550	41,050	46,009	29,233	43,558	48,820	39,370	42,825	46,278	44,552	41,961	3,510	45,471	1.02
CRAIG	25,800	38,700	45,150	27,831	41,447	48,354	37,847	38,985	43,240	40,117	38,982	4,144	43,126	0.97
DELTA/GREELY	28,301	40,462	47,793	29,881	42,709	50,481	39,933	41,948	44,226	43,087	41,510	4,651	48,161	1.04
DILLINGHAM	29,898	41,931	49,480	31,843	44,680	52,700	41,752	41,811	48,026	43,918	42,835	4,748	47,584	1.07
FAIRBANKS	27,813	41,440	48,394	30,637	45,500	53,134	41,138	42,161	46,751	44,451	42,794	5,124	47,918	1.08
GALENA	32,970	45,098	51,631	32,030	45,098	51,631	43,078	41,738	43,618	42,778	42,927	4,084	47,011	1.08
HAINES	27,624	39,721	45,773	27,658	40,745	47,885	38,234	41,825	41,001	41,313	39,773	4,087	43,861	0.99
HOONAH	25,330	41,795	48,634	27,000	44,550	51,840	39,858	42,137	43,534	42,838	41,347	4,282	45,629	1.03
HYDABURG	25,600	38,400	44,800	27,800	40,600	47,000	37,367	36,991	35,383	36,187	36,777	3,987	40,764	0.92
IDITAROD	30,000	43,500	50,100	30,800	44,370	51,102	41,812	40,364	44,951	42,658	42,135	3,835	45,970	1.03
JUNEAU	27,828	41,449	46,976	29,693	44,540	50,478	40,127	48,488	47,995	47,230	43,679	4,750	48,423	1.09
KAKE	26,330	38,097	42,957	28,740	41,959	47,419	37,584	35,054	41,482	38,268	37,928	3,498	41,422	0.93
KASHUNAMIUT	30,000	43,500	51,000	31,500	46,000	52,300	42,250	40,720	41,310	41,015	41,632	6,803	48,439	1.09
KENAI	24,530	35,810	41,234	29,171	41,750	47,940	36,741	38,888	44,774	41,880	39,310	4,800	44,110	0.99
KETCHIKAN	27,568	41,348	48,238	29,253	43,883	51,198	40,248	43,882	44,591	44,238	42,242	4,166	48,408	1.04
KLAWOCK	28,016	38,988	45,441	27,841	41,781	50,114	38,367	38,613	48,354	42,484	40,420	2,992	43,412	0.98
KODIAK	27,016	42,415	49,439	29,234	45,897	53,498	41,250	41,015	44,270	42,642	41,948	4,984	48,910	1.06
KUSPUK	30,120	45,158	52,878	32,750	46,925	54,800	43,739	40,089	44,029	42,049	42,894	4,613	47,507	1.07
LAKE AND PENINSL	28,500	39,330	45,600	31,000	42,780	49,600	39,488	39,192	40,055	39,924	39,698	4,643	44,339	1.00
LOWER KUSKOKWI	31,046	45,017	52,778	32,823	47,304	55,456	44,038	43,351	47,597	45,474	44,756	4,493	49,249	1.11
LOWER YUKON	31,441	49,362	57,537	32,711	51,358	59,881	47,045	44,248	47,533	45,890	48,489	3,800	50,267	1.13
MAT-SU	26,369	39,553	46,148	28,959	43,437	50,878	39,190	39,175	44,673	41,874	40,532	5,240	45,772	1.03
NENANA	28,135	40,682	48,002	30,181	43,610	51,548	40,358	41,028	40,472	40,749	40,553	3,858	44,411	1.00
NOME	29,704	43,665	51,658	30,744	45,194	53,496	42,410	47,078	46,270	46,674	44,542	3,631	48,173	1.08
NORTH SLOPE	33,081	48,944	54,908	37,197	52,032	60,552	47,452	51,147	52,893	51,920	49,888	3,945	53,831	1.21
NORTHWEST ARCT	31,958	47,884	57,534	31,958	48,509	58,180	46,000	44,168	47,022	45,594	45,797	4,469	50,268	1.13
PELICAN	27,410	37,919	44,817	30,830	42,850	50,407	39,008	42,311	42,682	42,488	40,748	4,292	45,038	1.01
PETERSBURG	27,603	38,644	44,164	29,563	41,338	47,301	38,102	41,404	43,123	42,264	40,183	4,728	44,908	1.01
PRIBILOF	30,500	44,835	51,240	32,000	47,040	53,760	43,229	45,848	45,753	45,700	44,464	6,131	50,598	1.14
RAILBELT	27,778	39,227	46,198	30,332	42,835	50,442	39,488	39,092	42,584	40,838	40,153	4,905	45,059	1.01
SITKA	27,498	41,798	48,669	29,173	44,342	51,838	40,518	44,190	44,233	44,211	42,365	3,750	46,115	1.04
SKAGWAY	27,054	37,396	42,568	28,758	37,473	42,813	35,877	33,953	38,979	35,468	35,571	4,196	39,767	0.90
SOUTHEAST	28,193	40,075	47,147	28,344	43,368	51,019	39,357	39,442	44,230	41,838	40,597	5,714	48,311	1.04
SOUTHWEST	31,935	44,957	49,692	34,811	47,705	52,468	43,581	43,220	45,375	44,298	43,929	3,467	47,398	1.07
ST MARY'S	29,100	40,740	47,724	32,592	45,829	52,147	41,322	37,105	40,415	38,780	40,041	4,016	44,657	0.99
TANANA	33,057	47,477	54,702	33,057	47,477	54,702	45,079	48,597	47,984	47,291	48,185	5,063	51,247	1.15
UNALASKA	30,100	43,250	50,400	33,450	46,800	53,950	42,958	41,282	40,806	41,044	42,001	4,723	40,724	1.05
VALDEZ	30,814	44,680	52,384	31,999	46,399	54,398	43,448	47,574	49,903	48,739	48,092	4,334	50,427	1.14
WRANGELL	28,138	39,207	45,742	28,131	40,790	47,823	37,972	43,304	43,994	43,849	40,810	3,696	44,506	1.00
YAKUTAT	24,500	37,364	44,180	26,240	40,160	47,880	38,722	35,959	41,193	38,578	37,649	4,543	42,192	0.95
YUKON FLATS	29,131	46,901	54,475	29,131	46,901	54,475	43,502	42,388	44,121	43,254	43,378	4,938	48,318	1.09
YUKON/KOYUKUK	31,722	45,559	52,482	32,842	47,187	54,345	44,021	42,994	46,034	44,514	44,288	5,496	49,783	1.12
YUPIIT	30,500	39,186	45,109	33,000	43,337	51,058	40,385	34,263	38,797	36,530	38,447	4,220	42,667	0.96

The average salary for each district was computed by adding the three levels together for the two years, then dividing by six.
See page 2 for the computation of the base salary

	1988-89 Certified Salary Schedule			1991-92 Certified Salary Schedule			Average Salary
	BA-0	MA-7	MA+36-10	BA-0	MA-7	MA+36-10	
ANCHORAGE	23,863	37,424	44,465	28,216	40,968	48,293	
JUNEAU	27,628	41,449	46,976	29,693	44,540	50,478	
KENAI	24,530	35,818	41,234	29,171	41,750	47,940	
KETCHIKAN	27,568	41,348	48,238	29,253	43,883	51,198	
MAT-SU	26,369	39,553	46,146	28,959	43,437	50,678	
PETERSBURG	27,603	38,644	44,164	29,563	41,338	47,301	
SITKA	27,498	41,796	48,669	29,173	44,342	51,636	
WRANGELL	26,138	39,207	45,742	28,131	40,790	47,823	
TOTAL	211,197	315,239	365,634	232,159	341,048	395,347	38,763

The base salary was computed by totalling all three levels together for the two years for the group indicated above, then dividing by 48.

	1988-89 Certified Salary Schedule			1991-92 Certified Salary Schedule			Average Schedule	DOE	DOE	Average Paid	AVG SCH & AVG PD F89&92	TOTAL F89&92 AVG BENI	AVG SCH & AVG+ AVG BENI	AVG. Weighted By CERT. FTE
	BA-0	MA-7	MA+36-10	BA-0	MA-7	MA+36-10		AVG SAL F89	AVG SAL F92		AVG SCH & AVG PD F89&92	TOTAL F89&92 AVG BENI	AVG SCH & AVG+ AVG BENI	AVG. Weighted By CERT. FTE
ANCHORAGE	23,863	37,424	44,465	28,216	40,968	48,293	37,205	41,547	43,340	42,444	39,824	3,729	43,553	110,233,065
JUNEAU	27,628	41,449	46,976	29,693	44,540	50,478	40,127	46,466	47,995	47,231	43,679	4,750	48,429	12,930,521
KENAI	24,530	35,818	41,234	29,171	41,750	47,940	36,741	38,986	44,774	41,880	39,310	4,800	44,110	26,951,363
KETCHIKAN	27,568	41,348	48,238	29,253	43,883	51,198	40,248	43,882	44,591	44,237	42,242	4,166	46,408	8,051,831
MAT-SU	26,369	39,553	46,146	28,959	43,437	50,678	39,190	39,175	44,573	41,874	40,532	5,240	45,772	25,609,527
PETERSBURG	27,603	38,644	44,164	29,563	41,338	47,301	38,102	41,404	43,123	42,264	40,183	4,726	44,909	2,043,352
SITKA	27,498	41,796	48,669	29,173	44,342	51,636	40,519	44,190	44,233	44,212	42,365	3,750	46,115	5,095,735
WRANGELL	26,138	39,207	45,742	28,131	40,790	47,823	37,972	43,304	43,994	43,649	40,810	3,696	44,506	1,758,003
TOTAL	211,197	315,239	365,634	232,159	341,048	395,347	310,104	338,954	356,623	347,789	41,118		45,475	44,420

The base salary of 40,251 was computed by totalling all four levels together for the two years for the group indicated above, then dividing by 64.

AASB CLASSIFIED SALARY REPORT 88 89& 1991-92

	CLERICAL			CUSTODIA			BASE IS	
	INST	INST	CUSTODIA	CLERICAL	INST	CUSTODIA	F89&92	10 18
	AIDES	AIDES			AIDES		AVG	
ADAK	\$11.41	\$12.82	\$12.22	\$12.82	\$12.82	\$10.77	12.14	1.19
ALASKA GATEWAY	\$10.65	\$8.79	\$12.13	\$12.00	\$10.00	\$12.97	11.09	1.09
ALEUTIAN REGION	\$11.64	\$12.82	\$12.82	\$11.64	\$12.82	\$12.82	12.43	1.22
ALEUTIANS EAST	\$10.08	\$10.08	\$10.08	\$10.08	\$10.08	\$10.08	10.08	0.99
ANCHORAGE	\$9.40	\$9.40	\$8.00	\$11.60	\$10.40	\$8.24	9.51	0.93
ANNETTE ISLANDS	\$10.20	\$8.50	\$9.35	\$10.28	\$8.50	\$10.28	9.52	0.94
BERING STRAIT	\$10.66	\$10.45	\$10.45	\$11.20	\$10.98	\$10.98	10.79	1.06
BRISTOL BAY	\$12.95	\$11.24	\$11.77	\$12.99	\$14.29	\$11.81	12.51	1.23
CHATHAM	\$12.23	\$10.97	\$11.43	\$12.30	\$10.40	\$11.75	11.51	1.13
CHUGACH	\$8.75	\$8.75	\$8.75	\$9.20	\$9.20	\$9.20	8.90	0.88
COPPER RIVER	\$10.65	\$8.79	\$12.13	\$12.00	\$10.00	\$12.97	11.09	1.09
CORDOVA	\$9.37	\$9.08	\$8.78	\$9.74	\$9.44	\$9.44	9.31	0.91
CRAIG	\$10.52	\$9.00	\$9.00	\$10.52	\$9.00	\$9.00	9.51	0.93
DELTA/GREELY	\$11.56	\$11.56	\$11.56	\$11.56	\$11.05	\$11.56	11.48	1.13
DILLINGHAM	\$11.33	\$10.60	\$10.60	\$11.14	\$11.14	\$11.14	10.99	1.08
FAIRBANKS	\$12.44	\$11.47	\$13.13	\$15.31	\$9.75	\$11.39	12.25	1.20
GALENA	\$13.60	\$9.07	\$10.60	\$14.96	\$11.70	\$11.20	11.87	1.17
HAINES	\$11.46	\$10.45	\$10.45	\$11.46	\$10.45	\$10.45	10.79	1.06
HOONAH	\$11.31	\$9.37	\$11.28	\$11.76	\$9.74	\$11.73	10.87	1.07
HYDABURG	\$10.00	\$6.25	\$10.00	\$10.80	\$8.64	\$14.04	9.96	0.98
IDITAROD	\$11.65	\$10.10	\$12.35	\$13.75	\$12.05	\$12.65	12.09	1.19
JUNEAU	\$11.05	\$11.55	\$11.05	\$11.67	\$11.67	\$11.67	11.36	1.12
KAKE	\$9.75	\$8.10	\$8.85	\$10.62	\$9.57	\$10.62	9.59	0.94
KASHUNAMIUT	\$12.66	\$9.05	\$12.66	\$14.91	\$11.29	\$14.01	12.43	1.22
KENAI	\$9.96	\$9.96	\$9.96	\$14.05	\$11.19	\$11.19	11.05	1.09
KETCHIKAN	\$7.00	\$7.00	\$9.23	\$8.19	\$9.29	\$9.60	8.39	0.82
KLAWOCK	\$10.00	\$9.07	\$9.07	\$10.64	\$9.52	\$9.52	9.64	0.95
KODIAK	\$9.74	\$9.24	\$9.74	\$11.67	\$10.04	\$10.59	10.17	1.00
KUSPUK	\$8.50	\$8.00	\$8.00	\$9.55	\$8.90	\$8.90	8.64	0.85
LAKE AND PENINSUL	\$8.60	\$8.60	\$8.60	\$9.65	\$9.65	\$9.65	9.13	0.90
LOWER KUSKOKWIM	\$13.07	\$13.07	\$11.92	\$13.66	\$13.07	\$11.92	12.79	1.26
LOWER YUKON	\$11.57	\$11.57	\$11.97	\$12.94	\$12.03	\$12.03	12.02	1.18
MAT-SU*	\$10.18	\$10.18	\$8.21	\$14.15	\$10.19	\$13.35	11.04	1.09
NENANA	\$10.51	\$9.53	\$10.51	\$12.17	\$10.01	\$10.01	10.46	1.03
NOME	\$13.47	\$10.79	\$10.79	\$14.22	\$11.40	\$13.22	12.32	1.21
NORTH SLOPE	\$13.79	\$14.69	\$12.68	\$16.86	\$15.72	\$15.72	14.91	1.47
NORTHWEST ARCTIC	\$11.10	\$10.36	\$10.36	\$13.48	\$12.03	\$10.56	11.32	1.11
PELICAN	\$11.62	\$11.62	\$12.08	\$11.97	\$11.97	\$11.97	11.87	1.17
PETERSBURG	\$9.79	\$9.27	\$9.79	\$9.64	\$9.64	\$10.80	9.82	0.97
PRIBILOF	\$12.00	\$12.00	\$12.00	\$12.00	\$12.00	\$12.00	12.00	1.18
RAILBELT	\$11.00	\$10.06	\$11.39	\$12.01	\$10.58	\$12.43	11.31	1.11
SITKA	\$9.60	\$9.60	\$9.60	\$10.43	\$10.19	\$10.19	9.94	0.98
SKAGWAY	\$14.63	\$7.94	\$10.02	\$10.14	\$8.50	\$10.02	10.21	1.00
SOUTHEAST	\$9.65	\$8.62	\$8.62	\$11.21	\$8.62	\$8.62	9.22	0.91
SOUTHWEST	\$14.27	\$13.47	\$12.66	\$14.41	\$14.41	\$13.54	13.79	1.36
ST MARY'S	\$12.24	\$11.55	\$11.55	\$11.90	\$11.90	\$11.90	11.84	1.16
TANANA	\$12.24	\$11.55	\$11.55	\$11.90	\$11.90	\$11.90	11.84	1.16
UNALASKA	\$11.96	\$10.00	\$11.00	\$11.50	\$10.50	\$11.50	11.08	1.09
VALDEZ	\$10.67	\$10.15	\$12.22	\$11.07	\$10.54	\$11.07	10.95	1.08
WRANGELL	\$11.50	\$10.00	\$9.70	\$10.45	\$9.85	\$10.35	10.31	1.01
YAKUTAT	\$8.25	\$7.75	\$7.75	\$9.10	\$9.10	\$8.50	8.41	0.83
YUKON FLATS	\$10.00	\$10.00	\$11.00	\$10.50	\$10.00	\$10.00	10.25	1.01
YUKON/KOYUKUK	\$12.93	\$9.45	\$9.07	\$10.93	\$9.76	\$9.37	10.25	1.01
YUPIIT	\$9.97	\$9.97	\$11.02	\$10.23	\$10.23	\$11.29	10.45	1.03

NOTE: Has Mat-Su corrected. Gateway & Tanana proxied, used FY 91 AASB data when FY92 data not available, PERS.S
 NOTE 2 Column AD differs some from CLASS DIFF being used because of the above changes and FICA,SBS and PERS

	F89 SINGLE	MEDICAL F92 SINGLE	MEDICAL F89&92 AVG	P. LEAVE F09	P LV F92	SICK F89	LEAVE F92	LV AVG F89&92	AVG LV VALUE	AVG LV VAL/MO	AVG SUPP BEN/HR	AVG FICA SBS&PERS PER HR	TOT AV SAL +B PER HR	BASE IS 14.67
	FAMILY	FAMILY												
ADAK	\$160		\$194	\$177	24	7	16	16	\$1,530	\$127.51	\$1.91	\$2.68	\$16.73	1.14
ALASKA GATEWAY	\$410		\$350	\$370	6	9	16	16	\$1,042	\$86.87	\$2.86	\$1.35	\$15.29	1.04
ALUTIAN REGION		190.63	197.37	\$197		7	12	10	\$944	\$78.70	\$1.73	\$0.76	\$14.91	1.02
ALUTIANS EAST			\$139	\$442		6	16	11	\$887	\$73.92	\$2.28	\$0.53	\$12.89	0.88
ANCHORAGE			\$343	\$343	6	6	12	8	\$608	\$50.70	\$2.46	\$1.78	\$13.75	0.94
ANNETTE ISLANDS	\$126	\$382	143	\$432	20	20	16	16	\$1,371	\$114.22	\$2.41	\$1.65	\$13.57	0.92
BERING STRAIT	\$176	\$176	\$157	\$422	17	18	12	12	\$1,273	\$106.07	\$2.12	\$1.76	\$14.67	1.00
BRISTOL BAY	\$111		\$143	\$127	8	25	16	16	\$1,626	\$135.51	\$1.64	\$1.99	\$16.13	1.10
CHATHAM	\$210	\$580	\$143	\$432	9	12	16	16	\$1,220	\$101.70	\$2.77	\$1.56	\$15.84	1.08
CHUGACH			\$143	\$432		16	12	14	\$1,005	\$83.77	\$2.32	\$0.44	\$11.73	0.80
COPPER RIVER	\$410		\$350	\$350	6	9	16	16	\$1,042	\$86.87	\$2.86	\$1.28	\$15.23	1.04
CORDOVA	\$130	\$394	\$143	\$432	19	19	16	16	\$1,303	\$108.60	\$2.40	\$2.04	\$13.75	0.94
CRAIG			\$143	\$432			16	16	\$1,217	\$101.40	\$2.43	\$2.15	\$14.08	0.96
DELTA/GREELY	\$161	\$491	\$221	\$543	20	21	16	16	\$1,675	\$139.61	\$3.08	\$1.94	\$16.49	1.12
DILLINGHAM	\$350		\$211	\$593	26	6	16	16	\$1,407	\$117.24	\$3.14	\$2.62	\$16.75	1.14
FAIRBANKS	\$314		\$395	\$395	33	30	14	14	\$2,229	\$185.77	\$3.46	\$1.02	\$16.73	1.14
GALENA	\$127	\$383	\$143	\$432	26	21	16	16	\$1,875	\$156.27	\$2.67	\$0.95	\$15.49	1.06
HAINES	\$276		\$136	\$421	9	6	16	16	\$1,014	\$84.50	\$2.26	\$1.82	\$14.87	1.01
HOONAH	\$126		\$143	\$135	17	17	16	16	\$1,434	\$119.52	\$1.59	\$2.92	\$15.38	1.05
HYDABURG	\$160		\$195	\$178	0	5	16	12	\$657	\$54.75	\$1.45	\$0.09	\$12.30	0.84
IDITAROD	\$358		\$358	\$358	25	22	16	16	\$1,910	\$159.21	\$3.23	\$1.66	\$16.99	1.16
JUNEAU	\$274		\$318	\$304	23	25	16	16	\$1,823	\$151.94	\$2.85	\$1.88	\$16.09	1.10
KAKE	\$366		\$400	\$383	19	18	16	16	\$1,323	\$110.23	\$3.08	\$0.59	\$13.26	0.90
KASHUNAMIUT			\$79	\$267		7	16	12	\$1,144	\$95.30	\$1.68	\$1.22	\$15.32	1.04
KENAI	\$300		\$348	\$348	24	25	16	16	\$1,790	\$149.20	\$3.01	\$2.14	\$16.20	1.17
KETCHIKAN	\$135	\$401	\$162	\$484	26	24	12	12	\$1,241	\$103.42	\$2.49	\$1.93	\$12.81	0.87
KLAWOCK	\$109		\$143	\$432	25	18	16	16	\$1,446	\$120.46	\$2.18	\$1.17	\$12.90	0.88
KODIAK	\$134	\$406	\$133	\$404	17	22	16	16	\$1,444	\$120.35	\$2.44	\$1.26	\$13.87	0.94
KUSPUK	\$49		\$109	\$295	7	18	16	12	\$916	\$76.33	\$1.42	\$1.02	\$11.08	0.76
LAKE AND PENINSULA	\$116		\$143	\$129	17	23	16	16	\$1,314	\$109.50	\$1.49	\$0.58	\$11.20	0.76
LOWER KUSKOKWIM	SELF		\$86	\$237	161	24	18	16	\$1,892	\$157.68	\$1.99	\$1.66	\$16.43	1.12
LOWER YUKON	\$147	\$438	\$147	\$438	24	22	12	12	\$1,683	\$140.21	\$2.70	\$2.07	\$16.79	1.14
MAT-SU	\$415		\$350	\$383	29	21	15	15	\$1,767	\$147.24	\$3.31	\$1.62	\$15.98	1.09
NENANA	\$127	\$356	\$143	\$433	6	6	12	12	\$753	\$62.74	\$2.06	\$1.35	\$13.87	0.94
NOME			\$141	446.43	\$294	24	16	20	\$1,970	\$164.20	\$2.86	\$1.89	\$17.07	1.16
NORTH SLOPE	\$56	\$219	\$168	\$421	\$216	26	36	15	\$2,584	\$216.20	\$2.70	\$2.18	\$19.79	1.35
NORTHWEST ARCTIC			\$200	\$200	\$200	14	14	16	\$1,358	\$113.15	\$1.96	\$3.36	\$16.63	1.13
PELICAN	\$0		\$143	\$432	\$192	0	20	16	\$1,235	\$102.89	\$1.84	\$1.07	\$14.78	1.01
PETERSBURG	\$145	\$395	\$172	\$524	\$309	25	22	16	\$1,552	\$129.32	\$2.74	\$1.54	\$14.10	0.96
PRIBILOF			\$191	\$584	\$388	11	11	16	\$1,296	\$108.00	\$3.10	\$1.03	\$16.12	1.10
RAILBELT	\$156	\$473	\$194	\$594	\$354	20	14	12	\$1,312	\$109.35	\$2.90	\$0.80	\$15.01	1.02
SITKA	\$138	\$415	\$164	\$492	\$302	22	22	16	\$1,510	\$125.84	\$2.68	\$1.29	\$13.90	0.95
SKAGWAY	\$0		\$432	\$216	22	22	16	16	\$1,552	\$129.31	\$2.16	\$2.17	\$14.54	0.99
SOUTHEAST	\$121	\$368	\$138	\$420	\$262	19	19	12	\$1,144	\$95.31	\$2.23	\$1.05	\$12.50	0.85
SOUTHWEST	\$105	\$320	\$143	\$432	\$250	9	6	16	\$1,297	\$108.05	\$2.24	\$0.78	\$16.82	1.15
ST. MARY'S	\$105	\$320	\$138	\$419	\$246	10	6	16	\$1,137	\$94.72	\$2.13	\$3.07	\$17.03	1.16
TANANA	\$105	\$320	\$138	\$419	\$246	10	6	16	\$1,137	\$94.72	\$2.13	\$1.37	\$15.34	1.05
UNALASKA			\$378	\$400	\$389	15	15	10	\$1,152	\$96.00	\$3.03	\$0.85	\$14.95	1.02
VALDEZ	\$100	\$305	\$153	\$462	\$255	21	27	15	\$1,709	\$142.39	\$2.48	\$0.78	\$14.22	0.97
WRANGELL	\$105	\$320	\$143	\$432	\$250	18	18	15	\$1,361	\$113.39	\$2.27	\$1.97	\$14.55	0.99
YAKUTAT	\$156		\$190	\$173	17	4	16	16	\$891	\$74.27	\$1.55	\$0.52	\$10.47	0.71
YUKON FLATS		\$220	\$180	\$335	\$245	12	24	14	\$1,353	\$112.75	\$2.24	\$0.63	\$13.11	0.89
YUKON/KOYUKUK		\$360	\$395	\$378	20	5	16	16	\$1,169	\$97.39	\$2.97	\$0.00	\$13.22	0.90
YUPIIT	\$43	\$158	140	\$320	\$165	8	7	14	\$941	\$78.39	\$1.52	\$0.64	\$12.62	0.86

FY92 data.
FY91.

SCHOOL DISTRICT	PERS EMPLOYER CONTRIB%	6.13% SBS	6.06% FICA (Y=YES)	FICA	SCHOOL DISTRICT	PERS EMPLOYER CONTRIB%	6.13% SBS	6.20% FICA (Y=YES)	FICA	AVG FICA SBS&PERS F89&F92
ADAK REGION SCHOOLS	13.00%		Y	6.06%	ADAK REGION SCHOOLS	10.90%		Y	6.20%	22.08%
ALASKA GATEWAY SCHOOLS			Y	6.06%	ALASKA GATEWAY SCHO	12.00%		Y	6.20%	12.13%
ALEUTIAN REGION SCHOOL			Y	6.06%	ALEUTIAN REGION SCHO	0.00%		Y	6.20%	6.13%
ALEUTIANS EAST					ALEUTIANS EAST BOROU	5.24%				5.24%
ANCHORAGE SCHOOL DISTI	9.67%		Y	6.06%	ANCHORAGE SCHOOL DI	15.52%		Y	6.20%	10.73%
ANNETTE ISLAND SCHOOLS	9.04%		Y	6.06%	ANNETTE ISLAND SCHOC	13.30%		Y	6.20%	17.30%
BERING STRAIT SCHOOLS	8.90%		Y	6.06%	BERING STRAIT SCHOOL	11.50%		Y	6.20%	16.33%
BRISTOL BAY BOROUGH SC	14.06%				BRISTOL BAY BOROUGH:	17.69%				15.88%
CHATHAM SCHOOLS	3.40%		Y	6.06%	CHATHAM SCHOOLS	11.50%		Y	6.20%	13.58%
CHUGACH SCHOOLS	5.40%				CHUGACH SCHOOLS	4.39%				4.90%
COPPER RIVER SCHOOLS	2.34%		Y	6.06%	COPPER RIVER SCHOOLS	8.57%		Y	6.20%	11.59%
CORDOVA CITY SCHOOLS	13.72%		Y	6.06%	CORDOVA CITY SCHOOL	17.91%		Y	6.20%	21.95%
CRAIG CITY SCHOOLS	17.83%		Y	6.06%	CRAIG CITY SCHOOLS	15.08%		Y	6.20%	22.59%
DELTA/GREELY SCHOOLS	9.47%		Y	6.06%	DELTA/GREELY SCHOOLS	12.00%		Y	6.20%	16.87%
DILLINGHAM CITY SCHOOLS	16.74%		Y	6.06%	DILLINGHAM CITY SCHOC	18.62%		Y	6.20%	23.81%
FAIRBANKS NORTH STAR B	0.51%		Y	6.06%	FAIRBANKS NORTH STAR	3.81%		Y	6.20%	8.29%
GALENA CITY SCHOOL DSIT	3.70%		Y	6.06%	GALENA CITY SCHOOL D	0.00%		Y	6.20%	7.98%
HAINES BOROUGH SCHOOL	9.47%		Y	6.06%	HAINES BOROUGH SCHO	12.00%		Y	6.20%	16.87%
HOONAH CITY SCHOOLS	18.74%		Y	6.06%	HOONAH CITY SCHOOLS	22.83%		Y	6.20%	26.92%
HYDABURG CITY SCHOOLS	4.19%				HYDABURG CITY SCHOOL	13.69%				8.94%
IDITAROD AREA SCHOOLS	5.17%		Y	6.06%	IDITAROD AREA SCHOOL	10.08%		Y	6.20%	13.76%
JUNEAU BOROUGH SCHOOL	6.96%		Y	6.06%	JUNEAU BOROUGH SCHC	13.93%		Y	6.20%	16.58%
KAKE CITY SCHOOLS			Y	6.06%	KAKE CITY SCHOOLS	0.00%		Y	6.20%	6.13%
KASHUNAMIUT SCHOOL DIS	8.85%				KASHUNAMIUT SCHOOL I	10.75%				9.80%
KENAI PENINSULA BOROU	13.15%		Y	6.06%	KENAI PENINSULA BOROI	13.38%		Y	6.20%	19.40%
KETCHIKAN GATEWAY BORI	15.13%		Y	6.06%	KETCHIKAN GATEWAY BC	18.69%		Y	6.20%	23.04%
KLAWOCK CITY SCHOOLS			Y	6.06%	KLAWOCK CITY SCHOOLS	12.00%		Y	6.20%	12.13%
KODIAK ISLAND BOROUGH S	4.27%		Y	6.06%	KODIAK ISLAND BOROU	8.25%		Y	6.20%	12.39%
KUSPUK SCHOOL	4.65%		Y	6.06%	KUSPUK SCHOOL	6.69%		Y	6.20%	11.80%
LAKE & PENINSULA SCHOOL	5.40%				LAKE & PENINSULA SCHC	7.33%				6.37%
LOWER KUSKOKWIM SCHOOL	4.39%		Y	6.06%	LOWER KUSKOKWIM SCH	9.24%		Y	6.20%	12.95%
LOWER YUKON SCHOOL DIST	10.01%		Y	6.06%	LOWER YUKON SCHOOL	12.16%		Y	6.20%	17.22%
MAT-SU BOROUGH SCHOOL	7.53%	6.13%			MAT-SU BOROUGH SCHO	9.59%	6.13%			14.69%
NENANA CITY SCHOOLS	7.29%		Y	6.06%	NENANA CITY SCHOOLS	6.20%		Y	6.20%	12.88%
NOME CITY SCHOOLS	9.36%		Y	6.06%	NOME CITY SCHOOLS	9.05%		Y	6.20%	15.34%
NORTH SLOPE BOROUGH S	5.40%		Y	6.06%	NORTH SLOPE BOROUGH	11.57%		Y	6.20%	14.62%
NORTHWEST ARCTIC BOROUGH					NORTHWEST ARCTIC BOI	59.40%				29.70%
PELICAN CITY SCHOOLS					PELICAN CITY SCHOOLS	17.96%				8.98%
PETERSBURG CITY SCHOOL	13.56%				PETERSBURG CITY SCHC	17.87%				15.72%
PRIIBILOF SCHOOL DISTRICT			Y	6.06%	PRIIBILOF SCHOOL DISTR	4.84%		Y	6.20%	8.55%
RAILBELT SCHOOL DISTRICT	1.84%		Y	6.06%	RAILBELT SCHOOL DISTR	0.00%		Y	6.20%	7.05%
SITKA BOROUGH SCHOOLS	6.83%	6.13%			SITKA BOROUGH SCHO	6.94%	6.13%			13.02%
SKAGWAY CITY SCHOOL	17.28%				SKAGWAY CITY SCHOOL	25.29%				21.29%
SOUTHEAST ISLAND SCHOC	6.40%		Y	6.06%	SOUTHEAST ISLAND SCH	4.03%		Y	6.20%	11.35%
SOUTHWEST REGION SCHC	3.46%				SOUTHWEST REGION SC	7.92%				5.69%
SAINT MARY'S SCHOOL DIST	21.83%		Y	6.06%	SAINT MARY'S SCHOOL D	17.73%		Y	6.20%	25.91%
TANANA CITY SCHOOLS	9.83%				TANANA CITY SCHOOLS	13.37%				11.60%
UNALASKA CITY SCHOOL DIST	3.02%		Y	6.06%	UNALASKA CITY SCHOOL	6.19%				7.64%
VALDEZ CITY SCHOOLS	2.10%				VALDEZ CITY SCHOOLS	12.22%				7.16%
WRANGELL CITY SCHOOLS	10.13%		Y	6.06%	WRANGELL CITY SCHOOL	15.86%		Y	6.20%	19.13%
YAKUTAT CITY SCHOOL DISTRICT			Y	6.06%	YAKUTAT CITY SCHOOL I	0.00%		Y	6.20%	6.13%
YUKON FLATS SCHOOLS			Y	6.06%	YUKON FLATS SCHOOLS	0.00%		Y	6.20%	6.13%
YUKON/KOYUKUK SCHOOLS					YUKON/KOYUKUK SCHOC	0.00%				0.00%
YUPIIT SCHOOL DISTRICT			Y	6.06%	YUPIIT SCHOOL DISTRICT	0.00%		Y	6.20%	6.13%

	HOUSING		HOUSING		MEDICAL		MEDICAL		MEDICAL P. LEAVE				P LV TRAVEL		AVG TVL	
	F89	F92	ADJ 89&92	F89	F92	F89	F92	F89&92 AVC	F89	F92	F89&92 AVC	F89	F92	F89	F92	CST F89&92
				SINGLE	FAMILY	SINGLE	FAMILY									
ADAK	0	8000	83	\$1,873	\$5,673	\$2,400	\$4,800	\$3,687	2	2	497	924	3500	2212		
ALASKA GATEWAY	0	0	0	\$1,274	\$3,848	\$1,520	\$5,200	\$2,961	2	2	505	0	0	0		
ALEUTIAN REGION	40940	7074	2459	\$2,200	\$6,000	\$2,880	\$5,100	\$4,045	3	3	812	0	0	0		
ALEUTIANS EAST	0	69298	1650	\$1,660	\$5,030	\$1,710	\$5,184	\$3,396	3	3	652	0	261	261		
ANCHORAGE	0	0	0	\$2,438	\$2,438	\$4,116	\$4,116	\$3,277	2	2	452	0	0	0		
ANNETTE ISLANDS	0	2300	29	\$1,266	\$3,835	\$1,711	\$5,183	\$2,999	2	2	396	0	0	0		
BERING STRAIT	434000	475121	3300	\$2,109	\$2,109	\$1,866	\$5,003	\$2,772	2	2	410	0	0	0		
BRISTOL BAY	0	0	0	\$1,260	\$3,828	\$1,710	\$5,184	\$2,996	2	2	443	0	200	100		
CHATHAM	0	0	0	\$2,600	\$4,700	\$2,600	\$4,700	\$3,650	2	4	635	0	0	0		
CHUGACH	1550	0	55	\$1,392	\$4,217	\$1,710	\$5,183	\$3,126	3	3	598	0	600	300		
COPPER RIVER	9600	2500	133	\$4,680	\$4,680	\$4,200	\$4,200	\$4,440	2	3	586	0	0	0		
CORDOVA	0	0	0	\$1,303	\$3,949	\$1,710	\$5,183	\$3,036	2	2	474	0	0	0		
CRAIG	0	0	0	\$1,661	\$5,032	\$1,710	\$5,183	\$3,397	3	4	747	0	0	0		
DELTA/GREELY	0	0	0	\$1,883	\$5,691	\$2,648	\$6,550	\$4,193	2	2	458	0	0	0		
DILLINGHAM	0	0	0	\$1,931	\$5,489	\$4,200	\$5,520	\$4,285	2	2	463	0	0	0		
FAIRBANKS	0	0	0	\$4,089	\$4,089	\$4,745	\$4,745	\$4,417	3	3	707	0	0	0		
GALENA	0	0	0	\$1,670	\$5,041	\$1,710	\$5,183	\$3,401	3	3	683	0	0	0		
HAINES	0	0	0	\$1,884	\$5,692	\$1,670	\$3,046	\$3,573	2	2	442	0	145	72.5		
HOONAH	0	0	0	\$1,393	\$4,211	\$1,769	\$5,246	\$3,155	5	5	1127	0	0	0		
HYDABURG	0	0	0	\$1,368	\$2,748	\$2,344	\$7,148	\$3,402	3	3	585	0	0	0		
IDITAROD	15610	6347	286	\$1,424	\$4,300	\$1,431	\$4,320	\$2,869	3	3	681	0	0	0		
JUNEAU	0	0	0	\$3,324	\$3,324	\$3,828	\$3,828	\$3,576	6	6	1174	0	0	0		
KAKE	0	0	0	\$1,431	\$4,320	\$1,444	\$4,361	\$2,889	3	3	607	0	0	0		
KASHUNAMIUT	42000	28779	2135	\$3,109	\$6,011	\$2,001	\$4,048	\$3,792	2	2	429	900	0	450		
KENAI	0	2340	2	\$4,529	\$4,529	\$4,176	\$4,176	\$4,353	2	2	446	0	0	0		
KETCHIKAN	0	0	0	\$1,638	\$4,516	\$2,163	\$6,455	\$3,693	2	2	473	0	0	0		
KLAWOCK	0	0	0	\$537	\$1,871	\$1,704	\$5,172	\$2,321	3	3	671	0	0	0		
KODIAK	0	63535	194	\$1,524	\$4,616	\$2,122	\$6,429	\$3,673	3	3	680	359	475	417		
KUSPUK	26900	0	299	\$1,734	\$5,235	\$1,892	\$5,713	\$3,643	3	3	671	0	0	0		
LAKE AND PENINSL	0	0	0	\$1,392	\$4,218	\$1,710	\$5,183	\$3,126	5	5	1067	530	370	450		
LOWER KUSKOKWI	110488	616917	1501	\$2,210	\$2,210	\$1,034	\$2,842	\$2,074	2	2	479	428	450	439		
LOWER YUKON	0	176299	639	\$911	\$2,763	\$1,763	\$5,255	\$2,673	2	2	488	0	0	0		
MAT-SU	0	0	0	\$4,664	\$4,664	\$4,200	\$4,200	\$4,432	3	4	808	0	0	0		
NENANA	0	0	0	\$1,524	\$4,392	\$1,719	\$5,196	\$3,208	3	3	650	0	0	0		
NOME	0	0	0	\$1,319	\$4,164	\$1,697	\$5,357	\$3,134	2	2	497	0	0	0		
NORTH SLOPE	0	0	0	\$2,550	\$2,550	\$2,010	\$5,050	\$3,040	3	3	820	0	170	85		
NORTHWEST ARCT	0	402751	1526	\$1,800	\$1,800	\$2,640	\$2,640	\$2,220	3	3	724	0	0	0		
PELICAN	0	0	0	\$1,783	\$5,691	\$1,710	\$5,228	\$3,603	3	3	689	0	0	0		
PETERSBURG	0	0	0	\$1,686	\$5,108	\$2,333	\$7,133	\$4,065	3	3	661	0	0	0		
PRIBILOF	0	33157	1184	\$1,876	\$5,691	\$2,297	\$7,008	\$4,218	3	3	729	0	0	0		
RAILBELT	0	0	0	\$1,873	\$5,676	\$2,333	\$7,133	\$4,254	3	3	652	0	0	0		
SITKA	0	0	0	\$1,494	\$4,500	\$2,011	\$6,045	\$3,513	1	1	238	0	0	0		
SKAGWAY	0	0	0	\$1,896	\$5,700	\$1,720	\$5,197	\$3,628	3	3	567	0	0	0		
SOUTHEAST	79142	117320	1889	\$1,465	\$4,424	\$1,710	\$5,032	\$3,158	3	3	668	0	0	0		
SOUTHWEST	0	0	0	\$1,265	\$3,834	\$1,710	\$5,183	\$2,998	2	2	469	0	0	0		
ST. MARY'S	0	14667	524	\$1,265	\$3,542	\$1,660	\$5,028	\$2,874	3	3	619	0	0	0		
TANANA	0	0	0	\$1,922	\$5,876	\$2,333	\$7,133	\$4,316	3	3	747	0	0	0		
UNALASKA	2000	0	59	\$1,501	\$4,533	\$4,800	\$4,800	\$3,909	3	4	755	0	0	0		
VALDEZ	0	0	0	\$1,460	\$4,424	\$1,826	\$5,548	\$3,315	5	3	1020	0	0	0		
WRANGELL	0	0	0	\$1,260	\$3,828	\$1,710	\$5,183	\$2,995	3	3	700	0	0	0		
YAKUTAT	0	0	0	\$1,873	\$5,676	\$1,830	\$5,544	\$3,731	4	4	812	0	0	0		
YUKON FLATS	0	71135	827	\$1,800	\$4,017	\$2,444	\$4,500	\$3,190	4	4	920	0	0	0		
YUKON/KOYUKUK	106200	0	965	\$1,450	\$4,380	\$4,740	\$4,740	\$3,828	3	3	703	0	0	0		
YUPIIT	7000	47678	888	\$1,560	\$3,000	\$1,800	\$4,040	\$2,600	2	2	379	380	325	352.5		

SCHOOL DISTRICT	CONTRACT DAYS F89	CONTRACT DAYS F90	CERT TCHR FTE F89	CERT TCHF FTE F92	F89&92 AVG
ADAK	188	188	43	48	45.50
ALASKA GATEWAY	188	188	36	44	40.00
ALEUTIAN REGION	189	189	13	4	8.50
ALEUTIANS EAST		189		42	42.00
ANCHORAGE	188	188	2383	2679	2531.00
ANNETTE ISLAND	188	188	39	39	39.00
BERING STRAIT	192	192	128	148	138.00
BRISTOL BAY	188	188	25	26	25.50
CHATHAM	188	185	39	42	40.50
CHUGACH	190	190	14	14	14.00
COPPER RIVER	183	183	45	47	46.00
CORDOVA	188	188	35	36	35.50
CRAIG	190	190	17	21	19.00
DELTA GREELY	188	188	60	61	60.50
DILLINGHAM	189	190	40	48	44.00
FAIRBANKS	188	189	863	953	908.00
GALENA	188	188	19	20	19.50
HAINES	187	187	32	38	35.00
HOONAH	190	190	19	20	19.50
HYDABURG	185	186	11	13	12.00
IDITAROD	188	188	40	35	37.50
JUNEAU	180	180	295	239	267.00
KAKE	189	189	19	17	18.00
KASHUNAMIUT	190	192	17	16	16.50
KENAI	188	188	569	653	611.00
KETCHIKAN	187	187	170	177	173.50
KLAWOCK	190	190	17	18	17.00
KODIAK	188	188		164	162.00
KUSPUK	188	188		48.8	46.90
LAKE & PENINSULA	187	187		54	50.50
LOWER KUSKOKUM	190	190	233	244	238.50
LOWER YUKON	188	188	125	138	131.50
MAT-SU	183	183	495	624	559.50
NENANA	188	188	17.2	19	18.10
NOME	188	188	51	55	53.00
NORTH SLOPE	190	190	145	141	143.00
NORTHWEST ARC	189	189	123	132	127.50
PELICAN	185	185	6	6	6.00
PETERSBURG	194	190	46	45	45.50
PRIBILOF	188	188	13	14	13.50
RAILBELT	188	188	30	27	28.50
SITKA	186	186	106	115	110.50
SKAGWAY	187	188	12	14	13.00
SOUTHEAST ISLAND	188	188	52	52	52.00
SOUTHWEST REGION	189	189	57	56	56.50
ST. MARY'S	188	188	15	14	14.50
TANANA	190	190	8	8	8.00
UNALASKA	190	190	17	22	19.50
VALDEZ	190	190	59	66	62.50
WRANGELL	187	187	41	38	39.50
YAKUTAT	190	190	14	15	14.50
YUKON FLATS	188	188	37	43	40.00
YUKON-KOYUKUK	190	190	55	51	53.00
YUPIIT	190	195	29.4	31	30.20

	0.89%	0.41%	0.95%	0.60%	3.54%	2.41%	4.18%	1.22%				
SCHOOL	PROF/		INSUR &			OTHER				Non-Pers		
DISTRICT	TECHNICAL	COMM	BOND	TRAVEL	UTILITIES	SERVICES	SUPPLIES	EQUIP	OTHER	DIFF		
	400	410	415	420	430	440	450	510				
Adak	1.21	1.46	1.31	1.99	1.17	1.74	1.06	1.04	1.00	1.27	6.12%	400
Alaska Gateway	1.11	1.16	1.32	1.29	1.20	1.11	1.06	1.01	1.00	1.13	2.86%	410
Aleutian Region	1.20	1.02	1.39	1.68	1.28	1.69	1.06	1.03	1.00	1.27	6.57%	415
Aleutians East	1.20	1.02	1.39	1.68	1.28	1.69	1.06	1.03	1.00	1.27	4.13%	420
Anchorage	1.00	1.00	1.00	1.00	1.00	1.00	1.00	1.00	1.00	1.00	24.41%	430
Annette Island	1.12	1.29	1.38	1.35	1.83	1.03	0.91	1.00	1.00	1.24	16.59%	440
Bering Strait	1.12	1.38	1.38	2.37	1.85	1.35	1.07	1.03	1.00	1.39	28.82%	450
Bristol Bay	1.16	1.31	1.38	1.46	1.64	1.36	1.06	1.02	1.00	1.30	8.43%	510
Chatham	1.10	1.13	1.35	1.70	1.37	1.15	0.93	1.01	1.00	1.16	2.06%	530
Chugach	1.04	1.29	1.32	2.20	1.25	1.08	1.05	1.01	1.00	1.17	100.00%	Total
Copper River	1.06	0.90	1.32	1.12	1.19	1.11	1.05	1.01	1.00	1.11		
Cordova	1.10	1.15	1.24	1.14	1.73	1.17	1.05	1.02	1.00	1.26		
Craig	1.08	1.14	1.40	1.36	1.85	1.14	0.92	1.01	1.00	1.26		
Delta Greely	1.08	1.34	1.32	1.35	1.06	1.05	1.07	1.01	1.00	1.09		
Dillingham	1.16	1.49	1.31	1.42	1.31	1.35	1.05	1.02	1.00	1.21		
Fairbanks	0.97	1.11	1.00	1.20	1.00	1.00	1.08	1.00	1.00	1.03		
Galena	1.10	1.66	1.39	1.47	1.40	1.34	1.07	1.02	1.00	1.25		
Haines	1.08	1.15	1.00	1.06	1.12	1.15	0.92	1.01	1.00	1.04		
Hoonah	1.09	1.14	1.25	1.30	1.46	1.09	0.91	1.01	1.00	1.14		
Hydaburg	1.07	1.10	1.13	1.38	1.87	1.15	0.81	1.01	1.00	1.21		
Iditarod	1.11	1.32	1.40	1.36	1.26	1.21	1.04	1.02	1.00	1.17		
Juneau	1.00	1.16	1.00	1.00	0.96	1.00	0.93	1.01	1.00	0.98		
Kake	1.09	1.04	1.12	1.19	1.94	1.20	0.93	1.01	1.00	1.27		
Kashunamiut	1.14	1.66	1.19	1.66	1.45	1.50	1.06	1.02	1.00	1.28		
Kenai	1.01	1.19	1.00	1.03	0.96	1.00	1.06	1.00	1.00	1.02		
Ketchikan	1.00	1.05	1.00	1.31	1.06	1.00	0.92	1.00	1.00	1.01		
Klawock	1.08	1.46	1.30	1.41	2.00	1.14	0.91	1.01	1.00	1.30		
Kodiak	1.06	1.43	1.00	2.23	1.17	1.14	1.05	1.02	1.00	1.15		
Kuspuk	1.10	1.43	1.40	1.52	1.32	1.33	1.04	1.02	1.00	1.21		
Lake & Peninsula	1.15	1.53	1.34	1.77	1.34	1.35	1.06	1.02	1.00	1.24		

	0.89%	0.41%	0.95%	0.60%	3.54%	2.41%	4.18%	1.22%		
SCHOOL	PROF/ TECHNICAL	COMM	INSUR & BOND	TRAVEL	UTILITIES	OTHER SERVICES	SUPPLIES	EQUIP	OTHER	Non-Pers DIFF
DISTRICT	400	410	415	420	430	440	450	510		
Lower Kuskokwim	1.14	1.44	1.37	2.31	1.97	1.01	1.05	1.02	1.00	1.35
Lower Yukon	1.09	1.59	1.36	2.40	1.47	1.40	1.05	1.02	1.00	1.30
Mat-Su	0.99	1.08	1.00	1.01	0.97	1.00	1.06	1.00	1.00	1.01
Nenana	0.97	1.70	1.37	1.38	1.28	1.04	1.07	1.01	1.00	1.15
Nome	1.19	1.30	1.37	1.58	1.09	1.48	1.08	1.03	1.00	1.20
North Slope	1.21	1.46	1.20	1.93	1.35	1.70	1.08	1.03	1.00	1.30
Northwest Arctic	1.15	1.46	1.29	1.77	1.85	1.84	1.06	1.03	1.00	1.44
Pelican	1.09	1.14	1.25	1.30	1.46	1.09	0.91	1.01	1.00	1.14
Petersburg	1.07	1.31	1.37	1.30	1.00	1.06	0.94	1.00	1.00	1.04
Pribilof	1.40	1.56	1.32	2.47	1.28	1.93	1.04	1.04	1.00	1.36
Railbelt	1.08	1.00	1.35	1.20	1.12	1.09	1.06	1.01	1.00	1.10
Sitka	1.07	1.16	1.00	1.21	0.96	1.01	0.92	1.01	1.00	0.99
Skagway	1.08	1.05	1.36	1.21	1.21	1.15	0.93	1.01	1.00	1.10
Southeast Island	1.07	1.19	1.28	1.86	1.81	1.01	0.94	1.00	1.00	1.25
Southwest Region	1.16	1.37	1.40	1.19	1.40	1.29	1.05	1.02	1.00	1.22
ST. Mary's	1.13	1.60	1.38	1.58	1.38	1.40	1.05	1.02	1.00	1.25
Tanana	1.10	1.66	1.39	1.47	1.40	1.34	1.07	1.02	1.00	1.25
Unalaska	1.24	1.89	1.30	2.10	1.18	1.81	1.07	1.04	1.00	1.31
Vakdež	1.09	1.08	1.34	1.16	1.23	1.18	1.08	1.01	1.00	1.15
Wrangell	1.10	1.22	1.37	1.34	0.96	1.04	0.93	1.00	1.00	1.03
Yakutat	1.07	1.41	1.29	1.10	1.28	1.14	1.06	1.02	1.00	1.15
Yukon Flats	1.09	1.46	1.33	2.08	1.31	1.38	1.08	1.02	1.00	1.25
Yukon-Koyukuk	1.03	1.21	1.37	1.34	1.25	1.29	1.06	1.02	1.00	1.17
Yuplit	1.14	1.44	1.37	2.31	1.97	1.01	1.05	1.02	1.00	1.35

Alaska Department of Education
 FY93 FOUNDATION ADM'S BY FUNDING COMMUNITY

3-2-93 FILE: FY93ADM#2.XLS

District Total ADM	District Type	SCHOOL DISTRICT	FUNDING COMMUNITY	ADM BY COMMUNITY
607.90	REAA	COPPER RIVER	PAXSON	0.00
9,589.00	C/B	KENAI PENINSULA	BELUGA	0.00
9,589.00	C/B	KENAI PENINSULA	DOLINA	0.00
9,589.00	C/B	KENAI PENINSULA	WINDY BAY	0.00
387.85	REAA	YUKON FLATS	CENTRAL	0.00
23.00	REAA	ALEUTIAN REGION	NIKOLSKI	5.00
418.20	REAA	IDITAROD	TELIDA	5.00
418.00	REAA	SOUTHEAST ISLAND	MEYERS CHUCK	5.00
132.25	REAA	CHUGACH	ICY BAY	6.00
607.90	REAA	COPPER RIVER	LOTTIE SPARKS	6.00
418.00	REAA	SOUTHEAST ISLAND	BRUCE HILL	6.00
418.00	REAA	SOUTHEAST ISLAND	KASAAN	6.45
512.05	REAA	ALASKA GATEWAY	ALCAN BORDER	7.00
418.20	REAA	IDITAROD	LIME VILLAGE	7.35
348.95	REAA	CHATHAM	TENAKEE SPRINGS	7.55
348.95	REAA	CHATHAM	HOBART BAY	7.65
418.00	REAA	SOUTHEAST ISLAND	SMITH COVE	7.65
462.85	C/B	LAKE & PENINSULA	IGIUGIG	8.00
584.65	REAA	YUKON/KOYUKUK	BETTLES	8.00
478.85	REAA	SOUTHWEST REGION	CLARKS POINT	8.25
2,563.93	C/B	KODIAK ISLAND	BIG SANDY LAKE	8.30
418.00	REAA	SOUTHEAST ISLAND	ROWAN BAY	8.30
132.25	REAA	CHUGACH	TWO MOON BAY	9.00
418.20	REAA	IDITAROD	LAKE MINCHUMINA	9.00
937.40	REAA	DELTA/GREELY	HEALY LAKE	9.50
418.00	REAA	SOUTHEAST ISLAND	POLK INLET	10.00
2,885.80	REAA	LOWER KUSKOKWIM	OSCARVILLE	11.00
10,677.00	C/B	MAT-SU	BERYOZAYA	11.00
512.05	REAA	ALASKA GATEWAY	TANACROSS	11.25
462.85	C/B	LAKE & PENINSULA	FORT ALSWORTH	11.50
391.00	C/B	ALEUTIAN EAST	NELSON LAGOON	12.00
348.95	REAA	CHATHAM	ELFIN COVE	12.00
418.00	REAA	SOUTHEAST ISLAND	PORT PROTECTION	12.00
462.85	C/B	LAKE & PENINSULA	IVANOF BAY	12.80
1,858.38	C/B	SITKA	CORNER BAY	13.00
2,885.80	REAA	LOWER KUSKOKWIM	PLATINUM	13.15
427.75	REAA	KUSPUK	RED DEVIL	13.25
418.20	REAA	IDITAROD	TAKOTNA	14.00
1,858.38	C/B	SITKA	FALSE PASS	14.00
418.00	REAA	SOUTHEAST ISLAND	CRAIK	14.00
387.85	REAA	YUKON FLATS	BIRCH CREEK	14.00

12
5
3
20
LESS
THAN
10

Alaska Department of Education
 FY93 FOUNDATION ADM'S BY FUNDING COMMUNITY

3-2-93 FILE: FY93ADM#2.XLS

District Total ADM	District Type	SCHOOL DISTRICT	FUNDING COMMUNITY	ADM BY COMMUNITY
427.75	REAA	KUSPUK	STONY RIVER	14.30
10,677.00	C/B	MAT-SU	SKWENTNA	15.00
2,563.93	C/B	KODIAK ISLAND	DANGER BAY	16.00
478.85	REAA	SOUTHWEST REGION	TWIN HILLS	16.00
348.95	REAA	CHATHAM	FRESHWATER BAY	16.45
2,563.93	C/B	KODIAK ISLAND	KARLUK	16.48
391.00	C/B	ALEUTIAN EAST	FALSE PASS	17.00
584.65	REAA	YUKON/KOYUKUK	HUGHES	17.00
23.00	REAA	ALEUTIAN REGION	ATKA	18.00
265.35	C/B	BRISTOL BAY	S. NAKNEK	18.00
607.90	REAA	COPPER RIVER	GAKONA	18.00
462.85	C/B	LAKE & PENINSULA	EGEGIK	18.00
418.00	REAA	SOUTHEAST ISLAND	EDNA BAY	18.00
418.00	REAA	SOUTHEAST ISLAND	WHALE PASS	18.00
387.85	REAA	YUKON FLATS	RAMPART	18.00
432.30	C/B	HAINES	MOSQUITO LAKE	18.90
418.00	REAA	SOUTHEAST ISLAND	JR GILDERSLEEVE	19.00
512.05	REAA	ALASKA GATEWAY	DOT LAKE	20.00
418.20	REAA	IDITAROD	NIKOLAI	20.00
462.85	C/B	LAKE & PENINSULA	PEDRO BAY	20.75
1,736.80	C/B	NORTHWEST ARCTIC	KOBUK	20.75
478.85	REAA	SOUTHWEST REGION	EKWOK	21.20
132.25	REAA	CHUGACH	CHENEGA BAY	21.25
462.85	C/B	LAKE & PENINSULA	PILOT POINT	22.00
418.00	REAA	SOUTHEAST ISLAND	HOLLIS	22.00
418.00	REAA	SOUTHEAST ISLAND	LABOUCHERE BAY	22.00
584.65	REAA	YUKON/KOYUKUK	MANLEY HOT SPRINGS	22.00
427.75	REAA	KUSPUK	SLEETMUTE	22.25
462.85	C/B	LAKE & PENINSULA	LEVELOK	22.55
418.00	REAA	SOUTHEAST ISLAND	PORT ALEXANDER	22.80
2,563.93	C/B	KODIAK ISLAND	AKHIOK	22.90
607.90	REAA	COPPER RIVER	SLANA	22.95
418.20	REAA	IDITAROD	ANVIK	22.95
387.85	REAA	YUKON FLATS	CIRCLE	23.00
391.00	C/B	ALEUTIAN EAST	COLD BAY	24.00
387.85	REAA	YUKON FLATS	STEVENS VILLAGE	25.00
512.05	REAA	ALASKA GATEWAY	EAGLE	26.00
387.85	REAA	YUKON FLATS	CHALKYITSIK	26.00
462.85	C/B	LAKE & PENINSULA	CHIGNIK LAGOON	27.85
132.25	REAA	CHUGACH	TATITLEK	28.00
387.85	REAA	YUKON FLATS	BEAVER	28.00

37
LESS
THAN
15

72
LESS
THAN
25

Alaska Department of Education
 FY93 FOUNDATION ADM'S BY FUNDING COMMUNITY

3-2-93 FILE: FY93ADM#2.XLS

District Total ADM	District Type	SCHOOL DISTRICT	FUNDING COMMUNITY	ADM BY COMMUNITY
2,563.93	C/B	KODIAK ISLAND	CHINIAK	28.35
1,520.65	REAA	LOWER YUKON	PITKAS POINT	28.70
427.75	REAA	KUSPUK	CROOKED CREEK	28.85
9,589.00	C/B	KENAI PENINSULA	HOPE	29.00
391.00	C/B	ALEUTIAN EAST	AKUTAN	30.00
348.95	REAA	CHATHAM	KLUKWAN	30.00
369.55	REAA	RAILBELT	CANTWELL	30.10
9,589.00	C/B	KENAI PENINSULA	TYONEK	30.45
584.65	REAA	YUKON/KOYUKUK	KOYUKUK	30.55
462.85	C/B	LAKE & PENINSULA	PORT HEIDEN	30.95
607.90	REAA	COPPER RIVER	CHISTOCHINA	31.00
9,589.00	C/B	KENAI PENINSULA	RAZDOLNA	31.00
9,589.00	C/B	KENAI PENINSULA	MOOSE PASS	31.15
427.75	REAA	KUSPUK	CHUATHBALUK	31.35
462.85	C/B	LAKE & PENINSULA	CHIGNIK BAY	31.85
418.00	REAA	SOUTHEAST ISLAND	NAUKATI	32.40
2,563.93	C/B	KODIAK ISLAND	LARSEN BAY	32.70
462.85	C/B	LAKE & PENINSULA	PERRYVILLE	33.00
1,520.65	REAA	LOWER YUKON	SHELDON POINT	33.00
478.85	REAA	SOUTHWEST REGION	ALEKNAGIK NORTH	33.00
387.85	REAA	YUKON FLATS	ARCTIC VILLAGE	33.00
512.05	REAA	ALASKA GATEWAY	MENTASTA	33.95
512.05	REAA	ALASKA GATEWAY	TETLIN	34.10
9,589.00	C/B	KENAI PENINSULA	PORT GRAHAM	35.00
1,508.09	C/B	NORTH SLOPE	POINT LAY	36.33
478.85	REAA	SOUTHWEST REGION	KOLIGANEK	37.00
462.85	C/B	LAKE & PENINSULA	KOKHANOK	40.00
418.00	REAA	SOUTHEAST ISLAND	HOWARD VALENTINE	40.75
10,677.00	C/B	MAT-SU	GLACIER VIEW	41.00
1,508.09	C/B	NORTH SLOPE	KAKTOVIK	41.00
2,563.93	C/B	KODIAK ISLAND	OUZINKIE	41.05
158.50	REAA	PRIBILOF	ST. GEORGE	42.50
418.20	REAA	IDITAROD	SHAGELUK	43.00
462.85	C/B	LAKE & PENINSULA	CHIGNIK LAKE	43.00
2,885.80	REAA	LOWER KUSKOKWIM	NIGHTMUTE	43.30
1,476.65	REAA	BERING STRAIT	GOLOVIN	44.00
348.95	REAA	CHATHAM	CUBE COVE	44.20
584.65	REAA	YUKON/KOYUKUK	ALLAKAKET	44.85
1,476.65	REAA	BERING STRAIT	WHITE MOUNTAIN	45.05
2,885.80	REAA	LOWER KUSKOKWIM	MEKORYUK	45.40
9,589.00	C/B	KENAI PENINSULA	COOPER LANDING	45.85

Alaska Department of Education
 FY93 FOUNDATION ADM'S BY FUNDING COMMUNITY

3-2-93 FILE: FY93ADM#2.XLS

District Total ADM	District Type	SCHOOL DISTRICT	FUNDING COMMUNITY	ADM BY COMMUNITY
1,508.09	C/B	NORTH SLOPE	ATQASUK	46.25
46.50	C/B	PELICAN	PELICAN	46.50
1,476.65	REAA	BERING STRAIT	WALES	47.80
1,736.80	C/B	NORTHWEST ARCTIC	DEERING	49.05
9,589.00	C/B	KENAI PENINSULA	ENGLISH BAY	50.00
427.75	REAA	KUSPUK	LOWER KALSKAG	50.30
2,885.80	REAA	LOWER KUSKOKWIM	GOODNEWS BAY	51.45
1,476.65	REAA	BERING STRAIT	SHAKTOOLIK	54.40
10,677.00	C/B	MAT-SU	TRAPPER CREEK	55.00
9,589.00	C/B	KENAI PENINSULA	KACHEMAK SELO	56.20
2,563.93	C/B	KODIAK ISLAND	PORT LIONS	58.10
1,476.65	REAA	BERING STRAIT	DIOMEDE	59.15
1,736.80	C/B	NORTHWEST ARCTIC	SHUNGNAK	60.00
584.65	REAA	YUKON/KOYUKUK	RUBY	60.00
462.85	C/B	LAKE & PENINSULA	NONDALTON	62.00
418.20	REAA	IDITAROD	GRAYLING	63.00
348.95	REAA	CHATHAM	GUSTAVUS	65.00
2,885.80	REAA	LOWER KUSKOKWIM	EEK	65.65
132.25	REAA	CHUGACH	WHITTIER	68.00
584.65	REAA	YUKON/KOYUKUK	HUSLIA	69.70
2,885.80	REAA	LOWER KUSKOKWIM	KWIGILLINGOK	70.50
2,885.80	REAA	LOWER KUSKOKWIM	AKULA	70.70
418.20	REAA	IDITAROD	HOLY CROSS	72.35
584.65	REAA	YUKON/KOYUKUK	MINTO	72.85
2,885.80	REAA	LOWER KUSKOKWIM	AKIUK	74.00
9,589.00	C/B	KENAI PENINSULA	VOZNESENKA	75.05
1,476.65	REAA	BERING STRAIT	BREVIK MISSION	76.37
1,476.65	REAA	BERING STRAIT	KOYUK	76.25
387.85	REAA	YUKON FLATS	VENETIE	77.30
584.65	REAA	YUKON/KOYUKUK	KALTAG	78.00
2,563.93	C/B	KODIAK ISLAND	OLD HARBOR	78.40
462.85	C/B	LAKE & PENINSULA	NEWHALEN	78.60
10,677.00	C/B	MAT-SU	SUTTON	79.00
1,476.65	REAA	BERING STRAIT	TELLER	79.10
607.90	REAA	COPPER RIVER	COPPER CENTER	79.45
1,476.65	REAA	BERING STRAIT	ELIM	79.50
512.05	REAA	ALASKA GATEWAY	NORTHWAY	79.60
2,885.80	REAA	LOWER KUSKOKWIM	ATMAUTLAUK	80.40
15,250.50	C/B	FAIRBANKS	SALCHA	81.00
2,885.80	REAA	LOWER KUSKOKWIM	TUNTUTULIAK	81.30
2,885.80	REAA	LOWER KUSKOKWIM	TUNUNAK	84.00

Alaska Department of Education
 FY93 FOUNDATION ADM'S BY FUNDING COMMUNITY

3-2-93 FILE: FY93ADM#2.XLS

District Total ADM	District Type	SCHOOL DISTRICT	FUNDING COMMUNITY	ADM BY COMMUNITY
1,508.09	C/B	NORTH SLOPE	ANAKTUVUK PASS	84.15
2,885.80	REAA	LOWER KUSKOKWIM	NEWTOK	84.50
9,589.00	C/B	KENAI PENINSULA	SELDOVIA	85.10
1,520.65	REAA	LOWER YUKON	RUSSIAN MISSION	85.25
2,885.80	REAA	LOWER KUSKOKWIM	NAPASKIAK	85.65
1,520.65	REAA	LOWER YUKON	MARSHALL	86.20
427.75	REAA	KUSPUK	UPPER KALSKAG	87.45
2,885.80	REAA	LOWER KUSKOKWIM	KONGIGANAK	89.25
2,885.80	REAA	LOWER KUSKOKWIM	NAPAKIAK	92.15
2,885.80	REAA	LOWER KUSKOKWIM	CHEFORNAK	93.70
1,736.80	C/B	NORTHWEST ARCTIC	AMBLER	95.20
1,476.65	REAA	BERING STRAIT	SAINT MICHAEL	96.10
1,736.80	C/B	NORTHWEST ARCTIC	NOATAK	97.00
607.90	REAA	COPPER RIVER	KENNY LAKE	97.30
97.73	C/B	ST. MARY'S	ST. MARY'S	97.73
98.00	C/B	TANANA	TANANA	98.00
367.00	REAA	YUPIIT	AKIAK	98.00
478.85	REAA	SOUTHWEST REGION	NEW STUYAHOK	99.00
1,508.09	C/B	NORTH SLOPE	NUIQSUT	107.00
2,885.80	REAA	LOWER KUSKOKWIM	NUNAPITCHUK	108.45
1,520.65	REAA	LOWER YUKON	SCAMMON BAY	109.05
15,250.50	C/B	FAIRBANKS	TWO RIVERS	109.50
1,736.80	C/B	NORTHWEST ARCTIC	KIVALINA	110.00
1,736.80	C/B	NORTHWEST ARCTIC	BUCKLAND	114.20
367.00	REAA	YUPIIT	TULUKSAK	115.00
115.80	C/B	HYDABURG	HYDABURG	115.80
158.50	REAA	PRIBILOF	ST. PAUL	116.00
10,677.00	C/B	MAT-SU	TALKEETNA	117.00
369.55	REAA	RAILBELT	ANDERSON	119.05
478.85	REAA	SOUTHWEST REGION	MANOKOTAK	121.00
2,885.80	REAA	LOWER KUSKOKWIM	QUINHAGAK	123.80
10,677.00	C/B	MAT-SU	MAT-SU VALLEY	124.00
1,736.80	C/B	NORTHWEST ARCTIC	KIANA	127.60
128.45	C/B	GALENA	GALENA	128.45
2,885.80	REAA	LOWER KUSKOKWIM	TOKSOOK BAY	131.75
1,476.65	REAA	BERING STRAIT	SAVOONGA	132.20
136.00	C/B	YAKUTAT	YAKUTAT	136.00
44,659.43	C/B	ANCHORAGE	GIRDWOOD	140.13
1,476.65	REAA	BERING STRAIT	STEBBINS	140.70
1,520.65	REAA	LOWER YUKON	PILOT STATION	141.45
391.00	C/B	ALEUTIAN EAST	SAND POINT	143.00

Alaska Department of Education
 FY93 FOUNDATION ADM'S BY FUNDING COMMUNITY

3-2-93 FILE: FY93ADM#2.XLS

District Total ADM	District Type	SCHOOL DISTRICT	FUNDING COMMUNITY	ADM BY COMMUNITY
478.85	REAA	SOUTHWEST REGION	TOGIAC	143.40
387.85	REAA	YUKON FLATS	FORT YUKON	143.55
2,885.80	REAA	LOWER KUSKOKWIM	KIPNUK	147.20
9,589.00	C/B	KENAI PENINSULA	NIKOLAEVSK	149.10
153.00	C/B	SKAGWAY	SKAGWAY	153.00
418.00	REAA	SOUTHEAST ISLAND	THORNE BAY	153.65
367.00	REAA	YUPIIT	AKIACHAK	154.00
10,677.00	C/B	MAT-SU	WILLOW	155.00
2,885.80	REAA	LOWER KUSKOKWIM	KWETHLUK	159.25
1,520.65	REAA	LOWER YUKON	ALAKANAK	159.25
418.20	REAA	IDITAROD	MCGRATH	161.55
1,520.65	REAA	LOWER YUKON	KOTLIK	163.25
1,476.65	REAA	BERING STRAIT	SHISHMAREF	164.50
1,508.09	C/B	NORTH SLOPE	WAINWRIGHT	164.71
391.00	C/B	ALEUTIAN EAST	KING COVE	165.00
348.95	REAA	CHATHAM	ANGOON	166.10
1,476.65	REAA	BERING STRAIT	GAMBELL	172.00
1,736.80	C/B	NORTHWEST ARCTIC	NOORVIK	175.00
177.00	C/B	KAKE	KAKE	177.00
9,589.00	C/B	KENAI PENINSULA	NINILCHIK	179.35
427.75	REAA	KUSPUK	ANIAC	180.00
584.65	REAA	YUKON/KOYUKUK	NULATO	181.70
191.65	REAA	KASHUNAMIUT	CHEVAK	191.65
1,520.65	REAA	LOWER YUKON	EMMONAK	192.75
1,736.80	C/B	NORTHWEST ARCTIC	SELAWIK	194.30
9,589.00	C/B	KENAI PENINSULA	MCNEIL CANYON	196.65
196.85	C/B	NENANA	NENANA	196.85
202.00	C/B	KLAWOCK	KLAWOCK	202.00
1,508.09	C/B	NORTH SLOPE	POINT HOPE	207.15
1,476.65	REAA	BERING STRAIT	UNALAKLEET	210.50
9,589.00	C/B	KENAI PENINSULA	ANCHOR POINT	213.30
369.55	REAA	RAILBELT	HEALY	220.40
1,520.65	REAA	LOWER YUKON	MOUNTAIN VILLAGE	240.25
265.35	C/B	BRISTOL BAY	BRISTOL BAY	247.35
9,589.00	C/B	KENAI PENINSULA	KASILOF	264.60
267.70	STATE	MT EDGECEMBE	MT EDGECEMBE	267.70
269.00	C/B	HOONAH	HOONAH	269.00
1,520.65	REAA	LOWER YUKON	HOOPER BAY	281.50
512.05	REAA	ALASKA GATEWAY	TOK	300.15
9,589.00	C/B	KENAI PENINSULA	STERLING	312.75
330.20	C/B	UNALASKA	UNALASKA	330.20

Alaska Department of Education
 FY93 FOUNDATION ADM'S BY FUNDING COMMUNITY

3-2-93 FILE: FY93ADM#2.XLS

District Total ADM	District Type	SCHOOL DISTRICT	FUNDING COMMUNITY	ADM BY COMMUNITY
10,677.00	C/B	MAT-SU	PT. MCKENZIE	344.00
607.90	REAA	COPPER RIVER	GLENNALLEN	353.20
356.45	C/B	CRAIG	CRAIG	356.45
10,677.00	C/B	MAT-SU	BUTTE	380.00
404.00	REAA	ANNETTE ISLAND	ANNETTE	404.00
432.30	C/B	HAINES	HAINES	413.40
488.05	C/B	DILLINGHAM	DILLINGHAM	488.05
502.50	C/B	CORDOVA	CORDOVA	502.50
519.20	C/B	WRANGELL	WRANGELL	519.20
10,677.00	C/B	MAT-SU	HOUSTON	554.00
10,677.00	C/B	MAT-SU	BIG LAKE	555.00
681.35	REAA	ADAK	ADAK	681.35
1,736.80	C/B	NORTHWEST ARCTIC	KOTZEBUE	693.70
706.40	C/B	PETERSBURG	PETERSBURG	706.40
721.15	C/B	NOME	NOME	721.15
9,589.00	C/B	KENAI PENINSULA	SEWARD	809.30
1,508.09	C/B	NORTH SLOPE	BARROW	821.50
906.90	C/B	VALDEZ	VALDEZ	906.90
937.40	REAA	DELTA/GREELY	DELTA JUNCTION	927.90
2,885.80	REAA	LOWER KUSKOKWIM	BETHEL	1,079.25
9,589.00	C/B	KENAI PENINSULA	NIKISKI	1,101.55
9,589.00	C/B	KENAI PENINSULA	HOMER	1,238.75
15,250.50	C/B	FAIRBANKS	EIELSON	1,550.00
9,589.00	C/B	KENAI PENINSULA	KENAI	1,736.65
1858.38	C/B	SITKA	SITKA	1831.38
2,563.93	C/B	KODIAK ISLAND	KODIAK	2,261.65
2,280.47	STATE	CCS	CCS	2,280.47
10,677.00	C/B	MAT-SU	PALMER	2,511.00
2,690.10	C/B	KETCHIKAN	KETCHIKAN	2,690.10
10,677.00	C/B	MAT-SU	WASILLA	2,757.00
9,589.00	C/B	KENAI PENINSULA	SOLDOTNA	2,918.20
10,677.00	C/B	MAT-SU	COLONY	2,979.00
15,250.50	C/B	FAIRBANKS	NORTH POLE	3,055.50
5,412.70	C/B	JUNEAU	JUNEAU	5,412.70
44,659.43	C/B	ANCHORAGE	EAGLE RIVER	5,907.85
15,250.50	C/B	FAIRBANKS	FAIRBANKS	10,454.50
44,659.43	C/B	ANCHORAGE	ANCHORAGE	38,611.45

District	ACTUAL FY91 ADM	BASE RATIO	15.38 F98&92	NP DIFF	Prelim ASPI	CERT ADJ	CLASSI ADJ	SPARSITY 1.17	Prel Draft ASPI
ANNETTE ISLANDS	381.00	0.94	0.93	1.24	0.98	1.16	1.32		1.16
CORDOVA	437.90	1.02	0.94	1.26	1.04	1.16	1.32		1.16
CRAIG	310.70	0.97	0.96	1.26	1.01	1.16	1.32		1.16
HYDABURG	108.40	0.92	0.82	1.21	0.94	1.24	1.48		1.23
KAKE	178.70	0.93	0.91	1.27	0.98	1.20	1.40		1.20
KLAWOCK	201.90	0.98	0.89	1.30	1.01	1.20	1.40		1.21
SOUTHEAST	521.60	1.04	0.91	1.25	1.05	1.12	1.24	1.17	1.31
		0.97	0.91						
JUNEAU	5124.30	1.09	1.11	0.98	1.08	1.00	1.00		1.04
KETCHIKAN	2693.25	1.04	0.88	1.01	1.00	1.00	1.00		1.04
SITKA	1737.53	1.04	1.04	0.99	1.03	1.00	1.00	1.02	1.06
		1.06	1.01						
HAINES	433.15	0.99	1.00	1.04	1.00	1.16	1.32		1.17
WRANGELL	508.90	1.00	0.99	1.03	1.00	1.12	1.24		1.13
PETERSBURG	681.20	1.01	0.97	1.04	1.01	1.08	1.16		1.09
		1.00	0.99						
CHATHAM	382.30	0.97	1.07	1.16	1.02	1.16	1.32	1.06	1.25
HOONAH	234.00	1.03	1.05	1.14	1.05	1.20	1.40		1.21
KODIAK	2403.88	1.06	0.95	1.15	1.05	1.00	1.00	1.05	1.06
PELICAN	48.20	1.01	1.00	1.14	1.03	1.24	1.48		1.25
SKAGWAY	144.75	0.90	0.94	1.10	0.93	1.24	1.48		1.25
YAKUTAT	150.00	0.95	0.71	1.15	0.93	1.20	1.40		1.21
CHUGACH	113.90	0.95	0.80	1.17	0.95	1.24	1.48	1.05	1.32
VALDEZ	762.40	1.14	0.98	1.15	1.11	1.04	1.08		1.05
		1.00	0.94						
ANCHORAGE	40533.36	0.98	0.91	1.00	0.97	1.00	1.00		1.02
MAT-SU	9459.78	1.03	1.07	1.01	1.04	1.00	1.00	1.02	1.05
KENAI	9168.90	0.99	1.13	1.02	1.02	1.00	1.00	1.04	1.07
FAIRBANKS	14245.80	1.08	1.16	1.03	1.09	1.00	1.00	1.01	1.05
		1.02	1.07						
ADAK	712.00	1.18	1.14	1.27	1.19	1.08	1.16		1.01 1.21
ALEUTIAN REGION	33.00	1.30	0.96	1.27	1.23	1.24	1.48		1.19 1.35
ALEUTIANS EAST	364.10	1.13	0.87	1.27	1.10	1.16	1.32	1.06	1.17 1.37
UNALASKA	258.05	1.05	1.01	1.31	1.08	1.20	1.40		1.15 1.39
DILLINGHAM	456.95	1.07	1.14	1.21	1.11	1.12	1.24		1.05 1.29
BRISTOL BAY	253.00	1.02	1.10	1.30	1.08	1.20	1.40		1.15 1.35
LAKE AND PENINSULA	413.20	1.00	0.77	1.24	0.99	1.16	1.32	1.15	1.27 1.48
SOUTHWEST	442.80	1.07	1.19	1.22	1.11	1.16	1.32	1.06	1.17 1.36
		1.10	1.02						
KASHUNAMIUT	181.70	1.09	1.04	1.28	1.11	1.20	1.40		1.32
LOWER YUKON	1343.90	1.13	1.15	1.30	1.16	1.02	1.04	1.11	1.24
ST. MARY'S	115.60	0.99	0.99	1.25	1.03	1.24	1.48		1.36
LOWER KUSKOKWIM	2710.75	1.11	1.11	1.35	1.15	1.00	1.00	1.22	1.35
PRIBILOF	143.10	1.14	1.09	1.36	1.16	1.24	1.48	1.02	1.40
YUPIIT	318.70	0.96	0.85	1.35	1.00	1.16	1.32	1.03	1.32
		1.07	1.04						

Original
SB62

District	ACTUAL FY91 ADM	BASE RATIO	15.38 F98&92	NP DIFF	Prelim ASPI	CERT ADJ	CLASSI ADJ	SPARSITY	Prel Draft ASPI
KUSPUK	426.80	1.07	0.75	1.21	1.03	1.16	1.32	1.07	1.34
IDITAROD	369.25	1.03	1.17	1.17	1.08	1.16	1.32	1.08	1.35
YUKON KOYKUK	512.40	1.12	0.90	1.17	1.08	1.12	1.24	1.10	1.33
GALENA	120.00	1.06	1.07	1.25	1.09	1.24	1.48		1.35
YUKON FLATS	374.75	1.09	0.90	1.25	1.07	1.16	1.32	1.09	1.38
TANANA	109.00	1.15	0.99	1.25	1.13	1.24	1.48		1.35
		1.09	0.96						
ALASKA GATEWAY	501.55	1.11	1.03	1.13	1.09	1.12	1.24	1.07	1.09
DELTA/GREELY	841.00	1.04	1.13	1.09	1.07	1.04	1.08		1.11
RAILBELT	333.20	1.01	1.02	1.10	1.03	1.16	1.32	1.03	1.29
NENANA	195.80	1.00	0.93	1.15	1.01	1.20	1.40		1.32
COPPER RIVER	580.70	1.08	1.03	1.11	1.07	1.12	1.24	1.05	1.30
		1.05	1.03						
NOME	777.95	1.08	1.18	1.20	1.12	1.04	1.08		1.17
NORTH SLOPE	1359.40	1.21	1.34	1.30	1.25	1.02	1.04	1.08	1.26
NORTHWEST ARCTIC	1582.10	1.13	0.91	1.44	1.13	1.00	1.00	1.11	1.29
BERING STRAIT	1356.30	1.05	1.00	1.39	1.09	1.02	1.04	1.15	1.36

Full Value per ADM	1992 FULL VALUE	FY92 ADM	FULL VALUE
DISTRICT NAME	DETERMINATION		PER ADM
SORTED BY DISTRICT NAME			
ADAK	\$0	714.45	\$0
ALASKA GATEWAY	\$0	495.45	\$0
ALEUTIAN REGION	\$0	28.00	\$0
ALEUTIANS EAST	\$86,859,000	370.00	\$234,754
ANCHORAGE	\$11,154,498,820	43,168.77	\$258,393
ANNETTE ISLANDS	\$0	423.90	\$0
BERING STRAIT	\$0	1,433.50	\$0
BRISTOL BAY	\$173,673,500	267.15	\$650,097
CHATHAM	\$0	376.30	\$0
CHUGACH	\$0	128.25	\$0
COPPER RIVER	\$0	588.45	\$0
CORDOVA	\$151,877,040	478.75	\$317,237
CRAIG	\$50,954,200	314.25	\$162,145
DELTA/GREELY	\$0	849.70	\$0
DILLINGHAM	\$121,235,100	504.10	\$240,498
FAIRBANKS	\$3,256,294,590	14,883.20	\$218,790
GALENA	\$19,965,100	142.30	\$140,303
HAINES	\$122,749,700	447.90	\$274,056
HOONAH	\$22,813,100	234.95	\$97,098
HYDABURG	\$5,736,300	119.00	\$48,204
IDITAROD	\$0	388.25	\$0
JUNEAU	\$1,566,985,160	5,247.30	\$298,627
KAKE	\$16,951,200	185.05	\$91,603
KASHUNAMIUT	\$0	191.15	\$0
KENAI	\$3,464,822,580	9,449.30	\$366,675
KETCHIKAN	\$933,887,400	2,663.50	\$350,624
KLAWOCK	\$14,793,800	211.85	\$69,831
KODIAK	\$829,302,700	2,534.69	\$327,181
KUSPUK	\$0	443.70	\$0
LAKE AND PENINSULA	\$68,429,800	446.70	\$153,190
LOWER KUSKOKWIM	\$0	2,780.33	\$0

Full Value per ADM	1992 FULL VALUE	FY92 ADM	FULL VALUE
DISTRICT NAME	DETERMINATION		PER ADM
SORTED BY DISTRICT NAME			
LOWER YUKON	\$0	1,364.45	\$0
MAT-SU	\$2,020,623,780	10,141.33	\$199,246
NENANA	\$15,112,200	189.50	\$79,748
NOME	\$126,631,300	776.00	\$163,185
NORTH SLOPE	\$12,518,662,310	1,462.45	\$8,560,062
NORTHWEST ARCTIC	\$326,931,100	1,643.15	\$198,966
PELICAN	\$13,922,600	45.90	\$303,325
PETERSBURG	\$186,577,700	702.35	\$265,648
PRIBILOF	\$0	152.90	\$0
RAILBELT - DENALI BOROUGH	Note (1)	329.60	\$0
SITKA	\$517,476,500	1,786.77	\$289,616
SKAGWAY	\$76,393,200	145.00	\$526,850
SOUTHEAST	\$0	415.80	\$0
SOUTHWEST	\$0	472.50	\$0
ST. MARY'S	\$4,459,300	105.50	\$42,268
TANANA	\$11,245,600	100.00	\$112,456
UNALASKA	\$331,802,860	290.00	\$1,144,148
VALDEZ	\$1,146,055,810	853.75	\$1,342,379
WRANGELL	\$132,997,300	528.75	\$251,532
YAKUTAT	\$19,957,200	131.00	\$152,345
YUKON FLATS	\$0	377.87	\$0
YUKON/KOYUKUK	\$0	549.50	\$0
YUPIIT	\$0	360.00	\$0
TOTALS / AVERAGE VALUE	\$39,510,677,850	113,434.26	\$348,313
EXCLUDING NORTHSLOPE	\$26,992,015,540	111,971.81	\$241,061

An Adams request local wealth per student

Full Value per ADM	1992 FULL VALUE	FY92 ADM	FULL VALUE
DISTRICT NAME	DETERMINATION		PER ADM
SORTED BY PERCENT FUNDED			
Range per ADM			\$0
ADAK	\$0	714.45	\$0
ALASKA GATEWAY	\$0	495.45	\$0
ALEUTIAN REGION	\$0	28.00	\$0
ANNETTE ISLANDS	\$0	423.90	\$0
BERING STRAIT	\$0	1,433.50	\$0
CHATHAM	\$0	376.30	\$0
CHUGACH	\$0	128.25	\$0
COPPER RIVER	\$0	588.45	\$0
DELTA/GREELY	\$0	849.70	\$0
IDITAROD	\$0	388.25	\$0
KASHUNAMIUT	\$0	191.15	\$0
KUSPUK	\$0	443.70	\$0
LOWER KUSKOKWIM	\$0	2,780.33	\$0
LOWER YUKON	\$0	1,364.45	\$0
PRIBILOF	\$0	152.90	\$0
SOUTHEAST	\$0	415.80	\$0
SOUTHWEST	\$0	472.50	\$0
YUKON FLATS	\$0	377.87	\$0
YUKON/KOYUKUK	\$0	549.50	\$0
YUPIIT	\$0	360.00	\$0
Range per ADM			\$1 - \$100,000
RAILBELT - DENALI BOROUGH	Note (1)	329.60	\$0
ST. MARY'S	\$4,459,300	105.50	\$42,268
HYDABURG	\$5,736,300	119.00	\$48,204
KLAWOCK	\$14,793,800	211.85	\$69,831
NENANA	\$15,112,200	189.50	\$79,748
KAKE	\$16,951,200	185.05	\$91,603
HOONAH	\$22,813,100	234.95	\$97,098
Range per ADM			\$100,001 - \$200,000
TANANA	\$11,245,600	100.00	\$112,456
GALENA	\$19,965,100	142.30	\$140,303
YAKUTAT	\$19,957,200	131.00	\$152,345
LAKE AND PENINSULA	\$68,429,800	446.70	\$153,190
CRAIG	\$50,954,200	314.25	\$162,145
NOME	\$126,631,300	776.00	\$163,185
NORTHWEST ARCTIC	\$326,931,100	1,643.15	\$198,966
MAT-SU	\$2,020,623,780	10,141.33	\$199,246

Full Value per ADM	1992 FULL VALUE	FY92 ADM	FULL VALUE
DISTRICT NAME	DETERMINATION		PER ADM
SORTED BY PERCENT FUNDED			
Range per ADM			\$200,001 - \$600,00
FAIRBANKS	\$3,256,294,590	14,883.20	\$218,790
ALEUTIANS EAST	\$86,859,000	370.00	\$234,754
DILLINGHAM	\$121,235,100	504.10	\$240,498
WRANGELL	\$132,997,300	528.75	\$251,532
ANCHORAGE	\$11,154,498,820	43,168.77	\$258,393
PETERSBURG	\$186,577,700	702.35	\$265,648
HAINES	\$122,749,700	447.90	\$274,056
SITKA	\$517,476,500	1,786.77	\$289,616
JUNEAU	\$1,566,985,160	5,247.30	\$298,627
PELICAN	\$13,922,600	45.90	\$303,325
CORDOVA	\$151,877,040	478.75	\$317,237
KODIAK	\$829,302,700	2,534.69	\$327,181
KETCHIKAN	\$933,887,400	2,663.50	\$350,624
KENAI	\$3,464,822,580	9,449.30	\$366,675
SKAGWAY	\$76,393,200	145.00	\$526,850
Range per ADM			Over \$600,000
BRISTOL BAY	\$173,673,500	267.15	\$650,097
UNALASKA	\$331,802,860	290.00	\$1,144,148
VALDEZ	\$1,146,055,810	853.75	\$1,342,379
NORTH SLOPE	\$12,518,662,310	1,462.45	\$8,560,062
TOTALS / AVERAGE VALUE	\$39,510,677,850	113,434.26	\$348,313
EXCLUDING NORTH SLOPE	\$26,992,015,540	111,971.81	\$241,061
Note (1) Railbelt REAA is in transition to Denali Borough Schools			

FY94 PROJ. FOUNDATION ADMPS BY FUNDING COMMUNITY			
SCHOOL DISTRICT	FUNDING COMMUNITY	ADM BY COMMUNITY	ADM BY DISTRICT
REAA	ADAK	862.00	682.00
REAA	ALASKA GATEWAY	7.00	508.00
	DOT LAKE	17.00	
	EAGLE	28.00	
	MENTASTA	32.00	
	NORTHWAY	85.00	
	TANACROSS	11.00	
	TETLIN	28.00	
	TDK	300.00	
REAA	ALEUTIAN REGION	18.00	25.00
	ATKA	8.00	
	NIKOLSKI		
CB	ALEUTIAN EAST	30.00	380.00
	AKUTAN	22.00	
	COLD BAY	16.00	
	FALSE PASS	165.00	
	KING COVE	10.00	
	NELSON LAGOON	140.00	
	SAND POINT		
CB	ANCHORAGE	20,898.50	48,056.00
	EAGLE RIVER	8,008.50	
	GIRDWOOD	160.00	
REAA	ANNETTE ISLAND	404.00	404.00
REAA	BERING STRAIT	78.00	1,524.00
	BREVIG MISSION	81.00	
	DIOMEDE	84.00	
	ELIM	175.00	
	GAMBELL	47.00	
	GOLDVIN	81.00	
	KOYLK	103.00	
	SAINT MICHAEL	120.00	
	SAVOONGA	67.00	
	SHAKTOOLIK	178.00	
	SISIMAREF	135.00	
	STEBBINS	80.00	
	TELLER	213.00	
	UNALAKLEET	48.00	
	WALEG	50.00	
	WHITE MOUNTAIN		
CB	BRISTOL BAY	256.00	271.00
	S. NAJONEK	15.00	
REAA	CHATHAM	188.00	347.00
	ANGOOK	41.00	
	CUBE COVE	13.00	
	ELFIN COVE	0.00	
	FRESHWATER BAY	78.00	
	GUSTAVUS	18.00	
	HOSART BAY	25.00	
	KLUNGVAN	8.00	
	TENAKEE SPRINGS		

FY94 PROJ. FOUNDATION ADMPS BY FUNDING COMMUNITY			
SCHOOL DISTRICT	FUNDING COMMUNITY	ADM BY COMMUNITY	ADM BY DISTRICT
REAA	CHUGACH	22.00	149.00
	CHENEGA BAY	12.00	
	ICY BAY	28.00	
	TATTLEK	12.00	
	TWO MOON BAY	75.00	
	WHITTIER		
STATE	CCS	1,271.58	1,271.58
REAA	COPPER RIVER	31.00	608.00
	CHISTOCHINA	79.00	
	COPPER CENTER	18.00	
	GAKONA	6.00	
	LOTTE SPARKS	0.00	
	PAXSON	24.00	
	SLANA	354.00	
	GLENMALLEN	98.00	
	KENNY LAKE		
CB	CORDOVA	502.50	502.50
CB	CRAIG	356.45	356.45
REAA	DELTA GREELY	915.00	926.00
	DELTA JUNCTION	10.00	
	HEALY LAKE		
CB	DILLINGHAM	624.00	624.00
CB	FAIRBANKS	10,401.00	15,380.80
	FAIRBANKS	3,149.00	
	NORTH POLE	76.00	
	SALCHA	106.50	
	TWO RIVERS	1,629.00	
	EELSON		
CB	GALENA	142.00	142.00
CB	HAINES	428.00	428.00
	HAINES	18.00	
	MOSQUITO LAKE		
CB	HOONAH	270.00	270.00
CB	HYDABURG	120.00	120.00
REAA	IDITAROD	28.00	410.00
	ANVik	60.00	
	HOLY CROSS	8.00	
	LIME VILLAGE	12.00	
	TAKOTNA	158.00	
	MCGRATH	19.00	
	NIKOLAI	43.00	
	SHAGELIK	4.00	
	TELIDA	71.00	
	GRAYLING	9.00	
	LAKE MINCHUMINA		
CB	JUNEAU	5,818.00	5,818.00

Shows size of school district that expects projected enrollment for FY94 by funding community

FY94 PROJ. FOUNDATION ADMFS BY FUNDING COMMUNITY			
SCHOOL DISTRICT	FUNDING COMMUNITY	ADM BY COMMUNITY	ADM BY DISTRICT
C/B	KAKE	178.00	178.00
REAA	KASHUNAMUT	210.00	210.00
C/B	KENAI PENINSULA	9,883.00	9,883.00
	ANCHOR POINT	217.00	
	BELUGA	10.00	
	COOPER LANDING	61.00	
	DOLINA	19.00	
	ENGLISH BAY	68.00	
	HOMER	1,278.00	
	HOPE	34.00	
	KACHEMAK BELO	59.00	
	KASLOF	268.00	
	KENAI	1,813.00	
	MCNEIL CANYON	195.00	
	MOOSE PASS	38.00	
	NIKISKI	1,144.00	
	NIKOLAIEVSK	180.00	
	NINILCHIK	172.00	
	PORT GRAHAM	38.00	
	RAZDOLNA	38.00	
	SELDOVIA	65.00	
	BEWARD	833.00	
	SOLDOTNA	2,906.00	
	STERLING	335.00	
	TYONEK	42.00	
	VOZNESENSKAYA	82.00	
	WINDY BAY	13.00	
C/B	KETCHIKAN	2,761.00	2,761.00
C/B	KLAWOCK	215.00	215.00
C/B	KODIAK ISLAND	2,614.25	2,614.25
	AGHIK	23.77	
	BIG SANDY LAKE	7.76	
	CHINIAK	28.13	
	DANGER BAY	15.62	
	KARLIK	15.04	
	KODIAK	2,304.80	
	LARSEN BAY	34.92	
	OLD HARBOR	86.82	
	OUZINKIE	40.28	
	PORT LIONS	57.23	
REAA	KULPULUK	457.00	457.00
	ANIAK	178.00	
	CHUATHMALUK	38.00	
	CROOKED CREEK	38.00	
	RED DEVIL	13.00	
	SLEETMUTE	25.00	
	STONY RIVER	15.00	
	UPPER KALSKAG	96.00	
	LOWER KALSKAG	51.00	

FY94 PROJ. FOUNDATION ADMFS BY FUNDING COMMUNITY			
SCHOOL DISTRICT	FUNDING COMMUNITY	ADM BY COMMUNITY	ADM BY DISTRICT
C/B	LAKE & PENINSULA	437.00	437.00
	CHIGNIK BAY	31.00	
	CHIGNIK LAGOON	23.00	
	CHIGNIK LAKE	42.00	
	ECEGIK	21.00	
	IGLUGIG	8.00	
	IVANOF BAY	12.00	
	KOKHANOK	40.00	
	LEVELOK	24.00	
	NEWHALEN	74.00	
	NONDALTON	65.00	
	PEDRO BAY	19.00	
	PERRYVILLE	34.00	
	PILOT POINT	20.00	
	PORT ALSWORTH	11.00	
	PORT HEIDEN	33.00	
REAA	LOWER KURUKOWAN	3,059.00	3,059.00
	AKUK	78.00	
	AKULA	70.00	
	ATMAUTLALUK	78.00	
	BETHEL	1,185.00	
	CHEFORNAK	94.50	
	EBK	86.00	
	GOODNEWS BAY	69.00	
	KIPULIK	153.00	
	KONGIGANAK	95.50	
	KWETHLUK	188.00	
	KWIGLILINGOIK	78.00	
	MAKORYLUK	45.00	
	NAPAKIAK	100.00	
	NAPASKAK	82.00	
	NEWTOK	89.00	
	NIGHTMUTE	45.00	
	NUNAPITCHUK	110.00	
	OSCARVILLE	11.50	
	PLATINUM	16.00	
	QUINAGAK	128.00	
	TOKSOOK BAY	138.00	
	TUNTUTULIAK	82.50	
	TUNUNAK	82.00	
REAA	LOWER YUKON	1,598.45	1,598.45
	ALAKANAK	165.10	
	EMMONAK	100.70	
	MARSHALL	89.10	
	HOOPEER BAY	292.33	
	KOTLUK	180.25	
	MOUNTAIN VILLAGE	240.50	
	PILOT STATION	148.50	
	PITKAS POINT	28.65	
	RUSSIAN MISSION	88.20	
	SCAMMON BAY	133.00	
	SHELDON POINT	34.00	

FY84 PROJ. FOUNDATION ADM'S BY FUNDING COMMUNITY				
SCHOOL DISTRICT	FUNDING COMMUNITY	ADM BY COMMUNITY	ADM BY DISTRICT	
STATE	MT EDGEcombe	MT EDGEcombe	256.00	256.00
C/D	MAT-SU	PALMER	2,501.00	11,215.00
		WASILLA	2,803.50	
		HOUSTON	580.00	
		SKWENTNA	12.00	
		MAT-BU VALLEY	127.00	
		GLACIER VIEW	41.00	
		COLONY	3,184.00	
		WILLOW	148.00	
		TRAPPER CREEK	68.00	
		TALKEETNA	113.00	
		BUTTE	370.00	
		SUTTON	83.00	
		BETYOZAVA	18.50	
		BIG LAKE	321.30	
		PT. MCKENZIE	348.80	
C/B	NENANA	NENANA	190.00	190.00
C/D	NOME	NOME	724.00	724.00
C/B	NORTH SLOPE	ANAKTUVUK PASS	60.48	1,570.40
		ATOASUK	60.98	
		BARROW	854.88	
		KAKTOVIK	42.64	
		NUKSUT	107.12	
		POINT HOPE	218.38	
		POINT LAY	39.62	
		WAINWRIGHT	182.48	
C/B	NORTHWEST ARCTIC	AMBLER	86.20	1,736.80
		BUCKLAND	114.30	
		DEERING	48.06	
		IGANA	127.80	
		KIVALINA	110.00	
		KOBUK	20.75	
		KOTZEBUE	693.70	
		NOATAK	87.00	
		NOORVIK	176.00	
		SELAWIK	184.30	
		SHARNGAK	60.00	
C/B	PELICAN	PELICAN	48.00	48.00
C/B	PETERSBURG	PETERSBURG	716.00	716.00
REAA	PRIBILOF	ST. GEORGE	47.00	174.00
		ST. PAUL	127.00	
REAA	RAILBELT	ANDERSON	118.00	374.00
		CANTWELL	39.00	
		HEALY	228.00	
C/B	SITKA	CORNER BAY	13.00	1888.00
		FALBE PASS	15.00	
		SITKA	1,860.00	

FY84 PROJ. FOUNDATION ADM'S BY FUNDING COMMUNITY				
SCHOOL DISTRICT	FUNDING COMMUNITY	ADM BY COMMUNITY	ADM BY DISTRICT	
C/B	SKAGWAY	SKAGWAY	148.00	148.00
REAA	SOUTHEAST ISLAND	BRUCE HALL	8.00	418.00
		CRAIK	14.00	
		EDNA BAY	18.00	
		HOLLIS	22.00	
		HOWARD VALENTINE	40.75	
		JR GILDERSLEEVE	18.00	
		KASAAH	8.45	
		LABOUCHERE BAY	22.00	
		MEYERS CRUCK	5.00	
		NAUKATI	32.40	
		POLK INLET	10.00	
		PORT ALEXANDER	22.80	
		PORT PROTECTION	12.00	
		ROWAN BAY	8.30	
		SMITH COVE	7.65	
		THORNE BAY	163.66	
		WHALE PASS	18.00	
REAA	SOUTHWEST REGION	ALEKNAGIK NORTH	39.00	565.00
		CLARKS POINT	14.00	
		EKWOK	28.00	
		KOLIGANIK	39.00	
		MANOKOTAK	143.00	
		NEW STUYAHOK	121.00	
		TOGIAK	167.00	
		TWIN HILLS	16.00	
C/B	ST. MARYS	ST. MARYS	100.00	100.00
C/D	TANANA	TANANA	109.00	109.00
C/B	UNALASKA	UNALASKA	363.00	363.00
C/B	VALDEZ	VALDEZ	946.00	946.00
C/B	WRANGELL	WRANGELL	545.00	545.00
C/B	YAKUTAT	YAKUTAT	188.00	188.00
REAA	YUKON FLATS	ARCTIC VILLAGE	36.00	301.00
		BEAVER	27.00	
		BIRCH CREEK	14.00	
		CENTRAL	0.00	
		CHALKYTTIK	28.00	
		CIRCLE	23.00	
		FORT YUKON	161.00	
		RAMPART	17.00	
		STEVENS VILLAGE	23.00	
		VENETIE	76.00	

FY94 PROJ. FOUNDATION ADMFS BY FUNDING COMMUNITY				
SCHOOL DISTRICT	FUNDING COMMUNITY	ADM BY COMMUNITY	ADM BY DISTRICT	
REAA	YUKON-KOYUKUK	ALLAKAKET	48.00	596.00
		BETTLES	8.00	
		HUGHES	16.00	
		HUBLIA	70.00	
		KALTAG	74.00	
		KOTYUKUK	34.00	
		MANLEY HOT SPRINGS	23.00	
		MINTO	78.00	
		NULATO	184.00	
		RUBY	65.00	
REAA	YUP'IT	AKACHAK	155.00	374.00
		AKAK	100.00	
		TULLICSAK	119.00	
TOTAL:			122,082.01	

1994 General Government Operating Budget

APPENDIX E

1993-1994 MILL LEVY COMPARISONS BY FUND

Fund	Service Area	1993 * Actual	1994 Preliminary	Increase (Decrease) Over 1993
0101	Areawide General	1.85	2.61	0.76
0102	City Service Area	0.00	0.00	0.00
0104	Chugiak Fire SA	1.00	0.69	(0.31)
0105	Glen Alps SA	2.38	2.72	0.34
0106	Girdwood Valley SA	2.45	2.30	(0.15)
0108	Service Area 35 Debt	0.42	0.40	(0.02)
0111	Birchtree-Elmore LRSA	1.00	1.03	0.03
0112	Campbell Airstrip LRSA	1.00	1.03	0.03
0113	Valli-Vue Estates LRSA	1.40	1.41	0.01
0114	Skyranch Estates LRSA	1.30	1.31	0.01
0115	Upper Grover LRSA	1.00	1.00	0.00
0116	Raven Woods LRSA	1.00	1.03	0.03
0117	Mt. Park Estates LRSA	1.00	0.97	(0.03)
0118	Mt. Park/Robin Hill LRSA	1.30	1.28	(0.02)
0119	Eagle River Rural Road SA	2.10	2.21	0.11
0121	Eaglewood Contributing LRSA	0.21	0.23	0.02
0122	Gateway Contributing LRSA	0.15	0.17	0.02
0123	Lakehill LRSA	0.00	1.58	1.58
0124	Totem LRSA	0.00	1.50	1.50
0129	Eagle River Street Light SA	0.48	0.50	0.02
0131	Anchorage Fire Protection SA	1.62	1.86	0.24
0141	Anchorage Roads & Drainage SA	2.55	2.93	0.38
0142	Talus West LRSA	0.40	1.00	0.60
0143	Upper O'Malley LRSA	1.50	1.54	0.04
0144	Bear Valley LRSA	1.50	1.72	0.22
0145	Rabbit Creek LRSA	1.00	1.10	0.10
0146	Villages Scenic Parkway LRSA	1.00	1.07	0.07
0147	Sequoia Estates LRSA	1.50	1.53	0.03
0148	Rockhill LRSA	1.50	1.51	0.01
0149	South Goldenview LRSA	0.75	0.76	0.01
0151	Anchorage Police SA	3.35	3.46	0.11
0161	Anchorage Parks & Recreation SA	0.64	0.70	0.06
0162	Eagle River/Chugiak Parks & Recreation	0.50	0.51	0.01
0131	Anchorage Building Safety SA	0.01	0.01	0.00

* The net property tax billings for 1992 exceeded the 1992 Assembly-approved levy; therefore, the 1993 mill levy was reduced to offset this over billing.

NOTE: The 1994 mill levies are based on preliminary assessed valuation estimates which may change prior to April 1994 when the actual 1994 mill rates will be approved by the Assembly.

1994 General Government Operating Budget

APPENDIX G

1994 PRELIMINARY MILL LEVIES

<u>Taxing District</u>	<u>Areawide</u>	<u>School District*</u>	<u>Fire</u>	<u>Roads</u>	<u>Police</u>	<u>Parks and Recreation</u>	<u>Building Safety</u>	<u>Road Debt Service</u>	<u>Total</u>
Anchorage/S.E. Midtown	2.61	6.68	1.86	2.93	3.46	.70	.01	.00	18.25
* Upper Hillside/ Rabbit Creek	2.61	6.68	1.86	-	-	.70	.01	-	11.86
Lower Hillside	2.61	6.68	1.86	2.93	-	.70	.01	-	14.79
* Campbell Airstrip	2.61	6.68	1.86	-	-	-	-	-	11.15
* Sasher	2.61	6.68	1.86	-	3.46	-	-	-	14.61
Spennard/Muldoon/ Sand Lake/ Oceanview	2.61	6.68	1.86	2.93	3.46	.70	.01	.40	18.65
Girdwood	2.61	6.68	1.08	.77	-	.45	-	-	11.59
Glen Alps	2.61	6.68	-	2.72	-	-	-	-	12.01
* Eagle River	2.61	6.68	1.86	2.21	3.46	.51	-	-	17.33
Chugiak	2.61	6.68	.69	2.21	3.46	.51	-	-	16.16
Eagle River/ Chugiak Valley	2.61	6.68	-	2.21	3.46	.51	-	-	15.47
Other Outside Bowl	2.61	6.68	-	-	-	-	-	-	9.29

* Mill Levies for Limited Road and Street Lighting Service Areas, where applicable, are not included. Other Road Service Areas are included.

NOTE: The 1994 Mill Levies in this appendix are based on preliminary assessed valuation estimates which may change prior to April 1994 when the actual mill rates will be approved by the Assembly.

1994 General Government Operating Budget

APPENDIX H

1993 - 1994 MILL LEVY COMPARISONS BY TAXING DISTRICT
(including Anchorage School District)

<u>Taxing District</u>	<u>1993*</u> <u>Actual</u>	<u>1994</u> <u>Preliminary</u>	<u>Increase</u> <u>(Decrease)</u>
** Anchorage/S.E. Midtown	16.23	18.25	2.02
*** Upper Hillside/Rabbit Creek	10.33	11.86	1.53
Lower Hillside	12.88	14.79	1.91
*** Campbell Airstrip	10.43	11.15	0.72
*** Basher	13.81	14.61	0.80
Spenard/Muldoon/Sand Lake/Oceanview	16.65	18.65	2.00
Girdwood	10.51	11.59	1.08
Glen Alps	10.44	12.01	1.57
Eagle River	15.63	17.33	1.70
Chugiak	15.01	16.16	1.15
*** Eagle River/Chugiak Valley	14.01	15.47	1.46
Other Outside Bowl	8.06	9.29	1.23

* The net property tax billings for 1992 exceeded the 1992 Assembly-approved levy; therefore, the 1993 mill levy was reduced to offset this over billing.

** S.E. Midtown was included with Lower Hillside until 1994 when the voters of that District (S.E. Midtown) elected to join the Anchorage Police Service Area.

*** Mill levies for Limited Road Service Areas and Street Lighting Service Areas, where applicable, are not included. Other Road Service Areas are included.

NOTE: The 1994 mill levies in this appendix are based on preliminary assessed valuation estimates which may change prior to April 1994 when the actual 1994 mill rates will be approved by the Assembly.

1994 General Government Operating Budget

APPENDIX I

1985-1994 MILL LEVY TRENDS

Taxing District	1985	1986	1987	1988	1989	1990	1991	1992	1993*	1994
Anchorage (Former City)/ S.E. Midtown **	9.40	10.18	13.39	16.41	18.62	18.47	17.96	17.98	16.23	18.25
Upper Hillside ***	6.33	6.61	8.81	10.65	11.99	11.45	10.58	10.93	10.33	11.86
Lower Hillside	7.42	7.84	10.40	12.75	14.45	14.46	13.83	14.15	12.88	14.79
Campbell Airstrip ***	5.88	6.12	8.22	9.93	11.34	10.67	9.87	10.17	9.68	11.15
Basher ***	5.88	6.12	8.22	9.93	11.34	10.67	9.87	10.17	9.68	14.61
Spenard	9.59	10.04	13.26	16.18	18.33	18.45	18.15	18.33	16.65	18.65
Girdwood	6.28	6.77	8.92	10.41	11.72	11.75	10.56	11.42	10.51	11.59
Glen Alps	5.38	5.44	8.08	10.14	11.76	10.72	10.02	11.04	10.44	12.01
Sand Lake	9.59	10.04	13.26	16.18	18.33	18.45	18.15	18.33	16.65	18.65
Muldoon	9.59	10.04	13.26	16.18	18.33	18.45	18.15	18.33	16.65	18.65
Rabbit Creek ***	6.33	6.61	8.81	10.65	11.99	11.45	10.58	10.93	10.33	11.86
Eagle River	8.55	8.85	11.85	14.10	16.01	15.30	15.29	16.52	15.63	17.33
Chugiak	7.53	7.78	11.05	12.85	15.04	14.35	14.21	15.78	15.01	16.16
Oceanview	9.59	10.04	13.26	16.18	18.33	18.45	18.01	18.33	16.65	18.65
Eagle River/ Chugiak Valley	7.53	7.78	10.55	12.42	14.43	13.35	13.33	14.76	14.01	15.47
Other/Outside Bowl	4.86	5.05	6.92	8.25	9.76	8.72	7.91	8.41	8.06	9.29

* The net property tax billings for 1992 exceeded the 1992 Assembly-approved Levy; therefore, the 1993 mill levy was reduced to offset this over billing.

** S.E. Midtown was included with Lower Hillside until 1994 when the voters of that district (S.E. Midtown) elected to join the Anchorage Police Service Area.

*** Mill Levies for Limited Road and Street Lighting Service Areas, where applicable, are not included. Other road service areas are included.

NOTE: The 1994 mill levies in this appendix are based on preliminary assessed valuation estimates which may change prior to April 1994 when the actual 1994 mill rates will be approved by the Assembly.

ALASKA DEPARTMENT OF EDUCATION
 FY93 FOUNDATION PROGRAM BASED ON PROPOSED REVISIONS

1-13-93 File:PROPOSAL93.XLS

Proposed FY93 FOUNDATION STATE AID	Actual FY93 FOUNDATION STATE AID	Proposed less Actual
---------------------------------------------	-------------------------------------------	----------------------------

This is for discussion purposes only. Data is subject to adjustments.

ADAK	\$2,103,603	\$1,952,323	\$151,280
ALASKA GATEWAY	5,151,741	4,752,801	398,940
ALEUTIAN REGION	669,139	663,039	6,100
ALEUTIANS EAST	3,916,859	3,705,799	211,060
ANCHORAGE	175,697,384	175,223,414	473,970
ANNETTE ISLANDS	1,491,434	1,236,454	254,980
BERING STRAIT	13,784,321	13,600,711	183,610
BRISTOL BAY	1,668,801	1,592,551	76,250
CHATHAM	3,285,758	2,647,698	638,060
CHUGACH	1,767,673	1,667,023	100,650
COPPER RIVER	5,372,909	5,205,769	167,140
CORDOVA	2,696,140	2,599,760	96,380
CRAIG	2,351,280	2,043,840	307,440
DELTA/GREELY	5,125,717	4,928,077	197,640
DILLINGHAM	3,251,258	3,163,418	87,840
FAIRBANKS	62,716,125	61,736,465	979,660
GALENA	1,237,797	1,237,797	0
HAINES	2,388,201	2,249,731	138,470
HOONAH	2,040,332	1,844,522	195,810
HYDABURG	1,119,289	1,042,429	76,860
IDITAROD	5,244,475	4,802,835	441,640
UNEAU	23,064,378	23,064,378	0
KAKE	1,323,167	1,155,787	157,380
KASHUNAMIUT	1,471,640	1,406,980	64,660
KENAI	41,780,305	40,419,395	1,360,910
KETCHIKAN	10,291,049	9,856,729	434,320
KLAWOCK	1,592,948	1,388,598	204,350
KODIAK	12,600,599	12,485,309	115,290
KUSPUK	5,106,180	5,106,180	0
LAKE AND PENINSULA	6,608,744	6,308,014	300,730
LOWER KUSKOKWIM	28,710,976	28,710,976	0
LOWER YUKON	11,917,630	11,199,660	717,970
MAT-SU	49,989,964	49,742,304	247,660
NENANA	1,730,832	1,636,892	93,940
NOME	4,833,197	4,833,197	0
NORTH SLOPE	8,859,245	8,625,005	234,240
NORTHWEST ARCTIC	14,470,622	14,470,622	0
PELICAN	595,046	558,446	36,600
PETERSBURG	3,361,121	3,018,911	342,210
PRIBILOF	1,645,849	1,487,249	158,600
RAILBELT	3,487,098	3,288,238	198,860
SITKA	7,478,362	7,181,292	297,070
SKAGWAY	989,799	928,189	61,610
SOUTHEAST	5,653,901	4,745,001	908,900
SOUTHWEST	5,305,708	5,001,928	303,780
ST. MARY'S	1,286,711	1,286,711	0
TANANA	1,096,502	1,076,372	20,130
UNALASKA	1,719,435	1,705,405	14,030
VALDEZ	3,597,719	3,387,879	209,840
WRANGELL	2,581,579	2,304,639	276,940
YAKUTAT	1,184,908	1,163,558	21,350
YUKON FLATS	4,817,496	4,817,496	0
YUKON/KOYUKUK	6,858,925	6,366,655	492,270
YUPIIT	3,815,776	3,815,776	0
TOTALS	\$582,907,647	\$570,450,227	\$12,457,420

**PUBLIC
EMPLOYEES**



MAR 25 1993

March 25, 1994

DON VALESKO
Business Manager

VALERIE K. BAFFONE
Secretary/Treasurer

HEADQUARTERS
2510 Arctic Blvd.
Anchorage, Alaska 99503
FAX (907) 279-7171
(907) 276-7211

2122 Airport Way
Fairbanks, Alaska 99701
FAX (907) 456-1771
(907) 452-5024

710 West 9th Street
Juneau, Alaska 99801
FAX (907) 586-5757
(907) 586-6993

Senator Randy Phillips, Chair
Senate Community & Regional Affairs Committee

Dear Senator Phillips and Committee Members:

Public Employees Local 71 appreciates your support of equitable funding for the Alyeska Central School (ACS) correspondence study program, as evidenced by your passing out SB 65 earlier this session. At this time it appears that the best hope for allowing appropriate secondary school-level funding for ACS lies in SB 62, currently in your committee.

As you know, ACS provides quality education at a fraction of the average per student cost for Alaska. The service provided to secondary students, approximately half of ACS enrollment, has suffered due to the inequitable situation in which they are funded at the elementary level.

Please allow ACS and its secondary students to achieve their full potential by incorporating a secondary funding provision in SB 62.

Your support of ACS is greatly appreciated.

Sincerely,

Don Valesko, Business Manager



Alaska State Legislature

SENATE COMMUNITY AND REGIONAL AFFAIRS COMMITTEE

Senator Randy Phillips, Chair
Senator Robin Taylor, Vice Chair
Senator Loren Leman
Senator Al Adams
Senator Fred Zharoff

SESSION:
State Capitol
Juneau, Ak 99801-1182
(907) 465-4989

INTERIM:
P. O. Box 142
Eagle River, Ak 99577
(907) 694-4949

AGENDA

March 24, 1994
9:00 AM

Butrovich Room
Room 205

1. Call to Order (time and members present)
2. SB 62 - Public School Foundation Program

Sponsor - Governor
Duane Guiley

3. Discussion by committee on what course of action should be taken on SB 62.
4. Adjourn

FAX COVER SHEET

Please forward this fax to : Randy Phillips

Office of: 1-465-4979

THANK YOU


From: Ell Sorenson

at


**Superintendent's Office
Matanuska-Susitna Borough School District
125 W. Evergreen
Palmer, AK 99645**

Phone # (907) 746-9200
Fax # (907) 745-0194

Document Title: _____



Operator's Name: Lyn
Date: 2/3/94 Time: 3:55 PM



Matanuska-Susitna Borough School District

125 WEST EVERGREEN — PALMER, ALASKA 99545 — (907) 746-8200

Dr. Eli B. Sorenson, Superintendent

February 4, 1994

Senator Ramsey Phillips
Room, 103
State Capitol
Juneau, AK 99801-1187

Dear Senator Phillips:

As you requested, we would like to see the following changes made in Senate Bill No. 23

Page 2, line 16, 17, and 18 should read as follows:

- 16 (6) a public school that is treated as a funding community by the
 - 17. Department on January 1, 1993, **[and that has at least eight or more students in average**
 - 18. daily membership.]
- (see the attached example)

Senate Bill No. 62(CRA)

We would like to have lines 1 and 2 on page 2 to read as follows:

- 1 within each district that reflect geographic and attendance area factors, **[and that**
- 2 include at least 25 students in average daily membership.] For the purpose of Our intent is to eliminate the hardships placed on the following Districts:

- | | | |
|----------------|-----------------|-------------|
| Alaska Gateway | Aleutian Region | Bristol Bay |
| Chugach | Chugach | Haines |


Opposes the change in CRA 05

Copper River	Delta/Greely	Iditarod
Kenai	Kodiak	Lake and Pen.
Lower Kuskokwim	Lower Yukon	Mat-Su
Northwest Arctic	Sitka	Southeast
Southwest	Yukon Flats	Yukon/Koyukuk

It is especially difficult when the district does not benefit from section 3 Elem. Divisor of 16. We think the changes proposed to eliminate schools under 25 needs more study and section 1, e.g. Local at 50% of BN needs more study.

We support SB232.

Sincerely,



Ell B. Sorenson
Superintendent

Senator Judith E. Salo

 Alaska State Legislature

October 27, 1993

Senator Randy Phillips, Chair
Senate Community and Regional Affairs Committee
P.O. Box 142
Eagle River, AK 99577-0142


Dear Senator Phillips:

As you are aware, the Governor introduced SB 62, dealing with revisions to the school foundation formula, in January of this year. Adjusting the foundation formula has been discussed almost every year since this program was adopted in 1987. While several proposed changes may be politically unworkable, there are enough legitimate concerns, and inequities, with the current formula to warrant serious consideration of SB 62.

I am requesting that the Senate Community and Regional Affairs Committee schedule a hearing for Senate Bill 62 sometime in the near future. This issue is far too important not to take advantage of the time we have available now. As you well know, things can get busy quickly once session starts, and like last year, time can easily pass without giving this issue adequate attention.

I would appreciate a response to this request at your earliest convenience.

Sincerely,


Senator Judith E. Salo

JES/mjh

cc: Dr. Robert Holmes, Superintendent, Kenai Peninsula Borough School District
Robert Christal, Superintendent, Anchorage School District
Jerry Covey, Commissioner of Education, State of Alaska

South Anchorage • Indian • Bird Creek • Girdwood • Hope • Kenai • Nikiski • Kalifornsky Beach

State Capitol • Juneau, AK 99801 • (907) 465-4940 • (907) 465-3766 FAX



printed on recycled paper

April 14, 1993

Mr. Randy Phillips
Senate Community & Regional Affairs Committee
Alaska State Legislature

Dear Mr. Phillips:

We don't often write letters to legislators, but an education issue has arisen that we feel very strongly about. House Bill 85 and Senate Bill 62 deals with public school funding, and included in the current draft is an attempt to rid the school districts of the obligation to identify and serve the gifted students of this state.

Gifted students are our state's and nation's future leaders - truly the best and the brightest. Yet this legislation proposes to remove gifted from the definition of "exceptional child". This is wrong - gifted children *are* exceptional. They have different and special needs from other students, just as the handicapped do. The Education profession recognizes this: the curriculum in every university education program includes an emphasis on teaching "exceptional" children, which includes gifted students.

We have four children in the Anchorage School District. It is common for our kids at Rabbit Creek Elementary to have a handicapped child in the class with them, accompanied by a private aid for their own one-on-one instruction. This is fine, but the trend is clear that considerable amounts of the state's resources are going to continue to go toward this type of student, and the gifted kids are getting shut out. That is crazy! Investing in these students is not elitism or a luxury, it is wise public policy. Many times the brightest students end up tuning out and dropping out if their needs aren't met - what a terrible waste, when optional schools and all kinds of other "special" education programs continue unabated.

There may not be a powerful gifted students' lobby, but this is an issue important to many of us in South Anchorage who value and emphasize academic excellence. Your fellow legislators from the Bush and other parts of the state may not share those feelings, but I urge you to do what makes sense and not neglect these high potential, *exceptional* children!

Sincerely,

Doug & Nancy Everhart

Douglas and Nancy Everhart

13730 Capstan Dr.
Anchorage, Alaska 99516
Phone (907) 345-7151

April 12, 1993

Dear Senator Phillips,

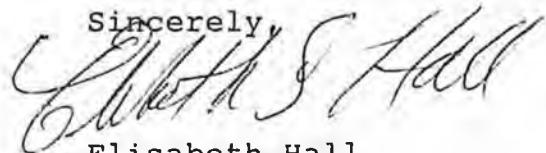
I urgently request that you look into the effect of SB 62 on the appropriate education of gifted students. The effect of the current form of this bill will be the immediate cessation of identifying kids who need more challenges than the regular classroom can provide, and the reduction of funding to the point that gifted classes will cease to be by September.

As a parent of three gifted elementary students I am acutely aware of how the regular classroom teachers have been stretched to cover all ability levels from special ed, to learning disabled, to regular, to gifted. The fact is that this cannot be done effectively. The other special needs populations are pulled out of their regular classroom up to several times a day for remedial work. The current law places gifted as a group under special ed and mandates that they receive an appropriate educational placement. In Anchorage this means gifted students in elementary levels have been offered 1/2 day of enrichment a week, and qualified Jr and Sr high students receive accelerated and enriched classes in some subjects. The attempt to remove this mandate will leave gifted students unprotected. They are at least as different from the average as their special ed fellows are on the other side of the average, and equally in need of special resources.

In order to succeed in school gifted students must be offered appropriate learning opportunities. My three boys live for their 1/2 day weekly gifted class. There they have had the chance to learn probabilities, codes, animal dissection, aeronautics, and many other things not covered in regular classes and at a level appropriate for their abilities.

Please don't vote in favor of SB 62. It will hurt a group of kids who may not be the highest on the list of sympathy getters but are definitely a group who needs special educational adaptations. Making sure these needed services are provided by maintaining a state mandate and funding is not only fair but also a great investment in the future.

Sincerely,



Elisabeth Hall
7040 Gibbs Hill Circle
Anchorage, Ak 99504
907-333-2090

April 10, 1993

Senator Randy Phillips
Chair, Senate Community & Regional Affairs
Alaska Senate
State Capitol
Juneau, Alaska 99801-1182

Dear Senator Phillips:

I am writing to ask that you support SB 62, proposed legislation addressing the school foundation program.

In particular, the bill replaces the current area differentials, which are based upon obsolete data with the Alaska School Price Index. The proposed index is based upon the actual cost of doing business in school districts throughout Alaska. I believe that this will provide for a more fair and equitable distribution of State education dollars.

Sincerely,

Judi Jones

Concerned Citizen
Rowan Bay Logging Camp
P. O. Box RWB
Sitka, Alaska 99835-8998

April 10, 1993

Senator Randy Phillips
Chair, Senate Community & Regional Affairs
Alaska Senate
State Capitol
Juneau, Alaska 99801-1182

Dear Senator Phillips:

I am writing to ask that you support SB 62, proposed legislation addressing the school foundation program.

In particular, the bill replaces the current area differentials, which are based upon obsolete data with the Alaska School Price Index. The proposed index is based upon the actual cost of doing business in school districts throughout Alaska. I believe that this will provide for a more fair and equitable distribution of State education dollars.

Sincerely,

Carolyn Coleman / Parent

Concerned Citizen
Rowan Bay Logging Camp
P. O. Box RWB
Sitka, Alaska 99835-8998

April 10, 1993

Senator Randy Phillips
Chair, Senate Community & Regional Affairs
Alaska Senate
State Capitol
Juneau, Alaska 99801-1182

Dear Senator Phillips:

I am writing to ask that you support SB 62, proposed legislation addressing the school foundation program.

In particular, the bill replaces the current area differentials, which are based upon obsolete data with the Alaska School Price Index. The proposed index is based upon the actual cost of doing business in school districts throughout Alaska. I believe that this will provide for a more fair and equitable distribution of State education dollars.

Sincerely,

De Anne Cissoner, Parent

Concerned Citizen
Rowan Bay Logging Camp
P. O. Box RWB
Sitka, Alaska 99835-8998

April 10, 1993

Senator Randy Phillips
Chair, Senate Community & Regional Affairs
Alaska Senate
State Capitol
Juneau, Alaska 99801-1182

Dear Senator Phillips:

I am writing to ask that you support SB 62, proposed legislation addressing the school foundation program.

In particular, the bill replaces the current area differentials, which are based upon obsolete data with the Alaska School Price Index. The proposed index is based upon the actual cost of doing business in school districts throughout Alaska. I believe that this will provide for a more fair and equitable distribution of State education dollars.

Sincerely,

A handwritten signature in black ink, consisting of several overlapping loops and a long horizontal stroke extending to the right.

Concerned Citizen & PARENT OF 3
Rowan Bay Logging Camp
P. O. Box RWB
Sitka, Alaska 99835-8998

April 10, 1993

Senator Randy Phillips
Chair, Senate Community & Regional Affairs
Alaska Senate
State Capitol
Juneau, Alaska 99801-1182

Dear Senator Phillips:

I am writing to ask that you support SB 62, proposed legislation addressing the school foundation program.

In particular, the bill replaces the current area differentials, which are based upon obsolete data with the Alaska School Price Index. The proposed index is based upon the actual cost of doing business in school districts throughout Alaska. I believe that this will provide for a more fair and equitable distribution of State education dollars.

Sincerely,

Eva Brabender

Concerned Citizen
Rowan Bay logging Camp
P. O. Box RWB
Sitka, Alaska 99835-8998

April 10, 1993

Senator Randy Phillips
Chair, Senate Community & Regional Affairs
Alaska Senate
State Capitol
Juneau, Alaska 99801-1182

Dear Senator Phillips:

I am writing to ask that you support SB 62, proposed legislation addressing the school foundation program.

In particular, the bill replaces the current area differentials, which are based upon obsolete data with the Alaska School Price Index. The proposed index is based upon the actual cost of doing business in school districts throughout Alaska. I believe that this will provide for a more fair and equitable distribution of State education dollars.

Sincerely,

Dary and Sara Coats/parents
Concerned Citizen
Rowan Bay Logging Camp
P. O. Box RWB
Sitka, Alaska 99835-8998

April 10, 1993

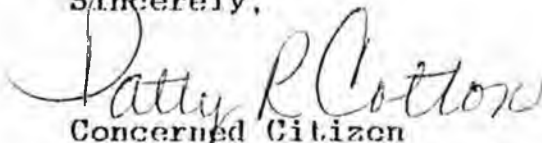
Senator Randy Phillips
Chair, Senate Community & Regional Affairs
Alaska Senate
State Capitol
Juneau, Alaska 99801-1182

Dear Senator Phillips:

I am writing to ask that you support SB 62, proposed legislation addressing the school foundation program.

In particular, the bill replaces the current area differentials, which are based upon obsolete data with the Alaska School Price Index. The proposed index is based upon the actual cost of doing business in school districts throughout Alaska. I believe that this will provide for a more fair and equitable distribution of State education dollars.

Sincerely,



Concerned Citizen
Rowan Bay Logging Camp
P. O. Box RWB
Sitka, Alaska 99835-8998

April 10, 1993

Senator Randy Phillips
Chair, Senate Community & Regional Affairs
Alaska Senate
State Capitol
Juneau, Alaska 99801-1182

Dear Senator Phillips:

I am writing to ask that you support SB 62, proposed legislation addressing the school foundation program.

In particular, the bill replaces the current area differentials, which are based upon obsolete data with the Alaska School Price Index. The proposed index is based upon the actual cost of doing business in school districts throughout Alaska. I believe that this will provide for a more fair and equitable distribution of State education dollars.

Sincerely,



Concerned Citizen
Rowan Bay Logging Camp
P. O. Box RWB
Sitka, Alaska 99835-8998

Community & Regional Affairs Committee
State Capital
Juneau, Alaska 99801

Dear Members of the Community & Regional Affairs Comm.,

I am writing to express my concern over Senate Bill 62. This bill removes mandated Gifted Education funding from Special Education and places it at the discretions of the Dept. of Education. Our children need to be able to develop to their full potential. Without mandated funding the Gifted children will not have that opportunity. Their needs are just as important as the kids that don't perform up to their grade level.

Please let Gifted Education remain under current mandated funding laws for Special Education.

Sincerely,



Carol Foutch
600 Cedar Park Circle
Anchorage, AK 99515
344-4146



Alaska State Legislature

Please enter into the record my testimony to the

House HESS
Senate C.R.A. ✓
committee name

committee on HB 85 / SB 62, dated 4/6/93
bill/subject

HB 85 and SB 62 separates funding for Gifted Education from Special Services. Traditionally in other States, this has marked the beginning of the end of Gifted Education. I support this bill as far as how foundation funding is affected. And I urge you to delete Section 7 from the bill leaving Gifted Ed. as it currently exists. Without changes or deletion in Section 7 I believe Gifted Ed will soon cease to exist. It has been shown that in schools where there is a GT program the quality of education for all students is enhanced. For the future of our State, and the education of our youth I urge you to delete Section 7 and help pass the attached bill this session. Thank you.

Signed: _____

Testifier

present
Representing (Optional)

35035 Lowbush Homer AK 99603

Address

235-7475

Phone No.

SB 62

P.O. Box 794

Kasilof, Ak. 99610

Apr. 5, 1993

Dear Senator Phillips,

This letter concerns section (7) seven of SB 62.

Our schools are in great need of more money. Primarily for more teachers, but the list goes on + on. That is why I would like to see SB 62 pass WITH THE

EXCEPTION OF SECTION 7.

What section 7 will do is take the Gifted-Talented Programs out of the Special Education Dept. This could leave G.T. Programs with little accountability.

Also section 7 could reduce funding for Gifted-Talented Programs (in the Kenai Peninsula School District anyway) as much as 60%.

Section 7 could lead Gifted Talented Programs to extinction.

Gifted-Talented students NEED special education. Gifted-Talented students DO have special needs. They need their own individual educational programs.

It would be a grave mistake to take this special service away - or to whittle it so drastically - from these children.

Therefore, I urge you to delete section 7 from SB 62 and ONLY then to help pass this bill.

Thank-you,
Kathleen Holt,
a parent from
Tustumena School
Kasilof, Alaska

ALEUTIANS EAST BOROUGH

School District

April 5, 1993

P.O. Box 429
Sand Point, Alaska 99661-0429

Phone: (907) 383-5222
FAX: (907) 383-3496

Senate Community and Regional Affair Committee
Alaska State Legislature
P.O. Box V
Juneau, Alaska 99811

re: SCSBB62(C&RA)

Dear Senators:

Our Aleutians East School District strongly opposes Senate CS for HB 62.

This bill eliminates the Alaska School Price Index, funds single site communities, and eliminates funding for four of our district's six communities: Akutan, Cold Bay, False Pass and Nelson Lagoon. These four schools in our district each have less than 25 students. This reduces AEBSD funding by \$500,000. Schools spending has already been cut by 40% since 1986 by method of fixed foundation funding inspite of the inexorable cost increases of inflation.

At AEBSD we have already cut our district operation significantly to accomodate enrollment decline and increasing costs. Those even years of frozen unit value makes the foundation formula fall short of sustaining services. Next year we are scheduling audio-conference board meetings, eliminating dependent medical insurance for board members; decreasing administrative travel, staff development travel, student travel for basketball, volleyball and wrestling. We eliminated two staff positions from our district administrative offices.

We have also maximized inter-district cooperation - sharing some services when it makes sense. We share a school psychologist with Unalaska and Aleutian Region School Districts. We hire services from SESA and SERRC that we cannot efficiently provide ourselves - services for low incidence handicapped children. But with the high cost of travel, intermediate service districts and agencies cannot efficiently supply the necessary on site classroom instruction.

We ask you to reject this bill and reconsider the equity inherent in the Alaska School Price Index. Acknowledge the value in sustaining effective schools across the State, instead of pitting urban districts against rural districts. The "fat" has indeed been worked off of all schools, both urban and rural. In any analysis we can see, there is nothing wrong with the foundation formula that would not be repaired by increased funding. We beg you to stop waiting for schools to cut so deep that they become complete disaster areas before you act to sustain program levels. It is time to act, now.

Sincerely,



Susan Osterback
Chairman of the Board

cc: Board Members,

SERVING

AKUTAN
Box 36
Akutan, AK 99553
(907) 698-2205

COLD BAY
Box 128
Cold Bay, AK 99571
(907) 532-2409

FALSE PASS
Box 30
False Pass, AK 99583
(907) 548-2224

KING COVE
Box 6
King Cove, AK 99612
(907) 197-2354

NELSON LAGOON
Box 19
Nelson Lagoon, AK 99571-8998
(907) 989-2225

SAND POINT
Box 269
Sand Point, AK 99661
(907) 383-2393

SS Copy



**ANCHORAGE
SCHOOL DISTRICT**

4800 DeBarr Avenue

P.O. Box 106614

Anchorage, Alaska 99519-8614

AREA CODE (907) 333-8561

April 5, 1993

Dear Senator Phillips:

On behalf of the Anchorage School District, I would like to extend our appreciation to you for your efforts to achieve greater equity of funding for Anchorage through a rewrite of the School Foundation Program formula. Rewriting the Foundation formula in a just and fair manner is a difficult task, but one which must be undertaken by our legislators if all students, both urban and rural, are to be provided with equal access to the limited financial resources available to us as a State.

Currently, the Foundation formula does not provide that opportunity for the students of Anchorage. With approximately 38 percent of the statewide number of students, Anchorage receives only about 30 percent of the Foundation funding. While the changes to the School Foundation Program formula proposed in the work draft of CS for SB 62 (CRA) does not increase this percentage, it is a vast improvement over the Alaska School Price Index proposed in the original SB 62, which would have decreased the actual percentage of funding coming to Anchorage.

In addition, based on the original language of SB 62 and the proposed change in the weighting factor for Gifted and Talented as indicated by the Department of Education, the Anchorage School District would have incurred a loss of Foundation revenue for the Gifted and Talented Program of more than \$750,000. We support maintaining the current formula for determining Foundation support for gifted services, and thus appreciate the deletion of this proposed change from the working draft.

Senator Phillips, the Anchorage School Board has adopted as one of its legislative priorities for this session, the rewriting of the School Foundation Program formula in a way that is more equitable for Anchorage. The changes to SB 62 proposed in CS for SB 62 (CRA) are a good beginning in seeing that this occurs.

Once again, thank you for your support.

Sincerely,

Bob Christal
Bob Christal
Superintendent (Acting)

cc. Sharon Macklin, Anchorage School District Lobbyist

- SCHOOL BOARD
- Darryl Jordan
President
- Sharon Richards
Vice President
- Debbie Giesinger
Clerk
- Theresa Nangle Obermayer
Treasurer
- Jim Arlington
- Ann Bellini
- Peggy Robinson-Wilson
- SUPERINTENDENT (Acting)
- Bob Christal

North Star Elementary
 P.O. Box 0629
 Nikiski, Alaska 99635
 776-5575
 FAX 776-8423
 "HOME OF THE NIGHTHAWKS"

TO: Senator Randy Phillips
Juneau

FROM: North Star Elementary

DEPT. _____

FAX: 465-4979

DATE: 4/6/93 ~~4/6~~ #pages including cover sheet 10



April 5, 1993

Senator Randy Philips,

Please pass SB-62!

The educational programs for
the children of the Kenei
School District are important toour teachers, parents and
most of all our children!The students of North Star
Elementary have lost 1/2 teacher.
They should not have to lose,
or choose between programs, materials
or teachers!Thank you,
Charmail J. Hardy
Box 3618
Kenei, HI

April 6, 1993

Dear Senator Phillips,

We desperately need the increase in revenues SB-62 would produce. The Keahi Peninsula Borough School District needs the money. My children attend North Star Elementary and we have lost 1 1/2 teachers for next school year.

Mr + Mrs Robert +
Celestina Lamer

P.O. Box 3570
Keahi AK 99611
(907) 776-8871

April 6, 1993

Senator Randy Phillips

The Kenai Peninsula Borough School District covers hundreds of miles, including fly in sites. We desperately need the increase in revenue SB-62 would produce. Our children need it.

Linda J. Zimmerman
PO. Box 1513
Kenai, AK 99611-1513

REMEMBER: Our children are our future!

April 6, 1993

Dear Senator Phillips,

I am a teacher at North Star Elementary in Nikiski. Please pass SB-62! We are due to decrease our teacher staff by 1 1/2 teachers for next year. This would only hinder our students education and futures adults. How are we to expect our students to gain a quality education in larger class sizes?

Sincerely,

Laurie Moon
North Star Elem.
Nikiski AK 99635

April 6, 1993

Senator Phillips,

Please pass SB.62 for the sake of our children on the Kenai Peninsula. We are a big district covering an area larger than many states. This is necessary for my children and those in my school. The children are our future!

Lesley Weatherman
615 Cedar
Kenai, AK 99611

April 6, 1993

Dear Senator Randy Phillips,

PASS SENATE BILL 62! For years the Kenai Peninsula Borough School District has been under-funded due to area cost differential. It isn't fair that we are compared to the Anchorage price index when our district covers hundreds more miles, we have to fly to many of our schools, and have several rural, small school sites. Please change the area cost differential to provide the KPBSD much needed funds to promote innovative educational practices!

Sincerely,

Henny C. Anderson

HCOI Box 1603-1

Kenai, AK 99611

April 6, 1993

Senator Phillips,

Please pass SB 62. We desperately need the increase in revenue it would produce. The Kenai school district covers a wide area, including remote fly-in sites.

Gloriann Baily
P.O. 3337
Kenai, Alaska
99611

April 6, 1993

Senator Phillips,

Please vote to pass SB 62! Please include full funding to the Gifted or Quest program. As a parent of a gifted child I believe these students need state support to realize their potential. Our district is very spread out and has additional expenses to send supplies, provide inservice, and travel for sports. Students who participate in sports already have considerable expenses. Many will not be able to participate if they have to pay their travel expenses. In Anchorage, for example, all schools are near and travel is not an issue.

Sincerely,

Molly Brann

Box 1901

Homer, AK 99603

April 6, 1993

Senator Phillips,

Please pass SB 62. I urge you to sincerely consider the affect on our students at North Star if this bill is not passed. Larger class sizes produces frustration on the part of student + teachers alike. Discipline becomes a major hindrance + interrupts instructional time. We want a quality education for our students and through this bill we will receive it. Thank you for your consideration. Our students of North Star are America's future leaders.

Joan L. Kimball

Box 8066

Nikiski, Alaska 99635

April 5, 1993

Dear Senator Randy Phillips,

I feel it is urgent that you pass SB 62. As both a teacher and a parent, I am acutely aware of the impact of too many students in a classroom.

There is no substitute for one-on-one individual attention for our students. The higher the PTR, the less chance there is those vital personal contacts and responses.

Please pass this bill.

Sincerely,

Sherry Matson
NC01 1541 -4
Kenai, AK. 99641

April 6, 1993

Dear Senator Phillips,

The Kenai Peninsula School District covers hundreds of miles, including remote sites. Please pass SB62. Our children desperately need this money!

Sincerely,

Mr and Mrs Craig Diamond
1714 Wesbet Ct
Kenai, AK 99611

April 5, 1993

Dear Senator Randy Phillips,

Please pass SB 62! This bill can only help our whole Kenai district! As a parent of a school age child, I am requesting that my child gets the quality education he deserves.

The Kenai School district needs the money this bill could produce to guarantee that our children are given a "top-notch" education.

Sincerely,

Julie Niederhauser
1507 Stellar
Kenai, AK 99611

4/5/93

Senator Randy Phillips
Juneau, Alaska

Dear Senator Phillips,

Please support Senate Bill 62. This bill would grant Kevai additional funding which we desperately need. We need to keep our classes smaller because there is such an increase in the number of students with learning difficulties, behavior problems, and transient students with adjustment problems.

We have had funding cuts at our school for the past several years. We cannot continue to provide quality education without adequate staffing and resources.

Thank you for your support.

Juice K. Hall
Box 445
Kevai, Alaska 99611

April 7, 1993

Dear Senator Phillips,

SB 62 is a critical piece of legislation to us at North Star Elem. School in Niskiski. Vote to pass it!

Our students need and deserve the best education that's possible. The large classes are not as easily manageable, nor are the split classes (combining grades) or the classes that have a "half" teacher for a ^{half} day.

The money from SB 62 would be put to its best use at North Star → the students!!

Sincerely,
Mrs. Rose Pilatti
North Star Elem Teacher

April 5, 1993

Senator Phillips,

My children attend North Star Elementary. We have lost 1 1/2 teachers for next year. Please pass SB 620. We really need these teachers.

Kimberly Schellen

April 6, 1993

Dear Senator Phillips,

Our son attends North Star Elementary in Nikiski. North Star will lose the services of 1½ teachers for the upcoming school year. We desperately need the additional revenue SB-62 would generate for our school district - we beg you to pass SB 62 to include the Alaska School Price Index.

Please help us to give our children the quality education they deserve!

Sincerely,
Mr. & Mrs. James V. King, Jr.
Nikiski, Alaska

Dear Sen. Phillips

I am asking you to help pass

SB-62, which would grant the

Kenai Peninsula Borough enough revenue

to provide my children the education

they deserve as residents of Alaska.

Without SB-62, class sizes will

increase and teachers in each

school will decrease.

Thanks

Alan Thye

NITISKI

4/5/93

Dear Senator Phillips,

My children attend North
Star Elementary in Nixie.
Next year we will lose the
funding for 1 1/2 teachers. This
will cause the classes to
have as many as 30 students!
Please pass SB 62, it will
help rural schools like ours
give children the education
they need.

Robin Chye

April 6, 1993

Senator Phillips,

My children attend North Star
Elementary School in Niskiki. I am
asking you to please pass SB 62.
We have loste 1 1/2 teachers for '93-94
school year. We really need the
money for education.

Mrs Mrs. Randy Murrell

April 6, 1993

Senator Phillips,

This letter is concerning S.B. 612.

My children attend school at North Star Elementary

we are looking to lose 1/2 teachers next year.

That will greatly increase the teacher/student

ratio. I do not see this as a good thing.

I am asking you to vote to pass

S.B. 612. The money from that bill could really

help our schools as well as other schools

situations.

Thank you,
Mr. & Mrs. Edelman



4-5-93

To Senator Randy Phillips,

I am a registered voter and a tax paying citizen. It is also time for my voice to be heard. Please, for the sake of all of our futures - pass SB 62

Sincerely,

Terry Kofer
mother of 2
children in need
of quality education



Dear Sen. Phillips,
I don't want
to have a lot
of kids in my class.

The room gets stuffy
and hard to breath in.

You wouldn't like
it either!

Megan Thye
Age: 8 Nikiski Ak.



4-6-93

Senator Phillips,

My child attends
North Star El. in
Slikiok. We have lost
1/2 teachers for the next
school year. How can
our children's futures
be so easily passed off?
Please pass SB 62.

Janil Hilleary
HCO1 Bpx 11158
Iserai, Ak. 99611

1176-8787

April 6, 1993

Senator Phillips,

As a parent with children at North Star Elementary and Nikiiki Jr./Sr. High., I am very concerned with the funding needs in our schools. At North Star we will be losing $1\frac{1}{2}$ teachers. Please vote for the passage of SB 62. My children's education is very important. The increase in revenue is desperately needed.

Mrs. Patti Blay



ANCHORAGE
SCHOOL DISTRICT

4600 DeBarr Avenue
P.O. Box 196614
Anchorage, Alaska 99519-6614
AREA CODE [907] 333-9561

SCHOOL BOARD

Darryl Jordan
President

Sharon Richards
Vice President

Debbie Ossinger
Clerk

Theresa Nanyie Obermayer
Treasurer

Jim Arlington

Ann Ballou

Peggy Robinson-Wilson

SUPERINTENDENT (acting)

Bob Christal

April 2, 1993

Senator Randy Phillips
Alaska State Senate
State Capitol
Juneau, Alaska 99801-1182

Dear Senator Phillips:

The Anchorage School District was asked by Shirley Armstrong of your office to provide an opinion on a work draft of CS for Senate Bill No. 62(CRA).

Work Draft dated March 29, 1993

Additional section added to bill:

Sec.1. AS 14.17.025 (a)(2) is amended to read:

(a)(2) 50 percent of the district's basic need for the preceding fiscal year, as determined under AS 14.17.021(b).

The Anchorage School District would not be affected by this amendment. The Foundation Formula requires the required local effort to be the lesser of 35 percent or 50 percent, as amended, of the preceding year's basic need amount or the four mill equivalent of the assessed valuation of the second preceding year. The four mill equivalent of the assessed valuation of the second preceding year is less than 50 percent of the District's basic need for the preceding year.

Sec.2. AS 14.17.031(a) is amended to read:

(a) The department shall adopt regulations defining funding communities within each district that reflect geographic and attendance area factors, and that include at least 25 students in average daily membership.

Currently, the Anchorage School District has three funding communities which includes at least 25 students in average daily membership. Although the Anchorage School District will not be affected by the amended language of requiring 25 students in average daily membership in each funding community, the Department of Education has informed the District of its intent to change the regulation for determining the geographic area factor which will reduce the number of funding communities in Anchorage. The District will be combined into one funding community, losing Eagle River and Girdwood funding communities. This regulation will reflect a decrease of approximately \$794,000 in funding for regular instruction, K - 12, over the current Foundation formula funding for the Anchorage School District.

Sec. 5. AS 14.17.041(b) is amended to read:

(b) For funding communities that are not included under (a) of this section,

(1) Instructional units for elementary students are determined by the formula: $units = 15 + ((ADM - 200)/16)$ [15 + ((ADM-200)/17)], where ADM is the number of students in average daily membership in grades kindergarten through 6;

The Anchorage School District supports this amendment to SB 62. Based on the projected number of students for fiscal year 1993-94 filed with the Department of Education last October and an instructional unit value of \$61,000, Sec. 5. AS 14.17.041(b) will generate an increase of approximately \$5.9 million for elementary students. This increase will be offset by the reduction in funding communities mentioned above which will result in a net increase of \$5.1 million.

Deletion of sections to bill:

Deletion of Sec. 4. AS 14.17.031 (a) is amended to read:

(5) the number of units for gifted and talented education determined under AS 14.17.048.

Deletion of Sec 6. AS 14.17.045 is amended to read:

Sec. 14.17.045. SPECIAL EDUCATION INSTRUCTION UNITS. (a) An exceptional child, other than a gifted child, as both are defined in AS 14.30.350, who is enrolled in a special education program, approved by the department, on the last day of the counting period for which a determination is being

units if the child receives self-contained services, or 0.333 instructional units if the child receives intensive or hospital/homebound services, as those categories of service defined by the department by regulation, in the funding community in which the child is served. A child may be counted in one special education category only.

(b) Notwithstanding (a) of this section, in a district that offers a special education program for exceptional children other than gifted children, as both are defined in AS 14.30.350, each funding community receives a minimum of 0.25 instructional units for special education for each funding community in which such a child is served or the district receives a minimum of 1.00 instructional units for special education, whichever is greater.

In this draft version AS 14.17.045(a) remains as originally stated and does not remove gifted child from the description of exceptional. AS 14.17.045(b) will also continue to include gifted in the definition.

Deletion of Sec. 7. AS 14.17 is amended by adding new section to read:

Sec. 14.17.048. GIFTED AND TALENTED INSTRUCTIONAL UNITS. Gifted and talented instructional units for a funding community in a district are calculated by

(1) multiplying by .045 the elementary and secondary students enrollment in the funding community on the last day of the student counting period under AS 14.17.160; and

(2) multiplying the product obtained under (1) of this section by a supplemental revenue weighting factor specified in regulation adopted by the department.

The Anchorage School District supports the deletion of the changes to the funding formula for the Gifted and Talented Program as proposed in the original version of SB 62. The District is in support of maintaining the current formula for determining Foundation support for gifted services. Based on the original language and the proposed change in the weighting factor for Gifted and Talented as indicated by the Department of Education, the Anchorage School District would incur a loss of Foundation revenue of more than \$750,000. The decrease in revenue results from the Department's proposed change to

Senator Phillips
Page 4
April 2, 1993

incur a loss of Foundation revenue of more than \$750,000. The decrease in revenue results from the Department's proposed change to reduce the weighting factor from .025 (as specified in Sec. 14.17.045(a) of the current statutes) to .012 (as a result of Sec 14.17.048(2) which provides for the weighting factor to be specified in regulation adopted by the Department).

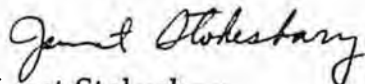
The Anchorage School Board has as one of its legislative priorities to rewrite the School Foundation Program formula in a way that it is more equitable for Anchorage. Based on the information received from your office prepared by the Department of Education, the estimated statewide amounts indicate that the Anchorage School District will receive a comparable share of the increased revenue resulting from the combined changes to the Foundation formula proposed by this work draft of CS for SB 62 (CRA). This will result in the Anchorage School District continuing to have approximately 38 percent of the statewide number of students while maintaining only approximately 30 percent of the Foundation funding. This does not include the funds that would be allocated to other districts if a hold harmless provision were provided.

On the original version of SB 62, the Anchorage School District was estimated to receive less than a quarter of one percent whereas the estimated statewide cost over the current formula cost was over two percent. This original version reduced the percentage of statewide Foundation funding allocated to the Anchorage School District.

Thank you for allowing the Anchorage School District to respond to this proposed change. We appreciate your support for education and the students of the Anchorage School District.

If you need any further information, please contact me at 269-2394.

Sincerely yours,


Janet Stokesbary
Chief Financial Officer (Acting)

cl

cc Bob Christal, Superintendent (Acting)
Sharon Macklin, Anchorage School District Lobbyist



Testimony:

~~Testimony~~
Listen Only

PLEASE PRINT

LEGISLATIVE TELECONFERENCE NETWORK

SIGN-IN SHEET

Library
30474

SPONSOR: ~~_____~~ ^S CRA

SUBJECT: SR 5062

START/END TIME: 9:00 DATE: 4-1-93

	Name/Representing	Address	Zip	Phone No.	Testify	Observe	Bill No.
1.	Fran Talbot / Supervisor Gifted ASD	25-500 N. Hulderson ^{Barstow High School}	99506	337-4277		✓	5062
2.	Belinda Connolly / Advocacy Svcs of AK	615 E 82nd #101 Anch AK 9	99518	344-10		✓	5062
3.	Dennis Wetherell / Mat-Su Talented & Gifted	P.O. Box 1876862 Wasillo, AK	99687	745-2007		✓	5062
4.	LARRY WAGNER / ASD	4600 DEERPAK	99519	269-2235		✓	5062
5.	Michelle Wood	3037 S. CIRCLE	99507	344-2455			
6.							
7.							
8.							
9.							
10.							
11.							
12.							
13.							
14.							
15.							

Helene Shirley - 4105-4999

Senator Randy Phillips, Chairman
Community and Regional Affairs Committee
State Capitol
Juneau, AK 99801
Fax: 465-4979

4/1/93

Dear Senator Phillips,

I am very concerned about HB 85 and SB 62. Overall, I am in favor of the bills, but I believe that Section 7 should be deleted.

The IEP process is a very important and beneficial tool that we should be working to implement for all students rather than cutting out those that are currently using it. This is one time in the school year when we can sit down with our daughter's teachers and talk about specific needs that she has and ways in which her education can address those needs. Gifted and talented kids do have special needs, just as other students covered under the Special Ed. umbrella.

Some districts choose not to have a gifted and talented program. Our district has a very good program that will be cut nearly in half by the changes that would come about from Section 7. All districts would receive funds for gifted and talented whether they have a program or not. In some cases this would be a waste of money, and in other cases it would gut current, well run programs.

Please do all you can to have Section 7 deleted from these bills, or at least amend it to guarantee that existing programs will receive the same funding they received in the 1992/93 school year.

Thankyou,

Tina Seaton

Tina Seaton

58360 Bruce Dr.
Homer, AK 99603
235-6903



Alaska State Legislature

Please enter into the record my testimony to the House HESS
Senate Community & Regional Affairs
committee name

committee on SB 62 & HB 85 , dated 4/1/93
bill/subject

As a parent, I am concerned about the effects of SB 62 & HB 85 on Gifted Education. Without preserving funding to the develop the talents of our state's brightest students we are limiting our vision for the state's future, in my opinion.

It is my request that Gifted Education be removed from the this bill (i.e. delete Section 7 entirely). With this change I would support the passage of this bill.

Signed: Chris Loring
Testifier

parent of gifted
Representing (Optional)

35035 Lewish Homer AK 99603
Address

235-7475
Phone No.



Alaska State Legislature

SENATE COMMUNITY AND REGIONAL AFFAIRS COMMITTEE

Senator Randy Phillips, Chair
Senator Robin Taylor, Vice Chair
Senator Rick Halford
Senator Al Adams
Senator Fred Zharoff

SESSION:
State Capitol
Juneau, Ak 99801-1182
(907) 465-4989

INTERIM:
P O. Box 142
Eagle River Ak 99577
(907) 694-4949

AGENDA

9:00 am

April 1, 1993

1. Call to Order (time and members present)
2. Second Hearing for SB 62 - Public School Foundation Program.
The bill was heard on on February 18, 1993.
3. Listen Only Teleconference - School District sites requested by Senators on the CRA Committee.
 - a. Approximately 28 sites on the teleconference. Information was faxed or transmitted by phone to telconference sites. Any participants who have not received information please call my office at 465-4949 after the meeting.
 - b. Senator Lemman will make the motion to adopt the CS for SB 62.
 - c. Duane Guiley, Director School Finance, Department of Education will testify on what the CS does
4. Public Testimony will be taken by teleconference
Tuesday, April 6, 1994, on CSSB 62(CRA).
5. Adjourn



QUICK REPORT

(This is NOT an April Fool's joke)

Faxed to Superintendents for distribution, Thursday, April 1, 1993

Senate C&RA committee adopts controversial education funding formula bill

In a strikingly surrealistic move, the Senate Community & Regional Affairs (C&RA) Committee chose April Fool's Day to adopt a committee substitute for HB 62 that, among other things, deletes the Alaska School Price Index, does not fund schools with less than 25 students, and generally reshuffles funding from rural to urban districts. The bill creates a \$10.7 million problem for mostly rural districts while including \$3.7 million for single-site districts.

AASB anticipates a tremendous backlash will follow this proposal as it sets up the potential for an urban/rural clash not only in the Legislature, but also in the education community itself if this is allowed to stand. "It appears that many bills have been introduced to deflect our focus - FAIR AND EQUITABLE FUNDING FOR ALL SCHOOL DISTRICTS, AND ADDRESSING THE NEEDS OF STUDENTS," said Carl Rose, Executive Director of AASB. "There are many proposals and bills being thrown about that, while worthy of discussion, are 'smoke and mirrors' and can have the effect of throwing us off track of our common purpose. We need to keep our wits about us, and resist knee jerk reactions to every proposal that comes before us."

**A C&RA COMMITTEE HEARING ON HB 62 IS SCHEDULED FOR NEXT TUESDAY, APRIL 6.
CONTACT YOUR LIO FOR DETAILS.**

The committee substitute for HB 62 was adopted by a vote of 3-2. Sen. Taylor made it very clear that his vote to adopt was for discussion purposes only, and that he did not agree with the intent of this legislation. Sens. Phillips and Leman also voted to adopt. Sens. Adams and Zharoff objected. Although teleconferenced statewide, no testimony was allowed.

Sen. CS HB 62 does the following: (See attached DOE analysis for specifics)

1. Increases the local requirement for 3 districts-North Slope, Valdez and Unalaska- from 35% to 50% to the tune of \$3.2 million.
2. Eliminates funding for schools with less than 25 students (ADM), affecting 22 rural and small districts who would lose \$10.7 million. Would be funded as district correspondence students.
3. Changes the funding formula divisor for elementary instructional units from 17 to 16, adding \$11.7 million for 18 districts (the predominant amount going to large districts).
4. Funds single site communities (up to 900 ADM - 24 districts), for \$3.7 million.
5. And finally, removes the Alaska School Price Index (ASPI) and reinstates the current funding formula.

Chatham School District

Kr. Edward McLain
DISTRICT SUPERINTENDENT



BOARD OF EDUCATION

MR. WALLY FRANK SR.
MS. ANDREA EAMES
MS. SALLY KOCKESH
MS. LOIS NIXON
MR. BRUCE TED' BEN

P.O. BOX 109

ANGOON, ALASKA 99820

PHONE: 788-3302 or 788-3882
March 29, 1993

FAX: 788-3252

RE SUPPORT FOR THE NEW ALASKA SCHOOL PRICE INDEX SB 62

Dear Senator Phillips:

I am writing to express my strong support and the strong support of the Chatham School District Board of the proposed changes in the AK School Foundation formula by the newly established "Alaska School Price Index."

The Chatham School District Regional Board and I support the adoption of the new index into the School Foundation Formula and urge you to support its favorable passage through the COMMUNITY and REGIONAL AFFAIRS COMMITTEE and its adoption by the full legislature. The new "school price index" addresses many of the concerns and factors related to the cost of providing equitable services and opportunities to ALL (urban, rural, borough, REAA, single and multiple site) schools throughout the state.

The revised formula including the new School Price Index, is a cost effective effort at assuring (1) a more adequate level of funding support for many district, (2) a more equitable distribution of state support for the education of all children (3) greater flexibility and simplicity in applying for and distributing the funds...

I have been following the AK 2000 Education Reform package and process through its development and evolution. I would like to commend the efforts and this product of the AK Dept of Education Finance and Administration staff, the various individuals and committees who worked on this school foundation formula revision. It is a very supportive financial package for state education and for the AK 2000 initiative.

They have developed an over-all funding formula package which has earned a wide base of support from many districts and constituencies in the educational community and state.

I am available and look forward to discussing the positive impact of this revised formula on the Chatham School District and all districts in Alaska. I close this letter by again urging your favorable review and support of this legislation.

Thank you.

Sincerely,

Ed McLain
Superintendent

cc Chatham School District Board
Carl Rose, AASB

— SCHOOLS —

ANGOON

CUBE COVE ELFIN COVE FRESHWATER BAY GUSTAVUS HOBART BAY KLUKWAN TENAKEE

STATE OF ALASKA

WALTER J. HICKEL, GOVERNOR

DEPARTMENT OF EDUCATION School Finance

GOLDBELT PLACE
801 WEST 10TH STREET, SUITE 200
JUNEAU, ALASKA 99801-1894

March 18, 1993

The Honorable Senator Randy Phillips
Alaska State Legislature
State Capitol, Room 103
Juneau, Alaska 99801


*each
additional
\$1,000 in the
instructional
units costs
state \$12 million*

Dear Senator Phillips:

Attached for your review are spread sheets prepared in response to six questions you raised regarding the Public School Foundation Formula as follows:

1. Will state aid to public schools be reduced by increasing the 35% local contribution minimum required by AS 14.17.025(a)(2) to 43% or 50%;
2. What is the reduction in state aid to public schools as a result of not funding schools with average daily membership less than 8, 16 and 25 as separate funding communities;
3. Under the current area cost differentials, what is the reduction in state aid to public schools by reducing all area differentials greater than 1.00 by 2%;
4. What is the cost of increasing the area differential of Anchorage School district by .01;
5. What is the cost of reducing the divisor in the large elementary school formula in AS 14.17.041(b)(1) from 17 to 16; and
6. What is the cost and distribution of a \$1,000 unit value increase?

The attachments are in the numerical sequence of the respective questions. I hope you find this information helpful in your analysis of the funding formula and potential changes there to. If I can be of further assistance or if you have additional questions, please do not hesitate to call me at 465-2891.



Duane Guiley
Director

Enclosure

ALASKA DEPARTMENT OF EDUCATION
PROJECTED FY94 FOUNDATION PROGRAM

1-28-93 FILE: CHGMILLS.XLS

	A	B	C	Column B less Column A	Column C less Column A
	FY94 Foundation Under Existing Statute. 4 mills	FY94 Foundation required local at 5 mills or 43% of B.N.	FY94 Foundation required local at 6 mills or 50% of B.N.		
ADAK	\$1,849,843	\$1,849,843	\$1,849,843	\$0	\$0
ALASKA GATEWAY	4,558,211	4,558,211	4,558,211	0	0
ALEUTIAN REGION	616,679	616,679	616,679	0	0
ALEUTIANS EAST	3,533,467	3,371,752	3,210,036	(161,715)	(323,431)
ANCHORAGE	189,900,265	177,097,760	164,355,201	(12,802,505)	(25,545,064)
ANNETTE ISLANDS	1,259,634	1,259,634	1,259,634	0	0
BERING STRAIT	14,220,471	14,220,471	14,220,471	0	0
BRISTOL BAY	1,536,741	1,309,072	1,100,571	(227,669)	(436,170)
CHATHAM	2,581,208	2,581,208	2,581,208	0	0
CHUGACH	1,823,183	1,823,183	1,823,183	0	0
COPPER RIVER	5,239,929	5,239,929	5,239,929	0	0
CORDOVA	2,587,033	2,431,144	2,279,267	(155,889)	(307,766)
CRAIG	2,043,149	1,988,314	1,934,341	(54,835)	(108,808)
DELTA/GREELY	4,887,817	4,887,817	4,887,817	0	0
DILLINGHAM	3,550,738	3,359,351	3,198,570	(191,387)	(352,168)
FAIRBANKS	71,489,137	67,200,876	62,912,615	(4,288,261)	(8,576,522)
GALENA	1,363,457	1,312,233	1,261,049	(51,224)	(102,408)
HAINES	2,265,370	2,139,363	2,013,358	(126,007)	(252,012)
Hoonah	1,773,152	1,734,683	1,696,246	(38,469)	(76,906)
HYDABURG	1,064,389	1,057,360	1,050,331	(7,029)	(14,058)
IDITAROD	4,802,835	4,802,835	4,802,835	0	0
JUNEAU	23,787,408	22,216,009	20,644,609	(1,571,399)	(3,142,799)
KAKE	1,124,307	1,058,734	993,161	(65,573)	(131,146)
KASHUNAMIUT	1,566,800	1,566,800	1,566,800	0	0
KENAI	43,070,858	39,590,336	36,109,826	(3,480,522)	(6,961,032)
KETCHIKAN	10,428,430	9,492,353	8,556,276	(936,077)	(1,872,154)
KLAWOCK	1,389,196	1,348,064	1,306,931	(41,132)	(82,265)
KODIAK	13,683,327	12,730,664	11,901,362	(952,663)	(1,781,965)
KUSPUK	5,288,570	5,288,570	5,288,570	0	0
LAKE AND PENINSULA	6,083,127	5,944,677	5,806,352	(138,450)	(276,775)
LOWER KUSKOKWIM	29,664,406	29,664,406	29,664,406	0	0
LOWER YUKON	11,603,480	11,603,480	11,603,480	0	0
MAT-SU	50,072,045	50,072,045	48,047,862	(2,024,187)	(4,048,370)
NENANA	1,581,642	1,581,642	1,566,530	(15,766)	(30,878)
NOME	4,559,695	4,559,695	4,425,318	(136,405)	(270,782)
NORTH SLOPE	7,504,411	7,504,411	6,380,830	(1,275,525)	(2,399,106)
NORTHWEST ARCTIC	13,971,866	13,971,866	13,262,936	(709,216)	(1,418,146)
PELICAN	556,247	556,247	542,324	(13,923)	(27,846)
PETERSBURG	2,838,398	2,838,398	2,648,580	(189,818)	(379,636)
PRIBILOF	1,595,829	1,595,829	1,595,829	0	0
RAILBELT	3,316,298	3,316,298	3,316,298	0	0
SITKA	6,679,227	6,679,227	6,130,901	(548,327)	(1,096,653)
SKAGWAY	777,644	777,644	701,251	(76,393)	(152,786)
SOUTHEAST	4,527,841	4,527,841	4,527,841	0	0
SOUTHWEST	5,777,848	5,777,848	5,777,848	0	0
ST. MARY'S	1,397,180	1,397,180	1,383,210	(13,971)	(27,941)
TANANA	1,146,283	1,146,283	1,110,636	(35,619)	(71,216)
UNALASKA	1,617,923	1,617,923	1,441,611	(202,537)	(378,649)
VALDEZ	2,955,152	2,955,152	2,599,800	(406,119)	(761,471)
WRANGELL	2,265,768	2,265,768	2,132,224	(133,545)	(267,089)
YAKUTAT	1,125,866	1,125,866	1,100,085	(25,780)	(51,561)
YUKON FLATS	4,635,716	4,635,716	4,635,716	0	0
YUKON/KOYUKUK	6,313,585	6,313,585	6,313,585	0	0
YUPIIT	3,856,646	3,856,646	3,856,646	0	0
STATE CCS	3,093,890	3,093,890	3,093,890	0	0
Mt. EDGE CUMBE	1,726,301	1,726,301	1,726,301	0	0
TOTALS	610,336,849	579,239,112	548,611,270	(31,097,737)	(61,725,579)
CONTRACTUAL	3,886,260	3,886,260	3,886,260	0	0
PRIOR YEAR ADJ.	1,500,000	1,500,000	1,500,000	0	0
TOTAL FOUNDATION	\$615,723,109	\$584,625,372	\$553,997,530	(\$31,097,737)	(\$61,725,579)

QUESTION # 1

Page 1

SAVING \$ = \$1,883,981 \$ 3,539,226

AT 43%

AT 50%

ALASKA DEPARTMENT OF EDUCATION
PROJECTED FY94 FOUNDATION PROGRAM ENTITLEMENTS

1-28-93 File: FOUND94-3.XLS

4 Mills or
35% of B.N.

	BASIC NEED \$61,000	REQUIRED LOCAL	ELIGIBLE PL81-874	PL81-874 PERCENT	DEDUCTIBLE PL81-874 @ 90%	PROJ FY94 FOUNDATION STATE AID	100% PL-874 FLOW THRU	PL-874 SPED ADD-ON	FOUND./ PL-874 TOTAL	
AK	\$4,310,260	\$0	\$2,733,797	100.00%	\$2,460,417	\$1,849,843			\$1,849,843	
ALASKA GATEWAY	5,042,260	0	537,832	100.00%	484,049	4,558,211			4,558,211	
ALEUTIAN REGION	687,470	0	78,657	100.00%	70,791	616,679			616,679	
ALEUTIANS EAST	4,180,330	347,436	734,753	45.28%	299,427	3,533,467			3,533,467	
ANCHORAGE	229,823,600	44,617,995	10,919,004	67.07%	6,591,038	178,614,567	10,684,338	601,360	189,900,265	
ANNETTE ISLANDS	2,544,920	0	1,428,095	100.00%	1,285,286	1,259,634			1,259,634	
BERING STRAIT	18,583,650	0	4,847,977	100.00%	4,363,179	14,220,471			14,220,471	
BRISTOL BAY	2,447,320	694,694	338,564	70.85%	215,885	1,536,741			1,536,741	
CHATHAM	3,392,210	0	901,113	100.00%	811,002	2,581,208			2,581,208	
CHUGACH	1,983,110	0	177,697	100.00%	159,927	1,823,183			1,823,183	
COPPER RIVER	5,344,210	0	115,868	100.00%	104,281	5,239,929			5,239,929	
CORDOVA	3,215,310	607,508	27,534	83.81%	20,769	2,587,033			2,587,033	
CRAIG	2,262,490	203,817	24,915	69.23%	15,524	2,043,149			2,043,149	
DELTA/GREELY	6,012,770	0	1,249,948	100.00%	1,124,953	4,887,817			4,887,817	
DILLINGHAM	4,316,360	484,940	433,754	71.90%	280,682	3,550,738			3,550,738	
FAIRBANKS	79,617,200	13,025,178	8,537,817	53.71%	4,127,095	62,464,927	8,525,648	498,562	71,489,137	
GALENA	1,568,310	79,860	443,568	31.31%	124,993	1,363,457			1,363,457	
HAINES	2,769,400	490,999	26,344	54.96%	13,031	2,265,370			2,265,370	
HOONAH	1,926,990	91,252	331,303	20.99%	62,586	1,773,152			1,773,152	
HYDABURG	1,092,510	22,945	26,452	21.74%	5,176	1,064,389			1,064,389	
IDITAROD	5,541,850	0	821,128	100.00%	739,015	4,802,835			4,802,835	
JUNEAU	30,073,000	6,267,941	37,788	51.90%	17,651	23,787,408			23,787,408	
KAKE	1,386,530	67,805	387,271	55.78%	194,418	1,124,307			1,124,307	
KASHUNAMIUT	2,107,550	0	600,833	100.00%	540,750	1,566,800			1,566,800	
KENAI	56,992,910	13,859,290	132,956	52.45%	62,762	43,070,858			43,070,858	
KETCHIKAN	14,172,740	3,735,550	17,371	56.03%	8,760	10,428,430			10,428,430	
KLAWOCK	1,553,670	59,175	311,332	37.58%	105,299	1,389,196			1,389,196	
KODIAK	16,665,810	3,317,211	1,359,787	89.92%	1,100,448	12,248,151	1,359,787	75,389	13,683,327	
KUSPUK	5,647,990	0	399,355	100.00%	359,420	5,288,570			5,288,570	
KUKE AND PENINSUL	6,636,800	273,719	1,379,425	22.55%	279,954	6,083,127			6,083,127	
LOWER KUSKOKWIM	35,489,800	0	6,472,660	100.00%	5,825,394	29,664,406			29,664,406	
LOWER YUKON	15,745,930	0	4,602,722	100.00%	4,142,450	11,603,480			11,603,480	
MAT-SU	60,192,970	8,092,495	33,459	47.30%	14,243	52,096,232			52,096,232	
NENANA	1,662,860	60,449	6,285	88.44%	5,003	1,597,408			1,597,408	
NOME	5,241,730	506,525	62,916	69.06%	39,105	4,696,100			4,696,100	
NORTH SLOPE	14,406,980	4,898,758	3,703,465	21.85%	728,286	8,779,936			8,779,936	
NORTHWEST ARCTIC	17,517,370	1,307,724	3,167,484	53.62%	1,528,564	14,681,082			14,681,082	
PELICAN	625,860	55,690	0	100.00%	0	570,170			570,170	
PETERSBURG	3,787,490	746,311	23,957	60.12%	12,963	3,028,216			3,028,216	
PRIBILOF	2,067,290	0	523,846	100.00%	471,461	1,595,829			1,595,829	
RAILBELT	3,350,120	0	37,580	100.00%	33,822	3,315,298			3,315,298	
SITKA	9,420,840	2,069,906	231,921	59.11%	123,380	7,227,554			7,227,554	
SKAGWAY	1,159,610	305,573	0	78.42%	0	854,037			854,037	
SOUTHEAST	5,121,560	0	659,688	100.00%	593,719	4,527,841			4,527,841	
SOUTHWEST	7,140,050	0	1,513,558	100.00%	1,362,202	5,777,848			5,777,848	
ST. MARY'S	1,467,050	17,837	172,685	24.49%	38,062	1,411,151			1,411,151	
TANANA	1,324,310	44,982	250,291	43.25%	97,426	1,181,902			1,181,902	
UNALASKA	2,702,300	880,950	1,493	81.11%	1,030	1,820,260			1,820,260	
VALDEZ	5,138,030	1,754,330	53,825	46.30%	22,429	3,361,271			3,361,271	
WRANGELL	2,933,490	531,989	4,360	55.76%	2,188	2,399,313			2,399,313	
YAKUTAT	1,254,770	79,829	57,263	45.20%	23,295	1,151,646			1,151,646	
YUKON FLATS	5,446,690	0	901,082	100.00%	810,974	4,635,716			4,635,716	
YUKON/KOYUKUK	7,580,470	0	1,407,650	100.00%	1,266,885	6,313,585			6,313,585	
YUPIIT	4,945,880	0	1,210,260	100.00%	1,089,234	3,856,646			3,856,646	
STATE CCS	4,759,830	0	0	100.00%	0	3,093,890			3,093,890	
Mt. EDGE CUMBE	1,586,000	0	0	100.00%	0	1,586,000	140,301		1,726,301	
TOTALS	\$743,968,810	\$109,590,663	\$64,460,688		\$44,260,743	\$588,451,464	\$20,710,074	\$1,175,311	\$610,336,848	
Districts at 35% of Basic Need: North Slope, Valdez, Unalaska									3,886,260	
									ESTIMATED PRIOR YEAR ADJUSTMENTS	1,500,000
									EST. FY94 FOUNDATION ENTITLEMENT	\$615,723,108

ALASKA DEPARTMENT OF EDUCATION
PROJECTED FY94 FOUNDATION PROGRAM ENTITLEMENTS

1-28-93 File.FOUND94-3 XLS

5 Mills or
43% of B.N.

	BASIC NEED \$61,000	REQUIRED LOCAL	ELIGIBLE PL81-874	PL81-874 PERCENT	DEDUCTIBLE PL81-874 @ 90%	PROJ FY94 FOUNDATION STATE AID	100% PL-874 FLOW THRU	PL-874 SPED ADD-ON	FOUND./ PL-874 TOTAL
KODIAK	\$4,310,260	\$0	\$2,733,797	100.00%	\$2,460,417	\$1,849,843			\$1,849,843
ALASKA GATEWAY	5,042,260	0	537,832	100.00%	484,049	4,558,211			4,558,211
ALEUTIAN REGION	687,470	0	78,657	100.00%	70,791	616,679			616,679
ALEUTIANS EAST	4,180,330	434,295	734,753	56.60%	374,283	3,371,752			3,371,752
ANCHORAGE	229,823,600	55,772,494	10,919,004	83.84%	8,239,044	165,812,062	10,684,338	601,360	177,097,760
ANNETTE ISLANDS	2,544,920	0	1,428,095	100.00%	1,285,286	1,259,634			1,259,634
BERING STRAIT	18,583,650	0	4,847,977	100.00%	4,363,179	14,220,471			14,220,471
BRISTOL BAY	2,447,320	868,368	338,564	88.57%	269,880	1,309,072			1,309,072
CHATHAM	3,392,210	0	901,113	100.00%	811,002	2,581,208			2,581,208
CHUGACH	1,983,110	0	177,697	100.00%	159,927	1,823,183			1,823,183
COPPER RIVER	5,344,210	0	115,868	100.00%	104,281	5,239,929			5,239,929
CORDOVA	3,215,310	759,385	27,534	100.00%	24,781	2,431,144			2,431,144
CRAIG	2,262,490	254,771	24,915	86.54%	19,405	1,988,314			1,988,314
DELTA/GREELY	6,012,770	0	1,249,948	100.00%	1,124,953	4,887,817			4,887,817
DILLINGHAM	4,316,360	606,176	433,754	89.87%	350,833	3,359,351			3,359,351
FAIRBANKS	79,617,200	16,281,473	8,537,817	67.14%	5,159,061	58,176,666	8,525,648	498,562	67,200,876
GALENA	1,568,310	99,826	443,568	39.14%	156,251	1,312,233			1,312,233
HAINES	2,769,400	613,749	26,344	68.70%	16,288	2,139,363			2,139,363
HOONAH	1,926,990	114,066	331,303	26.4%	78,241	1,734,683			1,734,683
HYDABURG	1,092,510	28,682	26,452	27.17%	6,468	1,057,360			1,057,360
IDITAROD	5,541,850	0	821,128	100.00%	739,015	4,802,835			4,802,835
JUNEAU	30,073,000	7,834,926	37,788	64.88%	22,065	22,216,009			22,216,009
KAKE	1,386,530	84,756	387,271	69.73%	243,040	1,058,734			1,058,734
KASHUNAMIUT	2,107,550	0	600,833	100.00%	540,750	1,566,800			1,566,800
KENAI	56,992,910	17,324,113	132,356	65.57%	78,461	39,590,336			39,590,336
KETCHIKAN	14,172,740	4,669,437	17,371	70.04%	10,950	9,492,353			9,492,353
KLAWOCK	1,553,670	73,969	311,332	46.98%	131,637	1,348,064			1,348,064
KODIAK	16,665,810	4,146,514	1,359,787	100.00%	1,223,808	11,295,488	1,359,787	75,389	12,730,664
KUSPUK	5,647,990	0	399,305	100.00%	359,420	5,288,570			5,288,570
KOKE AND PENINSUL	6,636,800	342,149	1,379,425	28.19%	349,974	5,944,677			5,944,677
LOWER KUSKOKWIM	35,489,800	0	6,472,660	100.00%	5,825,394	29,664,406			29,664,406
LOWER YUKON	15,745,930	0	4,602,722	100.00%	4,142,450	11,603,480			11,603,480
MAT-SU	60,192,970	10,103,119	33,459	59.13%	17,806	50,072,045			50,072,045
NENANA	1,662,860	75,561	6,285	100.00%	5,657	1,581,642			1,581,642
NOME	5,241,730	633,157	62,916	65.32%	48,878	4,559,695			4,559,695
NORTH SLOPE	14,406,980	6,009,293	3,703,465	66.80%	893,276	7,504,411			7,504,411
NORTHWEST ARCTIC	17,517,370	1,634,656	3,167,484	67.03%	1,910,848	13,971,866			13,971,866
PELICAN	625,860	69,613	0	100.00%	0	556,247			556,247
PETERSBURG	3,787,490	932,889	23,957	75.15%	16,203	2,838,398			2,838,398
PRIBILOF	2,067,290	0	523,846	100.00%	471,461	1,595,829			1,595,829
RAILBELT	3,350,120	0	37,580	100.00%	33,822	3,316,298			3,316,298
SITKA	9,420,840	2,587,383	231,921	73.89%	154,230	6,679,227			6,679,227
SKAGWAY	1,159,610	381,966	0	98.03%	0	777,644			777,644
SOUTHEAST	5,121,560	0	659,688	100.00%	593,719	4,527,841			4,527,841
SOUTHWEST	7,140,050	0	1,513,558	100.00%	1,362,202	5,777,848			5,777,848
ST. MARY'S	1,467,050	22,297	172,685	30.61%	47,573	1,397,180			1,397,180
TANANA	1,324,310	56,228	250,291	54.07%	121,799	1,146,283			1,146,283
UNALASKA	2,702,300	1,083,037	1,493	99.72%	1,340	1,617,923			1,617,923
VALDEZ	5,138,030	2,155,319	53,825	56.89%	27,559	2,955,152			2,955,152
WRANGELL	2,933,490	664,987	4,360	69.71%	2,735	2,265,768			2,265,768
YAKUTAT	1,254,770	99,786	57,263	56.50%	29,118	1,125,866			1,125,866
YUKON FLATS	5,446,690	0	901,082	100.00%	810,974	4,635,716			4,635,716
YUKON/KOYUKUK	7,580,470	0	1,407,650	100.00%	1,266,885	6,313,585			6,313,585
YUPIIT	4,945,880	0	1,210,260	100.00%	1,089,234	3,856,646			3,856,646
STATE CCS	4,759,830	0	0	100.00%	0	3,093,890			3,093,890
MI. EDGE CUMBE	1,586,000	0	0	100.00%	0	1,586,000	140,301		1,726,301

TOTALS	\$743,968,810	\$136,818,440	\$64,460,688		\$48,130,703	\$557,353,727	\$20,710,074	\$1,175,311	\$579,239,111
Districts at 43% of Basic Need: North Slope, Valdez, Unalaska									3,886,260
									ESTIMATED PRIOR YEAR ADJUSTMENTS
									1,500,000
									EST. FY94 FOUNDATION ENTITLEMENT
									\$584,625,371

ALASKA DEPARTMENT OF EDUCATION
PROJECTED FY94 FOUNDATION PROGRAM ENTITLEMENTS

1-28-93 File:FOUND94-3.XLS

6 Mills or
50% of B.N.

	BASIC NEED \$61,000	REQUIRED LOCAL	ELIGIBLE PL81-874	PL81-874 PERCENT	DEDUCTIBLE PL81-874 @ 90%	PROJ FY94 FOUNDATION STATE AID	100% PL-874 FLOW THRU	PL-874 SPED ADD-ON	FOUND./ PL-874 TOTAL
ADAK	\$4,310,260	\$0	\$2,733,797	100.00%	\$2,460,417	\$1,849,843			\$1,849,843
ALASKA GATEWAY	5,042,260	0	537,832	100.00%	484,049	4,558,211			4,558,211
ALEUTIAN REGION	687,470	0	78,657	100.00%	70,791	616,679			616,679
ALEUTIANS EAST	4,180,330	521,154	734,753	67.92%	449,140	3,210,036			3,210,036
ANCHORAGE	229,823,600	66,926,993	10,919,004	100.00%	9,827,104	153,069,503	10,684,338	601,360	164,355,201
ANNETTE ISLANDS	2,544,920	0	1,428,095	100.00%	1,285,286	1,255,634			1,255,634
BERING STRAIT	18,583,650	0	4,847,977	100.00%	4,363,179	14,220,471			14,220,471
BRISTOL BAY	2,447,320	1,042,041	338,564	100.00%	304,708	1,100,571			1,100,571
CHATHAM	3,392,210	0	901,113	100.00%	811,002	2,581,208			2,581,208
CHUGACH	1,983,110	0	177,697	100.00%	159,927	1,823,183			1,823,183
COPPER RIVER	5,344,210	0	115,868	100.00%	104,281	5,239,929			5,239,929
CORDOVA	3,215,310	911,262	27,534	100.00%	24,781	2,279,267			2,279,267
CRAIG	2,262,490	305,725	24,915	100.00%	22,424	1,934,341			1,934,341
DELTA/GREELY	6,012,770	0	1,249,948	100.00%	1,124,953	4,887,817			4,887,817
DILLINGHAM	4,316,360	727,411	433,754	100.00%	390,379	3,198,570			3,198,570
FAIRBANKS	79,617,200	19,537,768	9,537,817	80.57%	6,191,027	53,888,405	8,525,648	498,562	62,912,615
GALENA	1,568,310	119,791	443,568	46.96%	187,470	1,261,049			1,261,049
HAINES	2,769,400	736,498	26,344	82.43%	19,544	2,013,358			2,013,358
HOONAH	1,926,930	136,879	331,303	31.48%	93,865	1,696,246			1,696,246
HYDABURG	1,092,510	34,418	26,452	32.60%	7,761	1,050,331			1,050,331
IDITAROD	5,541,850	0	821,128	100.00%	739,015	4,802,835			4,802,835
JUNEAU	30,073,000	9,401,911	37,788	77.86%	26,480	20,644,609			20,644,609
KAKE	1,386,530	101,707	387,271	83.68%	291,662	993,161			993,161
KASHUNAMIUT	2,107,550	0	600,833	100.00%	540,750	1,566,800			1,566,800
KENAI	56,992,910	20,788,935	132,956	78.68%	94,149	36,109,826			36,109,826
KETCHIKAN	14,172,740	5,603,324	17,371	84.05%	13,140	8,556,276			8,556,276
KLAWOCK	1,553,670	88,763	311,332	56.38%	157,976	1,306,931			1,306,931
KODIAK	16,665,810	4,975,816	1,359,787	100.00%	1,223,808	10,466,186	1,359,787	75,389	11,901,362
KUSPUK	5,647,990	0	399,355	100.00%	359,420	5,288,570			5,288,570
KOENIG AND PENINSUL	6,636,800	410,579	1,379,425	33.82%	419,869	5,806,352			5,806,352
KOENIG AND PENINSUL	35,489,800	0	6,472,660	100.00%	5,825,394	29,664,406			29,664,406
LOWER YUKON	15,745,930	0	4,602,722	100.00%	4,142,450	11,603,480			11,603,480
MAT-SU	60,192,970	12,123,743	33,459	70.95%	21,365	48,047,862			48,047,862
NENANA	1,662,860	90,673	6,285	100.00%	5,657	1,566,530			1,566,530
NOME	5,241,730	759,788	62,916	100.00%	56,624	4,425,318			4,425,318
NORTH SLOPE	14,406,980	6,987,550	3,703,465	31.16%	1,038,600	6,380,830			6,380,830
NORTHWEST ARCTIC	17,517,370	1,961,587	3,167,484	80.43%	2,292,847	13,262,936			13,262,936
PELICAN	625,860	83,536	0	100.00%	0	542,324			542,324
PETERSBURG	3,787,490	1,119,466	23,957	90.18%	19,444	2,648,580			2,648,580
PRIBILOF	2,067,290	0	523,846	100.00%	471,461	1,595,829			1,595,829
RAILBELT	3,350,120	0	37,580	100.00%	33,822	3,316,298			3,316,298
SITKA	9,420,840	3,104,859	231,921	88.67%	185,080	6,130,901			6,130,901
SKAGWAY	1,159,610	458,359	0	100.00%	0	701,251			701,251
SOUTHEAST	5,121,560	0	659,688	100.00%	593,719	4,527,841			4,527,841
SOUTHWEST	7,140,050	0	1,513,558	100.00%	1,362,202	5,777,848			5,777,848
ST. MARY'S	1,467,050	26,756	172,685	36.73%	57,084	1,383,210			1,383,210
TANANA	1,324,310	67,474	250,291	64.88%	146,150	1,110,686			1,110,686
UNALASKA	2,702,300	1,259,345	1,493	100.00%	1,344	1,441,611			1,441,611
VALDEZ	5,138,030	2,506,185	53,825	66.15%	32,045	2,599,800			2,599,800
WRANGELL	2,933,490	797,984	4,360	83.65%	3,282	2,132,224			2,132,224
YAKUTAT	1,254,770	119,743	57,263	67.80%	34,942	1,100,085			1,100,085
YUKON FLATS	5,446,690	0	901,082	100.00%	810,974	4,635,716			4,635,716
YUKON/KOYUKUK	7,580,470	0	1,407,650	100.00%	1,266,885	6,313,585			6,313,585
YUPIIT	4,945,880	0	1,210,260	100.00%	1,089,234	3,856,646			3,856,646
STATE CCS	4,759,830	0	0	100.00%	0	3,093,890			3,093,890
MT. EDGE CUMBE	1,586,000	0	0	100.00%	0	1,586,000	140,301		1,726,301

TOTALS \$743,968,810 \$163,838,023 \$64,460,688 \$51,738,962 \$526,725,885 \$20,710,074 \$1,175,311 \$548,611,269

Districts at 50% of Basic Need: North Slope, Valdez, Unalaska

CONTRACTUAL 3,886,260
ESTIMATED PRIOR YEAR ADJUSTMENTS 1,500,000
EST. FY94 FOUNDATION ENTITLEMENT \$553,997,529

ALASKA DEPARTMENT OF EDUCATION
PROJECTED FY93 FOUNDATION PROGRAM

	\1 consolidate less than 8 adm	\2 consolidate less than 16 adm	\3 consolidate less than 25 adm
ADAK	\$0	\$0	\$0
ALASKA GATEWAY	0	(228,600)	(585,600)
ALEUTIAN REGION	(107,400)	(107,400)	(107,400)
ALEUTIANS EAST	0	(136,200)	(568,800)
ANCHORAGE	0	0	0
ANNETTE ISLANDS	0	0	0
BERING STRAIT	0	0	0
BRISTOL BAY	0	0	(208,200)
CHATHAM	(90,600)	(511,200)	(511,200)
CHUGACH	(197,400)	(197,400)	(542,400)
COPPER RIVER	(109,200)	(228,000)	(616,800)
CORDOVA	0	0	0
CRAIG	0	0	0
DELTA/GREELY	0	(92,400)	(92,400)
DILLINGHAM	0	0	0
FAIRBANKS	0	0	0
GALENA	0	0	0
HAINES	0	0	(168,000)
HOONAH	0	0	0
HYDABURG	0	0	0
IDITAROD	(261,000)	(547,200)	(752,400)
JUNEAU	0	0	0
KAKE	0	0	0
KASHUNAMIUT	0	0	0
KENAI	0	(81,000)	(232,800)
KETCHIKAN	0	0	0
KLAWOCK	0	0	0
KODIAK	0	(205,800)	(538,800)
KUSPUK	0	(159,600)	(573,000)
LAKE AND PENN.	(235,800)	(235,800)	(1,340,400)
LOWER KUSKOKWIM	0	(289,800)	(289,800)
LOWER YUKON	0	0	0
MATSU	0	(154,800)	(154,800)
NENANA	0	0	0
NOME	0	0	0
NORTH SLOPE	0	0	0
NORTHWEST ARCTIC	0	0	(226,800)
PELICAN	0	0	0
PETERSBURG	0	0	0
PRIBILOF	0	0	0
RAILBELT	0	0	0
SITKA	0	0	0
SKAGWAY	0	0	0
SOUTHEAST	0	(985,800)	(1,575,600)
SOUTHWEST	(131,400)	(267,000)	(658,800)
ST MARY'S	0	0	0
TANANA	0	0	0
UNALASKA	0	0	0
VALDEZ	0	0	0
WRANGELL	0	0	0
YAKUTAT	0	0	0
YUKON FLATS	0	(304,200)	(1,180,200)
YUKON/KOYUKUK	0	(257,400)	(460,800)
YUPIIT	0	0	0
TOTALS	REDUCED COST EQUATE \$1,132,800 (\$1,182,800)	\$ 4,985,600 (\$4,989,600)	\$ 11,385,000 (\$11,385,000)

- \1 Consolidates schools with less than 8 ADM to the largest funding community.
- \2 Consolidates schools with less than 16 ADM to the largest funding community.
- \3 Consolidates schools with less than 25 ADM to the largest funding community.

ALASKA DEPARTMENT OF EDUCATION
PROJECTED FY93 FOUNDATION PROGRAM ENTITLEMENTS

	PROJ. FY93 ADM	consolidate		consolidate	
		less than 8 adm UNITS	0.00	less than 16 adm UNITS	0.00
ADAK	718.00	0.00	0.00	0.00	0.00
ALASKA GATEWAY	490.00	0.00	3.20	8.20	8.20
ALEUTIAN REGION	27.00	1.37	1.37	1.37	1.37
ALEUTIANS EAST	391.00	0.00	1.73	7.24	7.24
ANCHORAGE	44,800.00	0.00	0.00	0.00	0.00
ANNETTE ISLANDS	420.00	0.00	0.00	0.00	0.00
BERING STRAIT	1,482.00	0.00	0.00	0.00	0.00
BRISTOL BAY	270.00	0.00	0.00	2.73	2.73
CHATRAM	384.00	1.47	8.27	8.27	8.27
CHUGACH	138.00	2.89	2.89	7.93	7.93
COPPER RIVER	588.00	1.60	3.33	9.02	9.02
CORDOVA	478.75	0.00	0.00	0.00	0.00
CRAIG	390.00	0.00	0.00	0.00	0.00
DELTA/GREELY	870.00	0.00	1.33	1.33	1.33
DILLINGHAM	553.00	0.00	0.00	0.00	0.00
FAIRBANKS	15,139.50	0.00	0.00	0.00	0.00
GALENA	160.00	0.00	0.00	0.00	0.00
HAINES	447.00	0.00	0.00	2.67	2.67
HOONAH	225.00	0.00	0.00	0.00	0.00
HYDABURG	120.00	0.00	0.00	0.00	0.00
IDITAROD	409.00	3.27	6.88	9.43	9.43
JUNEAU	5,375.00	0.00	0.00	0.00	0.00
KAKE	178.00	0.00	0.00	0.00	0.00
KASHUNAMIUT	208.00	0.00	0.00	0.00	0.00
KENAI	9,739.00	0.00	1.35	3.88	3.88
KETCHIKAN	2,734.00	0.00	0.00	0.00	0.00
KLAWOCK	215.00	0.00	0.00	0.00	0.00
KODIAK	2,498.08	0.00	3.15	8.24	8.24
KUSPUK	455.00	0.00	2.00	7.18	7.18
LAKE AND PENN.	420.00	3.00	3.00	17.05	17.05
LOWER KUSKOKWI	2,901.00	0.00	3.40	3.40	3.40
LOWER YUKON	1,420.00	0.00	0.00	0.00	0.00
MATSU	10,962.00	0.00	2.58	2.58	2.58
NENANA	185.00	0.00	0.00	0.00	0.00
NOME	773.00	0.00	0.00	0.00	0.00
NORTH SLOPE	1,510.20	0.00	0.00	0.00	0.00
NORTHWEST ARCT	1,605.00	0.00	0.00	2.61	2.61
PELICAN	48.20	0.00	0.00	0.00	0.00
PETERSBURG	722.00	0.00	0.00	0.00	0.00
PRIBILOF	156.00	0.00	0.00	0.00	0.00
RAILBELT	344.00	0.00	0.00	0.00	0.00
SITKA	1,850.00	0.00	0.00	0.00	0.00
SKAGWAY	135.00	0.00	0.00	0.00	0.00
SOUTHEAST	416.15	0.00	15.80	25.25	25.25
SOUTHWEST	511.00	1.67	3.40	8.38	8.38
ST MARY'S	105.50	0.00	0.00	0.00	0.00
TANANA	100.00	0.00	0.00	0.00	0.00
UNALASKA	332.00	0.00	0.00	0.00	0.00
VALDEZ	865.00	0.00	0.00	0.00	0.00
WRANGELL	527.00	0.00	0.00	0.00	0.00
YAKUTAT	127.00	0.00	0.00	0.00	0.00
YUKON FLATS	352.00	0.00	3.47	13.47	13.47
YUKON/KOYUKUK	540.00	0.00	3.20	5.73	5.73
YUPIIT	355.00	0.00	0.00	0.00	0.00
TOTALS	117,164.38	15.27	70.33	155.96	155.96

ALASKA DEPARTMENT OF EDUCATION
PROJECTED FY94 FOUNDATION PROGRAM ENTITLEMENTS

	existing FOUND./ PL-874 TOTAL	98% Diff. FOUND./ PL-874 TOTAL	98% less existing
ADAK	1,849,843	1,747,973	(101,870)
ALASKA GATEWAY	4,558,211	4,473,421	(84,790)
ALEUTIAN REGION	616,679	600,819	(15,860)
ALEUTIANS EAST	3,533,467	3,437,697	(95,770)
ANCHORAGE	189,900,265	189,900,265	0
ANNETTE ISLANDS	1,259,634	1,210,224	(49,410)
BERING STRAIT	14,220,471	13,819,091	(401,380)
BRISTOL BAY	1,536,741	1,478,791	(57,950)
CHATHAM	2,581,208	2,515,328	(65,880)
CHUGACH	1,823,183	1,788,413	(34,770)
COPPER RIVER	5,239,929	5,145,989	(93,940)
CORDOVA	2,587,033	2,529,083	(57,950)
CRAIG	2,043,149	1,999,229	(43,920)
DELTA/GREELY	4,887,817	4,784,117	(103,700)
DILLINGHAM	3,550,738	3,448,868	(101,870)
FAIRBANKS	71,489,137	69,958,037	(1,531,100)
GALENA	1,363,457	1,327,467	(35,990)
HAINES	2,265,370	2,212,910	(52,460)
HOONAH	1,773,152	1,737,772	(35,380)
HYDABURG	1,064,389	1,043,039	(21,350)
IDITAROD	4,802,835	4,677,785	(125,050)
JUNEAU	23,787,408	23,787,408	0
KAKE	1,124,307	1,097,467	(26,840)
KASHUNAMIUT	1,566,800	1,519,220	(47,580)
KENAI	43,070,858	43,070,858	0
KETCHIKAN	10,428,430	10,428,430	0
KLAWOCK	1,389,196	1,359,306	(29,890)
KODIAK	13,683,327	13,377,717	(305,610)
KUSPUK	5,288,570	5,161,690	(126,880)
LAKE AND PENINSULA	6,083,127	5,930,627	(152,500)
LOWER KUSKOKWIM	29,664,406	28,914,716	(749,690)
LOWER YUKON	11,603,480	11,253,950	(349,530)
MAT-SU	52,096,232	52,096,232	0
NENANA	1,597,408	1,569,958	(27,450)
NOME	4,696,100	4,578,980	(117,120)
NORTH SLOPE	8,779,936	8,481,646	(298,290)
NORTHWEST ARCTIC	14,681,082	14,318,742	(362,340)
PELICAN	570,170	558,580	(11,590)
PETERSBURG	3,028,216	3,028,216	0
PRIBILOF	1,595,829	1,548,249	(47,580)
RAILBELT	3,316,298	3,262,008	(54,290)
SITKA	7,227,554	7,227,554	0
SKAGWAY	854,037	831,467	(22,570)
SOUTHEAST	4,527,841	4,429,021	(98,820)
SOUTHWEST	5,777,848	5,614,368	(163,480)
ST. MARY'S	1,411,151	1,377,601	(33,550)
TANANA	1,181,902	1,151,402	(30,500)
UNALASKA	1,820,260	1,756,210	(64,050)
VALDEZ	3,361,271	3,268,551	(92,720)
WRANGELL	2,399,313	2,399,313	0
YAKUTAT	1,151,646	1,128,466	(23,180)
YUKON FLATS	4,635,716	4,524,086	(111,630)
YUKON/KOYUKUK	6,313,585	6,144,005	(169,580)
YUPIIT	3,856,646	3,751,116	(105,530)
STATE CCS	3,093,890	3,093,890	0
MI. EDGE CUMBE	1,726,301	1,726,301	0

TOTALS

610,336,848

603,603,668

(6,733,180)

QUESTION # 3 REDUCTION = \$6,733,180

ALASKA DEPARTMENT OF EDUCATION
PROJECTED FY94 FOUNDATION PPROGRAM ENTITLEMENTS

	existing FOUND./ PL-874 TOTAL	0.98 FOUND./ PL-874 TOTAL	98% less existing
ADAK	1,849,843	1,747,973	(101,870)
ALASKA GATEWAY	4,558,211	4,473,421	(84,790)
ALEUTIAN REGION	616,679	600,819	(15,860)
ALEUTIANS EAST	3,533,467	3,437,697	(95,770)
ANCHORAGE	189,800,265	192,108,745	2,298,480
ANNETTE ISLANDS	1,259,634	1,210,224	(49,410)
BERING STRAIT	14,220,471	13,819,091	(401,380)
BRISTOL BAY	1,536,741	1,478,791	(57,950)
CHATHAM	2,581,208	2,515,328	(65,880)
CHUGACH	1,823,183	1,788,413	(34,770)
COPPER RIVER	5,239,929	5,145,989	(93,940)
CORDOVA	2,587,033	2,529,083	(57,950)
CRAIG	2,043,149	1,999,229	(43,920)
DELTA/GREELY	4,887,817	4,784,117	(103,700)
DILLINGHAM	3,550,738	3,448,808	(101,870)
FAIRBANKS	71,489,137	69,958,037	(1,531,100)
GALENA	1,363,457	1,327,467	(35,990)
HAINES	2,265,970	2,212,910	(52,460)
HOONAH	1,773,152	1,737,772	(35,380)
HYDABURG	1,064,389	1,043,039	(21,350)
IDITAROD	4,802,835	4,677,785	(125,050)
JUNEAU	23,787,408	23,787,408	0
KAKE	1,124,307	1,097,467	(26,840)
KASHUNAMIUT	1,566,800	1,519,220	(47,580)
KENAI	43,070,858	43,070,858	0
KETCHIKAN	10,428,430	10,428,430	0
KLAWOCK	1,389,196	1,359,306	(29,890)
KODIAK	13,683,327	13,377,717	(305,610)
KUSPUK	5,288,570	5,161,690	(126,880)
LAKE AND PENINSULA	6,083,127	5,930,627	(152,500)
LOWER KUSKOKWIM	29,664,406	28,914,716	(749,690)
LOWER YUKON	11,603,480	11,253,950	(349,530)
MAT-SU	52,096,232	52,096,232	0
NENANA	1,597,408	1,569,958	(27,450)
NOME	4,696,100	4,578,980	(117,120)
NORTH SLOPE	8,779,936	8,481,646	(298,290)
NORTHWEST ARCTIC	14,681,082	14,318,742	(362,340)
PELICAN	570,170	558,580	(11,590)
PETERSBURG	3,028,216	3,028,216	0
PRIBILOF	1,595,829	1,548,249	(47,580)
RAILBELT	3,316,298	3,262,008	(54,290)
SITKA	7,227,554	7,227,554	0
SKAGWAY	854,037	831,467	(22,570)
SOUTHEAST	4,527,841	4,429,021	(98,820)
SOUTHWEST	5,777,848	5,614,368	(163,480)
ST. MARY'S	1,411,151	1,377,601	(33,550)
TANANA	1,181,902	1,151,402	(30,500)
UNALASKA	1,820,260	1,756,210	(64,050)
VALDEZ	3,361,271	3,268,551	(92,720)
WRANGELL	2,399,313	2,399,313	0
YAKUTAT	1,151,646	1,128,466	(23,180)
YUKON FLATS	4,635,716	4,524,086	(111,630)
YUKON/KOYUKUK	6,313,585	6,144,005	(169,580)
YUPIIT	3,856,646	3,751,116	(105,530)
STATE CCS	3,093,890	3,093,890	0
MI. EDGE CUMBE	1,726,301	1,726,301	0
TOTALS	610,336,848	605,902,148	(4,434,700)

INCREASE BY
0.01

QUESTION #4 COST = \$2,298,480

ALASKA DEPARTMENT OF EDUCATION
 FY94 Foundation Program as amended by SSHB27

elementary divisor is 16 Increased units	Secondary Base units	AREA DIFF.	Adjusted Elementary	Adjusted Secondary	Increased Elementary unit value \$61,000
	are increased from 18 to 19 Increased units				

	0.98	1.00	1.27	1.24	1.27	\$75,640
ADAK	0.98	1.00	1.27	1.24	1.27	\$75,640
ALASKA GATEWAY	0.00	0.00	1.19	0.00	0.00	0
ALEUTIAN REGION	0.00	0.00	1.31	0.00	0.00	0
ALEUTIANS EAST	0.00	0.00	1.31	0.00	0.00	0
ANCHORAGE	96.75	2.00	1.00	96.75	2.00	5,901,750
ANNETTE ISLANDS	0.00	0.00	1.03	0.00	0.00	0
BERING STRAIT	0.00	0.00	1.39	0.00	0.00	0
BRISTOL BAY	0.00	0.00	1.27	0.00	0.00	0
CHATHAM	0.00	0.00	1.03	0.00	0.00	0
CHUGACH	0.00	0.00	1.14	0.00	0.00	0
COPPER RIVER	0.00	0.00	1.14	0.00	0.00	0
CORDOVA	0.00	0.00	1.11	0.00	0.00	0
CRAIG	0.00	0.00	1.03	0.00	0.00	0
DELTA/GREELY	1.16	1.00	1.16	1.35	1.16	82,350
DILLINGHAM	0.00	0.00	1.27	0.00	0.00	0
FAIRBANKS	30.19	3.00	1.04	31.40	3.12	1,915,400
GALENA	0.00	0.00	1.30	0.00	0.00	0
HAINES	0.00	0.00	1.05	0.00	0.00	0
HOONAH	0.00	0.00	1.08	0.00	0.00	0
HYDABURG	0.00	0.00	1.03	0.00	0.00	0
IDITAROD	0.00	0.00	1.33	0.00	0.00	0
JUNEAU	10.94	1.00	1.00	10.94	1.00	667,340
KAKE	0.00	0.00	1.03	0.00	0.00	0
KASHUNAMIUT	0.00	0.00	1.33	0.00	0.00	0
KENAI	11.74	5.00	1.00	11.74	5.00	716,140
KETCHIKAN	3.49	1.00	1.00	3.49	1.00	212,890
KLAWOCK	0.00	0.00	1.03	0.00	0.00	0
KODIAK	3.70	1.00	1.09	4.03	1.09	245,830
KUSPUK	0.00	0.00	1.33	0.00	0.00	0
LAKE AND PENN.	0.00	0.00	1.31	0.00	0.00	0
LOWER KUSKOKWIM	2.12	1.00	1.42	3.01	1.42	183,610
LOWER YUKON	0.00	0.00	1.35	0.00	0.00	0
MATSU	14.09	3.00	1.00	14.09	3.00	859,490
NENANA	0.00	0.00	1.20	0.00	0.00	0
NOME	0.85	1.00	1.34	1.14	1.34	69,540
NORTH SLOPE	1.34	1.00	1.45	1.94	1.45	118,340
NORTHWEST ARCTIC	0.91	1.00	1.45	1.32	1.45	80,520
PELICAN	0.00	0.00	1.08	0.00	0.00	0
PETERSBURG	0.81	1.00	1.00	0.81	1.00	49,410
PRIBILOF	0.00	0.00	1.30	0.00	0.00	0
RAILBELT	0.00	0.00	1.23	0.00	0.00	0
SITKA	3.19	1.00	1.00	3.19	1.00	194,590
SKAGWAY	0.00	0.00	1.05	0.00	0.00	0
SOUTHEAST	0.00	0.00	1.04	0.00	0.00	0
SOUTHWEST	0.00	0.00	1.31	0.00	0.00	0
ST MARY'S	0.00	0.00	1.30	0.00	0.00	0
TANANA	0.00	0.00	1.30	0.00	0.00	0
UNALASKA	0.00	0.00	1.27	0.00	0.00	0
VALDEZ	1.25	1.00	1.11	1.39	1.11	84,790
WRANGELL	0.49	1.00	1.00	0.49	1.00	29,890
YAKUTAT	0.00	0.00	1.08	0.00	0.00	0
YUKON FLATS	0.00	0.00	1.46	0.00	0.00	0
YUKON/KOYUKUK	0.00	0.00	1.34	0.00	0.00	0
YUPIIT	0.00	0.00	1.41	0.00	0.00	0
CCS	3.94	0.00	1.00	3.94	0.00	240,340
Mt. EDGE CUMBE	0.00	0.00	1.00	0.00	0.00	0

TOTALS 187.94 26.00 192.26 28.41 511,727,860

QUESTION # 5 Cost = \$11,727,860

ALASKA DEPARTMENT OF EDUCATION
 FY94 PROJECTED FOUNDATION INCREASED ENTITLEMENTS IF UNIT VALUE IS ADJUSTED.

12-21-92 File:FOUND94-3.XLS

This spreadsheet reflects the increased FY94 foundation entitlements if the unit value of \$61,000 is increased by increments of \$100.

UNIT VALUE INCREASES BY >	\$600	\$700	\$800	\$900	\$1,000
ADAK	\$42,396	\$49,462	\$56,528	\$63,594	\$70,660
ALASKA GATEWAY	49,596	57,862	66,128	74,394	82,660
ALEUTIAN REGION	6,762	7,889	9,016	10,143	11,270
ALEUTIANS EAST	41,118	47,971	54,824	61,677	68,530
ANCHORAGE	2,260,560	2,637,320	3,014,080	3,390,840	3,767,600
ANNETTE ISLANDS	25,032	29,204	33,376	37,548	41,720
BERING STRAIT	182,790	213,255	243,720	274,185	304,650
BRISTOL BAY	24,072	28,084	32,096	36,108	40,120
CHATHAM	33,366	38,927	44,488	50,049	55,610
CHUGACH	19,506	22,757	26,008	29,259	32,510
COPPER RIVER	52,566	61,327	70,088	78,849	87,610
CORDOVA	31,626	36,897	42,168	47,439	52,710
CRAIG	22,254	25,963	29,672	33,381	37,090
DELTA/GREELY	59,142	68,999	78,856	88,713	98,570
DILLINGHAM	42,456	49,532	56,608	63,684	70,760
FAIRBANKS	783,120	913,640	1,044,160	1,174,680	1,305,200
GALENA	15,426	17,997	20,568	23,139	25,710
HAINES	27,240	31,780	36,320	40,860	45,400
HOONAH	18,954	22,113	25,272	28,431	31,590
HYDABURG	10,746	12,537	14,328	16,119	17,910
IDITAROD	54,510	63,595	72,680	81,765	90,850
JUNEAU	295,800	345,100	394,400	443,700	493,000
KAKE	13,638	15,911	18,184	20,457	22,730
KASHUNAMIUT	20,730	24,185	27,640	31,095	34,550
KENAI	560,586	654,017	747,448	840,879	934,310
KETCHIKAN	139,404	162,638	185,872	209,106	232,340
KLAWOCK	15,282	17,829	20,376	22,923	25,470
KODIAK	163,926	191,247	218,568	245,889	273,210
KUSPUK	55,554	64,813	74,072	83,331	92,590
LAKE AND PENINSULA	65,280	76,160	87,040	97,920	108,800
LOWER KUSKOKWIM	349,080	407,260	465,440	523,620	581,800
LOWER YUKON	154,878	180,691	206,504	232,317	258,130
MAT-SU	592,062	690,739	789,416	888,093	986,770
NENANA	16,356	19,082	21,808	24,534	27,260
NOME	51,558	60,151	68,744	77,337	85,930
NORTH SLOPE	141,708	165,326	188,944	212,562	236,180
NORTHWEST ARCTIC	172,302	201,019	229,736	258,453	287,170
PELICAN	6,156	7,182	8,208	9,234	10,260
PETERSBURG	37,254	43,463	49,672	55,881	62,090
PRIBILOF	20,334	23,723	27,112	30,501	33,890
RAILBELT	32,952	38,444	43,936	49,428	54,920
SITKA	92,664	108,108	123,552	138,996	154,440
SKAGWAY	11,406	13,307	15,208	17,109	19,010
SOUTHEAST	50,376	58,772	67,168	75,564	83,960
SOUTHWEST	70,230	81,935	93,640	105,345	117,050
ST. MARY'S	14,430	16,835	19,240	21,645	24,050
TANANA	13,026	15,197	17,368	19,539	21,710
UNALASKA	26,580	31,010	35,440	39,870	44,300
VALDEZ	50,538	58,961	67,384	75,807	84,230
WRANGELL	28,854	33,663	38,472	43,281	48,090
YAKUTAT	12,342	14,399	16,456	18,513	20,570
YUKON FLATS	53,574	62,503	71,432	80,361	89,290
YUKON/KOYUKUK	74,562	86,989	99,416	111,843	124,270
YUPIIT	48,648	56,756	64,864	72,972	81,080
STATE CCS	30,432	35,504	40,576	45,648	50,720
Mt. EDGE CUMBE	15,600	18,200	20,800	23,400	26,000
SUB - TOTALS	\$7,301,340	\$8,518,230	\$9,735,120	\$10,952,010	\$12,168,900
CONTRACTUAL	0	0	0	0	0
EST. PRIOR YEAR ADJ.	0	0	0	0	0
FY94 EST. INCREASES	\$7,301,340	\$8,518,230	\$9,735,120	\$10,952,010	\$12,168,900

ALASKA DEPARTMENT OF EDUCATION
 FY94 PROJECTED FOUNDATION ENTITLEMENTS IF UNIT VALUE IS ADJUSTED
 and PL81-874 FLOW THROUGH.

12-21-92 File:FOUND94-3.XLS

This spreadsheet reflects the total FY94 foundation entitlements if the unit value of \$61,000 is increased by increments of \$100

ADJUSTED UNIT VALUE >	\$600	\$700	\$800	\$900	\$1,000
	\$61,600	\$61,700	\$61,800	\$61,900	\$62,000
ADAK	\$1,892,239	\$1,899,305	\$1,906,371	\$1,913,437	\$1,920,503
ALASKA GATEWAY	4,607,807	4,616,073	4,624,339	4,632,605	4,640,871
ALEUTIAN REGION	623,441	624,568	625,695	626,822	627,949
ALEUTIANS EAST	3,574,585	3,581,438	3,588,291	3,595,144	3,601,997
ANCHORAGE	192,160,825	192,537,585	192,914,345	193,291,105	193,667,865
ANNETTE ISLANDS	1,284,666	1,288,838	1,293,010	1,297,182	1,301,354
BERING STRAIT	14,403,261	14,433,726	14,464,191	14,494,656	14,525,121
BRISTOL BAY	1,560,813	1,564,825	1,568,837	1,572,849	1,576,861
CHATHAM	2,614,574	2,620,135	2,625,696	2,631,257	2,636,818
CHUGACH	1,842,689	1,845,940	1,849,191	1,852,442	1,855,693
COPPER RIVER	5,292,495	5,301,256	5,310,017	5,318,778	5,327,539
CORDOVA	2,618,659	2,623,930	2,629,201	2,634,472	2,639,743
CRAIG	2,065,403	2,069,112	2,072,821	2,076,530	2,080,239
DELTA/GREELY	4,946,959	4,956,816	4,966,673	4,976,530	4,986,387
DILLINGHAM	3,593,194	3,600,270	3,607,346	3,614,422	3,621,498
FAIRBANKS	72,272,257	72,402,777	72,533,297	72,663,817	72,794,337
GALENA	1,378,883	1,381,454	1,384,025	1,386,596	1,389,167
HAINES	2,292,610	2,297,150	2,301,690	2,306,230	2,310,770
HOONAH	1,792,106	1,795,265	1,798,424	1,801,583	1,804,742
HYDABURG	1,075,135	1,076,926	1,078,717	1,080,508	1,082,299
IDITAROD	4,857,345	4,866,430	4,875,515	4,884,600	4,893,685
JUNEAU	24,083,208	24,132,508	24,181,808	24,231,108	24,280,408
KAKE	1,137,945	1,140,218	1,142,491	1,144,764	1,147,037
KASHUNAMIUT	1,587,530	1,590,985	1,594,440	1,597,895	1,601,350
KENAI	43,631,444	43,724,875	43,818,306	43,911,737	44,005,168
KETCHIKAN	10,567,834	10,591,068	10,614,302	10,637,536	10,660,770
KLAWOCK	1,404,478	1,407,025	1,409,572	1,412,119	1,414,666
KODIAK	13,847,253	13,874,574	13,901,895	13,929,216	13,956,537
KUSPUK	5,344,124	5,353,383	5,362,642	5,371,901	5,381,160
LAKE AND PENINSULA	6,148,407	6,159,287	6,170,167	6,181,047	6,191,927
LOWER KUSKOKWIM	30,013,485	30,071,666	30,129,846	30,188,026	30,246,206
LOWER YUKON	11,758,358	11,784,171	11,809,984	11,835,797	11,861,610
MAT-SU	52,688,294	52,786,971	52,885,648	52,984,325	53,083,002
NENANA	1,613,764	1,616,490	1,619,216	1,621,942	1,624,668
NOME	4,747,658	4,756,251	4,764,844	4,773,437	4,782,030
NORTH SLOPE	8,921,644	8,945,262	8,968,880	8,992,498	9,016,116
NORTHWEST ARCTIC	14,853,384	14,882,101	14,910,818	14,939,535	14,968,252
PELICAN	576,326	577,352	578,378	579,404	580,430
PETERSBURG	3,065,470	3,071,679	3,077,888	3,084,097	3,090,306
PRIBILOF	1,616,163	1,619,552	1,622,941	1,626,330	1,629,719
RAILBELT	3,349,250	3,354,742	3,360,234	3,365,726	3,371,218
SITKA	7,320,218	7,335,662	7,351,106	7,366,550	7,381,994
SKAGWAY	865,443	867,344	869,245	871,146	873,047
SOUTHEAST	4,578,217	4,586,613	4,595,009	4,603,405	4,611,801
SOUTHWEST	5,848,078	5,859,783	5,871,488	5,883,193	5,894,898
ST. MARY'S	1,425,581	1,427,986	1,430,391	1,432,796	1,435,201
TANANA	1,194,928	1,197,099	1,199,270	1,201,441	1,203,612
UNALASKA	1,846,840	1,851,270	1,855,700	1,860,130	1,864,560
VALDEZ	3,411,009	3,420,232	3,428,655	3,437,078	3,445,501
WRANGELL	2,428,167	2,432,976	2,437,785	2,442,594	2,447,403
YAKUTAT	1,163,988	1,166,045	1,168,102	1,170,159	1,172,216
YUKON FLATS	4,689,290	4,698,219	4,707,148	4,716,077	4,725,006
YUKON/KOYUKUK	6,388,147	6,400,574	6,413,001	6,425,428	6,437,855
YUPIIT	3,905,294	3,913,402	3,921,510	3,929,618	3,937,726
STATE CCS	3,124,321	3,129,393	3,134,465	3,139,537	3,144,609
Mt. EDGE CUMBE	1,741,901	1,744,501	1,747,101	1,749,701	1,752,301
SUB - TOTALS	\$617,638,188	\$618,855,078	\$620,071,968	\$621,288,858	\$622,505,748
CONTRACTUAL	3,886,260	3,886,260	3,886,260	3,886,260	3,886,260
EST. PRIOR YEAR ADJ.	1,500,000	1,500,000	1,500,000	1,500,000	1,500,000
FY94 EST. INCREASES	\$623,024,448	\$624,241,338	\$625,458,228	\$626,675,118	\$627,892,008

SB 62

SITKA SCHOOL DISTRICT

ACCREDITED BY THE NORTHWEST ASSOCIATION OF SECONDARY SCHOOLS & COLLEGES



PO BOX 179
SITKA, ALASKA 99835

PH 907-747-8622
FAX 907-747-5330

March 16, 1993

The Honorable Randy Phillips
Chairperson CRA
The State Senate
State Capitol, Room 103
Juneau, AK 99801-1182

Dear Senator Phillips:

We, the members of the Sitka School Board, urge you to support Senate Bill 62, the school foundation funding bill.

The current foundation formula, with its "area cost differential," has many problems. Sitka, as a single-site district with a "1.0" differential, is not funded equitably. Senate Bill 62 will correct the disparity, by linking funding to the actual costs of operating a school district.

The single-site districts have worked for years to achieve equity with the multi-site districts. We see Senate Bill 62 as our best opportunity for success. The hold harmless clause should generate support from many districts who, until now, perceived themselves as losing by any change in the funding formula.

The current funding formula results in a big variance in per-student funding among districts - Sitka is among the very lowest. The costs of running this district are higher, which is why Sitka was assigned a "school price index" of 1.03. Sitka would get some relief through Senate Bill 62. We urge your support of its passage. Thank you.

Sincerely,

SITKA SCHOOL BOARD

Bruce Bachen
President

Susan Padilla
Vice President

Steve Lawrie
Clerk

Carolyn Evans
Member

Michael Litman
Member

lsw



KENAI PENINSULA BOROUGH SCHOOL DISTRICT

148 North Binkley Street • Soldotna, AK 99669-7598 • Phone 907/262-5848 • Fax 907/262-9645

Post-It™ brand fax transmittal memo 7671		# of pages = 3
To Randy Phillips	From Dick Swamer	
Co. State Senate	Co. KPBSD	
Dept.	Phone #	
Fax #	Fax # 262-9645	

March 12, 1993

MEMORANDUM

* Please deliver to teleconf this a.m.

TO: State Senate Community and Regional Affairs Committee

FROM: Richard Swamer, Executive Director, Business Management *[Signature]*

SUBJECT: TESTIMONY FOR HB 85

The Kenai Peninsula Borough School District would like to be on record as supporting HB 85. We believe the Department of Education is to be commended for attempting to correct some of the inequities in the Foundation Formula and streamlining the student count information. Replacing the area cost differential with the Alaska School Price Index (ASPI) is a tremendous step forward in school finance reform.

The Kenai stands to gain more than most other districts and rightfully so. We have objected to the area cost differential for our district every year since it was set at 1.00 in 1987. Unfortunately, we have not received a supplemental appropriation like the single/dual sites because of the inequities of the formula set in 1987.

To give you a little background on this district, please allow me to share the following with you.

In 1988-89, we approached the local effort cap contained in the Foundation law. In 1989-90, we were at the cap and have been every year since then. We will again be at the cap next year for the fifth year in a row. As a result of being at the cap, we have continually cut our budget and are now at the point our basic program is suffering. Here's how:

1. To balance the budget in 1991-92, the PTR staffing formula was changed by adding 3 students to every classroom. Our formula is:
 - a. K-3 - 28 students
 - b. 4-6 - 28 students
 - c. 7-12 - 31 students

Testimony for HB 85
 March 25, 1993
 Page 2

2. The district anticipates 130 additional students next year and not a single staff member has been added to the budget.
3. There are no unallocated positions contained in next year's budget to deal with the "bubbles" we are certain will develop when the students arrive next fall.
4. Our six year curriculum review and adoption cycle for next year is social studies. There are no funds budgeted for the purchase of new books. The cost is \$300,000.
5. We have approximately \$20 million worth of equipment in the district. Next year, we have \$85,000 budgeted for the purchase of new and replacement equipment.
6. The technology in some of our major high schools is Apple II's.
7. Supply formula allocation for 1993-94 is the same as it was in 1978-79.

All employees of the district have received no salary increases for two years except for step increase on the the existing schedules. The Kenai District has the lowest teachers' salaries, no matter how you measure it, of the major districts in the state.

1992-93 Teachers' Salaries
 AASB Survey

<u>District</u>	<u>Average</u>	<u>Base</u>	<u>Top</u>	<u>1993-94 Increase</u>
Kenai	\$45,807	\$29,171	\$55,954	0%
Anchorage	46,093	28,949	54,032	3.0%
Mat-Su	47,333	29,828	58,173	3.0%
Fairbanks	48,150	30,537	67,715	2.0%
Juneau	50,882	30,584	58,581	3.0%

The Kenai Peninsula central office costs are one of the lowest in the entire state at 4.1% of the total budget. Our staffing ratio of administrators to employee is 1:20 average throughout the district, even including our small school sites. Using school standards or private industry standards this is a very high ratio.

Testimony for HB 85
March 25, 1993
Page 3

We have budgeted our entire fund balance of \$507,431 to balance next year's budget. This represents .7% of our budget compared to an average of 3.7% for city/boroughs and 4.6% for REAAs. (FY91 data)

We are a major district of the state with 9,700 students or 8% of the state's student population. While we face more difficult finances than in the past, something is wrong with the formula when a major district has been at the cap for five years, has high PTRs, has no equipment money, can't buy books, has the lowest salaries, hasn't given salary increases, and has one of the lowest administrative costs in the state. Other districts have not had to deal with the constraints the way we have, or at least not to the degree we have for so long.

I believe it is important to keep in mind that an increase in the unit value and the ASPI are two different issues and are not to be confused because they cost about the same. The ASPI eliminates inequities created politically and eliminates the single/dual site special appropriation. The ASPI addresses these issues. An increase in the unit value would address inflation.

While the proposal may not be perfect, it is certainly a step in the right direction and addresses some of the problems created with the last Foundation revision in 1987.

sg

Alaska State Legislature

Legislative Research Agency




130 Seward Street, Suite 218
Juneau, Alaska 99801-2196

Phone: (907) 465-3991
Fax: (907) 463-3351

March 12, 1993

MEMORANDUM

TO: Representative John Davies

FROM: Lawrence C. Eppenbach 
Legislative Analyst

RE: **Education Enrollment and Revenues, FY 75 - FY 92**
Research Request 93.174

You asked us to prepare a spreadsheet displaying total K-12 public school enrollment and revenues in Alaska from 1975 to 1992. You also requested total enrollment and revenues at the University of Alaska for the same time period.

Attached is the information you requested. Enrollment in K-12 public schools is on an "average daily membership" basis and was taken from *Facts & Figures About Education in Alaska*, Alaska Department of Education, years 1989 and 1990. Revenues to public schools for FY 77 - FY 92 are from this same publication. Revenues to public schools for FY 75 and FY 76 are from adjusted Department of Administration Annual Financial Report data.

University data were taken from *Statistical Abstract*, Office of Institutional Research, University of Alaska, Table 1.1 "Unrestricted Educational and General Revenue." Enrollment data are on a "full-time equivalent" basis. Enrollment for FY 92 was not available; however we have estimated FY 92 enrollment based on assumed growth rate.

Because we estimated FY 75 - FY 76 public revenue FY 92 university enrollment, we prepared annual change summaries on two series: FY 75 - FY 92, which includes the estimated data, and FY 77 - FY 91, which excludes the estimated numbers.

Growth rates are presented as annual averages (the simple arithmetic average of the annual growth rates) and as compound growth rates (the rate that would have to be applied to the initial data each year to calculate the change over the specified period).

Representative Davies
March 12, 1993
Page 2

We have not adjusted the dollar figures for inflation. For your information, the compound inflation rates (measured by the Anchorage CPI on an average fiscal year basis) are 5.14 percent for the period FY 75 - FY 92, and 4.76 percent for the period FY 77 - FY 91.

I hope this was the information you were looking for. If you have questions or want additional information, please contact the agency.

Attachment

Growth in Enrollment and Appropriations of K-12 Formula Programs and The University of Alaska

Fiscal Years	(1)		(2)		(3)		(4)	
	K-12 Enrollment ADM Basis	Annual Change(%)	State Revenues To Public Schools	Annual Change(%)	Univ. of Alaska Enrollment (FTE)	Annual Change(%)	State Revenue To Univ. of Alaska	Annual Change(%)
1992	115,496	4.65	571,314,031	7.17	<i>16,503</i>	5.00	168,105.5	(1.37)
1991	110,365	4.45	533,090,093	5.39	15,717	3.43	170,434.3	5.85
1990	105,661	4.24	505,813,892	7.82	15,196	5.54	161,014.6	4.40
1989	101,365	0.22	469,114,839	2.66	14,399	3.74	154,226.4	6.43
1988	101,144	(1.95)	456,956,602	1.95	13,881	1.57	144,905.3	0.96
1987	103,157	0.03	448,235,395	(14.43)	13,665	(3.40)	143,622.0	(14.37)
1986	103,124	2.88	523,792,705	1.40	14,146	(2.16)	167,615.7	0.39
1985	100,239	4.00	516,585,298	6.97	14,458	5.15	166,970.1	4.76
1984	96,381	3.78	482,944,138	7.97	13,621	2.58	159,378.1	9.35
1983	92,874	3.37	447,308,959	16.64	13,270	4.54	145,740.8	14.19
1982	89,848	3.88	383,489,628	19.03	12,702	7.15	127,633.9	19.14
1981	86,490	(1.40)	322,183,065	24.96	11854	12.05	107,129.8	(5.14)
1980	87,722	(0.51)	257,830,549	9.18	10579	10.01	112,932.5	37.51
1979	88,173	(0.69)	236,144,273	22.26	9616	1.29	82,127.9	13.79
1978	88,784	(0.70)	193,144,314	4.71	9494	9.35	72,173.5	29.53
1977	89,414	1.46	184,462,422	19.46	8682	11.01	55,720.1	54.25
1976	88,126	2.87	<i>154,407,426</i>	34.13	7821	9.35	36,124.3	4.68
1975	85,667	na	<i>115,119,524</i>	na	7152	na	34,510.0	na

FY 75 - FY 92

Average Annual Growth Rates :	1.80%	10.43%	5.13%	10.84%
Compound Annual Growth Rate:	1.77%	9.88%	5.04%	9.76%

FY 77 - FY 91

Average Annual Growth Rates :	1.54%	8.32%	4.42%	9.06%
Compound Annual Growth Rate:	1.52%	7.88%	4.33%	8.31%

ADM -- "Average Daily Membership" the most frequently used measure of enrollment adjusted for attendance.

FTE -- "Full Time Equivalent" the enrollment expressed on a full time student equivalent basis.

NOTE: Data entries in italics are estimated values.

Sources:

- (1) & (2) Facts & Figures About Education in Alaska, Alaska Department of Education, Years 1989 through 1991; FY 75 - FY 76 are from adjusted Department of Administration Annual Financial Report data.
- (3) Statistical Abstract, Office of Institutional Research, U of A, Table 1.1 Unrestricted Educational & General Revenue. Fiscal Year 92 enrollment was unavailable and thus was estimated based on assumed growth rate.
- (4) University of Alaska Total Actual General Funds (FY 76 - FY 77 Authorized), Division of Legislative Finance, Legislative Budget and Audit Committee.



SOUTHEAST
ISLAND
SCHOOL
DISTRICT

Previously
Transmitted
By Telecopier

1621 LONGASS AVENUE SUITE 301
POST OFFICE BOX 8340
KETCHIKAN, ALASKA 99901
(907) 225-9658 OR 225-9659

Robert Weinstein
SUPERINTENDENT

March 30, 1993

Senator Randy Phillips, Chair
Community and Regional Affairs Committee
Alaska Senate
P.O. Box V
Juneau, Alaska 99811

Dear Senator Phillips:

This letter is to ask for your support of HB 85/SB 62, an act related to the Public School Foundation Program. A central feature of this legislation is the Alaska School Price Index (ASPI), which is intended to replace the existing area differentials specified in AS 14.17.051. The ASPI should be supported for several reasons.

1. The current area differential system, while intended to represent the relative difference in the cost of school district operations throughout Alaska relative to a base (Anchorage), does not do so. It uses numbers that are obsolete, inaccurate, and non-defensible when applied against principles of school finance. Having been through several previous formula revisions, it can be documented that no rational basis exists for a given school district's area differential today. The application of the current area differential system results in certain school districts being relatively under funded. This is certainly the situation throughout Southeast Alaska, as every analysis of data since the mid-1980's has suggested that area differentials for Southeast Alaska deserved to be revised upward.

When one considers that personnel costs are the most substantial part of any school district budget, a system of differentials which excludes such costs, as does the current area differential system, is in need of replacement. For example, while fuel oil or electricity in an interior school district may cost relatively more than in another school district, the difference in the cost of a teacher will generally be considerably less (and even reversed in some cases). The current system essentially ignores this key point. The proposed ASPI, however, is based upon objective data inclusive of both personnel and non-personnel costs, and will lead to a foundation funding program which is more equitable.

2. As you know, the funding of "single site" school districts is an issue which, year after year, diverts both the education community and Alaskan lawmakers from critical issues facing education in Alaska today. The proposed legislation provides a mechanism to permanently address this issue in an appropriate manner.

3. There is currently a provision in federal law which allows for the deduction of all or part of P.L. 81-874 federal impact aid from a school district's foundation entitlement. For example, this year Southeast Island School District received \$671,000 in such federal funds, of which \$604,000 was deducted from what otherwise would have been our state entitlement. On a

statewide basis, I understand that this year the State saved about \$44,000,000 by use of this mechanism.

The State itself is now in effect demonstrating that area differentials do not accurately reflect the relative cost of school district operations throughout Alaska, as I understand federal regulations require if Alaska is to deduct federal aid from state payments. The State may therefore not be able to meet federal requirements if the ASPI is not adopted. Certainly the failure to use the most up-to-date costs would serve as a basis for future appeal by an affected school district. Given the magnitude of funds currently deducted, it should be apparent that the State needs to preserve this ability.

In closing, for the above reasons I believe that it is appropriate to adopt the Alaska School Price Index.

Sincerely,



Robert Weinstein
Superintendent

RW:eb

cc: Board Members
Superintendents
Commissioner of Education
AASA
AASB

Alaska State Legislature

Legislative Research Agency




130 Seward Street, Suite 218
Juneau, Alaska 99801-2196

Phone: (907) 465-3991
Fax: (907) 463-3351

March 5, 1993

MEMORANDUM

TO: Representative Al Vezey

FROM: Lawrence C. Eppenbach 
Legislative Analyst

RE: **Comparison of State Support for Rural and Urban Schools**
Research Request 93.095

You requested us to construct an index of state support for primary and secondary education that illustrates the differences between the level of state support provided for "urban" schools and for "rural" schools.

There are two types of school districts in Alaska: the rural education attendance areas (REAs) which have local boards but no local taxing authority (and typically a small tax base) and municipal districts, both city and borough, which rely on local funding as well as state assistance. While all the REA schools are rural, not all the municipal districts are urban. Several city school systems are rural in character. For example, Craig, Dillingham, Galena, Hoonah, Hydaburg, Kate, Klawock, Pelican and St. Mary's are cities with rural school systems, as are the systems of the Aleutians East Borough and the Lake and Peninsula Borough.

For this reason, an index that compares levels of state financial support for REAs to levels of support for municipal districts does not fully illustrate disparities between urban and rural districts. We have, therefore, defined "urban" school systems as those in municipalities with a population of 8,500 or more, and we have constructed an index that compares the state support any district receives to the average support received by the "urban" districts. This index is shown in Table 1.

An index converts numbers or data from one base, perhaps an unwieldy one, to the more familiar base value of 100 and it does so while preserving key relationships among the data. The high values are the same percentage higher in the index, and the lows the same lower, as when expressed in their original base. The key is to determine what should take the value of 100 so that all the other data items can take their proportional distance from it.

Representative Vezey

March 5, 1993

Page 2

In Table 1 we display each step in the calculation of an index that assigns the value of 100 to the average of the eight "urban" districts with city populations greater than 8,500. The eight includes Sitka, for example, but leaves out the North Slope Borough (which has a population of fewer than 8,500). We exclude the Lower Kuskokwim District which has a population exceeding 8,500 only by virtue of its large area, not its urban character.

The "urban" districts so defined are underlined in the first column of Table 1 listing all 33 City and Borough and all 21 REAA school districts in the state. Column two lists the Total state revenue per ADM for each district (ADM's, or average daily membership, are a measure of the average number of students actually attending school as opposed to pupil enrollments that fail to account for transitions during the year).

We defined state revenue broadly as composed of foundation support, state tuition payments and other state payments. We chose a broad definition since these funds, if not spent on schools, would presumably be available to fund other public purposes at both the state and local levels.

We also list in Table 1 the Cost of Living Differentials reported in an 1988 study prepared by the McDowell Group. These are the only available measures of regional cost differences affecting school districts. However, this survey is now somewhat dated, and because of its mail-in format, could not control how respondents interpreted questions. Nevertheless, we thought it necessary to adjust for area cost differences whenever possible, knowing there are other factors which cannot be "adjusted out" of the index that make rural schools more expensive per student. Their smaller average size, for one, makes it difficult for them to optimize the number of classrooms, teachers and supplies. New programs such as special education, gifted and talented, vocational education and bilingual-bicultural programs, also put extra demands on small schools. Finally, the physical school buildings and school staff may play a different roles in a small community compared to their urban equivalent. In other words, state revenue per student purchases a product that may vary from district to district and these differences are not addressed in this report's indexes.

Figures 1 and 2 are bar graphs displaying FY 91 state and local revenue per ADM for every district in Alaska. When viewed together, they show the impact of the district cost adjustments because values in Figure 2 were adjusted for costs and those in Figure 1 were not. Note that the different scale in revenue per ADM of these graphs (across the top of each page) understates the impact. Nevertheless, it is reasonable to conclude that area cost differentials account for some but certainly not all of the revenue differences between rural and urban districts. The graphs also display the effect of oil property taxation in the North Slope Borough and City of Valdez enabling them to fund a relatively high local revenue share and the lower state share going to the REAAs in Adak and Annette Island which have additional federal funding.

The local revenues displayed in Figures 1 and 2 were also defined broadly and include investment earnings and all other locally raised revenue going to the school district, as well as property taxes.

Returning to Table 1, the average state revenue per ADM of the eight urban districts is \$4,090 compared to \$5,725 average of all the city and borough districts. The urban average, \$4,090, is the result of adding and dividing by eight the state revenue per ADM of the defined "urban" districts, those with populations over 8,500. This is a simple average which, for example, does not give Anchorage more weight than Sitka even though the population of Anchorage is over 26 times greater. However, all eight urban districts displayed remarkably similar revenues per ADM so their simple average was still a good estimator of a typical urban district.

The index was formed by dividing each district's cost adjusted state revenue per ADM (column 3 in Table 1) by \$4,090 and then multiplying by 100. This calculates an index of state revenue per ADM with the following key values:

	Average Values
City and Borough District Average	140.0
Eight "Urban" Districts	100.0
Twenty-five "Nonurban"	152.8
REAA District Average	182.4
All District Average	156.5
Anchorage District	98.0
Fairbanks District	104.4
High Values:	
City and Borough District (Pelican)	276.9
REAA District (Aleutian)	376.3
Low Values:	
City and Borough District (Ketchikan)	88.9
REAA District (Adak)	55.0

The index, by reducing differences to changes to a base value of 100, allows easy percentage comparisons to be made. From the results above, one can see that:

Representative Vezey

March 5, 1993

Page 4

- The REAA districts averaged 82 percent more state revenue per ADM than the average urban district and 19 percent more than "nonurban" city and borough districts.
- All districts averaged 56 percent more state revenue per ADM than the average urban district, but only 2 percent more than the 25 "nonurban" city and borough districts.

Revenue Per ADM Change Over Time

We examined the decade 1981 to 1991 to gauge the changes in revenue per ADM over that period. We adjusted the 1981 values for inflation by using the Anchorage CPI-U index (fiscal year average) to calculate their values in 1991 dollars. The results are displayed in Figure 3 which graphs 1981 and 1991 state revenues in lines and 1981 and 1991 local revenues in columns.

New districts were formed during this period and Figure 3 displays only data for districts for which comparable data existed. It's interesting to note that state and local revenues per ADM actually dropped between 1981 and 1991, especially for the REAAs. This indicates that the disparity in state revenue between rural and urban districts was larger ten years ago. At the same time, local revenue per ADM increased, most notably among city and borough districts, to offset the lower state support.

Other Indexes Calculated

In addition to the indexes shown above and in Table 1, we have also constructed several other indexes to more fully illustrate funding patterns for local school districts. The indexes are described below, key values summarized in Table 2, and detail provided in Table 3 and Table 4.

Index I (Highest state revenue to City and Borough Districts becomes index value of 100.) This index sets the value of \$13,330 per ADM of state revenue going to the Lake and Peninsula District equal to 100.

Index II (Same as Index I but state revenues are now cost adjusted using the McDowell Study differentials. On an adjusted basis, Pelican becomes the highest city and borough districts and its state revenue of \$11,325 per ADM is set to 100.

Representative Vezey

March 5, 1993

Page 5

Index III (Based on the Average School District Statewide). This index averages over all districts, both city and borough as well as REAAs. It sets the overall average of \$7,806 per ADM equal to 100. This index provides easy comparisons to statewide averages without regard to location and district size.

Index IV (Same as Index III but state revenues are adjusted for area cost differentials). When cost adjusted, the average of all districts is \$6,400 per ADM which is the value set to 100 in this index.

Index V (Based on average state revenues calculated in Index IV but weighted per ADM). In this Index every student is counted with the same weight in the average and the large district with many students has a larger influence in the average. The weighted average revenue per ADM is calculated by dividing all the state revenue spent statewide by the total number of ADMs. This equals \$4,524, which then takes the value of 100 in this index.

These calculated indexes were proportional one to the other, varying only in the range of their highs and lows as displayed in Figure 4. We therefore limited our analysis to the proposed Index that focuses more directly on funding differences between rural and urban school districts.

Many of these funding issues are further described in a report prepared by the Institute for Social and Economic Research (ISER) in 1991, entitled "Education Equity and Taxpayer Equity: A Review of The Alaska Public School Foundation Program", which we sent to you separately.

If we can be of additional service on this subject, or any other, please do not hesitate to request it. Once this information has been entered into our computers, it is relatively easy to produce tables and graphs showing a particular aspect of the data.

Attachments

Table 1 Fiscal Year 1991 Index Based on Average Urban Area Revenues per Student (ADM)

City and Borough School Districts	State Rev. Per ADM	Cost of Living Differentials (McDowell Study)	FY 1991 St. Rev./ADM Cost Adj.	1990 Census Total by District	FY1991 Rev.adj. 8500 Pop	Index Area Cost Adjusted
ALEUTIANS EAST	9,353	1.34	6,980	2,464		170.7
ANCHORAGE	4,008	1.00	4,008	226,338	4,008	98.0
BRISTOL BAY	6,632	1.33	4,987	1,410		121.9
CORDOVA	5,759	1.21	4,760	2,282		116.4
CRAIG	5,681	1.06	5,359	1,260		131.0
DILLINGHAM	6,350	1.29	4,922	2,032		120.4
FAIRBANKS	4,399	1.03	4,271	77,720	4,271	104.4
GALENA	9,524	1.33	7,161	833		175.1
HAINES	5,522	1.03	5,361	2,246		131.1
HOONAH	6,185	1.07	5,780	1,088		141.3
HYDABURG	9,014	1.11	8,121	384		198.6
JUNEAU	3,994	1.02	3,915	26,751	3,915	95.7
KAKE	6,157	1.13	5,449	725		133.2
KENAI	4,094	1.01	4,053	40,802	4,053	99.1
KETCHIKAN	3,711	1.02	3,638	13,828	3,638	88.9
KLAWOCK	6,719	1.08	6,221	722		152.1
KODIAK	5,278	1.08	4,887	13,309	4,887	119.5
LAKE & PEN.	13,330	1.34	9,948	1,668		243.2
MAT-SU	4,209	1.00	4,209	39,683	4,209	102.9
NENANA	8,322	1.16	7,174	596		175.4
NOME	6,347	1.36	4,667	3,574		114.1
NORTH SLOPE	5,776	1.49	3,877	5,979		94.8
NW ARCTIC	8,967	1.43	6,271	6,113		153.3
PELICAN	12,117	1.07	11,325	222		276.9
PETERSBURG	4,694	1.01	4,648	3,339		113.6
SITKA	3,811	1.02	3,737	8,588	3,737	91.4
SKAGWAY	6,237	1.05	5,940	692		145.2
ST. MARY'S	11,580	1.37	8,453	441		206.7
TANANA	10,870	1.33	8,173	345		199.8
UNALASKA	6,266	1.29	4,857	3,089		118.8
VALDEZ	4,790	1.08	4,435	4,068		108.4
WRANGELL	4,883	1.02	4,787	2,538		117.1
YAKUTAT	7,882	1.20	6,568	705		160.6
City & Borough Ave.:	6,741		5,725		Simple Averages: 4,090	140.0
REAA Districts:						
ADAK	2,927	1.30	2,251	4,633		55.0
AK GATEWAY	8,642	1.11	7,786	2,021		190.4
ALEUTIAN REGION	20,620	1.34	15,388	855		376.3
ANNETTE ISLAND	3,072	1.07	2,871	1,469		70.2
BERING STRAIT	9,057	1.40	6,469	4,714		158.2
CHATHAM	6,687	1.10	6,079	1,362		148.6
CHUGACH	12,819	1.20	10,683	839		261.2
COPPER RIVER	9,037	1.13	7,997	2,632		195.5
DELTA GREELY	5,077	1.11	4,574	4,026		111.8
IDITAROD	11,826	1.29	9,167	1,492		224.1
KASHUNAMIUT	7,216	1.37	5,267	598		128.8
KUSPUT	11,046	1.34	8,243	1,487		201.6
LOWER KUSKOKWIM	10,037	1.40	7,169	11,226		175.3
LOWER YUKON	7,655	1.37	5,588	4,752		136.6
PRIBILOF	9,581	1.34	7,150	901		174.8
RAILBELT	8,908	1.14	7,814	1,749		191.1
SE ISLAND	9,275	1.11	8,356	2,971		204.3
SW REGION	10,542	1.33	7,926	1,980		193.8
YIUKON FLATS	13,376	1.36	9,835	1,536		240.5
YUKON-KOYUKUK	10,730	1.31	8,191	1,966		200.3
YUPIIT	10,957	1.40	7,827	901		191.4
Average REAA:	9,480	1.26	7,459			182.4
Overall Averages:	7,806		6,400			156.5

Table 2

Summary of Indexes of State Support for Alaska School Districts

	Index I	Index II	Index III	Index IV	Index V	Selected Index
City and Borough District Average	50.6	50.6	86.4	89.5	126.6	140.0
REAA District Average	71.1	65.9	121.4	116.6	164.9	182.4
All District Average	58.6	56.5	100.0	100.0	141.5	156.5
Anchorage District	30.1	35.4	51.3	62.6	88.6	98.0
Fairbanks District	33.0	37.7	56.4	66.7	94.4	104.4
High Values:						
City and Borough District	100.0	100.0	170.8	177.0	250.3	276.9
REAA District	154.7	135.9	264.1	240.5	340.2	376.3
Low Values:						
City and Borough District	28.6	32.1	48.8	58.4	80.4	88.9
REAA District	22.0	19.9	37.5	35.2	49.8	55.0

Table 3 Fiscal Year 1991 Indexes Based on Highest City And Borough District Revenue per Student (ADM)

City and Borough School Districts	Enrollment (ADM)	State Revenue	State Rev. Per ADM	Index I Unweighted	McDowell Cost Adjust.	State Rev/ADM Cost Adj.	Index II Cost Revised
ALEUTIANS EAST	371	3,469,982	9,353	70.2	1.34	6,980	61.6
ANCHORAGE	40,533	162,473,766	4,008	30.1	1.00	4,008	35.4
BRISTOL BAY	253	1,677,929	6,632	49.8	1.33	4,987	44.0
CORDOVA	438	2,522,580	5,759	43.2	1.21	4,760	42.0
CRAIG	303	1,721,246	5,681	42.6	1.06	5,359	47.3
DILLINGHAM	481	3,054,235	6,350	47.6	1.29	4,922	43.5
FAIRBANKS	14,246	62,671,416	4,399	33.0	1.03	4,271	37.7
GALENA	121	1,152,457	9,524	71.5	1.33	7,161	63.2
HAINES	433	2,390,988	5,522	41.4	1.03	5,361	47.3
HOONAH	234	1,447,272	6,185	46.4	1.07	5,780	51.0
HYDABURG	108	973,523	9,074	67.6	1.11	9,121	71.7
JUNEAU	5,124	20,462,888	3,994	30.0	1.02	3,915	34.6
KAKE	179	1,102,080	6,157	46.2	1.13	5,449	48.1
KENAI	9,169	37,536,398	4,094	30.7	1.01	4,053	35.8
KETCHIKAN	2,693	9,992,628	3,711	27.8	1.02	3,638	32.1
KLAWOCK	202	1,357,236	6,719	50.4	1.08	6,221	54.9
KODIAK	2,404	12,688,487	5,278	39.6	1.08	4,887	43.2
LAKE & PEN.	413	5,505,147	13,330	100.0	1.34	9,948	87.8
MAT-SU	9,460	39,817,789	4,209	31.6	1.00	4,209	37.2
NENANA	196	1,631,087	8,322	62.4	1.16	7,174	63.3
NOME	778	4,937,657	6,347	47.6	1.36	4,667	41.2
NORTH SLOPE	1,359	7,849,790	5,776	43.3	1.49	3,877	34.2
NW ARCTIC	1,582	4,185,909	8,967	67.3	1.43	6,271	55.4
PELICAN	48	581,637	12,117	90.9	1.07	11,325	100.0
PETERSBURG	681	3,196,682	4,694	35.2	1.01	4,648	41.0
SITKA	1,724	6,570,823	3,811	28.6	1.02	3,737	33.0
SKAGWAY	145	904,358	6,237	46.8	1.05	5,940	52.5
ST. MARY'S	116	1,343,334	11,580	86.9	1.37	8,453	74.6
TANANA	109	1,184,877	10,870	81.6	1.33	8,173	72.2
UNALASKA	258	1,616,629	6,266	47.0	1.29	4,857	42.9
VALDEZ	782	3,745,558	4,790	35.9	1.08	4,435	39.2
WRANGELL	509	2,485,509	4,883	36.6	1.02	4,787	42.3
YAKUTAT	150	1,182,233	7,882	59.1	1.20	6,568	58.0
City & Borgh. TOTALS:	95,602	423,434,130	6,741	50.6	1.16	5,725	50.6
REAA Districts:							
ADAK	712	2,083,942	2,927	22.0	1.30	2,251	19.9
AK GATEWAY	502	4,338,318	8,642	64.8	1.11	7,786	68.7
ALEUTIAN REGION	33	680,468	20,620	154.7	1.34	15,388	135.9
ANNETTE ISLAND	381	1,170,462	3,072	23.0	1.07	2,871	25.4
BERING STRAIT	1,356	12,280,870	9,057	67.9	1.40	6,469	57.1
CHATILLAM	382	2,554,523	6,687	50.2	1.10	6,079	53.7
CHUGACH	114	1,461,376	12,819	96.2	1.20	10,683	94.3
COPPER RIVER	582	5,259,536	9,037	67.8	1.13	7,997	70.6
DELTA GREELY	841	4,269,949	5,077	38.1	1.11	4,574	40.4
IDITAROD	353	4,174,428	11,826	88.7	1.29	9,167	80.9
KASHUNAMIUT	182	1,313,396	7,216	54.1	1.37	5,267	46.5
KUSPUT	427	4,716,683	11,046	82.9	1.34	8,243	72.8
LOWER KUSKOKWIM	2,711	27,210,068	10,037	75.3	1.40	7,169	63.3
LOWER YUKON	1,344	10,288,888	7,655	57.4	1.37	5,588	49.3
PRIBILOF	143	1,370,067	9,581	71.9	1.34	7,150	63.1
RAILBELT	333	2,966,307	8,908	66.8	1.14	7,814	69.
SE ISLAND	522	4,841,693	9,275	69.6	1.11	8,356	73.8
SW REGION	443	4,670,007	10,542	79.1	1.33	7,926	70.
YUKON FLATS	375	5,015,876	13,376	103.3	1.36	9,835	86.8
YUKON-KOYUKUK	512	5,493,727	10,730	80.5	1.31	8,191	72.3
YUPIIT	319	3,495,379	10,957	82.2	1.40	7,827	69.1
TOTAL REAA'S	12,567	109,655,963	9,480	71.1	1.26	7,459	65.9
GRAND TOTALS:	108,169	533,090,093	7,806	58.6	1.20	6,400	56.5

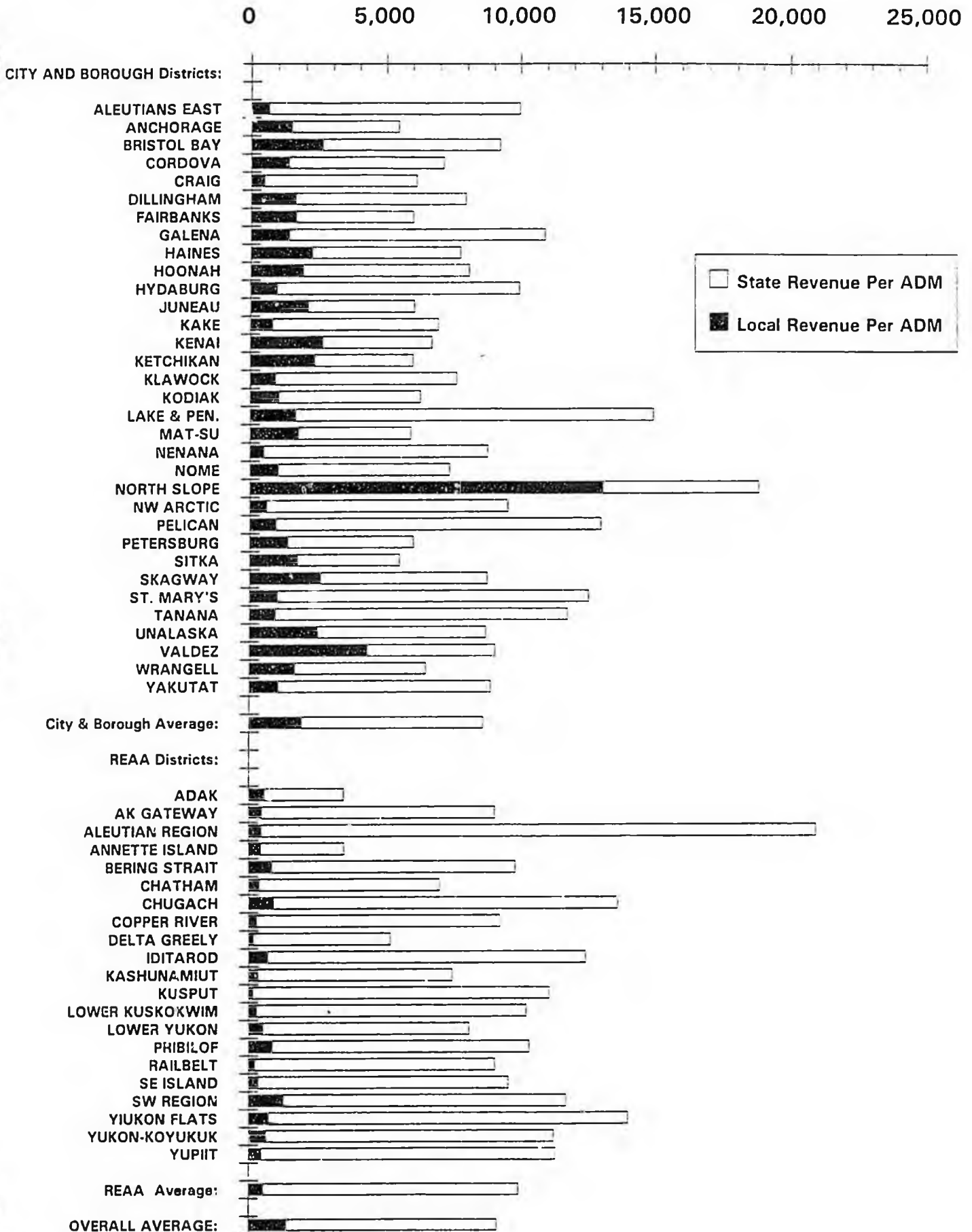
Table 4

Fiscal Year 1991 Indexes Based on Average Revenues per Student (ADM) Statewide

City and Borough School Districts:	State Revenue Per ADM	Local Revenue per ADM	Index III Based on Ave. School Dist.	1988 McDowell Study	St. Rev./ADM Cost Adj.	Index IV Revised for Area Costs	Index V Average State Rev. per ADM
ALEUTIANS EAST	9,353	636	119.8	1.34	6,980	109.1	154.3
ANCHORAGE	4,008	1,472	51.3	1.00	4,008	62.6	88.6
BRISTOL BAY	6,632	2,593	85.0	1.33	4,987	77.9	110.2
CORDOVA	5,759	1,376	73.8	1.21	4,760	74.4	105.2
CRAIG	5,681	464	72.8	1.06	5,359	83.7	118.5
DILLINGHAM	6,350	1,619	81.3	1.29	4,922	76.9	108.8
FAIRBANKS	4,399	1,636	56.4	1.03	4,271	66.7	94.4
GALENA	9,524	1,418	122.0	1.33	7,161	111.9	158.3
HAINES	5,522	2,241	70.7	1.03	5,361	83.8	118.5
HOONAH	6,185	1,907	79.2	1.07	5,780	90.3	127.8
HYDABURG	9,014	967	115.5	1.11	8,121	126.9	179.5
JUNEAU	3,994	2,100	51.2	1.02	3,915	61.2	86.6
KAKE	6,157	807	78.9	1.13	5,449	85.1	120.4
KENAI	4,094	2,632	52.4	1.01	4,053	63.3	89.6
KETCHIKAN	3,711	2,328	47.5	1.02	3,638	56.8	80.4
KLAWOCK	6,719	912	86.1	1.08	6,221	97.2	137.5
KODIAK	5,278	1,041	67.6	1.08	4,887	76.4	108.0
LAKE & PEN.	13,330	1,663	170.8	1.34	9,948	155.4	219.9
MAT-SU	4,209	1,762	53.9	1.00	4,209	65.8	93.0
NENANA	8,322	480	106.6	1.16	7,174	112.1	158.6
NOME	6,347	1,039	81.3	1.36	4,667	72.9	103.2
NORTH SLOPE	5,776	13,107	74.0	1.49	3,877	60.6	85.7
NW ARCTIC	8,967	605	114.9	1.43	6,271	98.0	138.6
FELICAN	12,117	954	155.2	1.07	11,325	177.0	250.3
PETERSBURG	4,694	1,388	60.1	1.01	4,648	72.6	102.7
SITKA	3,811	1,739	48.8	1.02	3,737	58.4	82.6
SKAGWAY	6,237	2,573	79.9	1.05	5,940	92.8	131.3
ST. MARY'S	11,580	1,021	148.3	1.37	8,453	132.1	186.9
TANANA	10,870	936	139.2	1.33	8,173	127.7	180.7
UNALASKA	6,266	2,485	80.3	1.29	4,857	75.9	107.4
VALDEZ	4,790	4,315	61.4	1.08	4,435	69.3	98.0
WRANGELL	4,883	1,664	62.6	1.02	4,787	74.8	105.8
YAKUTAT	7,882	1,050	101.0	1.20	6,568	102.6	145.2
Average City & Borough:	6,741	1,907	86.4	1.2	5,725	89.5	126.6
REAA Districts:					Simple Averages =		
ADAK	2,927	561	37.5	1.30	2,251	35.2	49.8
AK GATEWAY	8,642	463	110.7	1.11	7,786	121.7	172.1
ALEUTIAN REGION	20,620	438	264.1	1.34	15,388	240.5	340.2
ANNETTE ISLAND	3,072	424	39.4	1.07	2,871	44.9	63.5
BERING STRAIT	9,057	841	116.0	1.40	6,469	101.1	143.0
CHATHAM	6,687	378	85.7	1.10	6,079	95.0	134.4
CHUGACH	12,819	903	164.2	1.20	10,683	166.9	236.2
COPPER RIVER	9,037	270	115.8	1.13	7,997	125.0	176.8
DELTA GREELY	5,077	161	65.0	1.11	4,574	71.5	101.1
IDITAROD	11,826	690	151.5	1.29	9,167	143.2	202.7
KASHUNAMIUT	7,216	326	92.4	1.37	5,267	82.3	116.4
KUSPUT	11,046	134	141.5	1.34	8,243	128.8	182.2
LOWER KUSKOKWIM	10,037	275	128.6	1.40	7,169	112.0	158.5
LOWER YUKON	7,655	503	98.1	1.37	5,588	87.3	123.5
PRIBILOF	9,581	846	122.7	1.34	7,150	111.7	158.1
RAILBELT	8,908	203	114.1	1.14	7,814	122.1	172.7
SE ISLAND	9,275	344	118.8	1.11	8,356	130.6	184.7
SW REGION	10,542	1,263	135.0	1.33	7,926	123.9	175.2
YUKON FLATS	13,376	715	171.3	1.36	9,835	153.7	217.4
YUKON-KOYUKUK	10,730	611	137.4	1.31	8,191	128.0	181.1
YUPIIT	10,957	449	140.4	1.40	7,827	122.3	173.0
Average REAA	9,480	514	121.4	1.26	7,459	116.6	164.9
Overall Averages:	7,806	2,421	7,806	Simple Ave.	Grand Average	Cost. Adj. Ave.	Wt. Adj. Ave
					6,400	6,400	4,524

Figure 1

The Distribution of State and Local Revenue per Student (ADM)
Annual Dollars for Fiscal Year 1991



The Distribution of State and Local Revenue per Student (ADM)

Annual Dollars Area Cost Adjusted for Fiscal Year 1991

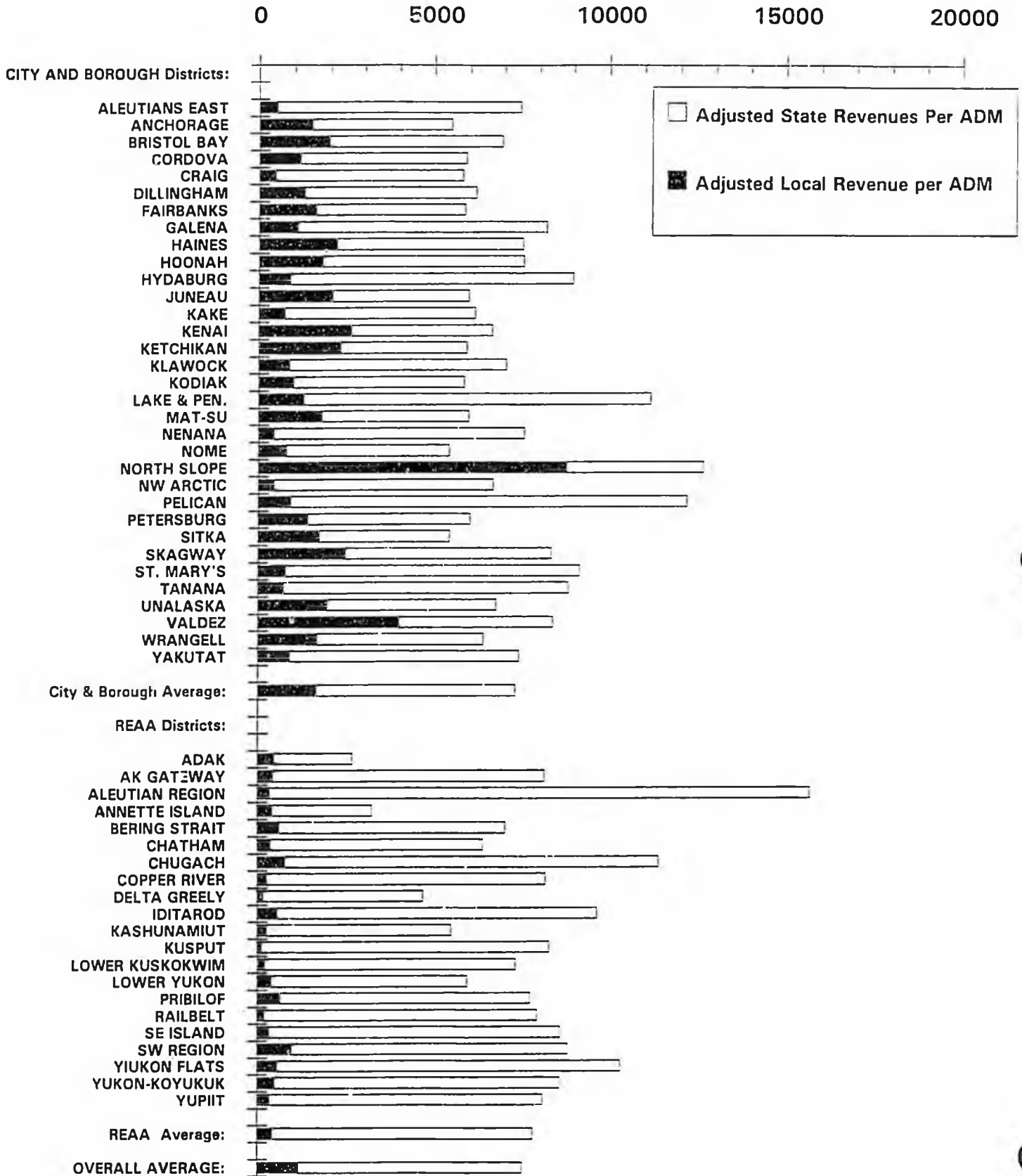


Figure 3

Comparison of State and Local School Revenues per Student (ADM) between 1981 and 1991 All Revenues in 1991 Dollars

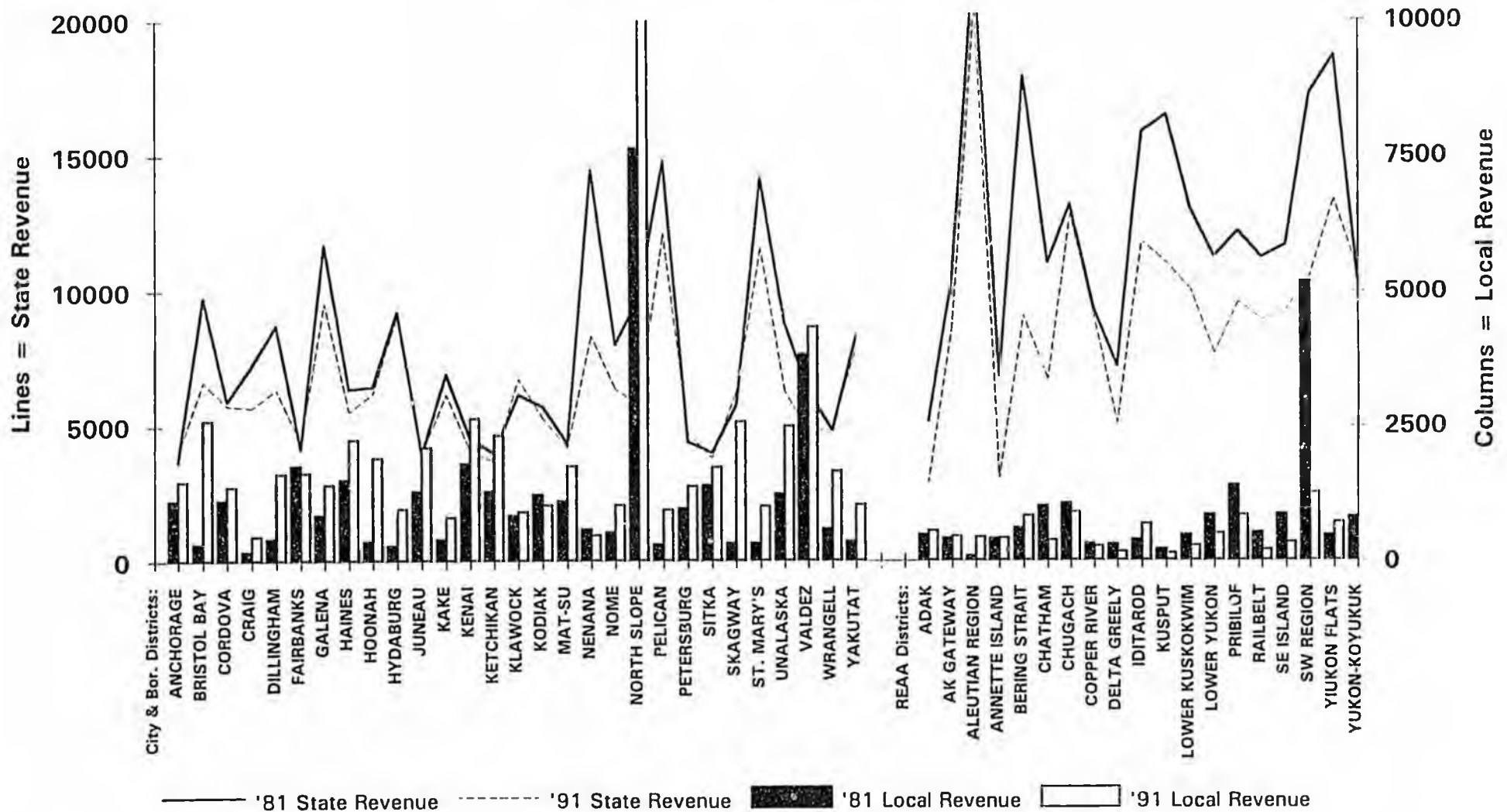
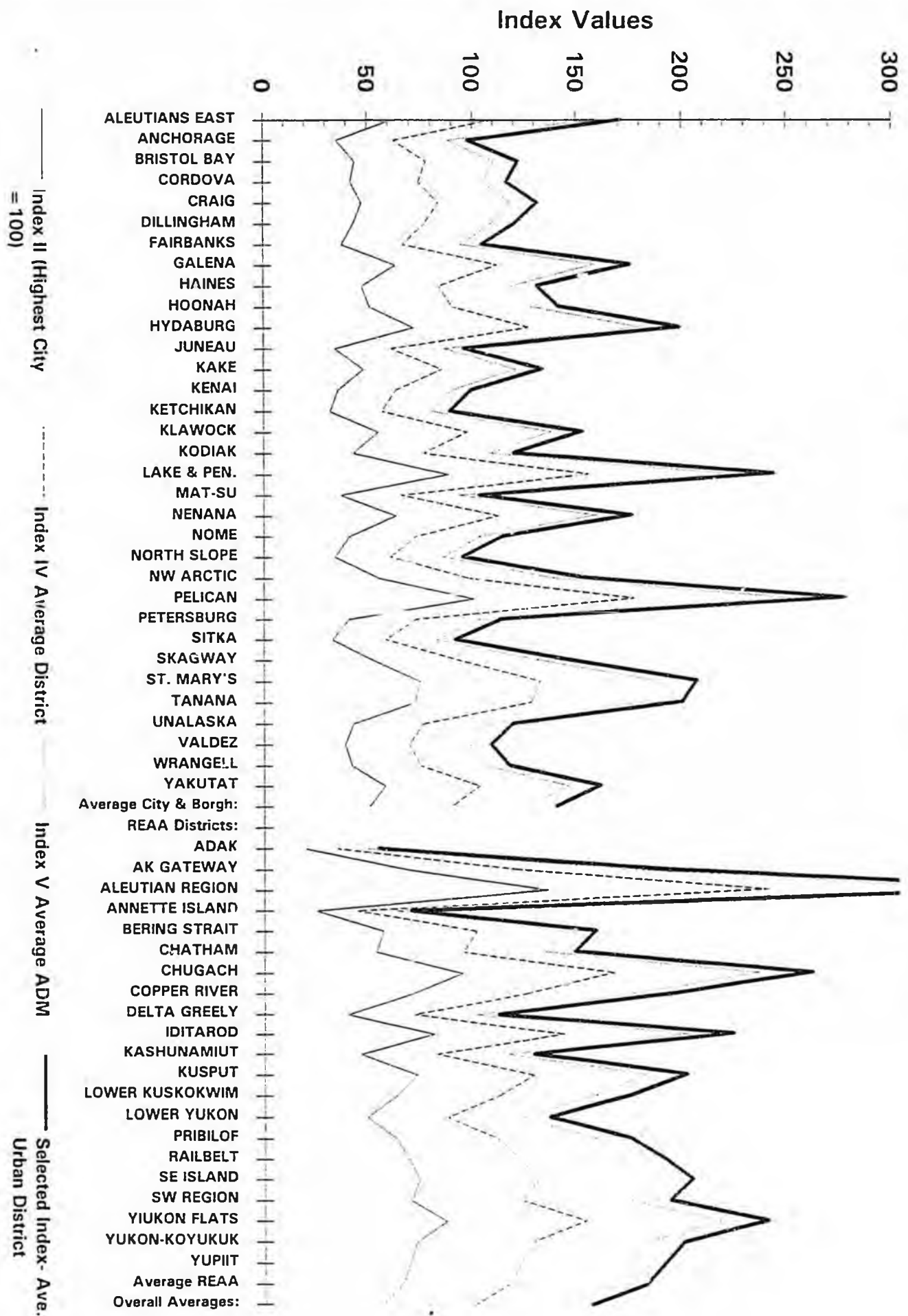


Figure 4

Cost Adjusted Indexes of State and Local Revenue Per Student (ADM)



ALASKA DEPARTMENT OF EDUCATION
 SCHOOL OPERATING FUND EXPENDITURES - INSTRUCTIONAL FUNCTIONS
 CITY AND BOROUGH SCHOOL DISTRICTS
 3-9-92 In:EXP91AUD

SCHOOL DISTRICT	FY91 EXPEND. REGULAR INSTRUCTION	FY91 EXPEND. VOCATIONAL EDUCATION	FY91 EXPEND. CORRESP. STUDY	FY91 EXPEND. SPECIAL EDUCATION	FY91 EXPEND. GIFTED & TALENTED	FY91 EXPEND. BILINGUAL BICULTURAL	FY91 EXPEND. PUPIL SUPPORT	FY91 EXPEND. SUB-TOTAL
ALEUTIANS EAST	\$1,978,092	\$123,201	\$0	\$221,211	\$0	\$0	\$63,666	\$2,386,170
ANCHORAGE	99,593,307	5,156,482	0	27,490,112	1,684,714	2,480,917	14,110,607	150,516,139
BRISTOL BAY	1,052,474	164,430	0	164,484	8,094	33,623	105,896	1,529,001
CORDOVA	1,541,545	241,366	0	151,993	64,252	4,466	76,379	2,080,001
CRAIG	859,402	134,778	3,663	111,934	0	0	42,185	1,151,962
DILLINGHAM	1,758,461	226,641	0	392,569	72,512	117,982	252,424	2,820,589
FAIRBANKS	42,611,795	2,546,371	546,994	8,826,813	895,192	589,746	5,717,477	61,734,388
GALENA	760,171	47,031	19,317	120,712	8,637	50,918	73,489	1,080,275
HAINES	1,794,456	120,426	25,320	203,007	24,436	9,179	166,807	2,343,731
HOONAH	770,096	128,245	0	163,614	86	0	37,010	1,099,051
HYDABURG	452,588	48,301	0	64,867	0	22,213	4,745	592,714
JUNEAU	14,200,028	682,313	72,764	4,353,803	438,238	136,537	3,137,442	23,021,125
KAKE	651,048	86,185	0	111,193	0	0	47,844	896,270
KENAI	26,651,104	2,048,155	0	6,508,123	802,897	453,904	2,998,192	39,462,375
KETCHIKAN	7,121,463	686,204	234,232	1,562,810	74,216	49,800	1,148,709	10,877,434
KLAWOCK	800,126	129,858	0	202,512	0	0	77,810	1,210,306
KODIAK	6,879,114	684,562	112,503	1,601,669	124,084	225,106	880,703	10,507,741
LAKE & PEN	2,692,267	193,057	0	479,554	34,100	70,172	318,359	3,787,509
MAT-SU	25,582,546	2,166,239	591,132	6,183,768	590,365	359,780	3,364,068	38,837,898
NENANA	748,332	86,762	0	78,380	10,894	8,409	58,982	991,759
NOME	2,242,373	244,133	80,568	450,772	28,576	72,543	191,738	3,310,703
NORTH SLOPE	9,733,498	185,093	0	1,147,204	0	1,300,188	1,022,314	13,388,297
NW ARCTIC	6,301,324	356,006	105,754	1,212,442	85,357	572,912	740,948	9,374,743
PELICAN	281,703	25,000	0	71,167	0	0	15,371	393,241
PETERSBURG	1,801,979	185,603	0	273,169	22,122	31,756	205,135	2,519,764
SITKA	5,066,531	276,964	0	965,456	0	45,192	520,266	6,874,409
SKAGWAY	633,774	2,708	0	81,619	0	0	9,079	727,180
ST. MARY'S	631,940	83,963	0	127,230	21,758	125,545	121,536	1,111,972
TANANA	507,425	57,814	9,499	62,675	14,711	64,810	36,215	753,149
UNALASKA	898,934	116,037	0	105,489	0	38,979	123,912	1,283,351
VALDEZ	2,786,280	593,408	0	936,165	0	0	457,561	4,773,414
WRANGELL	1,615,706	210,163	10,883	313,611	10,581	0	198,629	2,359,573
YAKUTAT	526,004	105,650	0	129,144	0	45,312	26,531	832,641
TOTALS	\$271,525,886	\$18,143,149	\$1,812,629	\$64,869,271	\$5,015,822	\$6,909,989	\$36,352,129	\$404,628,075

SOURCE OF DATA. FY 1991 SCHOOL DISTRICT AUDITS, SCHOOL OPERATING FUND STATEMENT OF EXPENDITURES, BUDGET AND ACTUAL, FOR THE FISCAL YEAR ENDED JUNE 30, 1991.

ALASKA DEPARTMENT OF EDUCATION
 SCHOOL OPERATING FUND EXPENDITURES - NON-INSTRUCTIONAL FUNCTIONS
 CITY AND BOROUGH SCHOOL DISTRICTS
 3-9-92 In:EXP91AUD

SCHOOL DISTRICT	FY91 EXPEND. SCHOOL ADMIN.	FY91 EXPEND. DISTRICT ADMIN.	FY91 EXPEND. OPERATION & MAINTENANCE	FY91 EXPEND. PUPIL ACTIVITIES	FY91 EXPEND. COMMUNITY SERVICES	FY91 EXPEND. FUND TRANSFERS	TOTAL FY91 AUDITED EXP. & TRNSFR	FY 1991 FOUNDATION ADM	FY91 AUDITED EXPENDITURES PER ADM
ALEUTIANS EAST	\$324,379	\$664,777	\$784,461	\$172,463	\$8,985	\$98,488	\$4,439,723	371	11,967
ANCHORAGE	14,964,902	16,613,854	32,600,453	2,178,606	739,422	3,277,220	220,890,596	40,533	5,450
BRISTOL BAY	145,249	299,291	554,939	132,456	0	185,394	2,846,330	253	11,250
CORDOVA	286,602	294,508	574,779	74,585	0	66,985	3,377,460	438	7,713
CRAIG	78,595	254,152	278,231	91,645	0	106,483	1,961,068	303	6,464
DILLINGHAM	281,882	456,924	680,817	128,206	0	24,426	4,392,844	481	9,142
FAIRBANKS	5,914,475	5,855,719	13,431,121	1,170,097	0	567,006	88,672,806	14,246	6,224
GALENA	141,218	317,932	451,647	41,556	0	67,645	2,100,273	121	17,300
HAINES	232,186	207,731	550,084	106,665	0	94,002	3,534,399	433	8,160
HOONAH	101,482	226,552	523,121	61,208	217,536	49,859	2,278,809	234	9,739
HYDABURG	56,923	176,370	272,303	69,070	0	121,437	1,288,817	108	11,889
JUNEAU	1,702,353	1,650,692	3,454,492	273,890	0	229,294	30,331,846	5,124	5,919
KAKE	121,399	248,259	382,726	63,234	0	40,508	1,752,396	179	9,806
KENAI	4,779,090	2,767,412	12,485,374	1,470,476	0	603,267	61,567,994	9,169	6,715
KETCHIKAN	947,807	983,933	2,584,883	238,133	0	552,149	16,184,339	2,693	6,009
KLAWOCK	102,550	269,570	325,003	76,739	5,494	17,000	2,006,662	202	9,939
KODIAK	1,105,472	1,206,294	2,906,693	399,397	0	101,897	16,307,494	2,404	6,784
LAKE & PEN.	588,257	732,548	2,074,516	152,656	0	573,872	7,909,358	413	19,142
MAT-SU	5,055,211	3,522,184	8,639,129	685,143	0	0	56,739,565	9,460	5,998
NENANA	88,940	286,415	279,893	58,585	0	27,062	1,732,654	196	8,849
NOME	395,352	499,502	1,230,298	110,985	0	91,461	5,638,301	778	7,248
NORTH SLOPE	2,228,458	5,304,201	8,209,337	664,659	448,174	1,593,466	31,836,592	1,359	23,420
NW ARCTIC	1,558,087	2,206,288	4,612,982	448,704	0	2,315,861	20,516,665	1,582	12,968
PELICAN	0	183,272	120,788	23,498	9,501	0	730,300	48	15,151
PETERSBURG	231,177	203,961	746,089	113,396	0	16,956	3,831,343	681	5,624
SITKA	755,992	670,711	1,236,058	166,813	0	624,317	10,328,300	1,724	5,992
SKAGWAY	0	28,171	200,911	77,276	0	42,619	1,266,157	145	8,747
ST. MARY'S	110,682	321,919	479,326	15,480	17,285	73,976	2,130,640	116	18,431
TANANA	105,890	303,524	446,214	77,998	960	40,000	1,727,735	109	15,851
UNALASKA	135,451	270,537	408,872	148,147	0	118,719	2,365,077	258	9,165
VALDEZ	529,325	415,552	1,520,677	208,996	0	0	7,447,964	782	9,530
WRANGELL	235,546	330,630	383,231	127,299	0	6,061	3,442,340	509	6,764
YAKUTAT	91,239	278,450	262,976	55,229	0	42,362	1,562,897	150	10,419
TOTALS	\$43,476,171	\$48,241,835	\$103,692,424	\$9,883,290	\$1,447,357	\$11,769,792	\$623,139,744	95,602	

SOURCE OF DATA: FY 1991 SCHOOL DISTRICT AUDITS, SCHOOL OPERATING BUDGET AND STATEMENT OF EXPENDITURES, BUDGET AND ACTUAL, FOR THE FISCAL YEAR ENDED JUNE 30, 1991.

ALASKA DEPARTMENT OF EDUCATION
 SCHOOL OPERATING FUND EXPENDITURES - INSTRUCTIONAL FUNCTIONS
 RURAL EDUCATION ATTENDANCE AREAS
 3-9-92 In:EXP91AUD

SCHOOL DISTRICT	FY91 EXPEND. REGULAR INSTRUCTION	FY91 EXPEND. VOCATIONAL EDUCATION	FY91 EXPEND. CORRESP. STUDY	FY91 EXPEND. SPECIAL EDUCATION	FY91 EXPEND. GIFTED & TALENTED	FY91 EXPEND. BILINGUAL BICULTURAL	FY91 EXPEND. PUPIL SUPPORT	FY91 EXPEND. SUB-TOTAL
ADAK	\$2,487,492	\$84,161	\$0	\$322,426	\$79,337	\$46,150	\$323,891	\$3,343,457
AK GATEWAY	1,979,868	177,819	125,460	430,338	48,229	77,749	149,748	2,989,211
ALEUTIAN REGION	215,985	23,019	0	66,986	3,748	44,009	2,572	356,319
ANNETTE ISLAND	1,192,638	188,924	0	417,265	0	15,954	181,015	1,995,796
BERING STRAIT	6,542,440	834,517	9,273	1,262,585	107,758	864,011	528,892	10,149,476
CHATHAM	2,068,433	128,497	193	267,179	0	0	230,209	2,694,511
CHUGACH	609,406	38,739	128,279	92,100	4,175	63,949	33,443	970,091
COPPER RIVER	2,150,400	285,419	70,653	355,560	2,988	17,321	62,088	2,944,429
DELTA GREELY	2,557,033	198,414	106,081	574,551	39,966	37,586	200,619	3,714,250
IDITAROD	2,334,325	166,656	81,315	551,961	31,546	55,128	9,486	3,230,417
KASHUNAMIIT	672,301	42,695	4,071	194,649	1,700	80,278	80,617	1,076,311
KUSPUK	2,650,104	178,169	0	538,102	15,948	84,818	263,754	3,730,895
LOWER KUSKOKWIM	12,264,872	376,525	0	2,641,245	305,771	4,308,008	928,687	20,825,108
LOWER YUKON	6,239,524	349,440	0	1,379,427	128,388	383,681	372,010	8,852,470
PRIBILOF	945,403	19,130	457	108,860	14,735	23,004	30,671	1,142,260
RAILBELT	1,460,431	99,863	23,518	148,722	35,595	0	210,150	1,978,279
SE ISLAND	3,629,797	84,033	149,947	414,242	40,086	0	129,252	4,447,357
SW REGION	2,060,350	151,287	0	494,001	30,165	797,016	127,226	3,660,045
YUKON FLATS	2,579,480	0	0	442,911	0	158,729	0	3,181,120
YUKON-KOYUKUK	3,298,271	439,164	0	592,673	4,034	165,100	418,450	4,917,692
YUPIIT	1,216,138	238,392	42	327,566	47,930	303,311	270,480	2,403,859
TOTALS REAA'S	\$59,154,691	\$4,104,863	\$699,289	\$11,623,349	\$942,099	\$7,525,802	\$4,553,260	\$88,603,353
STATEWIDE TOTALS	\$330,680,577	\$22,248,012	\$2,511,918	\$76,492,620	\$5,957,921	\$14,435,791	\$40,905,389	\$493,232,228

SOURCE OF DATA: FY 1991 SCHOOL DISTRICT AUDITS, SCHOOL OPERATING FUND STATEMENT OF EXPENDITURES, BUDGET AND ACTUAL, FOR THE FISCAL YEAR ENDED JUNE 30, 1991.

ALASKA DEPARTMENT OF EDUCATION
 SCHOOL OPERATING FUND EXPENDITURES - INSTRUCTIONAL FUNCTIONS
 RURAL EDUCATION ATTENDANCE AREAS
 3-9-92 In:EXP91AUD

SCHOOL DISTRICT	FY91 EXPEND. SCHOOL ADMIN.	FY91 EXPEND. DISTRICT ADMIN.	FY91 EXPEND. OPERATION & MAINTENANCE	FY91 EXPEND. PUPIL ACTIVITIES	FY91 EXPEND. COMMUNITY SERVICES	FY91 EXPEND. FUND TRANSFERS	TOTAL FY91 AUDITED EXP.&TRANSFRS	FY 1991 FOUNDATION REAA ADM	FY91 AUDITED REAA EXPEND PER ADM
ADAK	\$298,671	\$871,657	\$598,754	\$117,613	\$0	\$96,422	\$5,326,574	712	7,481
ALASKA GATEWAY	408,570	591,578	1,152,072	64,909	0	98,866	5,305,206	502	10,578
ALEUTIAN REGION	24,894	213,093	95,765	23,902	0	114,147	828,120	33	25,095
ANNETTE ISLAND	310,352	584,796	404,709	207,166	16,376	153,472	3,672,667	381	9,640
BERING STRAIT	1,462,479	2,094,797	5,077,671	597,802	0	687,597	20,069,822	1,356	14,797
CHATHAM	167,723	440,297	673,007	0	0	524,403	4,499,941	382	11,771
CHUGACH	148,288	373,118	351,877	59,742	4,071	0	1,907,187	114	16,744
COPPER RIVER	466,217	628,463	1,057,110	75,383	3,512	363,932	5,539,046	582	9,518
DELTA GREELY	363,025	577,626	839,213	102,188	0	140,214	5,736,516	841	6,821
IDITAROD	637,863	656,285	1,366,138	122,990	8,414	158,376	6,180,483	353	17,504
KASHUNAMIUT	80,345	381,250	381,597	41,178	1,690	81,666	2,044,037	182	11,250
KUSPUK	406,793	682,646	1,133,450	79,814	55,044	140,815	6,229,457	427	14,596
LOWER KUSKOKWIM	3,142,151	3,036,913	7,392,871	558,801	3,407	1,146,469	36,105,720	2,711	13,319
LOWER YUKON	1,626,221	1,893,742	4,518,335	410,509	0	609,357	17,910,634	1,344	13,327
PRIBILOF	225,277	366,797	320,201	0	0	137,019	2,191,554	143	15,315
RAILBELT	240,639	361,084	651,472	89,548	0	13,583	3,334,605	333	10,008
SE ISLAND	98,755	511,207	998,165	0	0	0	6,055,484	522	11,609
SW REGION	385,312	805,574	1,846,581	128,621	0	152,448	6,978,581	443	15,760
YUKON FLATS	0	504,777	1,812,187	89,883	0	330	5,588,297	375	14,912
YUKON-KOYUKUK	187,758	1,224,719	1,312,425	164,620	0	65,533	7,872,747	512	15,364
YUPIIT	345,612	539,206	1,150,140	127,127	0	511,657	5,077,601	319	15,932
TOTALS REAA'S	\$11,026,945	\$17,339,625	\$33,133,740	\$3,061,796	\$92,514	\$5,196,306	\$158,454,279	12,566	
STATEWIDE TOTALS	\$54,503,116	\$65,581,460	\$136,826,164	\$12,945,086	\$1,539,871	\$16,966,098	781,594,023	108,168	

SOURCE OF DATA: FY 1991 SCHOOL DISTRICT AUDITS, SCHOOL OPERATING FUND STATEMENT OF EXPENDITURES, BUDGET AND ACTUAL, FOR THE FISCAL YEAR ENDED JUNE 30, 1991.

ALASKA DEPARTMENT OF EDUCATION
 SCHOOL OPERATING FUND REVENUES
 COMPILED FROM FISCAL YEAR 1991 AUDITS
 3-9-92

In:REV91AUD

SCHOOL DISTRICT	FY91 CITY/BOROUGH APPROP	FY91 EARNINGS ON INVESTMENTS	FY91 OTHER LOCAL REVENUE	FY91 IN-KIND SERVICES	FY91 SUB-TOTAL LOCAL REV	FY91 FOUNDATION SUPPORT	FY91 STATE TUITION	FY91 OTHER STATE REVENUE	FY91 SUB-TOTAL STATE REV.
ALEUTIANS EAST	\$175,000	\$0	\$21,078	\$40,000	\$236,078	\$3,469,402	\$0	\$500	\$3,469,982
ANCHORAGE	56,452,977	2,532,873	664,801	0	59,650,651	156,312,193	5,962,659	198,914	162,473,766
BRISTOL BAY	415,559	58,717	30,162	151,603	656,041	1,677,929	0	0	1,677,929
CORDOVA	514,468	59,323	11,678	17,023	602,492	2,298,200	106,497	37,883	2,522,580
CRAIG	135,871	0	4,572	0	140,443	1,699,391	21,855	0	1,721,246
DILLINGHAM	650,000	83,598	45,170	0	778,768	3,039,046	15,189	0	3,054,235
FAIRBANKS	22,300,000	0	1,000,076	0	23,300,076	57,100,830	5,360,982	209,604	62,671,416
GALENA	39,411	78,475	3,500	50,250	171,636	1,152,457	0	0	1,152,457
HAINES	936,541	23,273	10,361	0	970,175	2,374,177	16,811	0	2,390,988
HOONAH	404,034	13,832	28,384	0	446,250	1,430,344	16,928	0	1,447,272
HYDABURG	0	23,467	37,337	43,600	104,404	970,426	3,097	0	973,523
JUNEAU	10,634,000	0	124,337	0	10,758,337	20,344,500	113,743	4,645	20,462,888
KAKE	88,549	29,319	26,592	0	144,460	1,095,842	6,238	0	1,102,080
KENAI	18,460,156	0	76,179	5,595,322	24,131,657	37,253,136	283,262	0	37,536,398
KETCHIKAN	5,939,948	27,249	51,822	250,000	6,269,019	9,947,899	44,729	0	9,992,628
KLAWOCK	77,198	105,364	1,762	0	184,324	1,357,236	0	0	1,357,236
KODIAK	2,100,000	0	36,763	364,606	2,501,369	12,129,902	558,584	0	12,688,487
LAKE & PEN.	370,868	310,244	5,895	0	687,007	5,505,147	0	0	5,505,147
MAT-SU	16,601,401	0	70,004	0	16,671,405	39,756,796	60,993	0	39,817,789
NENANA	64,747	20,558	8,846	0	94,151	1,577,565	52,934	588	1,631,087
NOME	551,960	55,371	200,898	0	808,229	4,917,094	20,563	0	4,937,657
NORTH SLOPE	17,775,247	0	37,382	0	17,812,629	7,849,790	0	0	7,849,790
NW ARCTIC	230,008	598,837	128,145	0	956,990	14,134,738	0	51,171	14,185,909
PELICAN	32,262	9,501	4,010	0	45,773	581,637	0	0	581,637
PETERSBURG	882,708	42,299	20,259	0	945,266	2,981,925	31,757	183,000	3,196,682
SITKA	2,978,379	0	19,164	0	2,997,543	6,529,834	40,989	0	6,570,823
SKAGWAY	366,044	6,495	500	0	373,039	904,358	0	0	904,358
ST. MARY'S	0	109,198	9,189	0	118,387	1,343,334	0	0	1,343,334
TANANA	0	12,289	89,160	571	102,020	1,147,958	36,919	0	1,184,877
UNALASKA	576,672	14,694	49,804	0	641,170	1,616,629	0	0	1,616,629
VALDEZ	3,069,440	235,649	69,009	0	3,374,098	2,855,633	289,925	600,000	3,745,558
WRANGELL	780,284	33,899	3,840	29,000	847,023	2,478,457	6,317	735	2,485,509
YAKUTAT	138,620	5,329	13,538	0	157,487	1,126,395	53,907	1,931	1,182,233
TOTALS C&B's	\$163,742,352	\$4,489,853	\$2,904,217	\$6,541,975	\$177,678,397	\$408,960,281	\$13,184,878	\$1,280,971	\$423,434,130

SOURCE OF DATA: FY 1991 SCHOOL DISTRICT AUDITS, SCHOOL OPERATING FUND STATEMENT OF REVENUES, BUDGET AND ACTUAL,
 FOR THE FISCAL YEAR ENDED JUNE 30, 1991.

ALASKA DEPARTMENT OF EDUCATION
 SCHOOL OPERATING FUND REVENUES
 COMPILED FROM FISCAL YEAR 1991 AUDITS
 3-9-92

SCHOOL DISTRICT	FY91 FEDERAL PL 874	FY91 OTHER FED. REVENUE	FY91 SUB-TOTAL FEDERAL REV.	FY91 FUND TRANSFERS IN	FY91 AUDITED TOTAL C/B REVENUES	FY 1991 FOUNDATION C/B ADM	FY91 AUDITED C/B REVENUES PER ADM
ALEUTIANS EAST	\$52,690	\$0	\$52,690	\$31,623	\$3,790,373	371	\$10,217
ANCHORAGE	1,292,205	240,324	1,532,529	650,000	224,306,946	40,533	5,534
BRISTOL BAY	427,087	0	427,087	0	2,761,057	253	10,913
CORDOVA	57,588	0	57,588	290,803	3,473,463	438	7,932
CRAIG	44,943	0	44,943	0	1,906,632	303	6,284
DILLINGHAM	571,239	0	571,239	39,016	4,443,258	481	9,247
FAIRBANKS	775,467	0	775,467	56,226	86,803,185	14,246	6,093
GALENA	563,050	0	563,050	96,967	1,984,110	121	16,344
HAINES	23,881	0	23,881	3,901	3,388,945	433	7,824
HOONAH	586,381	0	586,381	7,418	2,487,321	234	10,630
HYDABURG	25,532	0	25,532	9,925	1,113,384	108	10,271
JUNEAU	36,484	0	36,484	36,686	31,294,395	5,124	6,107
KAKE	544,612	0	544,612	8,954	1,800,106	179	10,073
KENAI	5,361	0	5,361	0	61,673,416	9,169	6,726
KETCHIKAN	21,606	0	21,606	13,079	16,296,332	2,693	6,051
KLAWOCK	508,844	0	508,844	8,440	2,058,844	202	10,197
KODIAK	422,539	0	422,539	41,469	15,653,864	2,404	6,512
LAKE & PEN.	1,728,709	0	1,728,709	28,853	7,949,716	413	19,239
MAT-SU	42,506	0	42,506	95,309	56,627,009	9,460	5,986
NENANA	5,428	0	5,428	16,516	1,747,182	196	8,923
NOME	93,899	0	93,899	48,146	5,887,931	778	7,569
NORTH SLOPE	6,076,520	0	6,076,520	92,685	31,831,624	1,359	23,416
NW ARCTIC	4,935,303	0	4,935,303	226,997	20,305,199	1,582	12,834
PELICAN	0	0	0	3,083	630,493	48	13,081
PETERSBERG	19,002	0	19,002	0	4,160,950	681	6,108
SITKA	2,557	0	2,557	0	9,570,923	1,724	5,553
SKAGWAY	0	0	0	0	1,277,397	145	8,825
ST. MARY'S	215,140	0	215,140	0	1,676,861	116	14,506
TANANA	382,079	0	382,079	22,086	1,691,062	109	15,514
UNALASKA	18,897	0	18,897	1,342	2,278,038	258	8,828
VALDEZ	42,014	0	42,014	0	7,161,670	782	9,164
WRANGELL	3,011	0	3,011	15,562	3,351,105	509	6,585
YAKUTAT	39,935	0	39,935	3,469	1,383,124	150	9,221
TOTALS C&B's	\$19,564,509	\$240,324	\$19,804,833	\$1,848,555	\$622,765,915	95,602	

SOURCE OF DATA FY 1991 SCHOOL DISTRICT AUDITS, SCHOOL OPERATING FUND STATEMENT OF REVENUES, BUDGET AND ACTUAL, FOR THE FISCAL YEAR ENDED JUNE 30, 1991.

ALASKA DEPARTMENT OF EDUCATION
 SCHOOL OPERATING FUND REVENUES
 COMPILED FROM FISCAL YEAR 1991 AUDITS
 3-9-92

In:REV91AUD

SCHOOL DISTRICT	NO REAA MUNICIPAL TAX APPROP.	FY91 EARNINGS ON INVESTMENTS	FY91 OTHER LOCAL REVENUE	NO REAA IN-KIND SERVICES	FY91 SUB-TOTAL LOCAL	FY91 FOUNDATION SUPPORT	NO REAA STATE TUITION	FY91 OTHER STATE REV.	FY91 SUB-TOTAL STATE REV.
ADAK	\$0	\$396,600	\$2,877	\$0	\$399,477	\$2,083,942	\$0	\$0	\$2,083,942
ALASKA GATEWAY	0	211,554	20,775	0	232,329	4,338,318	0	0	4,338,318
ALEUTIAN REGION	0	5,731	8,726	0	14,457	680,468	0	0	680,468
ANNETTE ISLAND	0	132,279	29,093	0	161,378	1,170,462	0	0	1,170,462
BERING STRAIT	0	653,631	487,024	0	1,140,655	12,280,870	0	0	12,280,870
CHATHAM	0	141,886	2,625	0	144,511	2,554,523	0	0	2,554,523
CHUGACH	0	25,556	77,426	0	102,982	1,461,376	0	0	1,461,376
COPPER RIVER	0	109,340	47,698	0	157,038	5,259,536	0	0	5,259,536
DELTA GREELY	0	115,056	20,528	0	135,584	4,269,949	0	0	4,269,949
IDITAROD	0	148,809	94,843	0	243,652	4,169,521	0	4,907	4,174,428
KASHUNAMIUT	0	26,371	32,882	0	59,253	1,308,396	0	5,000	1,313,396
KUSPUK	0	57,192	0	0	57,192	4,716,683	0	0	4,716,683
LOWER KUSKOKWIM	0	520,822	225,164	0	745,986	27,194,960	0	15,108	27,210,068
LOWER YUKON	0	659,169	17,516	0	676,685	10,288,888	0	0	10,288,888
PRIIBILOF	0	119,485	1,503	0	120,988	1,370,067	0	0	1,370,067
RAILBELT	0	53,211	14,243	0	67,454	2,966,307	0	0	2,966,307
SOUTHEAST ISLAND	0	176,522	2,840	0	179,362	4,840,542	0	1,151	4,841,693
SOUTHWEST REGION	0	395,933	163,760	0	559,693	4,667,542	0	2,465	4,670,007
YUKON FLATS	0	140,573	127,480	0	268,053	4,973,684	0	42,192	5,015,876
YUKON-KOYUKUK	0	229,113	83,811	0	312,924	5,493,727	0	0	5,493,727
YUPIIT	0	141,388	1,909	0	143,297	3,491,802	0	3,577	3,495,379
TOTALS REAA'S	\$0	\$4,460,221	\$1,462,729	\$0	\$5,922,950	\$109,581,563	\$0	\$74,400	\$109,655,963
STATEWIDE TOTALS	\$163,742,352	\$8,950,074	\$4,366,946	\$6,541,975	\$183,601,347	\$518,541,844	\$13,184,878	\$1,363,371	\$533,090,093

SOURCE OF DATA: FY 1991 SCHOOL DISTRICT AUDITS, SCHOOL OPERATING FUND STATEMENT OF REVENUES, BUDGET AND ACTUAL,
 FOR THE FISCAL YEAR ENDED JUNE 30, 1991.

ALASKA DEPARTMENT OF EDUCATION
 SCHOOL OPERATING FUND REVENUES
 COMPILED FROM FISCAL YEAR 1991 AUDITS
 3-9-92

SCHOOL DISTRICT	FY91 FEDERAL PL 874	FY91 OTHER FEDERAL REVENUE	FY91 SUB-TOTAL FEDERAL	FY91 FUND TRANSFERS IN	FY91 AUDITED TOTAL REAA REVENUES	FY91 FOUNDATION REAA ADM	FY91 AUDITED REAA REVENUES PER ADM
ADAK	\$2,520,257	\$0	\$2,520,257	\$420	\$5,004,096	712	\$7,028
ALASKA GATEWAY	783,265	0	783,265	0	5,353,912	502	10,675
ALEUTIAN REGION	292,371	0	292,371	0	987,296	33	29,918
ANNETTE ISLAND	2,404,969	0	2,404,969	10,260	3,747,069	381	9,835
BERING STRAIT	6,294,758	0	6,294,758	171,154	19,887,437	1,356	14,663
CHATHAM	1,457,325	0	1,457,325	12,752	4,169,111	382	10,905
CHUGACH	210,780	0	210,780	0	1,775,138	114	15,585
COPPER RIVER	185,676	0	185,676	5,702	5,007,952	582	9,636
DELTA GREELY	1,111,399	0	1,111,399	6,530	5,523,462	841	6,568
IDITAROD	1,037,177	0	1,037,177	53,649	5,508,906	353	15,602
KASHUNAMIUT	585,129	0	585,129	24,700	1,982,478	182	10,911
KUSPUK	820,275	0	820,275	54,467	5,648,617	427	13,235
LOWER KUSKOKWIM	8,313,847	564,191	8,878,038	179,530	37,013,622	2,711	13,654
LOWER YUKON	6,254,874	0	6,254,874	80,422	17,300,869	1,344	12,874
PRIBILOF	684,068	0	684,068	2,000	2,177,123	143	15,214
RAILBELT	38,701	0	38,701	0	3,072,462	333	9,221
SOUTHEAST ISLAND	978,464	0	978,464	0	5,999,519	522	11,502
SOUTHWEST REGION	1,447,030	0	1,447,030	58,381	6,735,111	443	15,210
YUKON FLATS	799,547	0	799,547	0	6,083,476	375	16,233
YUKON-KOYUKUK	1,860,985	0	1,860,985	135,838	7,803,474	512	15,229
YUPIIT	1,498,921	0	1,498,921	54,352	5,191,949	319	16,291
TOTALS REAA'S	\$39,579,018	\$564,191	\$40,144,009	\$850,157	\$156,573,079	12,566	
STATEWIDE TOTALS	\$59,144,327	\$804,515	\$59,948,842	\$2,698,712	\$779,338,994	108,168	

SOURCE OF DATA: FY 1991 SCHOOL DISTRICT AUDITS, SCHOOL OPERATING FUND STATEMENT OF REVENUES, BUDGET AND ACTUAL, FOR THE FISCAL YEAR ENDED JUNE 30, 1991.

SCHOOL DISTRICT	TOTAL FY91 AUDITED EXPEND & TRANSF	TOTAL FY91 FUND BALANCE	RESERVED FY91 FUND BALANCE	UNRESERVED FY91 FUND BALANCE	PERCENTAGE OF UNRESERVED FY91 FUND BALANCE	AMOUNT OVER 10%
ALEUTIAN EAST	\$4,439,723	\$285,347	\$285,347	\$0	0.00%	0
ANCHORAGE	220,890,596	22,761,253	5,818,405	16,942,848	7.67%	0
BRISTOL BAY	2,846,330	372,244	372,244	0	0.00%	0
CORDOVA	3,377,460	153,281	26,143	127,138	3.76%	0
CRAIG	1,961,068	55,810	49,430	6,380	0.33%	0
DILLINGHAM	4,392,844	1,023,837	747,535	276,302	6.29%	0
FAIRBANKS	88,672,806	1,816,724	909,299	907,425	1.02%	0
GALENA	2,100,273	693,716	655,746	37,970	1.81%	0
HAINES	3,534,399	227,163	27,192	199,971	5.66%	0
HOONAH	2,278,809	311,471	311,471	0	0.00%	0
HYDABURG	1,288,817	97,344	50,218	47,126	3.66%	0
JUNEAU	30,331,846	1,604,161	827,054	777,107	2.56%	0
KAKE	1,752,396	418,719	374,597	44,122	2.52%	0
KENAI	61,567,994	1,280,454	1,280,454	0	0.00%	0
KETCHIKAN	16,184,339	308,508	268,940	39,568	0.24%	0
KLAWOCK	2,006,662	653,360	545,019	108,841	5.42%	0
KODIAK	16,307,494	2,820,194	2,353,587	466,607	2.86%	0
LAKE & PENINSULA	7,909,358	2,409,518	2,409,518	0	0.00%	0
MAT-SU	56,739,565	1,900	0	1,900	0.00%	0
NENANA	1,732,654	266,054	114,093	151,961	8.77%	0
NOME	5,638,301	824,533	273,546	550,987	9.77%	0
NORTH SLOPE	31,836,592	663,407	663,407	0	0.00%	0
NORTHWEST ARCTIC	20,516,665	7,314,132	6,166,744	1,147,388	5.59%	0
PELICAN	730,300	111,273	43,601	67,672	9.27%	0
PETERSBURG	3,831,343	745,206	378,706	366,500	9.57%	0
SITKA	10,328,300	420,624	114,380	306,244	2.97%	0
SKAGWAY	1,266,157	79,079	55,389	23,690	1.87%	0
ST. MARY'S	2,130,640	75,827	75,827	0	0.00%	0
TANANA	1,727,735	245,577	245,577	0	0.00%	0
UNALASKA	2,365,077	39,947	34,823	5,124	0.22%	0
VALDEZ	7,447,964	2,286,304	1,750,000	536,304	7.20%	0
WRANGELL	3,442,340	159,142	60,245	98,897	2.87%	0
YAKUTAT	1,562,897	(51,074)	(51,074)	0	0.00%	0
TOTALS C&B'S	\$623,139,744	\$50,475,535	\$27,237,463	\$23,238,072		0

SOURCE OF DATA: FY 1991 SCHOOL DISTRICT AUDITS, STATEMENT OF COMPLIANCE - AS 14.17.082, FOR THE FISCAL YEAR ENDED JUNE 30, 1991.
 or from: COMBINED BALANCE SHEET - ALL FUND TYPES AND ACCOUNT GROUPS, SCHOOL OPERATING FUND.

NOTE: 4 AAC 09.160 defines RESERVED to include encumbrances, pre-paid expenses, inventories, fuel reserves,

Retirement Incentive Program, self insurance, and federal impact aid.

UNRESERVED-DESIGNATED means that portion of the fund balance formally budgeted for a specific purpose.

UNRESERVED-UNDESIGNATED means that portion of the fund balance without legal encumbrance or specified use.

ALASKA DEPARTMENT OF EDUCATION
 FY 1991 SCHOOL OPERATING FUND - FUND BALANCE COMPLIANCE TEST (AS 14.17.082)

SCHOOL DISTRICT	TOTAL FY91 AUDITED EXPEND & TRANSF	TOTAL FY91 FUND BALANCE	RESERVED FY91 FUND BALANCE	UNRESERVED FY91 FUND BALANCE	PERCENTAGE OF UNRESERVED FY91 FUND BALANCE	AMOUNT OVER 10%
ADAK	\$5,326,574	\$2,905,967	\$2,715,308	\$190,659	3.58%	0
ALASKA GATEWAY	5,305,206	663,668	162,167	501,501	9.45%	0
ALEUTIAN REGION	828,120	214,033	182,747	31,286	3.78%	0
ANNETTE ISLAND	3,672,667	1,480,060	1,480,060	0	0.00%	0
BERING STRAIT	20,069,822	8,777,258	7,691,955	1,085,303	5.41%	0
CHATHAM	4,499,941	389,596	378,800	10,796	0.24%	0
CHUGACH	1,907,187	346,611	284,863	61,748	3.24%	0
COPPER RIVER	5,539,046	849,511	357,641	491,870	8.88%	0
DELTA GREELY	5,736,516	1,297,020	1,297,020	0	0.00%	0
IDITAROD	6,180,483	1,134,134	1,134,134	0	0.00%	0
KASHUNAMIUT	2,044,037	442,452	407,753	34,699	1.70%	0
KUSPUK	6,229,457	588,709	588,709	0	0.00%	0
LOWER KUSKOKWIM	36,105,720	12,925,193	10,797,181	2,128,012	5.89%	0
LOWER YUKON	17,910,634	6,130,706	6,130,706	0	0.00%	0
PRIBILOF	2,191,554	1,153,215	973,826	179,389	8.19%	0
RAILBELT	3,334,605	407,927	405,852	2,075	0.06%	0
SOUTHEAST ISLAND	6,055,484	694,128	314,785	379,343	6.26%	0
SOUTHWEST REGION	6,978,581	3,630,578	3,064,893	565,685	8.11%	0
YUKON FLATS	5,588,297	1,788,370	1,238,068	550,302	9.85%	0
YUKON-KOYUKUK	7,872,747	3,251,811	2,528,403	723,408	9.19%	0
YUPIIT	5,077,601	2,124,309	1,774,309	350,000	6.89%	0
TOTALS REAA'S	\$158,454,279	\$51,195,256	\$43,909,180	\$7,286,076		0
STATEWIDE TOTALS	\$781,594,023	\$101,670,791	\$71,146,643	\$30,524,148		0

SOURCE OF DATA: FY 1991 SCHOOL DISTRICT AUDITS, STATEMENT OF COMPLIANCE - AS 14.17.082, FOR THE FISCAL YEAR ENDED JUNE 30, 1991.
 or from: COMBINED BALANCE SHEET - ALL FUND TYPES AND ACCOUNT GROUPS, SCHOOL OPERATING FUND.

NOTE: 4 AAC 09.160 defines RESERVED to include encumbrances, pre-paid expenses, inventories, fuel reserves, Retirement Incentive Program, self insurance, and federal impact aid.

UNRESERVED-DESIGNATED means that portion of the fund balance formally budgeted for a specific purpose.

UNRESERVED-UNDESIGNATED means that portion of the fund balance without legal encumbrance or specified use.

CITY AND BOROUGH SCHOOL DISTRICTS REVENUES
SCHOOL OPERATIONS FUND
FISCAL YEAR BE AUDITED

SCHOOL DISTRICT	LOCAL APPROPRIATION	RENTAL INCOME	INTEREST INCOME	OTHER LOCAL INCOME	REGULAR FOUNDATION	VOC. ED. FOUNDATION	SPEC. ED. FOUNDATION	CORRESPOND. FOUNDATION	BILL/BIB FOUNDATION	STATE TRANSP.	STATE TUITION	OTHER STATE REVENUE	FEDERAL PL 874	OTHER FED. REVENUE	TOTAL \$	FINAL ADM 1900-01	REVENUE PER ADM
*Amherst	26,121,557	157,979	1,565,419	654,577	70,017,833	3,080,959	7,066,717	-0-	718,090	5,726,650	3,764,522	3,405,298	1,617,034	63,790	124,041,053	34,006	3,564
Arden	32,744	-0-	16,042	1,241	1,275,196	106,165	53,082	-0-	-0-	84,154	2,030	-0-	194,658	-0-	1,765,320	214	8,249
Arden Bay	109,695	4,050	34,391	15,259	1,432,029	197,568	158,053	-0-	-0-	27,374	75,020	-0-	24,745	-0-	2,278,134	439	5,109
Arden	2,962	3,095	1,254	15,471	638,593	75,129	75,129	112,693	-0-	27,843	3,876	4,500	75,951	1,055	1,030,353	170	5,032
Billingham	10,000	100	77,126	5,835	1,825,566	214,761	214,760	-0-	53,696	57,462	13,181	19,787	240,538	9,975	2,771,007	377	7,350
Billingham	9,310,663	-0-	-0-	1,575,277	19,265,946	1,218,400	2,208,349	342,675	190,375	2,406,699	42,163	-0-	-0-	-0-	36,849,609	0,457	4,357
Calver	2,700	-0-	84,517	2,351	917,952	107,988	107,987	-0-	54,053	21,079	12,996	-0-	233,400	-0-	1,545,023	143	10,004
Calver	161,618	-0-	55,984	25,675	1,431,152	119,263	198,772	-0-	-0-	80,160	21,188	-0-	102,753	-0-	2,404,565	401	5,996
Calver	10,000	-0-	27,728	17,839	779,725	77,991	116,906	-0-	-0-	-0-	2,677	-0-	176,851	-0-	1,209,797	200	5,816
Calver	-0-	10,106	6,249	951	375,716	75,143	75,143	-0-	37,572	-0-	-0-	1,500	0,813	-0-	591,473	84	7,041
Calver	3,612,000	11,604	-0-	53,435	8,669,568	688,067	967,285	137,612	103,209	735,842	22,099	-0-	100,075	-0-	15,196,790	1,921	3,076
Calver	16,800	-0-	26,394	10,249	678,078	75,336	113,004	-0-	-0-	17,979	22,822	8,491	190,316	5,143	1,164,562	182	6,399
Calver	7,771,962	12,151	-0-	131,770	14,895,427	768,560	1,217,532	256,337	329,382	2,254,251	23,735	-0-	435,148	-0-	28,196,105	5,908	4,709
Calver	1,972,524	-0-	-0-	272,746	5,159,946	412,751	653,522	206,325	34,396	438,362	31,002	-0-	74,949	-0-	9,256,573	2,370	3,093
Calver	32,503	-0-	33,793	10,642	121,671	104,219	104,219	-0-	-0-	15,977	3,267	0,830	39,602	-0-	1,074,723	114	9,427
Calver	1,500	4,698	5,555	51,785	376,289	-0-	75,258	-0-	-0-	-0-	9,958	-0-	120,123	2,716	647,952	103	6,291
Calver	1,417,927	21,989	1,700	570,229	6,346,237	439,048	798,268	159,654	110,740	232,493	403,129	-0-	506,106	-0-	10,916,520	2,027	5,305
Calver	3,408,665	-0-	-0-	105,113	9,890,240	711,528	1,031,716	604,799	35,576	2,029,331	121,013	-0-	146,327	-0-	10,164,308	4,406	4,123
Calver	10,000	-0-	52,423	3,160	919,625	81,602	125,403	-0-	41,801	85,662	33,702	194,707	22,124	-0-	1,591,209	190	0,046
Calver	125,000	-0-	111,199	39,313	2,742,892	322,693	376,475	-0-	215,129	97,892	48,794	326,007	120,686	-0-	4,526,080	700	6,393
Calver	5,763,440	-0-	-0-	49,077	5,252,451	945,441	577,770	157,574	525,245	53,495	-0-	-0-	4,209,060	-0-	17,623,555	1,043	16,897
Calver	8,096	-0-	476	454	278,198	-0-	-0-	-0-	-0-	-0-	3,372	-0-	-0-	-0-	282,596	40	7,065
Calver	192,000	-0-	-0-	9,902	1,400,315	107,716	215,433	-0-	-0-	59,825	22,097	5,000	31,624	-0-	2,243,912	562	3,993
Calver	4,000	4,000	10,431	16,187	675,749	103,961	51,981	-0-	-0-	-0-	-0-	1,300	-0-	-0-	860,409	109	7,967
Calver	1,500,267	5,400	105,687	96,117	3,812,887	285,076	461,248	-0-	106,901	176,550	8,229	1,052	300,904	-0-	6,951,120	1,656	4,197
Calver	32,150	-0-	9,518	1,210	589,880	73,735	73,735	-0-	-0-	3,606	-0-	-0-	-0-	-0-	703,054	177	4,420
Calver	-0-	-0-	21,762	892	540,457	162,138	162,138	-0-	108,093	-0-	-0-	(31,409)	217,955	-0-	1,100,026	91	12,967
Calver	144,500	-0-	24,640	8,969	974,311	105,281	105,281	-0-	-0-	66,304	-0-	-0-	116,172	-0-	1,545,458	195	7,916
Calver	2,171,155	3,125	186,803	458	2,533,034	272,788	467,637	-0-	-0-	260,039	337,688	-0-	70,263	-0-	6,310,994	849	7,431
Calver	200,000	-0-	10,385	3,052	1,401,227	107,787	143,715	-0-	-0-	55,842	2,522	-0-	23,541	-0-	1,940,071	405	4,017
Calver	26,090	-0-	4,248	7,026	707,384	41,611	81,221	-0-	-0-	32,434	6,525	-0-	56,206	-0-	965,255	144	6,703
TOTALS	64,753,632	239,577	2,473,744	3,756,292	166,517,526	11,004,699	10,177,039	1,977,569	2,674,060	15,065,255	5,117,617	4,023,063	9,990,696	81,557	305,935,206	70,603	4,720
*Amherst	Includes on Base																
Calver	Includes on Base																

MIHAJ EDUCATION ATTENDANCE AREA REVENUES
 SCHOOL OPERATING FUND
 FISCAL YEAR 81 AUGUST

MIHAJ	MINI AL INCOME	INTEREST INCOME	OTHER LOCAL INCOME	REGIAR FOUNDATION	VOC. ED. FOUNDATION	SPEC. ED FOUNDATION	CORRE SPOND. FOUNDATION	BIL/IDIC FOUNDATION	IN LIEU OF LOCAL SUPPORT	STATE TRANSPORTATION	OTHER STATE REVENUE	FEDERAL PT. OF	OTHER FEDERAL REVENUE	TOTAL REVENUE	TOTAL AUG 1980-81	REVENUE PER AUG
Alaska	4,341	115,817	33,521	1,112,810	87,521	116,694	-0-	-0-	524,094	92,736	113,000	1,283,161	-0-	3,744,495	597	6,272
Alaska Gateway	-0-	141,032	2,000	2,221,066	209,610	209,610	167,600	125,766	429,722	212,069	-0-	94,064	-0-	3,814,307	471	8,098
Alutian Region	-0-	535	6,485	1,467,256	52,402	104,804	-0-	52,402	99,447	-0-	-0-	50,060	-0-	1,841,391	189	16,093
Annette Island	-0-	63,185	42,919	1,162,624	108,986	145,328	-0-	-0-	121,151	12,600	-0-	106,045	6,169	2,049,017	157	5,823
Bering Strait	65,961	124,706	-0-	3,736,201	649,788	324,094	162,447	324,094	392,315	31,951	-0-	241,005	60,133	6,123,157	410	14,240
Chatham	27,891	90,723	11,013	1,056,440	75,460	37,730	150,920	-0-	160,787	-0-	-0-	106,697	-0-	1,733,661	105	9,371
Chignik	-0-	32,096	9,101	461,142	-0-	-0-	-0-	-0-	46,640	1,000	-0-	9,686	42,432	602,097	53	11,100
Copper River	-0-	69,309	60,192	2,490,050	120,525	200,075	200,875	40,175	534,643	385,607	567	91,816	-0-	4,203,334	506	7,171
DeGarmo	-0-	144,507	46,527	2,473,398	167,688	461,142	209,610	-0-	768,207	338,606	-0-	187,323	0,195	4,003,243	442	5,707
DeGarmo	-0-	61,484	26,789	2,761,599	162,447	108,298	162,447	100,290	282,832	-0-	64	128,989	-0-	3,803,247	310	12,600
Demp	-0-	51,274	4,254	3,174,734	277,979	111,504	167,255	167,255	320,238	4,972	-0-	139,899	-0-	4,419,364	351	12,591
Demp	-0-	51,274	4,254	3,174,734	277,979	111,504	167,255	167,255	320,238	4,972	-0-	139,899	-0-	4,419,364	351	12,591
Edna and Pentecost	1,792	214,153	125,118	3,602,132	216,596	162,447	162,447	162,447	298,342	27,546	-0-	185,447	-0-	5,240,467	328	15,977
Edna and Pentecost	-0-	600,959	27,204	10,396,391	1,840,633	974,899	-0-	1,949,797	1,628,563	123,000	30,254	654,895	230,051	10,472,726	1,705	18,489
Edna and Pentecost	62,395	490,277	147,913	6,497,878	649,788	487,341	-0-	649,788	1,034,616	-0-	-0-	570,385	27,053	10,626,234	1,134	9,283
Edna and Pentecost	201,945	544,056	152,964	8,176,499	1,028,831	595,639	216,596	379,043	1,295,551	-0-	-0-	577,670	101,573	13,270,367	1,420	9,345
Edna and Pentecost	-0-	163,417	4,541	1,048,040	52,402	157,206	-0-	52,402	149,627	-0-	-0-	92,832	-0-	1,720,467	164	10,491
Edna and Pentecost	17,010	99,186	10,607	1,006,490	167,688	125,766	-0-	-0-	299,254	210,003	-0-	74,974	-0-	2,091,707	320	9,016
Edna and Pentecost	-0-	91,652	169,045	2,641,100	75,460	150,920	264,110	-0-	376,805	14,590	-0-	121,415	-0-	3,905,137	411	9,455
Edna and Pentecost	179,164	106,942	1,189,291	4,115,324	270,745	216,596	-0-	649,788	409,650	2,320	-0-	300,055	-0-	7,660,790	439	17,062
Edna and Pentecost	-0-	42,088	57,400	2,761,599	162,447	162,447	162,447	216,596	260,023	8,229	156,767	129,374	-0-	4,120,225	285	14,457
Edna and Pentecost	-0-	192,023	161,900	3,051,965	250,846	209,039	292,654	125,423	537,380	-0-	-0-	1,671,245	-0-	6,493,275	509	11,021
TOTAL	507,501	1,737,001	2,356,915	66,576,418	6,627,052	5,063,179	2,319,496	5,004,074	10,170,607	1,406,109	308,772	6,906,587	492,386	111,540,857	11,181	9,976

ANCHORAGE SCHOOL DISTRICT
ANCHORAGE, ALASKA

LEGISLATIVE INFORMATION REQUEST

FEBRUARY 18, 1993

TO: SHIRLEY ARMSTRONG, SENATOR PHILLIPS OFFICE
Phone: 465-2261 Fax: 465-4979

FROM: ^{J.W.} LARRY WIGET, LEGISLATIVE LIAISON
Phone: 269-2255 Fax: 269-2222

SUBJECT: ANCHORAGE SCHOOL DISTRICT POSITIONS ON SENATE
BILLS 59/60 AND 62

Senate Bill 59: An Act relating to school construction grants and major maintenance grants to school districts.

Senate Bill 60: An Act making appropriations for construction and major maintenance of schools.

As part of its 1993 Legislative Priorities, the Anchorage School Board supports the reinstatement of local debt reimbursement, retroactively applicable to both the 1991 bond election and to the proposed bond election, tentatively scheduled for April, 1993. A 70/30 state to local split is preferred. Thus, the District is in favor of a matching capital grants program for school construction and major maintenance and is appreciative of the Governor's support in making it one of his legislative priorities this year. However, we have some concern about the program as it is currently proposed in Senate Bills 59 and 60 and offer some possible suggestions for their enhancement:

First, of the \$150 million which would be available in the first year of the program, only 2% or \$3,080,000 is earmarked for the Anchorage School District. With almost 40% of the State's student population, and an identified capital projects' need in excess of \$500 million, it seems reasonable to expect that a more equitable distribution of available resources is necessary in the first and subsequent years of the program if any form of equity is to be achieved. (Over the life of the program, the Anchorage School District is slated to receive only 10% of available funds.)

Second, over the life of the program, many of the identified ASD projects fall within the third and fourth year, where a higher percentage of the local contribution is expected than in the first and second years. In fact, the majority of our projects fall in the last year of the program and require a 45% local

contribution. Therefore, along with a more equitable access to available resources, we request a more equitable distribution of resources over the life of the program.

Third, we, and we believe other district's as well, need the ability in an appropriate manner to substitute projects on the approved list, as District priorities may differ or change over the life of the program from those proposed by DOE.

Fourth, this Spring, subject to Assembly and Mayoral approval, the District will have a number of capital project bonds before the voters of Anchorage. The District requests that these projects, if approved by the voters, be subject to reimbursement by the State at the level of other projects covered under matching grants program. We also ask that the same consideration be given for bonds passed in 1991.

School maintenance and construction needs throughout the State of Alaska are great and must be addressed by the Legislature and the local communities in which the needs exists. A matching capital grants program to help meet these needs is one which the District supports. However, for the program to be successful in meeting the needs of all Alaska's children, it must be equitable.

Senate Bill 62: An Act relating to the public school foundation program.

The Anchorage School Board as part of its 1993 legislative priorities supports early and full-funding for education at an amount equivalent to at least a \$61,000 unit value to meet growing service demands, e.g. mainstreaming of Special Education students, elementary school counselors, etc... If the School Foundation Program is retained, the Board supports rewriting the formula in a way that is more equitable for Anchorage.

The Alaska school price index as currently proposed in Senate Bill 62 does not provide a distribution of available resources which is more equitable for Anchorage. In fact, it is less equitable than the current program.

The Alaska school price index proposal calls for an additional \$12.5 million, or a 2.2% increase over the current amount allocated under the School Foundation Program. Of that amount, Anchorage's share is \$474,000, or .27%. If the same \$12.5 were added to the School foundation Program, it would raise the Instructional Unit Value from \$61,000 to approximately \$62,000.

For each \$1000 increase in the Instructional Unit Value, an additional \$3.75 million would come to the Anchorage School District to meet its operating needs. With a projected revenue shortfall of between \$10 - \$13 million, any increase in the Instructional Unit Value would greatly assist us in reducing this deficit.

We therefore respectfully request that the Alaska State Legislature rewrite the School Foundation Program in a manner which is both more equitable, not less equitable to Anchorage School District and provides for full and early funding for education

**ANCHORAGE SCHOOL DISTRICT
FOUNDATION PROGRAM**

1/22/1993 revised

**COMPARISON OF DEPARTMENT OF EDUCATION PROPOSED FOUNDATION CHANGES TO CURRENT FOUNDATION (1/13/93 DOE)
FISCAL YEAR 1992-93**

	Current Anchorage	Current State Total	Current % of State	Proposed Anchorage	Proposed State Total	Proposed % of State	Increase/ (Decrease)	Amount Gain/(Loss)	Reason
FY93 ADM	44,659.43	116,979.96	38.18%	44,659.43	116,980.61	38.18%	0.00	\$0	
K-12 units	2,978.40	9,000.23	33.09%	2,965.48	8,866.02	33.45%	(12.92)	(\$788,120)	Reduction of 3 to 1 funding community
Bil/Bic units	71.37	244.61	29.18%	71.37	244.64	29.17%	0.00	\$0	
Gifted units	36.70		n/a	24.12	63.19	38.17%	(12.58)	(\$767,380)	Change in formula for Gifted
Spec Ed units	524.39	1,453.44	38.60%	524.39	1,332.37	39.36%	0.00	\$0	
Voc Ed units	34.33	135.21	25.39%	67.62	195.33	34.62%	33.29	\$2,030,690	Change in formula for Voc Ed
Rounding Adj.				(0.02)			(0.02)	(\$1,220)	
Total units	3,645.19	10,833.49	33.65%	3,652.96	10,701.55	34.13%	7.77	\$473,970	Net Gain
Cost Diff	1.00								
School Price Index				1.00					
Adjusted units	3,645.19	11,766.96	30.98%	3,652.96	11,935.35	30.61%	7.77	-0.37%	Change resulting from School Price Index: Curr: 11,766.96/10,833.49=8.62% Prop: 11,953.84/10,701.55=11.70%
Unit value	\$61,000	\$61,000		\$61,000	\$61,000		\$0		
Basic need	\$222,356,590	\$717,784,560	30.98%	\$222,830,560	\$729,184,240	30.56%	\$473,970		
GRANDFATHER					\$730,241,980	30.51%			
DEDUCTS:									
Req local effort	\$41,066,905	\$103,805,441	39.56%	\$41,066,905	\$103,805,441	39.56%	\$0		
Eligible PL81-874	\$10,919,004	\$64,450,710	16.94%	\$10,919,004	\$64,450,710	16.94%	\$0		
PL81-874 %	61.73%			61.73%					
Deduct @90%	\$6,066,271	\$43,528,892	13.94%	\$6,066,271	\$43,528,892	13.94%	\$0		
Foundation Aid	<u>\$175,223,414</u>	<u>\$570,450,227</u>	<u>30.72%</u>	<u>\$175,697,384</u>	<u>\$582,907,647</u>	<u>30.14%</u>	<u>\$473,970</u>		
Percentage Increase							0.27%		-0.58% Total Net Dollor Increase although loss in relationship to State Total

Total statewide increased cost for proposed changes is \$12,457,420 which is equal to 2.18% increase over current total statewide Foundation Aid.

Shuro

STATE OF ALASKA

FEB 11 1993

WALTER J. HICKEL, GOVERNOR

DEPARTMENT OF EDUCATION
OFFICE OF THE COMMISSIONER

GOLDBELT PLACE
801 WEST 10TH STREET, SUITE 200
JUNEAU, ALASKA 99801-1894

February 9, 1993

The Honorable Randy Phillips, Chair
Senate Community and Regional Affairs Committee
Alaska State Legislature
State Capitol, Room 103
Juneau, Alaska 99801

Dear Senator Phillips:

I respectfully request a hearing before the Senate Community and Regional Affairs Committee to consider Senate Bill 62, "An Act relating to the public school foundation program". I have enclosed several information items dealing with SB62 for your use.

This legislation substantially modifies Alaska's public school foundation program, which provides state financing for the public schools in Alaska. SB 62 addresses the fiscal problems raised by many school districts through the Alaska 2000 initiative.

Thank you in advance for your prompt attention to this request.

Sincerely,



Jerry Covey
Commissioner

Enclosures

ALASKA 2000 RECOMMENDATIONS

On October 21-23, 1992, the Alaska Board of Education reviewed the 49 Alaska 2000 recommendations and the public comments on them. The Board eliminated some recommendations, revised some, and tabled a few. The recommendations that follow are those that the Board advanced for implementation.

SETTING OUR SIGHTS

• **Vision.** Adopt the following vision for an Alaska public education: Alaskans envision a public school system controlled by the public that will graduate world-class students who will communicate effectively, think logically and critically, discover and nurture their own creative talents, possess essential vocational and technological skills, be responsible citizens, be committed to their own health and fitness, accept personal responsibility for sustaining themselves economically, and have self-esteem.

EMPOWERING PARENTS

• **Charter Schools.** Implement a three-year pilot program authorizing charter schools. (Charter schools operate under a contract between teachers, parents and local school boards to expand educational choice. An appeal procedure would be built into the program.)

• **School Choice.** Make existing public school choice programs available to all Alaska students by encouraging student transfers between school districts, boarding home arrangements, and a choice of correspondence schools.

• **Choice of Postsecondary Courses.** Enable high school students to attend appropriate post-secondary classes as part of their high school program.

• **Advisory Boards.** Establish advisory boards or committees for each school in Alaska.

• **Encouraging Parental Responsibility.** Conduct a public information campaign reminding parents of their responsibility for their children's welfare.

IMPROVING STUDENT PERFORMANCE

• **Performance Standards.** Develop high performance standards for students and assessment methods in the following ten subject areas: (1) English; (2) Math; (3) Science; (4) Geography; (5) History; (6) Skills for a healthy life; (7) Government and citizenship; (8) Fine arts; (9) Technological competence; (10) World languages.

• **Student Testing.** Measure student achievement of academic standards at three benchmark levels: (1) ages 8-10; (2) ages 12-14; and ages 16-18. Measures will be tied to standards.

• **Certificates of Mastery.** Issue state "Certificates of Mastery" to students who reach the standards of the third benchmark.

• **Increased Student Contact Time.** Require a minimum of 180 days of student contact annually exclusive of staff inservice days and approved school closures. Increase student contact days to 200 by the year 2000.

• **Thirteen-Year Funding.** Fund students for 13 years of education through the age of 19, including tuition reimbursement for college credits.

• **Early Childhood Education.** In recognition that improved academic achievement for all students lies in strong early childhood education and strong parental support, the State Board will encourage all communities in Alaska, in concert with their schools, to form broad-based coalitions to develop a plan to assure that children enter school ready to learn, and to structure primary school programs so that children receive a solid base upon which to build success in school and in later life.

KEEPING KIDS IN SCHOOL

• **School Conservation Corps.** Create a School Conservation Corps, combining public service work with school work.

• **Vocational Programs.** Encourage school districts to establish business-supported vocational programs that will prepare students to successfully enter the workforce or attend a post-secondary school.

• **Residential High Schools.** Assess the need and feasibility for building additional residential high schools and adding dormitories at existing high schools.

REMOVING BARRIERS TO INNOVATION AND EXCELLENCE

• **Reporting Student Contact Time.** Allow school districts to report student contact time in hours instead of days.

• **Regulation Review.** Review Alaska education regulations every six years.

• **Waivers from Regulations.** Establish waivers for state education regulations so that school districts can use innovative approaches to improve student achievement.

• **Swift Filing of Regulations.** Establish shorter timelines for regulation approval following the public comment period. Leave time for thorough public review.

After standards are completed

U

R

U

U

RFP

R

Com. Working - new establish standards

★ RFP has noticed to study boarding school

IF there is a need for another

RAISING STANDARDS FOR EDUCATORS

- **Educator Training Standards.** Adopt state standards for educator training institutions requiring: (1) earlier and more responsible field experience for prospective educators; (2) education skill tests for applicants before admission to teacher or administrator programs.
- **Additional Certification Requirements.** Add the following state certification requirements for new educators: (1) a satisfactory score on an educator assessment test (for example, the National Teacher Exam), and (2) one year of satisfactory teaching experience or one year of successful internship under a master teacher prior to receiving a Type A certificate.
- **Knowledge of Technology.** Require competency in educational technology for initial teacher certification and certification renewal.
- **Technology Training.** Provide statewide training and support in educational technology for teachers.
- **Master Teachers.** Establish a master teacher certificate endorsement.

IMPROVING INSTRUCTION AND ADMINISTRATION

- **Staff Evaluation.** Revise certificated staff evaluation process to include parent and student comments, training for evaluators, and an independent audit of the evaluation process every three years.
- **Educator Tenure.** Amend the Alaska educator tenure law as follows: (1) application for tenure may be made after two years of service in a school district under a regular teaching certificate; (2) evaluations and recommendations must be presented with application; (3) local tenure review board must approve the application, subject to final approval by the local school board; (4) unsuccessful applicants may reapply annually.
- **Research and Development.** Provide funding to support research and development including grants for effective student incentive programs.
- **Telecommunications Network.** Combine existing networks to create a statewide educational telecommunications network, accessible to all schools, that will support audio, video, and data.
- **Telecommunications Reporting System.** Implement a statewide administrative telecommunications reporting system.

MAKING DOLLARS COUNT

- **Sharing Costs.** Each school district should pay a portion of the cost of education. S for CIP list R for operating
- **School Price Index.** Develop an Alaska school price index to provide funding equity to the diverse geographical regions of the state. S
- **Financial Standards.** Adopt state standards for financial reporting by school districts.
- **Transportation Costs.** School districts should be reimbursed for transportation at the lower of the district operated rate or the competitive bid rate for pupil transportation.
- **Rental Provision.** Include a rental provision in the foundation program so school districts can rent schools instead of owning them.

KEEPING SCHOOLS SAFE AND MODERN

- **Capital Funding Priorities.** Fund the following priorities on the state's school construction list: Priority 1 (Health/Life/Safety) & Priority 3 (Protection of Structures) to clear a backlog exceeding \$100 million. S
- **New Schools and Classrooms.** Fund the following priority on the state's school construction list: Priority 2 (Unhoused Students), which will cost \$100 million annually in addition to a backlog of \$250 million. S
- **Sharing Capital Costs.** Change state capital projects funding from 100% grants to state and local sharing on a sliding scale, based on a community's ability to pay. S
- **School Construction Standards.** Adopt state standards for school construction including space, quality of materials, costs, and standards to make possible the most effective use of current and anticipated information. (For example, telecommunications access for all classrooms.) want to do by Regs this S
- **Funding Major Maintenance.** Provide annual set-aside for Major Maintenance of \$20-\$40 million annually. (Major Maintenance is a proposed new category of funding that combines the current Priority 3, Protection of Structures, and Priority 4, Code Upgrades.) S
- **Preventive Maintenance.** Require school districts to demonstrate ongoing preventive maintenance as a condition for state funding of Major Maintenance.

SECTIONAL ANALYSIS

Senate Bill 62

"An Act relating to the public school foundation program; and providing for an effective date."

Section 1 amends AS 14.17.021(b) to conform to the new section AS 14.17.049, by substituting the terms Alaska school price index for area cost differential.

Section 2 is a technical change clarifying the source of funding for centralized correspondence study.

Section 3 amends AS 14.17.024(a) to conform to the new section AS 14.17.049, by substituting the terms Alaska school price index for area cost differential.

Section 4 allows for an editorial change in the introductory subsection of allowable instructional units. This section also adds a new paragraph which includes a consideration of the number of units for gifted and talented education as determined under the new section AS 14.17.048.

Section 5 changes the method for calculating vocational educational instructional units so that a calculation will be based on multiplying the secondary student enrollment in a funding community by a supplemental revenue weighting factor specified in regulations adopted by the department. Each district will receive a minimum of 1.00 instructional unit for the district's vocational educational program.

Section 6 excludes gifted children from the special educational instructional unit calculation.

Section 7 adds a new section to calculate gifted and talented instructional units. The formula multiplies by .045 the elementary and secondary student enrollment by a supplemental revenue weighting factor specified in regulations adopted by the department.

- A new section defines the Alaska school price index, which is based on average expenditures for educational goods and services as reported by a district in fiscal year 1989 and 1992.
- Categories are weighted based on salaries and benefits and other expenses for educational goods and services.

- The Alaska school price index will be adjusted in fiscal year 1997 and every three years thereafter based on a national school price index.
- Districts may be required to submit uniform expenditure reports.
- A new district index will be based on a comparison to similarly situated districts.

Section 8 postpones the districts submittal of the student count estimate from October 15 to November 20th. It is the expectation that districts will then be able to utilize current data to make estimations for the succeeding fiscal year.

Section 9 allows the commissioner, upon written request, to permit a district to use a 20 day student counting period from the same year.

Section 10 adds a new subsection to allow the commissioner, upon written request, for good cause to allow some flexibility in the district student counting period.

Section 11 repeals three statutory sections as follows:

- Subsection (b) of AS 14.17.031. Allowable instructional units.
- The section on the area cost differential.
- The section on state's support of programs for gifted children.
- The repeal sections are nullified by changes outlined in other sections of the bill.

Section 12 is a hold harmless clause that district funding shall not be less than the amount of the district's basic need as calculated for fiscal year 1993 except in cases of a reduction in student enrollment.

Section 13 allows for the department to adopt regulations to implement the Act.

Section 14 allows for a separate effective date for sec. 13.

Section 15 provides for an effective date for the remainder of the bill.

Senate Bill 62

"An Act relating to the public school foundation program"

Alaska School Price Index

- The Alaska School Price Index (ASPI) will replace the current area cost differential in calculating the districts' foundation support.
- The ASPI is a weighted price differential based on expenditures as reported by districts during FY 89 and FY 92.

Vocational Education/Gifted Instructional Units

- Vocational education instructional units will be calculated by multiplying enrollment in grades 9-12 by a revenue weighting factor.
- Gifted and talented instructional units will be calculated by multiplying the enrollment in grades K-12 by 4 1/2%, and then multiplying that product by a revenue weighting factor.

Hold Harmless

- To ensure that no district is negatively impacted by the proposed changes, a school district's basic need, for fiscal years 1994-96, will not be less than the amount received in FY 1993.

Student Enrollment Projection

- To improve state budget planning, a later date is established for school districts to submit student enrollment projections.

Forward Funding

- To provide a forward funding mechanism, a district may, upon the Commissioner's approval, use a counting period from the preceding school year to calculate the district's foundation support, if it generates more revenue.

Alaska School Price Index

- * Is the result of an Alaska 2000 Finance Committee recommendation
- * Replaces the current area cost differential in the public school foundation formula
- * Reflects the current expenditures of individual districts
- * Is based on a weighted educational goods and services market basket
- * Weights market basket mix - 65% certified salaries, 20% non-certified salaries and 15% non-personnel expenditures, based on the actual expenditures of eight base districts
- * Compares each district's expenditures in fiscal years 1989 and 1992 to the average expenditures of Anchorage, Mat-Su, Kenai, Juneau, Ketchikan, Sitka, Petersburg and Wrangell for certified salaries and non-certified salaries for three representative measures
- * Weights certified salaries 50% for 2 year average of published salary schedule for 3 pay ranges; BA, 0 years, MA, 7 years and MA + 36 hours, 10 years and 50% for two year average paid salaries
- * Weights non-certified salaries based on 2 year average of entry level step for custodian, school secretary and instructional aide
- * Weights non-personnel expenditures based on 1988 McDowell Group non-personnel unit price differential market basket, of 30 items common to all school districts
- * Adds weight for additional resource input needs as Districts get small, based on 1984 resource cost model study

Alaska School Price Index Committee

One major criticism of the existing formula for distributing state aid is the area cost differential, primarily because it is based on geographic differences of *household costs of living*, not the costs of delivering *comparable educational programs*. In response to this concern, the Alaska 2000 Finance Committee recommended and the Board of Education approved formation of the Alaska School Price Index (ASPI) Committee to further study the issue. Represented on the committee were school district superintendents, assistant superintendents and business managers, NEA/Alaska, the Association of Alaska School Boards, Office of Management and Budget, Department of Labor and individuals from private enterprise having specific knowledge of school district needs and related expenditures.

The committee was charged with defining an educational market basket of goods and services, by expenditure type, necessary to provide an Alaskan education to each student, regardless of location. For analysis of each component in the defined market basket as to expenditure mix and unit price, the committee selected the eight districts which currently have an area cost differential of 1.00 as the base. In the base, the expenditure mix was calculated to be 65% certified salaries and benefits, 20% non-certified salaries and benefits and 15% non-personnel expense. The justification given for the three components was that expenditures represented by each component vary differently when comparing individual school district unit prices of each expenditure type to the base. The committee suggested that each district's actual unit price be compared against the average of the base and that the data selected for analysis needed to be readily available and defensible.

In addition, the committee identified the specific data needed from each district to perform the comparative analysis and how it should be collected and validated. Direct pricing methodology was selected, holding the percentage of each budget component equal to that of the average percentage of the base districts, as opposed to reverse pricing which was utilized in setting the current area cost differentials. Direct pricing provides incremental increases in revenue for each market basket component as its individual unit price varies from the average base, rather than one incremental increase in total dollars.

The Public School Foundation Formula will retain the instructional unit measure of revenue. The ASPI will replace the current area cost differential utilized in the formula to adjust units. It will serve as the adjustment factor needed to ensure that each student has reasonable access to a comparable educational program. The instructional unit total will be multiplied by the new Alaska School Price Index to determine basic need and the resulting state aid.

WALTER J. HICKEL
GOVERNOR



STATE OF ALASKA
OFFICE OF THE GOVERNOR
JUNEAU

January 22, 1993

The Honorable Rick Halford
President of the Senate
Alaska State Legislature
State Capitol
Juneau, AK 99801-1182

Dear President Halford:

Under the authority of art. III, sec. 18, of the Alaska Constitution, I am transmitting a bill that makes statutory changes to improve the public school foundation program, which aids our public schools. The bill implements certain recommendations of the finance committee of Alaska 2000, as approved by the state Board of Education. Alaska 2000 represents a year-long study of the public school system in Alaska by Alaskans to recommend improvements and new directions.

The public school foundation program has been the subject of much debate in Alaska. The public school foundation program represents a significant portion of Alaska's operating budget. This bill improves this financing program and addresses many concerns of the school districts, the public, and the state Board of Education.

Sections 1 and 3 replace the words "area cost differential" with "Alaska school price index" to conform to the substantive changes made by new AS 14.17.049. New AS 14.17.049, in sec. 7 of the bill, creates the Alaska school price index to replace the existing area cost differential in AS 14.17.051 for determining public school foundation program support. The index will be calculated based on a weighted average of actual expenditures for fiscal years 1989 and 1992 for educational goods and services reported by a district or group of similar districts. The index will be adjusted every three years, beginning in fiscal year 1997, by a national elementary and secondary school price index as designated in regulations adopted by the Department of Education. This change should make it easier for a district to estimate its support from the foundation program, subject to legislative appropriation. Also, the amount of the support should be more reflective of actual expenditure history and school needs than is the area cost differential currently fixed in statute.

The Honorable Rick Halford
January 22, 1993
Page 2

The bill also makes adjustments to the way centralized correspondence study students are counted for determining foundation support. Presently, all centralized correspondence study students are counted only as elementary students, even though they may be enrolled in the centralized correspondence study program as a secondary student. Section 2 of the bill allows secondary correspondence students to be properly classified.

The bill also addresses the need for additional vocational education in the public schools. The bill revises the foundation aid program to base financial support on total secondary student enrollment, rather than on the number of students enrolled in vocational education courses. Also, each district is assured of a minimum of one instructional unit for vocational education under the foundation program. See sec. 5 of the bill.

The bill also makes adjustments to the foundation program for calculation of financial support to a district for its gifted and talented program. Under the bill, the district receives support on a flat percentage rate of total student count. Presently, financial support is based on each student identified and served as a gifted child by the district. The bill also repeals a provision (AS 14.30.315) that requires the department to approve a district's program for gifted children in order for the district to be eligible for state foundation aid. The changes are designed to give districts more flexibility and to remove incentives to identify students as gifted in order to receive additional state aid. See secs. 6, 7, and 11 of the bill.

The bill also establishes a later date for school districts to submit to the department the student count estimates on which foundation support is based. This additional time should facilitate more accurate estimates and eliminate the need for districts to submit numerous amended estimates in order to reflect actual enrollment more accurately. See sec. 8 of the bill.


Additionally, the bill authorizes a district to request use of a different 20-school-day counting period to determine the student enrollment on which school foundation support is based. Presently, a district must use a 20-school-day counting period in October or February of a school year or, alternatively, another 20-school-day period in the same school year if the district receives permission from the commissioner of education. The existing counting periods provide little flexibility to a district that is experiencing decreased enrollment in the current school year. The bill would allow the district to receive permission to use the preceding school year's actual enrollment during the October, February, or other 20-school-day counting period, in order to allow for more predictable financial support and less volatility in receipt of state aid. This provision of the bill is intended to operate as a forward funding mechanism, so that districts can obligate themselves in the spring and summer for the following school year without fear that a lower actual enrollment will occur which will substantially decrease foundation aid, after the district has committed itself to certain contractual obligations. See secs. 9 and 10 of the bill.

The Honorable Rick Halford
January 22, 1993
Page 3

Finally, since the bill makes some major adjustments in how foundation aid is calculated, sec. 12 of the bill protects a district so that its basic need for aid under AS 14.17.021(b) for fiscal years 1994, 1995, and 1996 will not be less than the amount calculated under the present formula, unless there is a reduction in student enrollment.

This bill represents the collective wisdom of the many Alaskans through Alaska 2000 to improve the way the state provides financial aid to school districts. Given the amount of the state budget at stake in this important program, it is essential that the program be run efficiently and effectively to benefit all Alaskans, especially the children of Alaska. I urge your early consideration of this important legislation.

Sincerely,

A handwritten signature in cursive script, reading "Walter J. Hickel". The signature is written in dark ink and is positioned above the printed name and title.

Walter J. Hickel
Governor

WALTER J. HICKEL
GOVERNOR



STATE OF ALASKA
OFFICE OF THE GOVERNOR
JUNEAU

62

January 22, 1993

The Honorable Rick Halford
President of the Senate
Alaska State Legislature
State Capitol
Juneau, AK 99801-1182

Dear President Halford:

Under the authority of art. III, sec. 18, of the Alaska Constitution, I am transmitting a bill that makes statutory changes to improve the public school foundation program, which aids our public schools. The bill implements certain recommendations of the finance committee of Alaska 2000, as approved by the state Board of Education. Alaska 2000 represents a year-long study of the public school system in Alaska by Alaskans to recommend improvements and new directions.

The public school foundation program has been the subject of much debate in Alaska. The public school foundation program represents a significant portion of Alaska's operating budget. This bill improves this financing program and addresses many concerns of the school districts, the public, and the state Board of Education.

Sections 1 and 3 replace the words "area cost differential" with "Alaska school price index" to conform to the substantive changes made by new AS 14.17.049. New AS 14.17.049, in sec. 7 of the bill, creates the Alaska school price index to replace the existing area cost differential in AS 14.17.051 for determining public school foundation program support. The index will be calculated based on a weighted average of actual expenditures for fiscal years 1989 and 1992 for educational goods and services reported by a district or group of similar districts. The index will be adjusted every three years, beginning in fiscal year 1997, by a national elementary and secondary school price index as designated in regulations adopted by the Department of Education. This change should make it easier for a district to estimate its support from the foundation program, subject to legislative appropriation. Also, the amount of the support should be more reflective of actual expenditure history and school needs than is the area cost differential currently fixed in statute.

The Honorable Rick Halford
January 22, 1993
Page 2

The bill also makes adjustments to the way centralized correspondence study students are counted for determining foundation support. Presently, all centralized correspondence study students are counted only as elementary students, even though they may be enrolled in the centralized correspondence study program as a secondary student. Section 2 of the bill allows secondary correspondence students to be properly classified.

The bill also addresses the need for additional vocational education in the public schools. The bill revises the foundation aid program to base financial support on total secondary student enrollment, rather than on the number of students enrolled in vocational education courses. Also, each district is assured of a minimum of one instructional unit for vocational education under the foundation program. See sec. 5 of the bill.

The bill also makes adjustments to the foundation program for calculation of financial support to a district for its gifted and talented program. Under the bill, the district receives support on a flat percentage rate of total student count. Presently, financial support is based on each student identified and served as a gifted child by the district. The bill also repeals a provision (AS 14.30.315) that requires the department to approve a district's program for gifted children in order for the district to be eligible for state foundation aid. The changes are designed to give districts more flexibility and to remove incentives to identify students as gifted in order to receive additional state aid. See secs. 6, 7, and 11 of the bill.

The bill also establishes a later date for school districts to submit to the department the student count estimates on which foundation support is based. This additional time should facilitate more accurate estimates and eliminate the need for districts to submit numerous amended estimates in order to reflect actual enrollment more accurately. See sec. 8 of the bill.

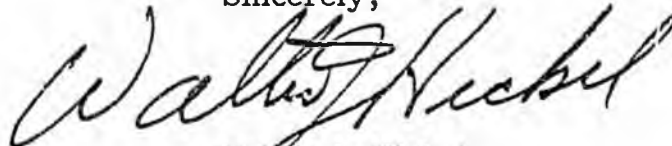
Additionally, the bill authorizes a district to request use of a different 20-school-day counting period to determine the student enrollment on which school foundation support is based. Presently, a district must use a 20-school-day counting period in October or February of a school year or, alternatively, another 20-school-day period in the same school year if the district receives permission from the commissioner of education. The existing counting periods provide little flexibility to a district that is experiencing decreased enrollment in the current school year. The bill would allow the district to receive permission to use the preceding school year's actual enrollment during the October, February, or other 20-school-day counting period, in order to allow for more predictable financial support and less volatility in receipt of state aid. This provision of the bill is intended to operate as a forward funding mechanism, so that districts can obligate themselves in the spring and summer for the following school year without fear that a lower actual enrollment will occur which will substantially decrease foundation aid, after the district has committed itself to certain contractual obligations. See secs. 9 and 10 of the bill.

The Honorable Rick Halford
January 22, 1993
Page 3

Finally, since the bill makes some major adjustments in how foundation aid is calculated, sec. 12 of the bill protects a district so that its basic need for aid under AS 14.17.021(b) for fiscal years 1994, 1995, and 1996 will not be less than the amount calculated under the present formula, unless there is a reduction in student enrollment.

This bill represents the collective wisdom of the many Alaskans through Alaska 2000 to improve the way the state provides financial aid to school districts. Given the amount of the state budget at stake in this important program, it is essential that the program be run efficiently and effectively to benefit all Alaskans, especially the children of Alaska. I urge your early consideration of this important legislation.

Sincerely,

A handwritten signature in black ink, appearing to read "Walter J. Hickel". The signature is written in a cursive style with a large, sweeping initial "W".

Walter J. Hickel
Governor

FISCAL NOTE

STATE OF ALASKA

BILL NO. CSSB 62 (CRA)

1994 LEGISLATIVE SESSION

Revision Date: 4/4/94

Department Affected: Education

Title: An act relating to the public school foundation program; and providing for an effective date.

BRU: K-12

Component: Foundation Program

Sponsor: Governor by Senate Rules Committee

Requestor: Senate Community & Regional Affairs

COMPONENT SERIAL NO. 141

Expenditures/Revenues:

(Thousands of Dollars)

OPERATING	FY 95	FY 96	FY 97	FY 98	FY 99	FY 00
PERSONAL SERVICES						
TRAVEL						
CONTRACTUAL						
SUPPLIES						
EQUIPMENT						
LAND & STRUCTURES						
GRANTS, CLAIMS	10,038.8	13,881.3 to 16,331.3	13,601.8 to 16,051.8	13,329.9 to 15,779.9	13,649.4 to 16,099.4	13,976.9 to 16,426.9
MISCELLANEOUS						
TOTAL OPERATING	10,038.8	13,881.3 to 16,331.3	13,601.8 to 16,051.8	13,329.9 to 15,779.9	13,649.4 to 16,099.4	13,976.9 to 16,426.9

CAPITAL						
---------	--	--	--	--	--	--

REVENUE FUND SOURCE:						
----------------------	--	--	--	--	--	--

FUNDING:

(Thousands of Dollars)

1002 Federal Receipts						
1003 GF Match						
1004 GF						
1005 GF/Program Receipts						
1006 GF/MHTIA						
Other						
TOTAL						

POSITIONS:

FULL-TIME						
PART-TIME						
TEMPORARY						

Estimate of current year (FY94) impact: \$ _____

ANALYSIS: (Attach a separate page if necessary.)

This fiscal note is based upon amendments proposed by the Community and Regional Affairs Committee. Beginning in FY96, the range of values presented above is due to the implementation of the Alaska School Price Index which is projected to impact the Foundation Program by an amount between \$550.0 and \$3,000.0. See attached spreadsheets for additional detail.

Prepared by: Duarte Guiley
 Division: School Finance

Phone: 465-8679
 Date: April 4, 1994

Approved by Commissioner: _____
 Agency: Education

Jerry Covey
 Date: April 4, 1994

PREPARER TO PROVIDE ALL DISTRIBUTION COPIES TO GOVERNOR'S LEGISLATIVE OFFICE

For further distribution information call the Governor's Legislative Office

ALASKA DEPARTMENT OF EDUCATION
 PROJECTED FY95 FOUNDATION PROGRAM
 CSSB62(CRA)

4/4/94 FILE: CSSB62.XLS

	Section 3 Req. Local at 50% of BN	Section 4 Decently Funding Communities Less than 16	Section 5 AS 14.17.031(b) Amended to 5% Hold Harmless	Section 6 Elem. Divisor	Section 7 Single Site to 900 ADM	Totals of CSSB62(CRA) Sections 3 through 7
ADAK	\$0	\$0	\$0	\$0	\$148,840	\$148,840
ALASKA GATEWAY	0	(106,750)	0	0	0	(106,750)
ALEUTIAN REGION	0	0	0	0	30,500	30,500
ALEUTIANS EAST	0	(106,140)	0	0	0	(106,140)
ANCHORAGE	0	0	0	5,818,180	0	5,818,180
ANNETTE ISLANDS	0	0	0	0	166,530	166,530
BERING STRAIT	0	0	0	0	0	0
BRISTOL BAY	0	0	0	0	0	0
CHATHAM	0	(272,060)	279,075	0	0	7,015
CHUGACH	0	(9,150)	0	0	0	(9,150)
COPPER RIVER	0	(111,020)	0	0	0	(111,020)
CORDOVA	0	0	0	28,060	217,160	245,220
CRAIG	0	0	0	0	151,890	151,890
DELTA/GREELY	0	(104,310)	0	84,180	228,750	208,620
DENALI	0	0	0	0	0	0
DILLINGHAM	0	0	0	33,550	0	33,550
FAIRBANKS	0	0	0	1,928,820	0	1,928,820
GALENA	0	0	0	0	156,160	156,160
HAINES	0	(128,100)	0	0	179,290	48,190
HOONAH	0	0	0	0	126,270	126,270
HYDABUIG	0	0	0	0	102,480	102,480
IDITAROD	0	(470,310)	252,083	0	0	(218,228)
JUNEAU	0	0	0	658,190	0	658,190
KAKE	0	0	0	0	136,640	136,640
KASHUNAMIUT	0	0	0	0	206,180	206,180
KENAI	0	(90,280)	0	686,250	0	595,970
KETCHIKAN	0	0	0	265,350	0	265,350
KLAWOCK	0	0	0	0	158,600	158,600
KODIAK	0	(218,990)	0	272,670	0	53,680
KUSPUK	0	(162,260)	0	0	0	(162,260)
LAKE AND PENINSULA	0	(373,320)	256,658	0	0	(116,663)
LOWER KUSKOKWIM	0	(121,390)	0	187,880	0	66,490
LOWER YUKON	0	0	0	0	0	0
MAT-SU	0	(114,070)	0	891,820	0	777,750
NENANA	0	0	0	0	164,090	164,090
NOME	0	0	0	70,150	264,740	334,890
NORTH SLOPE	(2,242,848)	0	0	137,860	0	(2,104,988)
NORTHWEST ARCTIC	0	0	0	88,450	0	88,450
PELICAN	0	0	0	0	56,730	56,730
PETERSBURG	0	0	0	51,240	199,470	250,710
PRIIBLOF	0	0	0	0	0	0
SITKA	0	(227,530)	484,950	176,900	0	434,320
SKAGWAY	0	0	0	0	115,290	115,290
SOUTHEAST	0	(579,500)	414,953	0	0	(164,548)
SOUTHWEST	0	(128,100)	0	0	0	(128,100)
ST. MARY'S	0	0	0	0	119,560	119,560
TANANA	0	0	0	0	122,000	122,000
UNALASKA	(402,966)	0	0	0	200,690	(202,276)
VALDEZ	(767,868)	0	0	80,520	265,960	(421,388)
WRANGELL	0	0	0	28,060	151,890	179,950
YAKUTAT	0	0	0	0	126,270	126,270
YUKON FLATS	0	(131,150)	0	0	0	(131,150)
YUKON/KOYUKUK	0	(125,050)	0	0	0	(125,050)
YUPIIT	0	0	0	0	0	0
STATE CCS	0	0	0	0	0	0
Mt. EDGE CUMBE	0	0	63,135	0	0	63,135
TOTALS	(\$3,413,682)	(\$3,579,480)	\$1,750,853	\$11,488,130	\$3,792,980	\$10,038,801

Section 3 increases the required local effort for North Slope, Unalaska and Valdez from 35% of the prior years basic need to 50%.
 Section 4 requires funding communities with less than 16 ADM to be funded as district correspondence students.
 Section 5 amends AS 14.17.031(b), hold harmless section, from 10% change in K-12 units to 5% change in K-12 units.
 Section 6 changes the divisor for elementary instructional units from 17 to 16.
 Section 7 adds a table for single site districts up to 900 ADM. Because of section 4, Haines Borough is now a single site district.

FISCAL NOTE

STATE OF ALASKA

BILL NO. CS SB62(CRA)

1993 LEGISLATIVE SESSION

Revision Date: _____

Department Affected: Education

Title: An act relating to the Public School

BRIJ: K-12

Foundation Program

Component: Foundation Program

Sponsor: Governor

Requestor: Governor

COMPONENT SERIAL NO. 141

Expenditures/Revenues:

(Thousands of Dollars)

OPERATING	FY 94	FY 95	FY 96	FY 97	FY 98	FY 99
PERSONAL SERVICES						
TRAVEL						
CONTRACTUAL						
SUPPLIES						
EQUIPMENT						
LAND & STRUCTURES						
GRANTS, CLAIMS	1,515.7	1,576.3	1,639.4	1,705.0	1,773.2	1,884.1
MISCELLANEOUS						
TOTAL OPERATING	1,515.7	1,576.3	1,639.4	1,705.0	1,773.2	1,884.1

CAPITAL						
---------	--	--	--	--	--	--

REVENUE FUND SOURCE:						
----------------------	--	--	--	--	--	--

FUNDING:

(Thousands of Dollars)

1002 Federal Receipts						
1003 GF Match						
1004 GF	1,515.7	1,576.3	1,639.4	1,705.0	1,773.2	1,884.1
1005 GF/Program Receipts						
1006 GF/MHTIA						
Other						
TOTAL	1,515.7	1,576.3	1,639.4	1,705.0	1,773.2	1,884.1

POSITIONS:

FULL-TIME						
PART-TIME						
TEMPORARY						

Estimate of current year (FY93) impact: \$ _____

ANALYSIS: (Attach a separate page if necessary.)

Assumes a 4% annual increase after FY94 due to estimated population growth.

Prepared by: Eddy Jeans

Phone: 465-8685

Division: School Finance

Date: 3-31-92

Approved by Commissioner: _____

Jerry Covey

Agency: Education

Date: 3-31-93

PREPARER TO PROVIDE ALL DISTRIBUTION COPIES TO GOVERNOR'S LEGISLATIVE OFFICE

For further distribution information call the Governor's Legislative Office

FISCAL NOTE

No. 1

Bill Version: SB 62

(S) Publish Date: 1/22/93

STATE OF ALASKA

1993 LEGISLATIVE SESSION

Revision Date: _____

Department Affected: Education

Title: An Act relating to the public school foundation program: and providing for an effective date.

BRU: School Finance

Component: Foundation Program

Sponsor: Governor

Requestor: Governor

COMPONENT SERIAL NO. 141

Expenditures/Revenues:

(Thousands of Dollars)

OPERATING	FY 94	FY 95	FY 96	FY 97	FY 98	FY 99
PERSONAL SERVICES						
TRAVEL						
CONTRACTUAL						
SUPPLIES						
EQUIPMENT						
LAND & STRUCTURES						
GRANTS, CLAIMS	12,463.9	12,936.7	13,428.4	*13,296.3	13,828.1	14,381.3
MISCELLANEOUS						
TOTAL OPERATING	12,463.9	12,936.7	13,428.4	*13,296.3	13,828.1	14,381.3

CAPITAL						
----------------	--	--	--	--	--	--

REVENUE FUND SOURCE:						
-----------------------------	--	--	--	--	--	--

UNDING:

(Thousands of Dollars)

1002 Federal Receipts						
1003 GF Match						
1004 GF	12,463.9	12,936.7	13,428.4	*13,296.3	13,828.1	14,381.3
1005 GF/Program Receipts						
1006 GF/MHTIA						
Other						
TOTAL	12,463.9	12,936.7	13,428.4	*13,296.3	13,828.1	14,381.3

POSITIONS:

FULL-TIME						
PART-TIME						
TEMPORARY						

Estimate of current year (FY93) impact: \$0 _____

ANALYSIS: (Attach a separate page if necessary.) This fiscal note assumes a 4% annual increase in the GF appropriation for the Foundation Program due to projected increases in student enrollment. The appropriation necessary for the hold harmless in Section 12 does not increase by 4%. Sectional analysis is attached.

*Note: Hold harmless to FY93 Basic Need is discontinued in FY97. See Sec. 12.

Prepared by: Duane Guiley
 Division: School Finance

Phone: 465-2891
 Date: 1/14/93

Approved by Commissioner: 
 Agency: Education

Date: 1-15-93

PREPARER TO PROVIDE ALL DISTRIBUTION COPIES TO GOVERNOR'S LEGISLATIVE OFFICE

For further distribution information call the Governor's Legislative Office

"An Act relating to the public school foundation program; and providing for an effective date."

Sectional Analysis

Sec. 2

Amends AS 14.17.022 to allow Centralized Correspondence Study to utilize both the elementary and secondary tables to generate the number of instructional units for foundation funding. CCS computes instructional units utilizing the elementary table under the existing formula.

Sec. 3

The proposed Alaska School Price Index for the adjacent school district is greater than its existing area cost differential of 1.00. As in current law, Mt. Edgecumbe would also benefit from this increase.

Sec. 4

This section amends the current formula to include Gifted and Talented as allowable instructional units as computed under AS 14.17.048.

Sec. 5

This section amends the method of computing the Vocational Education instructional units, and eliminates the need for full time equivalent student calculations and individual course weights.

Sec. 6

This section removes Gifted and Talented instructional units from the existing Special Education unit computations.

Sec. 7

AS 14.17.048, establishes a new section and method for computing the Gifted and Talented instructional units.

AS 14.17.049, establishes the Alaska School Price Index as the adjustment applied to the total number of instructional units for determining basic need and state aid allocations. The Alaska School Price Index is based on actual average expenditures for staff and educational goods and services in individual school districts.

Sec. 8

Changes the reporting date of foundation projections from October 15th to November 20th. This will allow school districts to use current year data to more accurately prepare the foundation projections.

Sec. 9

This section limits an alternative student count period to a 20 consecutive school day period within the current school year.

Sec. 10

This section will allow school districts upon approval of the Commissioner to use prior year student data to compute current year foundation entitlements.

Sec. 11

This section repeals the following sections of statute:

AS 14.17.031(b) is the existing hold harmless provision for declining enrollment, which has been replaced with the option of utilizing prior year student data.

AS 14.17.051 is the existing area cost differentials to be replaced by the Alaska School Price Index.

AS 14.30.315 requires a school district to have a Gifted and Talented plan approved by the Department in order to receive Gifted and Talented funding through the foundation program.

Sec. 12

This section is the transitional hold harmless section for the proposed changes. Under the proposed changes, if a district's BASIC NEED is less than it was in FY93 the district is held harmless at the 1993 BASIC NEED for 3 years.

WALTER J. HICKEL
GOVERNOR



STATE OF ALASKA
OFFICE OF THE GOVERNOR
JUNEAU

62

January 22, 1993

The Honorable Rick Halford
President of the Senate
Alaska State Legislature
State Capitol
Juneau, AK 99801-1182

Dear President Halford:

Under the authority of art. III, sec. 18, of the Alaska Constitution, I am transmitting a bill that makes statutory changes to improve the public school foundation program, which aids our public schools. The bill implements certain recommendations of the finance committee of Alaska 2000, as approved by the state Board of Education. Alaska 2000 represents a year-long study of the public school system in Alaska by Alaskans to recommend improvements and new directions.

The public school foundation program has been the subject of much debate in Alaska. The public school foundation program represents a significant portion of Alaska's operating budget. This bill improves this financing program and addresses many concerns of the school districts, the public, and the state Board of Education.

Sections 1 and 3 replace the words "area cost differential" with "Alaska school price index" to conform to the substantive changes made by new AS 14.17.049. New AS 14.17.049, in sec. 7 of the bill, creates the Alaska school price index to replace the existing area cost differential in AS 14.17.051 for determining public school foundation program support. The index will be calculated based on a weighted average of actual expenditures for fiscal years 1989 and 1992 for educational goods and services reported by a district or group of similar districts. The index will be adjusted every three years, beginning in fiscal year 1997, by a national elementary and secondary school price index as designated in regulations adopted by the Department of Education. This change should make it easier for a district to estimate its support from the foundation program, subject to legislative appropriation. Also, the amount of the support should be more reflective of actual expenditure history and school needs than is the area cost differential currently fixed in statute.

The Honorable Rick Halford
January 22, 1993
Page 2

The bill also makes adjustments to the way centralized correspondence study students are counted for determining foundation support. Presently, all centralized correspondence study students are counted only as elementary students, even though they may be enrolled in the centralized correspondence study program as a secondary student. Section 2 of the bill allows secondary correspondence students to be properly classified.

The bill also addresses the need for additional vocational education in the public schools. The bill revises the foundation aid program to base financial support on total secondary student enrollment, rather than on the number of students enrolled in vocational education courses. Also, each district is assured of a minimum of one instructional unit for vocational education under the foundation program. See sec. 5 of the bill.

The bill also makes adjustments to the foundation program for calculation of financial support to a district for its gifted and talented program. Under the bill, the district receives support on a flat percentage rate of total student count. Presently, financial support is based on each student identified and served as a gifted child by the district. The bill also repeals a provision (AS 14.30.315, that requires the department to approve a district's program for gifted children in order for the district to be eligible for state foundation aid. The changes are designed to give districts more flexibility and to remove incentives to identify students as gifted in order to receive additional state aid. See secs. 6, 7, and 11 of the bill.

The bill also establishes a later date for school districts to submit to the department the student count estimates on which foundation support is based. This additional time should facilitate more accurate estimates and eliminate the need for districts to submit numerous amended estimates in order to reflect actual enrollment more accurately. See sec. 8 of the bill.


Additionally, the bill authorizes a district to request use of a different 20-school-day counting period to determine the student enrollment on which school foundation support is based. Presently, a district must use a 20-school-day counting period in October or February of a school year or, alternatively, another 20-school-day period in the same school year if the district receives permission from the commissioner of education. The existing counting periods provide little flexibility to a district that is experiencing decreased enrollment in the current school year. The bill would allow the district to receive permission to use the preceding school year's actual enrollment during the October, February, or other 20-school-day counting period, in order to allow for more predictable financial support and less volatility in receipt of state aid. This provision of the bill is intended to operate as a forward funding mechanism, so that districts can obligate themselves in the spring and summer for the following school year without fear that a lower actual enrollment will occur which will substantially decrease foundation aid, after the district has committed itself to certain contractual obligations. See secs. 9 and 10 of the bill.

The Honorable Rick Halford
January 22, 1993
Page 3

Finally, since the bill makes some major adjustments in how foundation aid is calculated, sec. 12 of the bill protects a district so that its basic need for aid under AS 14.17.021(b) for fiscal years 1994, 1995, and 1996 will not be less than the amount calculated under the present formula, unless there is a reduction in student enrollment.

This bill represents the collective wisdom of the many Alaskans through Alaska 2000 to improve the way the state provides financial aid to school districts. Given the amount of the state budget at stake in this important program, it is essential that the program be run efficiently and effectively to benefit all Alaskans, especially the children of Alaska. I urge your early consideration of this important legislation.

Sincerely,

A handwritten signature in cursive script, reading "Walter J. Hickel". The signature is written in dark ink and is positioned above the printed name and title.

Walter J. Hickel
Governor

A REVIEW

THE ALASKA SCHOOL FOUNDATION FUNDING PROGRAM

JANUARY 1994

THE FOUNDATION PROGRAM is based on the "instructional unit" method of funding.

TERMS AND CONCEPTS printed on page 2, when used with the two mathematical formulas below and the numerical data on page 4, provide for understanding the foundation law.

THE FORMULA USED TO CALCULATE BASIC NEED:

$$\text{BASIC NEED} = (\text{INSTRUCTIONAL UNITS}) \times (\text{AREA COST DIFFERENTIAL}) \times (\$61,000)$$

THE FORMULA USED TO CALCULATE STATE FOUNDATION AID:

$$\text{STATE FOUNDATION AID} = (\text{BASIC NEED}) - (\text{LOCAL EFFORT}) - (90\% \text{ ELIGIBLE PL 81-874})$$



TERMS AND CONCEPTS:

ADM (AVERAGE DAILY MEMBERSHIP) - The average of the number of students enrolled in a school district or specific school program (vocational education, bilingual education, special education) over a specified fall or spring student count period. The more students a district has in Average Daily Membership, the more instructional units the district generates increasing the funding it receives through the foundation program.

AREA COST DIFFERENTIAL - A factor multiplied by a school district's instructional units to adjust for costs associated with geographic conditions, sparsity and location of various school districts. Factors vary between 1.0 and 1.46, depending usually on remoteness of the district.

BASIC NEED - An amount of money determined by multiplying the area cost differential by the number of a school district's allowable instructional units times the instructional unit value, set by the legislature. The foundation program sets the instructional unit value at \$61,000. (See page 4, column A)

INSTRUCTIONAL UNIT - A number represented by a group of students identified by grade level and the student profile dependent on whether the students are enrolled in vocational, special or bilingual education programs.

INSTRUCTIONAL UNIT VALUE - The amount under the foundation formula is \$61,000 per instructional unit and is established by law.

PL 81-874 - Federal Law PL 81-874, impact aid to education, provides federal funds to school districts for children of parents living and/or working on federal property as an "in lieu of local tax revenue." Under the foundation program 90 percent of each school district's eligible PL 81-874 receipts is subtracted from the district's basic need. (See page 4, column E)

REQUIRED LOCAL EFFORT - Under the law, city and borough school districts are required to contribute the lesser amount of:

- (1) the equivalent amount generated by a four mill tax levy based on the full and true value of the taxable real and personal property in the school district in the second preceding year (two years prior); or
- (2) 35 percent of a school district's basic need for the preceding school year.

In addition to the required local effort school districts are allowed to contribute the greater of an equivalent of 2.0 mills or \$14,030 per adjusted unit to hold disparities in funding per instructional unit among school districts to no more than 25 percent. The amount of local effort, either in the 4 mill equivalent or 35 percent basic need, is subtracted from a school district's basic need. Since Regional Education Attendance Areas do not have authority to collect taxes, there is no deduction for the local contribution portion of basic need in these districts. (See page 4, column B)

STATE FOUNDATION AID - The amount of state money school districts are entitled to receive under the Public School Foundation Program, after local and federal shares are deducted. (See page 4, column F)

OTHER ISSUES:

ALASKA'S PUBLIC SCHOOL FOUNDATION PROGRAM, AS 14.17 enables the state to meet fiscal equalization criteria outlined in the federal PL 81-874 law, commonly known as the "disparity test." Alaska must meet the guidelines in order to utilize approximately \$44 million in PL 81-874 funds within the state foundation plan as general revenues.

PL 81-874 DISPARITY TEST - The federal PL 81-874 disparity test measures the disparity in local school district revenues. The test takes into consideration designated state and local revenues. Under guidelines of the disparity test, the range of revenues may not vary more than 25 percent between the school district that raises the lowest amount of revenue per instructional unit and the school district that raises the greatest amount. Since federal regulations allow states to eliminate five percent of the weighted instructional units at the top of the scale and five percent at the bottom, Alaska eliminates both of its oil rich school districts, Valdez and North Slope Borough, which contribute considerably more than 25 percent beyond the lowest amount. Since REAAs are not authorized to raise local taxes, five percent of the units at the bottom of the scale can be from any REAA. The disparity test uses \$61,000 per instructional unit as the base.

CENTRALIZED CORRESPONDENCE SCHOOL - The law provides a formula for computing funds for the state Centralized Correspondence School. Instructional units are computed under the same formula used by elementary schools with more than 200 students and multiplied by 0.65.

DECLINING ENROLLMENT - The law contains language that protects districts from losing more than 10 percent of the prior year's K-12 instructional units by phasing in the reduction over four years.

DISTRIBUTION PROCEDURES - The Department of Education will make payment of foundation aid through monthly payments to school districts. The payments for the first nine months of each fiscal year will be based on actual instructional units for the prior school year. Payments for the last three months will be adjusted by current year instructional units. Any overpayments or underpayments made during the first nine months will be adjusted in the final three payments of the fiscal year. The first counting period will be during a 20-day period ending on the fourth Friday in each October. An optional 20-day count period ending the second Friday of February may be used to calculate foundation funding, if the February counting period yields more instructional units.

FUND BALANCE LIMITATION - The law prohibits districts from accumulating an unreserved fund balance of more than 10 percent of their operating expenditures and other uses for the year. The Department of Education must deduct the amount exceeding 10 percent from a school district's succeeding year's foundation entitlement.

FULL AND TRUE VALUE - The Department of Community and Regional Affairs will determine the full value of the taxable real and personal property in each city and borough school district for the purpose of calculating a school district's required local effort.

GATHERING/REPORTING STUDENT DATA - The statute requires districts to report to the Department of Education by October 15 of each school year an estimate of its student population for the next school year. The Department of Education will use the estimates to determine the amount of state foundation aid to seek from the Legislature for the following school year.

ALASKA DEPARTMENT OF EDUCATION
PROJECTED FY95 FOUNDATION PROGRAM ENTITLEMENTS

12/28/93 File:FND95PJ.XLS

The Department of Education has not verified the unit computations submitted by the local school districts.

	BASIC NEED \$61,000	REQUIRED LOCAL	ELIGIBLE PL81-874	PL81-874 PERCENT	DEDUCTIBLE PL81-874 @ 90%	PROJ FY95 FOUNDATION STATE AID	100% PL-874 FLOW THRU	FOUND / PL-874 TOTAL
ADAK	\$2,609,050	\$0	\$2,553,804	100.00%	\$2,296,424	\$510,626	\$510,626	
ALASKA GATEWAY	5,321,640	0	508,985	100.00%	458,087	4,863,553	4,863,553	
ALEUTIAN REGION	614,270	0	76,256	100.00%	68,630	545,640	545,640	
ALEUTIANS EAST	4,165,080	354,556	681,577	38.65%	235,473	3,574,051	3,574,051	
ANCHORAGE	236,718,430	46,286,976	11,121,400	66.33%	6,639,142	183,792,312	11,563,296	
ANNETTE ISLANDS	2,524,180	0	1,359,422	100.00%	1,223,480	1,300,700	1,300,700	
BERING STRAIT	18,828,260	0	4,621,488	100.00%	4,159,339	14,668,921	14,668,921	
BRISTOL BAY	2,468,060	725,389	321,793	65.16%	188,712	1,453,359	1,553,959	
CHATHAM	3,034,140	0	871,530	100.00%	784,377	2,249,763	2,249,763	
CHUGACH	1,839,150	0	1,574,79	100.00%	150,731	1,688,419	1,688,419	
COPPEE RIVER	5,125,220	0	107,781	100.00%	97,003	5,028,217	5,028,217	
CORDOVA	3,250,080	699,530	25,457	71.83%	16,457	2,534,093	2,534,093	
CRAIG	2,394,860	230,473	22,324	82.33%	16,541	2,147,846	2,147,846	
DELTA/GREELY	6,268,360	0	1,198,701	100.00%	1,078,831	5,189,529	5,189,529	
DENALI	3,290,340	290,290	36,935	100.00%	33,242	2,966,806	2,966,806	
DILLINGHAM	4,015,020	508,666	448,202	70.89%	285,957	3,220,397	3,220,397	
FAIRBANKS	80,594,420	13,508,127	8,819,301	53.50%	4,246,493	62,839,800	9,364,978	
GALENA	1,603,080	77,535	421,031	30.22%	114,512	1,411,033	1,411,033	
HAINES	2,650,450	497,022	25,394	47.49%	10,854	2,142,574	2,142,574	
HOONAH	2,120,970	92,511	319,676	15.84%	45,573	1,982,886	1,982,886	
HYDABURG	1,049,200	22,746	22,791	63.18%	12,959	1,013,495	1,013,495	
IDITAROD	5,549,170	0	776,739	100.00%	699,065	4,850,105	4,850,105	
JUNEAU	28,851,780	6,297,556	22,676	48.35%	9,867	22,544,357	22,544,357	
KAKE	1,414,590	68,925	377,092	32.25%	109,451	1,236,214	1,236,214	
KASHUNAMIUT	2,234,430	0	363,248	100.00%	326,923	1,907,507	1,907,507	
KENAI	58,535,600	13,501,144	111,123	51.41%	51,416	44,983,040	44,983,040	
KETCHIKAN	13,542,610	3,817,402	12,019	57.34%	6,203	9,719,005	9,719,005	
KLAWOCK	1,670,180	59,233	367,336	45.57%	150,656	1,460,291	1,460,291	
KODIAK	17,323,390	3,374,472	1,446,596	91.59%	1,192,444	12,756,474	1,507,336	
KUSPUK	5,715,090	0	743,280	100.00%	666,952	5,046,138	5,046,138	
LAKE AND PENINSULA	7,271,200	273,430	1,375,534	23.22%	287,459	6,710,311	6,710,311	
LOWER KUSKOKWIM	35,664,870	0	6,152,458	100.00%	5,537,212	30,127,658	30,127,658	
LOWER YUKON	16,735,110	0	4,383,677	100.00%	3,945,309	12,790,651	12,790,651	
MAT-SU	63,578,470	8,151,165	19,580	50.62%	8,920	55,418,385	55,418,385	
NENANA	1,677,570	58,514	3,913	82.24%	2,896	1,616,090	1,616,090	
NOME	5,457,670	491,030	58,083	43.90%	22,949	4,943,691	4,943,691	
NORTH SLOPE	15,425,680	5,042,443	3,542,719	21.44%	683,603	9,699,634	9,699,634	
NORTHWEST ARCTIC	18,622,080	1,229,936	2,997,217	58.43%	1,576,147	15,815,997	15,815,997	
PELICAN	601,460	56,179	0	82.44%	0	545,281	545,281	
PETERSBURG	3,866,790	767,300	21,215	52.60%	10,081	3,089,379	3,089,379	
PRIBILOF	2,060,580	0	498,136	100.00%	448,322	1,612,258	1,612,258	
SITKA	8,721,780	2,161,916	212,378	58.41%	111,645	6,448,219	6,448,219	
SKAGWAY	1,176,690	358,574	0	73.02%	0	818,116	818,116	
SOUTHEAST	4,884,880	0	616,557	100.00%	554,901	4,329,979	4,329,979	
SOUTHWEST	7,196,170	0	1,439,811	100.00%	1,295,830	5,900,340	5,900,340	
ST. MARY'S	1,313,940	17,753	163,890	43.47%	64,119	1,232,068	1,232,068	
TANANA	1,255,380	44,884	238,373	43.16%	92,594	1,117,902	1,117,902	
UNALASKA	2,901,770	945,805	485	72.03%	314	1,955,651	1,955,651	
VALDEZ	5,130,100	1,798,311	58,567	46.18%	24,342	3,307,447	3,307,447	
WRANGELL	3,067,080	532,244	2,424	46.40%	1,012	2,533,824	2,533,824	
YAKUTAT	1,333,460	99,661	52,279	28.23%	13,283	1,220,516	1,220,516	
YUKON FLATS	5,852,340	0	845,318	100.00%	760,786	5,091,554	5,091,554	
YUKON/KOYUKUK	8,003,610	0	1,337,579	100.00%	1,203,821	6,799,989	6,799,989	
YUPIIT	4,931,850	0	1,156,980	100.00%	1,041,282	3,890,568	3,890,568	
STATE CCS	5,538,190	0	0	100.00%	0	3,599,824	3,599,824	
MI. EDGE CUMBE	1,609,790	0	0	100.00%	0	1,609,790	83,264	
TOTALS	\$759,400,590	\$112,441,728	\$63,128,609		\$43,067,621	\$601,952,075	\$22,598,874	
							\$624,551,740	
						CONTRACTUAL	3,886,260	
						ESTIMATED PRIOR YEAR ADJUSTMENTS	1,500,000	
						EST. FY95 FOUNDATION ENTITLEMENT	\$629,938,009	

TABLE OF INSTRUCTIONAL UNITS

COMBINED. ELEMENTARY & SECONDARY INSTRUCTIONAL UNITS

Instructional units for funding communities with fewer than 200 students in grades K-6 or fewer than 200 students in grades 7-12 are determined by the formula:

ADM	UNITS
1-10	2
11-20	$2 + \frac{(ADM - 10)}{5}$
21-60	$4 + \frac{(ADM - 20)}{8}$
61-120	$9 + \frac{(ADM - 60)}{12}$
121- 525	$14 + \frac{(ADM - 120)}{15}$

Elementary instructional units for funding communities with more than 200 students in grades K-6 are determined by the formula:

$$UNITS = 15 + \frac{(ADM - 200)}{17}$$

Secondary instructional units for funding communities with more than 200 students in grades 7-12 are determined by the formula:

$$UNITS = 18 + \frac{(ADM - 200)}{13}$$

Kindergarten students who attend less than four hours a day are counted as 0.5 ADM.

District correspondence or other students who do not regularly attend school on a daily basis are counted in the appropriate grade level of the funding community with the highest ADM in the district.

VOCATIONAL EDUCATION

$$FTE * X \text{ WEIGHTING FACTOR} * .05 = \text{VOCATIONAL EDUCATION UNITS}$$

MINIMUM FUNDING: Any funding community in which a vocational education course, approved by the Dept. of Education, is operated receives a minimum of .10 instructional units for vocational education, or each school district in which such a course is operated receives a minimum of 1.00 units whichever is greater.

FACTOR PROGRAM

.5 CATEGORY 1 contains 16 programs: health, consumer and homemaking, horticulture, commercial art, clothing and textiles, general marketing, food production, renewable and natural resources, forestry, agriculture services and supplies, transportation and travel, wildlife management, business management, child care management and surveying.

.5 CATEGORY 2 contains 7 programs: aircraft mechanics, communication technologies, commercial photography, agriculture mechanics, accounting and related, small engine mechanic and automotive body repair.

FACTOR PROGRAM

.5 CATEGORY 3 contains 9 programs: agricultural production, welding, industrial education, woodworking, automobile mechanics, electrical technician, drafting, fisheries and diesel engine mechanics.

.5 CATEGORY 4 contains 3 programs: graphics, secretarial and word processing, and construction trades.

* Full Time Equivalent

SPECIAL EDUCATION

$$\text{NUMBER OF STUDENTS} * \text{WEIGHTING FACTOR} = \text{SPECIAL EDUCATION UNITS}$$

MINIMUM FUNDING: Any funding community in which a special education program, approved by the Department of Education, is operated receives a minimum of 0.25 instructional units for special education, or any school district in which such a program is operated receives a minimum of 1.00 such units, whichever is greater.

FACTOR PROGRAM

.025 GIFTED AND TALENTED
.056 RESOURCES

FACTOR PROGRAM

0.1 SELF-CONTAINED
.333 INTENSIVE/HOSPITAL HOMEBOUND

BILINGUAL EDUCATION

$$\text{WEIGHTING FACTOR} * X \text{ STUDENT COUNT} * .042 = \text{BILINGUAL EDUCATION UNITS}$$

MINIMUM FUNDING: Any funding community in which a bilingual program, approved by the Dept. of Education, is operated receives a minimum of 0.10 instructional units for bilingual education, or each school district in which such a program is operated receives a minimum of 1.00 such units, whichever is greater.

FACTOR PROGRAM

1 CATEGORY A: Students who speak a language other than English exclusively.

1 CATEGORY B: Students who speak mostly a language other than English, but also speak some English.

2 CATEGORY C: Students who speak a language other than English and English with equal ease.

FACTOR PROGRAM

.2 CATEGORY D: Students who speak mostly English but also speak a language other than English.

.1 CATEGORY E: Students who speak English exclusively but whose manner of speaking reflects the grammatical structure of another language.

*Language dominance category weighting factor.

ALASKA DEPARTMENT OF EDUCATION
 PROJECTED FY95 FOUNDATION PROGRAM ENTITLEMENTS

12/28/93 File:FND95PJ.XLS

The Department of Education has not verified the unit computations submitted by the local school districts.

	PROJ. FY95 ADM	K-12 UNITS	BIL./ BIC.	SPEC. ED.	VOC. ED.	FY95 PROJ. INSTR. UNITS	AREA DIFF.	ADJUSTED FY95 INSTR. UNITS
ADAK	150.00	33.26	1.00	1.00	1.00	35.26	1.27	46.05
ALASKA GATEWAY	512.00	63.08	1.00	8.23	1.00	73.31	1.19	67.24
ALEUTIAN REGION	16.00	4.69	1.00	1.00	1.00	7.69	1.31	10.07
ALEUTIANS EAST	375.00	46.88	0.00	4.24	1.00	52.12	1.31	63.28
ANCHORAGE	46,416.50	3,109.79	86.65	646.09	38.10	3,652.65	1.00	3,880.63
ANNETTE ISLANDS	407.00	33.13	1.00	5.04	1.00	40.17	1.03	41.38
BERING STRAIT	1,590.00	187.06	13.89	19.13	1.98	222.06	1.39	308.66
BRISTOL BAY	278.00	26.67	1.00	3.19	1.00	31.86	1.27	40.46
CHATHAM	308.00	42.20	1.00	4.09	1.00	48.29	1.03	49.74
CHUGACH	133.00	22.64	1.00	1.81	1.00	25.45	1.14	30.15
COPPER RIVER	599.00	66.39	1.00	5.31	1.00	73.70	1.14	84.02
CORDOVA	511.15	40.08	1.00	5.92	1.00	48.00	1.11	53.28
CRAIG	363.00	30.20	1.00	5.92	1.00	38.12	1.03	39.26
DELTA/GREELY	971.00	72.46	1.00	14.13	1.00	88.59	1.16	102.76
DENALI	372.00	39.70	0.00	3.15	1.00	43.85	1.23	53.94
DILLINGHAM	523.00	40.38	1.19	9.26	1.00	51.83	1.27	65.82
FAIRBANKS	15,611.00	1,067.22	6.01	184.57	12.60	1,270.40	1.04	1,321.22
GALENA	149.00	16.42	1.00	1.80	1.00	20.21	1.30	26.28
HAINES	425.00	36.33	0.00	4.05	1.00	41.38	1.05	43.45
HOONAH	270.00	24.00	1.00	6.19	1.00	32.19	1.08	34.77
HYDABURG	115.00	13.58	1.00	1.12	1.00	16.70	1.03	17.20
IDITAROD	413.00	59.65	1.00	6.75	1.00	68.40	1.33	90.97
JUNEAU	5,394.45	367.35	3.84	98.71	3.09	472.98	1.00	472.98
KAKE	181.00	18.07	1.00	2.45	1.00	22.52	1.03	23.19
KASHUNAMIUT	228.00	21.20	1.99	3.35	1.00	27.54	1.33	36.63
KENAI	10,199.00	811.08	19.53	118.32	10.67	959.60	1.00	959.60
KETCHIKAN	2,770.00	193.86	2.02	22.47	3.66	222.01	1.00	222.01
KLAWOCK	225.00	21.00	1.00	3.58	1.00	26.58	1.03	27.38
KODIAK	2,757.51	220.54	5.83	31.31	2.86	260.54	1.09	283.99
KUSPUK	459.00	61.94	1.00	6.50	1.00	70.44	1.33	93.69
LAKE AND PENN.	502.00	82.21	1.00	6.78	1.00	90.93	1.31	119.20
LOWER KUSKOKWIM	3,161.50	326.34	45.85	36.24	3.31	411.74	1.42	584.67
LOWER YUKON	1,648.66	174.45	9.27	17.78	1.73	203.23	1.35	274.36
MATSU	11,880.00	881.47	9.20	138.86	12.74	1,042.27	1.00	1,042.27
NENANA	190.00	18.67	1.00	2.25	1.00	22.92	1.20	27.50
NOME	727.95	53.98	1.00	10.77	1.02	66.77	1.34	89.47
NORTH SLOPE	1,704.50	154.22	7.97	10.41	1.80	174.40	1.45	252.88
NORTHWEST ARCTIC	1,863.00	182.62	4.14	21.35	2.43	210.54	1.45	305.28
PELICAN	45.00	7.13	0.00	1.00	1.00	9.13	1.08	9.86
PETERSBURG	733.00	54.50	1.00	6.89	1.00	63.39	1.00	63.39
PRIBILOF	170.00	21.63	1.00	2.35	1.00	25.98	1.30	33.78
SITKA	1,749.00	125.94	1.00	14.10	1.94	142.98	1.00	142.98
SKAGWAY	135.00	15.00	1.00	1.37	1.00	18.37	1.05	19.29
SOUTHEAST	418.00	69.25	1.00	5.64	1.11	77.00	1.04	80.08
SOUTHWEST	595.00	73.32	10.17	5.56	1.00	90.05	1.31	117.97
ST. MARY'S	103.00	12.58	1.00	1.99	1.00	16.57	1.30	21.54
TANANA	106.00	12.83	1.00	1.00	1.00	15.83	1.30	20.58
UNALASKA	396.00	32.40	1.00	3.06	1.00	37.46	1.27	47.57
VALDEZ	900.00	65.58	0.00	9.19	1.00	75.77	1.11	84.10
WRANGELL	533.00	41.53	1.00	6.75	1.00	50.28	1.00	50.28
YAKUTAT	150.00	16.00	1.00	2.24	1.00	20.24	1.08	21.86
YUKON FLATS	398.00	59.06	1.15	4.50	1.00	65.71	1.46	95.94
YUKON/KOYUKUK	609.00	82.34	2.05	11.72	1.81	97.92	1.34	131.21
YUPIIT	366.00	42.03	7.82	6.49	1.00	57.34	1.41	80.85
STATE CCS	1,488.44	90.79	0.00	0.00	0.00	90.79	1.00	90.79
M. EDGE CUMBE	270.00	23.39	1.00	1.00	1.00	26.39	1.00	26.39
TOTALS	123,563.66	9,510.11	270.57	1,557.96	139.85	11,478.49		12,449.19

FY94 FOUNDATION FUNDING COMMUNITY				
SCHOOL DISTRICT	FUNDING COMMUNITY	ADM BY COMMUNITY	ADM BY DISTRICT	
REAA	ADAK	ADAK	495.20	495.20
REAA	ALASKA GATEWAY	ALCAN BORDER	8.00	525.55
		DOT LAKE	21.30	
		EAGLE	37.00	
		MENTASTA	33.50	
		NORTHWAY	87.00	
		TANACROSS	20.20	
		TETLIN	34.00	
		TOK	284.55	
REAA	ALEUTIAN REGION	ATKA	16.00	16.00
C/B	ALEUTIAN EAST	AKUTIA	20.00	369.00
		COLD BAY	17.00	
		FALSE PASS	21.00	
		KING COVE	159.00	
		NELSON LAGOON	11.00	
		SAND POINT	141.00	
C/B	ANCHORAGE	ANCHORAGE	39,420.46	45,645.36
		EAGLE RIVER	6,070.15	
		GIRDWOOD	154.75	
REAA	ANNETTE ISLAND	ANNETTE	407.00	407.00
REAA	BERING STRAIT	BREVIG MISSION	77.00	1,539.15
		DIOMEDE	62.95	
		ELIM	95.00	
		GAMBELL	166.30	
		GOLOVIN	46.30	
		KOYUK	75.00	
		SAVOONGA	130.20	
		SHAKTOOLIK	63.70	
		SHISHMAREF	174.35	
		ST. MICHAEL	108.25	
		STEBBINS	150.35	
		TELLER	80.75	
		UNALAKLEET	208.25	
		WALES	50.25	
		WHITE MOUNTAIN	50.50	
C/B	BRISTOL BAY	BRISTOL BAY	255.60	271.60
		SOUTH NAKNEK	16.00	
REAA	CHATHAM	ANGOON	157.35	326.55
		CUBE COVE	31.00	
		ELFIN COVE	11.00	
		GUSTAVUS	85.50	
		HOBART BAY	8.00	
		KLUKWAN	24.70	
		TENAKEE SPRINGS	9.00	

FY94 FOUNDATION FUNDING COMMUNITY				
SCHOOL DISTRICT	FUNDING COMMUNITY	ADM BY COMMUNITY	ADM BY DISTRICT	
REAA	CHUGACH	CHENEGA BAY	26.00	122.75
		ICY BAY	6.80	
		TATITLEK	31.95	
		TWO MOON BAY	5.10	
		WHITTIER	53.00	
STATE	CCS	CCS	1,475.14	1,475.14
REAA	COPPER RIVER	CHISTOCHINA	15.25	596.75
		COPPER CENTER	77.50	
		GAKONA	22.85	
		GLENNALLEN	345.60	
		KENNY LAKE	104.75	
		LOTTIE SPARKS	6.00	
		SLANA	24.80	
C/B	CORDOVA	CORDOVA	511.15	511.15
C/B	CRAIG	CRAIG	367.00	367.00
REAA	DELTA/GREELY	DELTA JUNCTION	983.70	989.70
		HEALY LAKE	6.00	
C/B	DENALI	ANDERSON	118.25	375.15
		CANTWELL	26.50	
		HEALY	230.40	
C/B	DILLINGHAM	DILLINGHAM	485.50	485.50
C/B	FAIRBANKS	FAIRBANKS	10,577.50	15,408.00
		NORTH POLE	3,078.50	
		SALCHA	73.00	
		TWO RIVERS	126.00	
		EIELSON	1,553.00	
C/B	GALENA	GALENA	133.10	133.10
C/B	HAINES	HAINES	394.05	409.05
		MOSQUITO LAKE	15.00	
C/B	HOONAH	HOONAH	267.00	267.00
C/B	HYDABURG	HYDABURG	109.20	109.20
REAA	IDITAROD	ANVIK	26.00	398.95
		GRAYLING	63.75	
		HOLY CROSS	71.05	
		LAKE MINCHUMINA	8.00	
		LIME VILLAGE	8.50	
		MCGRATH	142.60	
		NIKOLAI	16.00	
		SHAGELUK	42.75	
		TAKOTNA	12.30	
		TELIDA	8.00	

FY94 FOUNDATION FUNDING COMMUNITY				
SCHOOL DISTRICT	FUNDING COMMUNITY	ADM BY COMMUNITY	ADM BY DISTRICT	
C/B	JUNEAU	JUNEAU	5,394.45	5,394.45
C/B	KAKE	KAKE	175.25	175.25
REAA	KASHUNAMIUT	CHEVAK	207.60	207.60
C/B	KENAI PENINSULA	ANCHOR POINT	230.60	9,846.05
		BEIUGA	8.00	
		COOPER LANDING	48.35	
		ENGLISH BAY	46.00	
		HOMER	1,280.60	
		HOPE	31.50	
		KACHEMAK SELO	63.30	
		KASIILOF	273.75	
		KENAI	1,722.55	
		MCNEIL CANYON	183.90	
		MOOSE PASS	34.00	
		NIKISKI	1,118.50	
		NIKOLAEVSK	162.90	
		NINILCHIK	194.75	
		PORT GRAHAM	38.00	
		RAZDOUNA	36.45	
		SELDOVIA	96.60	
		SEWARD	843.15	
		SOLDOTNA	2,940.75	
		STERLING	354.50	
	TYONEK	34.05		
	VOZNESENKA	103.85		
C/B	KETCHIKAN		2,735.38	2,736.38
C/B	KLAWOCK	KLAWOCK	210.00	210.00
C/B	KODIAK ISLAND	AKHIOK	30.38	2,747.82
		BIG SANDY LAKE	12.00	
		CHIRIAK	33.20	
		DANGER BAY	20.00	
		KARLUK	13.00	
		KODIAK	2,428.63	
		LARSEN BAY	21.80	
		OLD HARBOR	86.38	
		OUZINKIE	42.50	
	PORT LIONS	59.93		
REAA	KUSPUK	ANIAK	168.95	443.75
		CHUATHBALUK	35.00	
		CROOKED CREEK	31.60	
		RED DEVIL	25.75	
		SLEETMUTE	22.25	
		STONY RIVER	14.50	
		UPPER KALSKAG	95.20	
	LOWER KALSKAG	50.50		

FY94 FOUNDATION FUNDING COMMUNITY				
SCHOOL DISTRICT	FUNDING COMMUNITY	ADM BY COMMUNITY	ADM BY DISTRICT	
C/B	LAKE & PENINSULA	CHIGNIK BAY	32.25	497.40
		CHIGNIK LAGOON	25.60	
		CHIGNIK LAKE	55.00	
		EGEGIK	25.00	
		IGIUGIG	11.00	
		IVANOF BAY	11.00	
		KOKHANOK	45.50	
		LEVELOK	26.00	
		NEWHALEN	81.75	
		NONDALTON	61.45	
		PEDRO BAY	18.65	
		PERRYVILLE	34.00	
		PILOT POINT	23.00	
		PORT ALSWORTH	14.00	
		PORT HEIDEN	33.20	
REAA	LOWER KUSKOKWIM	AKIUK	70.00	2,963.73
		AKULA	70.60	
		ATMAUTLAUK	76.50	
		BETHEL	1,125.00	
		CHEFORNAK	98.28	
		EEK	57.50	
		GOODNEWS BAY	61.40	
		KIPNUK	154.30	
		KONGIGANAK	88.60	
		KWETHLUK	160.40	
		KWIGILLINGOK	82.25	
		MEKORYUK	38.85	
		NAPAKIAK	76.00	
		NAPASKIAK	92.00	
		NEWTOK	94.00	
		NIGHTMUTE	43.35	
		NUNAPITCHUK	119.35	
	OSCARVILLE	10.50		
	PLATINUM	8.00		
	QUINHAGAK	129.50		
	TOKSOOK BAY	132.50		
	TUNTUTULIAK	87.60		
	TUNUNAK	87.25		
REAA	LOWER YUKON	ALAK/NAK	160.15	1,585.25
		EMMONAK	211.10	
		COOPER BAY	298.95	
		KOTLIK	159.45	
		MARSHALL	89.15	
		MOUNTAIN VILLAGE	232.75	
		PILOT STATION	151.30	
		PITKAS POINT	39.00	
		RUSSIAN MISSION	87.00	
		SCAMMON BAY	110.85	
	SHELDON POINT	45.55		

FY94 FOUNDATION FUNDING COMMUNITY			
SCHOOL DISTRICT	FUNDING COMMUNITY	ADM BY COMMUNITY	ADM BY DISTRICT
STATE	MT EDGECEMSE	MT EDGECEMSE	281.60 281.60
C/B	MAT-SU	BERYOZAVA BIG LAKE BUJIE COLONY GLACIER VIEW HOUSTON MAT-SU VALLEY PALMER PT. MCKENZIE SKWENTNA SUTTON TALKEETNA TRAPPER CREEK WASILLA WILLOW	13.30 637.00 384.20 3,313.20 48.00 585.10 142.60 2,576.20 376.50 17.00 77.10 114.40 50.60 2,636.10 165.40
C/B	NENANA	NENANA	104.95 184.95
C/B	NOME	NOME	711.75 711.75
C/B	NORTH SLOPE	ANAKTUVUK PASS ATQASUK BARROW KAKTOVIK NUIQSUT POINT HOPE POINT LAY WAINWRIGHT	79.75 44.75 902.25 43.20 108.00 217.30 48.55 179.25
C/B	NORTHWEST ARCTIC	AMBLER BUCKLAND DEERING KIANA KIVANNA KOBUK KOTZEBUE NOATAK NOORVIK SELAWIK SHUNGNAK	107.35 118.50 42.40 132.90 111.65 18.15 717.00 108.75 177.10 204.95 65.50
C/B	PELICAN	PELICAN	45.00 45.00
C/B	PETERSBURG	PETERSBURG	711.10 711.10
HEAA	PRIBILOF	ST. GEORGE ST. PAUL	43.00 117.80
C/B	SITKA	CORNER BAY FALSE PASS SITKA	11.20 25.10 1,837.08

FY94 FOUNDATION FUNDING COMMUNITY			
SCHOOL DISTRICT	FUNDING COMMUNITY	ADM BY COMMUNITY	ADM BY DISTRICT
C/B	SKAGWAY	SKAGWAY	143.00 143.00
REAA	SOUTHEAST ISLAND	BRUCE HILL CRAIK EDNA BAY HOLLIS HOWARD VALENTINE JR GILDERSLEEVE KASAAN LABOUCHERE BAY MEYER CHUCK NAUKATI POLK INLET PORT ALEXANDER PORT PROTECTION ROWAN BAY SMITH COVE THORNE BAY WHALE PASS	7.00 17.00 14.00 21.20 42.70 14.45 3.00 17.00 8.00 35.15 11.00 22.65 13.25 12.00 5.00 151.35 19.00
REAA	SOUTHWEST REGION	ALEKNAGIK NORTH CLARKS POINT EKWOK KOLIGANEK MANOKOTAK NEW STUYA, HOK TOGIK TWIN HILLS	38.50 12.75 23.85 55.75 124.30 114.50 168.50 16.10
C/B	ST. MARY'S	ST. MARY'S	90.10 90.10
C/B	TANANA	TANANA	101.00 101.00
C/B	UNALASKA	UNALASKA	358.60 358.60
C/B	VALDEZ	VALDEZ	896.90 896.90
C/B	WRANGELL	WRANGELL	541.20 541.20
C/B	YAKUTAT	YAKUTAT	150.00 150.00
REAA	YUKON FLATS	ARCTIC VILLAGE BEAVER BIRCH CREEK CHALKYITSIK CIRCLE FORT YUKON NORTHERN LIGHTS RAMPART STEVENS VILLAGE VENETIE	39.70 24.10 11.00 25.80 22.00 154.20 22.20 16.00 23.00 54.90

FY94 FOUNDATION FUNDING COMMUNITY			
SCHOOL DISTRICT	FUNDING COMMUNITY	ADM BY COMMUNITY	ADM BY DISTRICT
REAA YUKON/KOYUKUK	ALLAKAKET	52.00	598.80
	BETTLES	9.00	
	HUGHES	16.30	
	HUSLIA	75.00	
	KALTAG	70.00	
	KOYUKUK	36.70	
	MANLEY HOT SPRINGS	20.20	
	MINTO	76.40	
	NULATO	181.20	
	RUBY	62.00	
REAA YUPIIT	AKIACHAK	140.00	366.00
	AKIAK	112.00	
	TULUKSAK	106.00	
TOTAL:			1,305.61

ALASKA DEPARTMENT OF EDUCATION
 PROJECTED FY95 FOUNDATION PROGRAM ENTITLEMENTS

12/28/93 File:FND95PJ.XLS

	BUDGETED FY94 LOCAL REVENUE	1993 FULL VALUE DETERMINATION
ADAK		
ALASKA GATEWAY	0	
ALEUTIAN REGION	0	
ALEUTIANS EAST	919,731	88,639,100
ANCHORAGE	69,784,000	11,571,743,930
ANNETTE ISLANDS	0	
BERING STRAIT	0	
BRISTOL BAY	1,113,226	181,347,300
CHATHAM	0	
CHUGACH	0	
COPPER RIVER	0	
CORDOVA	973,900	174,882,450
CRAIG	279,938	57,618,300
DELTA/GREELY	0	
DENALI	256,664	72,572,400
DILLINGHAM	717,500	127,166,600
FAIRBANKS	25,250,000	3,377,031,860
GALENA	256,573	19,383,700
HAINES	1,046,500	124,255,500
HOONAH	584,035	23,127,700
HYDABURG	36,000	5,686,500
IDITAROD	0	
JUNEAU	13,026,000	1,574,389,000
KAKE	213,738	17,231,200
KASHUNAMIUT	0	
KENAI	26,260,416	3,375,286,040
KETCHIKAN	6,656,993	954,350,400
KLAWOCK	129,980	14,808,300
KODIAK	3,684,400	843,618,100
KUSPUK	0	
LAKE AND PENINSULA	1,177,595	68,357,600
LOWER KUSKOKWIM	0	
LOWER YUKON	0	
MAT-SU	16,103,125	2,037,791,320
NENANA	71,149	14,628,600
NOME	1,118,504	122,757,400
NORTH SLOPE	23,513,705	12,160,137,490
NORTHWEST ARCTIC	2,104,920	307,484,000
PELICAN	68,147	14,044,800
PETERSBURG	1,453,406	191,832,400
PRIBILOF	0	
SITKA	3,701,524	540,479,000
SKAGWAY	491,073	89,643,500
SOUTHEAST	0	
SOUTHWEST	0	
ST. MARY'S	40,837	4,438,300
TANANA	104,000	11,221,100
UNALASKA	1,313,046	351,078,720
VALDEZ	3,893,970	1,117,648,910
WRANGELL	1,147,168	133,060,900
YAKUTAT	353,000	24,915,200
YUKON FLATS	0	
YUKON/KOYUKUK	0	
YUPIIT	0	
STATE CCS	0	
MI. EDGE CUMBE	0	
TOTALS	\$207,844,763	\$39,792,657,620

ALASKA DEPARTMENT OF EDUCATION
 FY95 PROJECTED FOUNDATION ENTITLEMENTS IF UNIT VALUE IS ADJUSTED.
 and PL81-874 FLOW THROUGH.

12/28/93 File:FND95PJ.XLS

This spreadsheet reflects the total FY95 foundation entitlements if the unit value of \$61,000 is increased by increments of \$100

ADJUSTED UNIT VALUE >	\$100	\$200	\$300	\$400	\$500
	\$61,100	\$61,200	\$61,300	\$61,400	\$61,500
ADAK	\$515,231	\$519,635	\$524,441	\$529,046	\$533,651
ALASKA GATEWAY	4,872,277	4,681,001	4,889,725	4,898,449	4,907,173
ALEUTIAN REGION	546,647	547,654	548,661	549,668	550,675
ALEUTIANS EAST	3,580,879	3,587,707	3,594,535	3,601,363	3,608,191
ANCHORAGE	195,823,571	196,211,734	196,599,797	196,987,850	197,375,913
ANNETTE ISLANDS	1,304,838	1,308,576	1,313,114	1,317,252	1,321,390
BERING STRAIT	14,699,787	14,730,353	14,761,519	14,792,385	14,823,251
BRISTOL BAY	1,558,005	1,562,051	1,566,097	1,570,143	1,574,189
CHATHAM	2,254,737	2,259,711	2,264,685	2,269,659	2,274,633
CHUGACH	1,691,434	1,694,449	1,697,464	1,700,479	1,703,494
COPPER RIVER	5,036,619	5,045,021	5,053,423	5,061,825	5,070,227
CORDOVA	2,539,421	2,544,749	2,550,077	2,555,405	2,560,733
CRAIG	2,151,772	2,155,698	2,159,624	2,163,550	2,167,476
DELTA/GREELY	5,199,805	5,210,081	5,220,357	5,230,633	5,240,909
DENALI	2,972,202	2,977,596	2,982,990	2,988,384	2,993,778
DILLINGHAM	3,226,979	3,223,561	3,240,143	3,246,725	3,253,307
FAIRBANKS	72,336,900	72,469,022	72,601,144	72,733,266	72,865,388
GALENA	1,413,661	1,416,289	1,418,917	1,421,545	1,424,173
HAINES	2,146,919	2,151,264	2,155,609	2,159,954	2,164,299
HOONAH	1,986,363	1,989,840	1,993,317	1,996,794	2,000,271
HYDABURG	1,015,215	1,016,935	1,018,655	1,020,375	1,022,095
IDITAROD	4,859,202	4,868,299	4,877,396	4,886,493	4,895,590
JUNEAU	22,591,655	22,638,953	22,686,251	22,733,549	22,780,847
KAKE	1,238,533	1,240,852	1,243,171	1,245,490	1,247,809
KASHUNAMIUT	1,911,170	1,914,833	1,918,496	1,922,159	1,925,822
KENAI	45,079,000	45,174,960	45,270,920	45,366,880	45,462,840
KETCHIKAN	9,741,206	9,763,407	9,785,608	9,807,809	9,830,010
KLAWOCK	1,463,029	1,465,767	1,468,505	1,471,243	1,473,981
KODIAK	14,292,209	14,320,608	14,349,007	14,377,406	14,405,805
KUSPUK	5,055,507	5,064,876	5,074,245	5,083,614	5,092,983
LAKE AND PENINSULA	6,722,231	6,734,151	6,746,071	6,757,991	6,769,911
LOWER KUSKOKWIM	30,185,125	30,244,592	30,303,059	30,361,526	30,419,993
LOWER YUKON	12,818,087	12,845,523	12,872,959	12,900,395	12,927,831
MAT-SU	55,522,612	55,626,839	55,731,066	55,835,293	55,939,520
NENANA	1,618,840	1,621,590	1,624,340	1,627,090	1,629,840
NOME	4,952,638	4,961,585	4,970,532	4,979,479	4,988,426
NORTH SLOPE	9,724,922	9,750,210	9,775,498	9,800,786	9,826,074
NORTHWEST ARCTIC	15,846,525	15,877,053	15,907,581	15,938,109	15,968,637
PELICAN	546,267	547,253	548,239	549,225	550,211
PETERSBURG	3,095,718	3,102,057	3,108,396	3,114,735	3,121,074
PRIBILOF	1,615,636	1,619,014	1,622,392	1,625,770	1,629,148
SITKA	6,462,517	6,476,815	6,491,113	6,505,411	6,519,709
SKAGWAY	820,045	821,974	823,903	825,832	827,761
SOUTHEAST	4,337,987	4,345,995	4,354,003	4,362,011	4,370,019
SOUTHWEST	5,912,137	5,923,934	5,935,731	5,947,528	5,959,325
ST. MARY'S	1,234,222	1,236,376	1,238,530	1,240,684	1,242,838
TANANA	1,119,960	1,122,018	1,124,076	1,126,134	1,128,192
UNALASKA	1,960,408	1,965,165	1,969,922	1,974,679	1,979,436
VALDEZ	3,315,857	3,324,267	3,332,677	3,341,087	3,349,497
WRANGELL	2,538,852	2,543,880	2,548,908	2,553,936	2,558,964
YAKUTAT	1,222,702	1,224,888	1,227,074	1,229,260	1,231,446
YUKON FLATS	5,101,148	5,110,742	5,120,336	5,129,930	5,139,524
YUKON/KOYUKUK	6,813,110	6,826,231	6,839,352	6,852,473	6,865,594
YUPIIT	3,898,653	3,906,738	3,914,823	3,922,908	3,930,993
STATE CCS	3,605,725	3,611,626	3,617,528	3,623,429	3,629,330
Mt. EDGECUMBE	1,695,693	1,698,332	1,700,971	1,703,610	1,706,249
SUB - TOTALS	\$625,793,490	\$627,035,231	\$628,276,973	\$629,518,714	\$630,760,455
CONTRACTUAL	3,886,260	3,886,260	3,886,260	3,886,260	3,886,260
EST. PRIOR YEAR ADJ.	1,500,000	1,500,000	1,500,000	1,500,000	1,500,000
FY95 EST. INCREASES	\$631,179,750	\$632,421,491	\$633,663,233	\$634,904,974	\$636,146,715

ALASKA DEPARTMENT OF EDUCATION
 FY95 PROJECTED FOUNDATION ENTITLEMENTS IF UNIT VALUE IS ADJUSTED.
 and PL81-874 FLOW THROUGH

12/28/93 File:FND95PJ.XLS

This spreadsheet reflects the total FY95 foundation entitlements if the unit value of \$61,000 is increased by increments of \$100.

ADJUSTED UNIT VALUE >	\$500	\$700	\$800	\$900	\$1,000
	\$51,500	\$61,700	\$61,800	\$61,900	\$62,000
ADAK	\$535,256	\$542,881	\$547,466	\$552,071	\$556,676
ALASKA GATEWAY	4,915,897	4,924,621	4,933,345	4,942,069	4,950,793
ALEUTIAN REGION	551,682	552,689	553,696	554,703	555,710
ALEUTIANS EAST	3,615,019	3,621,647	3,628,275	3,635,503	3,642,331
ANCHORAGE	197,763,936	198,152,049	198,540,112	198,928,175	199,316,238
ANNETTE ISLANDS	1,325,528	1,329,656	1,333,804	1,337,942	1,342,080
BERING STRAIT	14,854,117	14,884,983	14,915,849	14,946,715	14,977,581
BRISTOL BAY	1,578,235	1,582,281	1,586,327	1,590,373	1,594,419
CHATHAM	2,279,607	2,284,581	2,289,555	2,294,529	2,299,503
CHUGACH	1,706,509	1,709,524	1,712,539	1,715,554	1,718,569
COPPER RIVER	5,078,629	5,087,031	5,095,433	5,103,835	5,112,237
CORDOVA	2,566,061	2,571,389	2,576,717	2,582,045	2,587,373
CRAIG	2,171,402	2,175,328	2,179,254	2,183,180	2,187,106
DELTA/GREELY	5,251,185	5,261,461	5,271,737	5,282,013	5,292,289
DENALI	2,999,172	3,004,566	3,009,960	3,015,354	3,020,748
DILLINGHAM	3,259,889	3,266,471	3,273,053	3,279,635	3,286,217
FAIRBANKS	72,997,510	73,129,632	73,261,754	73,393,876	73,525,998
GALENA	1,426,801	1,429,429	1,432,057	1,434,685	1,437,313
HAINES	2,168,644	2,172,989	2,177,334	2,181,679	2,186,024
HOONAH	2,003,748	2,007,225	2,010,702	2,014,179	2,017,656
HYDABURG	1,023,815	1,025,535	1,027,255	1,028,975	1,030,695
IDITAROD	4,904,687	4,913,784	4,922,881	4,931,978	4,941,075
JUNEAU	22,828,145	22,875,443	22,922,741	22,970,039	23,017,337
KAKE	1,250,128	1,252,447	1,254,766	1,257,085	1,259,404
KASHUNAMIUT	1,929,485	1,933,148	1,936,811	1,940,474	1,944,137
KENAI	45,558,800	45,654,760	45,750,720	45,846,680	45,942,640
KETCHIKAN	9,852,211	9,874,412	9,896,613	9,918,814	9,941,015
KLAWOCK	1,476,719	1,479,457	1,482,195	1,484,933	1,487,671
KODIAK	14,434,204	14,462,603	14,491,002	14,519,401	14,547,800
KUSPUK	5,102,352	5,111,721	5,121,090	5,130,459	5,139,828
LAKE AND PENINSULA	6,781,831	6,793,751	6,805,671	6,817,591	6,829,511
LOWER KUSKOKWIM	30,478,460	30,536,927	30,595,394	30,653,861	30,712,328
LOWER YUKON	12,955,267	12,982,703	13,010,139	13,037,575	13,065,011
MAT-SU	56,043,747	56,147,974	56,252,201	56,356,428	56,460,655
NENANA	1,632,590	1,635,340	1,638,090	1,640,840	1,643,590
NOME	4,997,373	5,006,320	5,015,267	5,024,214	5,033,161
NORTH SLOPE	9,851,362	9,876,650	9,901,938	9,927,226	9,952,514
NORTHWEST ARCTIC	15,999,165	16,029,693	16,060,221	16,090,749	16,121,277
PELICAN	551,197	552,183	553,169	554,155	555,141
PETERSBURG	3,127,413	3,133,752	3,140,091	3,146,430	3,152,769
PRIBILOF	1,632,526	1,635,904	1,639,282	1,642,660	1,646,038
SITKA	6,534,007	6,548,305	6,562,603	6,576,901	6,591,199
SKAGWAY	829,690	831,619	833,548	835,477	837,406
SOUTHEAST	4,378,027	4,386,035	4,394,043	4,402,051	4,410,059
SOUTHWEST	5,971,122	5,982,919	5,994,716	6,006,513	6,018,310
ST. MARY'S	1,244,992	1,247,146	1,249,300	1,251,454	1,253,608
TANANA	1,130,250	1,132,308	1,134,366	1,136,424	1,138,482
UNALASKA	1,984,193	1,988,950	1,993,707	1,998,464	2,003,221
VALDEZ	3,357,907	3,366,317	3,374,727	3,383,137	3,391,547
WRANGELL	2,563,992	2,569,020	2,574,048	2,579,076	2,584,104
YAKUTAT	1,233,632	1,235,818	1,238,004	1,240,190	1,242,376
YUKON FLATS	5,149,118	5,158,712	5,168,306	5,177,900	5,187,494
YUKON/KOYUKUK	6,878,715	6,891,836	6,904,957	6,918,078	6,931,199
YUPIIT	3,939,078	3,947,163	3,955,248	3,963,333	3,971,418
STATE CCS	3,635,232	3,641,133	3,647,034	3,652,936	3,658,837
MI. EDGE CUMBE	1,708,888	1,711,527	1,714,166	1,716,805	1,719,444
SUB - TOTALS	\$632,002,197	\$633,243,938	\$634,485,679	\$635,727,421	\$636,969,162
CONTRACTUAL	3,886,260	3,886,260	3,886,260	3,886,260	3,886,260
EST. PRIOR YEAR ADJ	1,500,000	1,500,000	1,500,000	1,500,000	1,500,000
FY95 EST. INCREASES	\$637,388,457	\$638,630,198	\$639,871,939	\$641,113,681	\$642,355,422

ALASKA DEPARTMENT OF EDUCATION
 FY95 PROJECTED FOUNDATION INCREASED ENTITLEMENTS IF UNIT VALUE IS ADJUSTED.

12/29/93 File:FND95PJ.XLS

This spreadsheet reflects the increased FY95 foundation entitlements if the unit value of \$61,000 is increased by increments of \$100.

UNIT VALUE INCREASES BY >	\$100	\$200	\$300	\$400	\$500
ADAK	\$4,605	\$9,210	\$13,815	\$18,420	\$23,025
ALASKA GATEWAY	8,724	17,448	26,172	34,896	43,620
ALEUTIAN REGION	1,007	2,014	3,021	4,028	5,035
ALEUTIANS EAST	6,828	13,656	20,484	27,312	34,140
ANCHORAGE	366,053	776,126	1,164,189	1,552,252	1,940,315
ANNETTE ISLANDS	4,138	8,276	12,414	16,552	20,690
BERING STRAIT	30,866	61,732	92,598	123,464	154,330
BRISTOL BAY	4,046	8,092	12,138	16,184	20,230
CHATHAM	4,974	9,948	14,922	19,896	24,870
CHUGACH	3,015	6,030	9,045	12,060	15,075
COPPER RIVER	8,402	16,804	25,206	33,608	42,010
CORDOVA	5,328	10,656	15,984	21,312	26,640
CRAIG	3,926	7,852	11,778	15,704	19,630
DELTA/GREELY	10,276	20,552	30,828	41,104	51,380
DENALI	5,394	10,788	16,182	21,576	26,970
DILLINGHAM	6,582	13,164	19,746	26,328	32,910
FAIRBANKS	132,122	264,244	396,366	528,488	660,610
GALENA	2,628	5,256	7,884	10,512	13,140
HAINES	4,345	8,690	13,035	17,380	21,725
HOONAH	3,477	6,954	10,431	13,908	17,385
HYDABURG	1,720	3,440	5,160	6,880	8,600
IDITAROD	9,097	18,194	27,291	36,388	45,485
JUNEAU	47,298	94,596	141,894	189,192	236,490
KAKE	2,319	4,638	6,957	9,276	11,595
KASHUNAMIUT	3,663	7,326	10,989	14,652	18,315
KENAI	95,960	191,920	287,880	383,840	479,800
KETCHIKAN	22,201	44,402	66,603	88,804	111,005
KLAWOCK	2,738	5,476	8,214	10,952	13,690
KODIAK	28,399	56,798	85,197	113,596	141,995
KUSPUK	9,369	18,738	28,107	37,476	46,845
LAKE AND PENINSULA	11,920	23,840	35,760	47,680	59,600
LOWER KUSKOKWIM	58,467	116,934	175,401	233,868	292,335
LOWER YUKON	27,436	54,872	82,308	109,744	137,180
MAT-SU	104,227	208,454	312,681	416,908	521,135
NENANA	2,750	5,500	8,250	11,000	13,750
NOME	8,947	17,894	26,841	35,788	44,735
NORTH SLOPE	25,288	50,576	75,864	101,152	126,440
NORTHWEST ARCTIC	30,528	61,056	91,584	122,112	152,640
PELICAN	986	1,972	2,958	3,944	4,930
PETERSBURG	6,339	12,678	19,017	25,356	31,695
PRIBILOF	3,378	6,756	10,134	13,512	16,890
SITKA	14,298	28,596	42,894	57,192	71,490
SKAGWAY	1,929	3,858	5,787	7,716	9,645
SOUTH EAST	8,008	16,016	24,024	32,032	40,040
SOUTHWEST	11,797	23,594	35,391	47,188	58,985
ST. MARY'S	2,154	4,308	6,462	8,616	10,770
TANANA	2,058	4,116	6,174	8,232	10,290
UNALASKA	4,757	9,514	14,271	19,028	23,785
VALDEZ	8,410	16,820	25,230	33,640	42,050
WRANGELL	5,028	10,056	15,084	20,112	25,140
YAKUTAT	2,186	4,372	6,558	8,744	10,930
YUKON FLATS	9,594	19,188	28,782	38,376	47,970
YUKON/KOYUKUK	13,121	26,242	39,363	52,484	65,605
YUPIIT	8,085	16,170	24,255	32,340	40,425
STATE CCS	5,901	11,803	17,704	23,605	29,507
MI. EDGE CUMBE	2,639	5,278	7,917	10,556	13,195
SUB - TOTALS	\$1,241,741	\$2,483,483	\$3,725,224	\$4,966,965	\$6,208,707
CONTRACTUAL	0	0	0	0	0
EST. PRIOR YEAR ADJ	0	0	0	0	0
FY95 EST. INCREASES	\$1,241,741	\$2,483,483	\$3,725,224	\$4,966,965	\$6,208,707

This spreadsheet reflects the increased FY95 foundation entitlements if the unit value of \$61,000 is increased by increments of \$100

UNIT VALUE INCREASES BY >	\$500	\$700	\$800	\$900	\$1,000
ADAK	\$27,633	\$32,235	\$36,840	\$41,445	\$46,050
ALASKA GATEWAY	52,344	61,068	69,792	78,516	87,240
ALEUTIAN REGION	6,042	7,049	8,056	9,063	10,070
ALEUTIANS EAST	40,958	47,796	54,634	61,472	68,310
ANCHORAGE	2,328,375	2,716,441	3,104,507	3,492,573	3,880,639
ANNETTE ISLANDS	24,828	28,966	33,104	37,242	41,380
BERING STRAIT	185,195	216,062	246,928	277,794	308,660
BRISTOL BAY	24,276	28,322	32,368	36,414	40,460
CHATHAM	29,844	34,818	39,792	44,766	49,740
CHUGACH	18,090	21,105	24,120	27,135	30,150
COPPER RIVER	50,412	58,814	67,216	75,618	84,020
CORDOVA	31,968	37,296	42,624	47,952	53,280
CRAIG	23,556	27,482	31,408	35,334	39,260
DELTA/GREELY	61,656	71,932	82,208	92,484	102,760
DENALI	32,364	37,758	43,152	48,546	53,940
DILLINGHAM	39,492	46,074	52,656	59,238	65,820
FAIRBANKS	792,732	924,354	1,056,976	1,189,598	1,322,220
GALENA	15,768	18,396	21,024	23,652	26,280
HAINES	26,070	30,415	34,760	39,105	43,450
HOONAH	20,862	24,339	27,816	31,293	34,770
HYDABURG	10,320	12,040	13,760	15,480	17,200
IDITAROD	54,582	63,679	72,776	81,873	90,970
JUNEAU	283,788	331,086	378,384	425,682	472,980
KAKE	13,914	16,233	18,552	20,871	23,190
KASHUNAMIUT	21,978	25,641	29,304	32,967	36,630
KENAI	575,760	671,720	767,680	863,640	959,600
KETCHIKAN	133,206	155,407	177,608	199,809	222,010
KLAWOCK	16,428	19,166	21,904	24,642	27,380
KODIAK	170,394	198,793	227,192	255,591	283,990
KUSPUK	56,214	65,583	74,952	84,321	93,690
LAKE AND PENINSULA	71,520	83,440	95,360	107,280	119,200
LOWER KUSKOKWIM	350,802	409,269	467,736	526,203	584,670
LOWER YUKON	164,616	192,052	219,488	246,924	274,360
MAI-SU	625,362	729,589	833,816	938,043	1,042,270
NENANA	16,500	19,250	22,000	24,750	27,500
NOME	53,682	62,629	71,576	80,523	89,470
NORTH SLOPE	151,728	177,016	202,304	227,592	252,880
NORTHWEST ARCTIC	183,168	213,696	244,224	274,752	305,280
PELICAN	5,916	6,902	7,888	8,874	9,860
PETERSBURG	38,034	44,373	50,712	57,051	63,390
PRIBILOF	20,268	23,645	27,024	30,402	33,780
SITKA	85,788	100,086	114,384	128,682	142,980
SKAGWAY	11,574	13,503	15,432	17,361	19,290
SOUTHEAST	48,048	56,056	64,064	72,072	80,080
SOUTHWEST	70,782	82,579	94,376	106,173	117,970
ST. MARY'S	12,924	15,078	17,232	19,386	21,540
TANANA	12,348	14,406	16,464	18,522	20,580
UNALASKA	28,542	33,299	38,056	42,813	47,570
VALDEZ	50,460	58,870	67,280	75,690	84,100
WRANGELL	30,168	35,196	40,224	45,252	50,280
YAKUTAT	13,116	15,302	17,488	19,674	21,860
YUKON FLATS	57,564	67,158	76,752	86,346	95,940
YUKON/KOYUKUK	78,726	91,847	104,968	118,089	131,210
YUPIIT	48,510	56,595	64,680	72,765	80,850
STATE CCS	35,408	41,309	47,211	53,112	59,014
MI. EDGE CUMBE	15,834	18,473	21,112	23,751	26,390
SUB - TOTALS	\$7,450,448	\$8,692,189	\$9,933,931	\$11,175,672	\$12,417,414
CONTRACTUAL	0	0	0	0	0
EST. PRIOR YEAR ADJ.	0	0	0	0	0
FY95 EST. INCREASES	\$7,450,448	\$8,692,189	\$9,933,931	\$11,175,672	\$12,417,414

and PL81-874 FLOW THROUGH.

This spreadsheet reflects the total FY95 foundation entitlements if the unit value of \$61,000 is increased by increments of \$1,000.

ADJUSTED UNIT VALUE >	\$62,000	\$63,000	\$64,000	\$65,000	\$66,000	\$67,000
ADAK	\$556,676	\$602,726	\$646,776	\$694,826	\$740,876	\$786,926
ALASKA GATEWAY	4,950,793	5,038,033	5,125,273	5,212,513	5,299,753	5,386,993
ALEUTIAN REGION	555,710	565,780	575,850	585,920	595,990	606,060
ALEUTIANS EAST	3,642,331	3,710,611	3,778,891	3,847,171	3,915,451	3,983,731
ANCHORAGE	199,316,738	203,196,868	207,077,498	210,958,128	214,838,758	218,719,388
ANNETTE ISLANDS	1,342,080	1,383,460	1,424,840	1,466,220	1,507,600	1,548,980
BERING STRAIT	14,977,581	15,286,241	15,594,901	15,903,561	16,212,221	16,520,881
BRISTOL BAY	1,534,419	1,634,879	1,735,339	1,715,799	1,756,259	1,796,719
CHATHAM	2,299,503	2,349,243	2,398,983	2,448,723	2,498,463	2,548,203
CHUGACH	1,718,569	1,748,719	1,778,869	1,809,019	1,839,169	1,869,319
COPPER RIVER	5,112,237	5,196,257	5,280,277	5,364,297	5,448,317	5,532,337
CORDOVA	2,587,373	2,640,653	2,693,933	2,747,213	2,800,493	2,853,773
CRAIG	2,187,106	2,226,366	2,265,626	2,304,886	2,344,146	2,383,406
DELTA/GREELY	5,292,289	5,395,049	5,497,809	5,600,569	5,703,329	5,806,089
DENALI	3,020,748	3,074,688	3,128,628	3,182,568	3,236,508	3,290,448
DILLINGHAM	3,286,217	3,352,037	3,417,857	3,483,677	3,549,497	3,615,317
FAIRBANKS	73,525,998	74,847,218	76,168,438	77,489,658	78,810,878	80,132,098
GALENA	1,437,313	1,463,593	1,489,873	1,516,153	1,542,433	1,568,713
HAINES	2,186,024	2,229,474	2,272,924	2,316,374	2,359,824	2,403,274
HOONAH	2,017,656	2,052,426	2,087,196	2,121,966	2,156,736	2,191,506
HYDABURG	1,030,695	1,047,895	1,065,095	1,082,295	1,099,495	1,116,695
IDITAROD	4,941,075	5,032,045	5,123,015	5,213,985	5,304,955	5,395,925
JUNEAU	23,017,337	23,490,317	23,963,297	24,436,277	24,909,257	25,382,237
KAKE	1,259,404	1,282,594	1,305,784	1,328,974	1,352,164	1,375,354
KASHUNAMIUT	1,944,137	1,980,767	2,017,397	2,054,027	2,090,657	2,127,287
KENAI	45,942,640	46,902,240	47,861,840	48,821,440	49,781,040	50,740,640
KETCHIKAN	9,941,015	10,163,025	10,385,035	10,607,045	10,829,055	11,051,065
KLAWOCK	1,487,671	1,515,051	1,542,431	1,569,811	1,597,191	1,624,571
KODIAK	14,547,800	14,831,790	15,115,780	15,399,770	15,683,760	15,967,750
KUSPUK	5,139,828	5,233,518	5,327,208	5,420,898	5,514,588	5,608,278
LAKE AND PENINSULA	6,829,511	6,948,711	7,067,911	7,187,111	7,306,311	7,425,511
LOWER KUSKOKWIM	30,712,328	31,296,998	31,881,668	32,466,338	33,051,008	33,635,678
LOWER YUKON	13,065,011	13,339,371	13,613,731	13,888,091	14,162,451	14,436,811
MAT-SU	56,460,655	57,502,925	58,545,195	59,587,465	60,629,735	61,672,005
NENANA	1,643,590	1,671,090	1,698,590	1,726,090	1,753,590	1,781,090
NOME	5,033,161	5,122,631	5,212,101	5,301,571	5,391,041	5,480,511
NORTH SLOPE	9,952,514	10,205,394	10,458,274	10,711,154	10,964,034	11,216,914
NORTHWEST ARCTIC	16,121,277	16,426,557	16,731,837	17,037,117	17,342,397	17,647,677
PFLICAN	555,141	565,001	574,861	584,721	594,581	604,441
PETERSBURG	3,152,769	3,216,159	3,279,549	3,342,939	3,406,329	3,469,719
PRIBILOF	1,646,038	1,679,818	1,713,598	1,747,378	1,781,158	1,814,938
SITKA	6,591,199	6,734,179	6,877,159	7,020,139	7,163,119	7,306,099
SKAGWAY	837,406	856,696	875,986	895,276	914,566	933,856
SOUTHEAST	4,410,059	4,490,139	4,570,219	4,650,299	4,730,379	4,810,459
SOUTHWEST	6,018,310	6,136,280	6,254,250	6,372,220	6,490,190	6,608,160
ST. MARY'S	1,253,608	1,275,148	1,296,688	1,318,228	1,339,768	1,361,308
TANANA	1,138,482	1,159,062	1,179,642	1,200,222	1,220,802	1,241,382
UNALASKA	2,003,221	2,050,791	2,098,361	2,145,931	2,193,501	2,241,071
VALDEZ	3,391,547	3,475,647	3,559,747	3,643,847	3,727,947	3,812,047
WRANGELL	2,584,104	2,634,384	2,684,664	2,734,944	2,785,224	2,835,504
YAKUTAT	1,242,376	1,264,236	1,286,096	1,307,956	1,329,816	1,351,676
YUKON FLATS	5,187,494	5,283,434	5,379,374	5,475,314	5,571,254	5,667,194
YUKON/KOYUKUK	6,931,199	7,062,409	7,193,619	7,324,829	7,456,039	7,587,249
YUPIIT	3,971,418	4,052,268	4,133,118	4,213,968	4,294,818	4,375,668
STATE CCS	3,658,837	3,717,851	3,776,864	3,835,878	3,894,891	3,953,905
MI. EDGE CUMBE	1,719,444	1,745,834	1,772,224	1,798,614	1,825,004	1,851,394
SUB - TOTALS	\$636,969,162	\$649,386,576	\$661,803,989	\$674,221,403	\$686,638,816	\$699,056,230
CONTRACTUAL	3,886,260	3,886,260	3,886,260	3,886,260	3,886,260	3,886,260
EST. PRIOR YEAR ADJ.	1,500,000	1,500,000	1,500,000	1,500,000	1,500,000	1,500,000
FY95 EST. INCREASES	\$642,355,422	\$654,772,836	\$667,190,249	\$679,607,663	\$692,025,076	\$704,442,490

This spreadsheet reflects the increased FY95 foundation entitlements if the unit value of \$61,000 is increased by increments of \$1,000.

UNIT VALUE INCREASES BY	\$1,000	\$2,000	\$3,000	\$4,000	\$5,000	\$6,000
ADAK	546,050	592,100	638,150	684,200	730,250	776,300
ALASKA GATEWAY	67,240	174,480	261,720	348,960	436,200	523,440
ALEUTIAN REGION	10,070	20,140	30,210	40,280	50,350	60,420
ALEUTIANS EAST	68,280	136,560	204,840	273,120	341,400	409,680
ANCHORAGE	3,880,630	7,761,260	11,641,890	15,522,520	19,403,150	23,283,780
ANNETTE ISLANDS	41,380	82,760	124,140	165,520	206,900	248,280
BERING STRAIT	308,660	617,320	925,980	1,234,640	1,543,300	1,851,960
BRISTOL BAY	40,460	80,920	121,380	161,840	202,300	242,760
CHATHAM	49,740	99,480	149,220	198,960	248,700	298,440
CHUGACH	30,150	60,300	90,450	120,600	150,750	180,900
COPPER RIVER	84,020	168,040	252,060	336,080	420,100	504,120
CORDOVA	53,280	106,560	159,840	213,120	266,400	319,680
CRAIG	39,260	78,520	117,780	157,040	196,300	235,560
DELTA GREELY	102,760	205,520	308,280	411,040	513,800	616,560
DENALI	53,940	107,880	161,820	215,760	269,700	323,640
DILLINGHAM	65,820	131,640	197,460	263,280	329,100	394,920
FAIRBANKS	1,321,220	2,642,440	3,963,660	5,284,880	6,606,100	7,927,320
GALENA	26,280	52,560	78,840	105,120	131,400	157,680
HAINES	43,450	86,900	130,350	173,800	217,250	260,700
HOONAH	34,770	69,540	104,310	139,080	173,850	208,620
HYDABURG	17,200	34,400	51,600	68,800	86,000	103,200
IDITAROD	90,970	181,940	272,910	363,880	454,850	545,820
JUNEAU	472,980	945,960	1,418,940	1,891,920	2,364,900	2,837,880
KAKE	23,190	46,380	69,570	92,760	115,950	139,140
KASHUNAMIUT	36,630	73,260	109,890	146,520	183,150	219,780
KENAI	959,600	1,919,200	2,878,800	3,838,400	4,798,000	5,757,600
KETCHIKAN	222,010	444,020	666,030	888,040	1,110,050	1,332,060
KLAWOCK	27,380	54,760	82,140	109,520	136,900	164,280
KODIAK	283,990	567,980	851,970	1,135,960	1,419,950	1,703,940
KUSPUK	93,690	187,380	281,070	374,760	468,450	562,140
LAKE AND PENINSULA	119,200	238,400	357,600	476,800	596,000	715,200
LOWER KUSKOKWIM	584,670	1,169,340	1,754,010	2,338,680	2,923,350	3,508,020
LOWER YUKON	274,360	548,720	823,080	1,097,440	1,371,800	1,646,160
MAT-SU	1,042,270	2,084,540	3,126,810	4,169,080	5,211,350	6,253,620
NENANA	27,500	55,000	82,500	110,000	137,500	165,000
NOME	89,470	178,940	268,410	357,880	447,350	536,820
NORTH SLOPE	252,880	505,760	758,640	1,011,520	1,264,400	1,517,280
NORTHWEST ARCTIC	305,280	610,560	915,840	1,221,120	1,526,400	1,831,680
PELICAN	9,860	19,720	29,580	39,440	49,300	59,160
PETERSBURG	63,390	126,780	190,170	253,560	316,950	380,340
PRIIBILOF	33,780	67,560	101,340	135,120	168,900	202,680
SITKA	142,980	285,960	428,940	571,920	714,900	857,880
SKAGWAY	19,290	38,580	57,870	77,160	96,450	115,740
SOUTHEAST	80,080	160,160	240,240	320,320	400,400	480,480
SOUTHWEST	117,970	235,940	353,910	471,880	589,850	707,820
ST. MARY'S	21,540	43,080	64,620	86,160	107,700	129,240
TANANA	20,580	41,160	61,740	82,320	102,900	123,480
UNALASKA	47,570	95,140	142,710	190,280	237,850	285,420
VALDEZ	84,100	168,200	252,300	336,400	420,500	504,600
WRANGELL	50,280	100,560	150,840	201,120	251,400	301,680
YAKUTAT	21,860	43,720	65,580	87,440	109,300	131,160
YUKON FLATS	95,940	191,880	287,820	383,760	479,700	575,640
YUKON-KOYUKUK	131,210	262,420	393,630	524,840	656,050	787,260
YUPIIT	80,850	161,700	242,550	323,400	404,250	485,100
STATE CCS	59,014	118,027	177,041	236,054	295,068	354,081
MI. EDGE CUMBE	26,390	52,780	79,170	105,560	131,950	158,340
SUB - TOTALS	\$12,417,414	\$24,834,827	\$37,252,241	\$49,669,654	\$62,087,068	\$74,504,481
CONTRACTUAL	0	0	0	0	0	0
EST. PRIOR YEAR ADJ	0	0	0	0	0	0
FY95 EST. INCREASES	\$12,417,414	\$24,834,827	\$37,252,241	\$49,669,654	\$62,087,068	\$74,504,481

and PL81-874 FLOW THROUGH

This spreadsheet reflects the total FY95 foundation entitlements if the unit value of \$61,000 is increased by increments of \$500

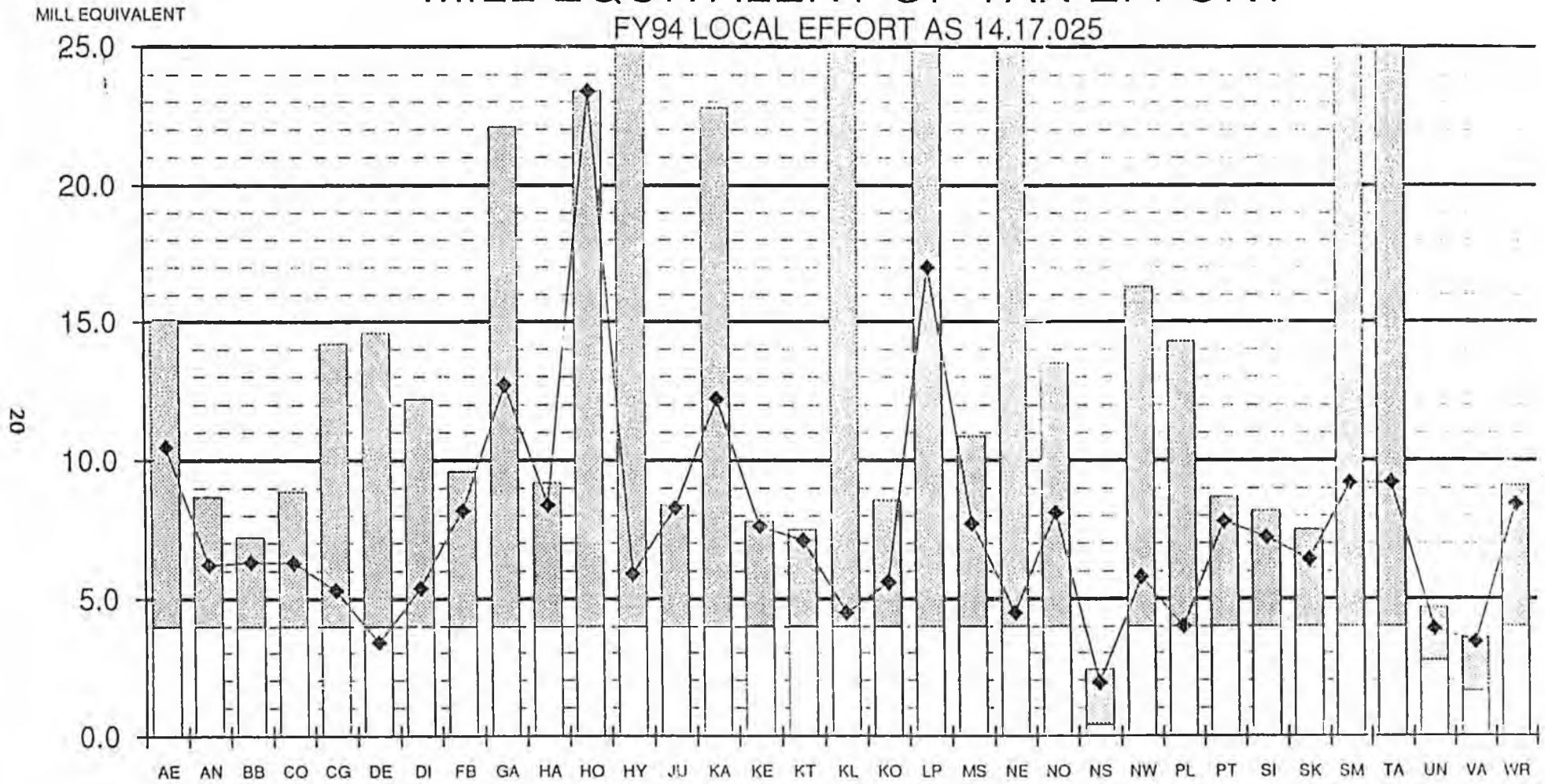
ADJUSTED UNIT VALUE >	\$62,000	\$62,500	\$63,000	\$63,500	\$64,000
ADAK	\$555,676	\$579,701	\$602,726	\$625,751	\$648,776
ALASKA GATEWAY	4,950,793	4,994,413	5,038,033	5,081,653	5,125,273
ALEUTIAN REGION	555,710	560,745	565,780	570,815	575,850
ALEUTIANS EAST	3,642,331	3,676,471	3,710,611	3,744,751	3,778,891
ANCHORAGE	199,316,238	201,256,553	203,196,868	205,137,183	207,077,498
ANNETTE ISLANDS	1,342,080	1,362,770	1,383,460	1,404,150	1,424,840
BERING STRAIT	14,977,581	15,131,911	15,286,241	15,440,571	15,594,901
BISTOL BAY	1,594,419	1,614,649	1,634,879	1,655,109	1,675,339
CHATHAM	2,299,503	2,324,373	2,349,243	2,374,113	2,398,983
CHUGACH	1,718,569	1,733,644	1,748,719	1,763,794	1,778,869
COPPER RIVER	5,112,237	5,154,247	5,196,257	5,238,267	5,280,277
CORDOVA	2,587,373	2,614,013	2,640,653	2,667,293	2,693,933
CRAIG	2,187,106	2,206,736	2,226,366	2,245,996	2,265,626
DELTA/GREELY	5,292,289	5,343,669	5,395,049	5,446,429	5,497,809
DENALI	3,020,748	3,047,718	3,074,688	3,101,658	3,128,628
DILLINGHAM	3,286,217	3,319,127	3,352,037	3,384,947	3,417,857
FAIRBANKS	73,525,998	74,186,608	74,847,218	75,507,828	76,168,438
GALENA	1,437,313	1,450,453	1,463,593	1,476,733	1,489,873
HOONAH	2,017,656	2,035,041	2,052,426	2,069,811	2,087,196
HYDABURG	1,030,695	1,039,295	1,047,895	1,056,495	1,065,095
IDITAROD	4,941,075	4,986,560	5,032,045	5,077,530	5,123,015
JUNEAU	23,017,337	23,253,827	23,490,317	23,726,807	23,963,297
KAKE	1,259,404	1,270,999	1,282,594	1,294,189	1,305,784
KASHUNAMIUT	1,944,137	1,962,452	1,980,767	1,999,082	2,017,397
KENAI	45,942,640	46,422,440	46,902,240	47,382,040	47,861,840
KETCHIKAN	9,941,015	10,052,020	10,163,025	10,274,030	10,385,035
KLAWOCK	1,487,671	1,501,361	1,515,051	1,528,741	1,542,431
KODIAK	14,547,800	14,689,795	14,831,790	14,973,785	15,115,780
KUSPUK	5,139,828	5,186,673	5,233,518	5,280,363	5,327,208
LAKE AND PENINSULA	6,829,511	6,889,111	6,948,711	7,008,311	7,067,911
LOWER KUSKOKWIM	30,712,328	31,004,663	31,296,998	31,589,333	31,881,668
LOWER YUKON	13,065,011	13,202,191	13,339,371	13,476,551	13,613,731
MAT-SU	56,460,655	56,981,790	57,502,925	58,024,060	58,545,195
NENANA	1,643,590	1,657,340	1,671,090	1,684,840	1,698,590
NOME	5,033,161	5,077,896	5,122,631	5,167,366	5,212,101
NORTH SLOPE	9,952,514	10,078,954	10,205,394	10,331,834	10,458,274
NORTHWEST ARCTIC	16,121,277	16,273,917	16,426,557	16,579,197	16,731,837
PELICAN	555,141	560,071	565,001	569,931	574,861
PETERSBURG	3,152,769	3,184,464	3,216,159	3,247,854	3,279,549
PRIDILOF	1,646,038	1,662,928	1,679,818	1,696,708	1,713,598
SITKA	6,591,199	6,662,689	6,734,179	6,805,669	6,877,159
SKAGWAY	837,406	847,051	856,696	866,341	875,986
SOUTHEAST	4,410,059	4,450,099	4,490,139	4,530,179	4,570,219
SOUTHWEST	6,018,310	6,077,295	6,136,280	6,195,265	6,254,250
ST. MARY'S	1,253,608	1,264,378	1,275,148	1,285,918	1,296,688
TANANA	1,138,482	1,148,772	1,159,062	1,169,352	1,179,642
UNALASKA	2,003,221	2,027,006	2,050,791	2,074,576	2,098,361
VALDEZ	3,391,547	3,433,597	3,475,647	3,517,697	3,559,747
WRANGELL	2,584,104	2,609,244	2,634,384	2,659,524	2,684,664
YAKUTAT	1,242,376	1,253,306	1,264,236	1,275,166	1,286,096
YUKON FLATS	5,187,494	5,235,464	5,283,434	5,331,404	5,379,374
YUKON/KOYUKUK	6,931,199	6,996,804	7,062,409	7,128,014	7,193,619
YUPIIT	3,971,418	4,011,843	4,052,268	4,092,693	4,133,118
STATE CCS	3,658,837	3,688,344	3,717,851	3,747,357	3,776,864
MI. EDGE CUMBE	1,719,444	1,732,639	1,745,834	1,759,029	1,772,224
SUB - TOTALS	\$636,969,162	\$643,177,869	\$649,386,576	\$655,595,282	\$661,803,989
CONTRACTUAL	3,886,260	3,886,260	3,886,260	3,886,260	3,886,260
EST. PRIOR YEAR ADJ.	1,500,000	1,500,000	1,500,000	1,500,000	1,500,000
FY95 EST. INCREASES	\$642,355,422	\$648,564,129	\$654,772,836	\$660,981,542	\$667,190,249

This spreadsheet reflects the increased FY95 foundation entitlements if the unit value of \$61,000 is increased by increments of \$500.

UNIT VALUE INCREASES BY >	\$1,000	\$1,500	\$2,000	\$2,500	\$3,000
ADAK	\$46,050	\$69,075	\$92,100	\$115,125	\$138,150
ALASKA GATEWAY	87,240	130,860	174,480	218,100	261,720
ALEUTIAN REGION	10,070	15,105	20,140	25,175	30,210
ALEUTIANS EAST	58,280	102,420	136,560	170,700	204,840
ANCHORAGE	3,820,930	5,820,945	7,761,260	9,701,575	11,641,890
ANNETTE ISLANDS	41,380	62,070	82,760	103,450	124,140
BERING STRAIT	308,660	462,990	617,320	771,650	925,980
BRISTOL BAY	40,460	60,690	80,920	101,150	121,380
CHATHAM	49,740	74,610	99,480	124,350	149,220
CHUGACH	30,150	45,225	60,300	75,375	90,450
COPPER RIVER	84,020	126,030	168,040	210,050	252,060
CORDOVA	53,280	79,920	106,560	133,200	159,840
CRAIG	39,260	58,890	78,520	98,150	117,780
DELTA/GREELY	102,760	154,140	205,520	256,900	308,280
DENALI	53,940	80,910	107,880	134,850	161,820
DILLINGHAM	65,820	98,730	131,640	164,550	197,460
FAIRBANKS	1,321,220	1,981,830	2,642,440	3,303,050	3,963,660
GALENA	26,280	39,420	52,560	65,700	78,840
HAINES	43,450	65,175	86,900	108,625	130,350
HOONAH	34,770	52,155	69,540	86,925	104,310
HYDABURG	17,200	25,800	34,400	43,000	51,600
IDITAROD	90,970	136,455	181,940	227,425	272,910
JUNEAU	472,980	709,470	945,960	1,182,450	1,418,940
KAKE	23,190	34,785	46,380	57,975	69,570
KASHUNAMIUT	36,630	54,945	73,260	91,575	109,890
KENAI	959,600	1,439,400	1,919,200	2,399,000	2,878,800
KETCHIKAN	222,010	333,015	444,020	555,025	666,030
KLAWOCK	27,380	41,070	54,760	68,450	82,140
KODIAK	283,990	425,985	567,980	709,975	851,970
KUSPUK	95,690	143,535	187,380	234,225	281,070
LAKE AND PENINSULA	119,200	178,800	238,400	298,000	357,600
LOWER KUSKOKWIM	584,670	877,005	1,169,340	1,461,675	1,754,010
LOWER YUKON	274,360	411,540	548,720	685,900	823,080
MAT-SU	1,042,270	1,563,405	2,084,540	2,605,675	3,126,810
NENANA	27,500	41,250	55,000	68,750	82,500
NOME	89,470	134,205	178,940	223,675	268,410
NORTH SLOPE	252,880	379,320	505,760	632,200	758,640
NORTHWEST ARCTIC	305,280	457,920	610,560	763,200	915,840
PELICAN	9,860	14,790	19,720	24,650	29,580
PETERSBURG	63,390	95,085	126,780	158,475	190,170
PRIBILOF	33,780	50,670	67,560	84,450	101,340
SITKA	142,980	214,470	285,960	357,450	428,940
SKAGWAY	19,290	28,935	38,580	48,225	57,870
SOUTHEAST	80,080	120,120	160,160	200,200	240,240
SOUTHWEST	117,970	176,955	235,940	294,925	353,910
ST. MARY'S	21,540	32,310	43,080	53,850	64,620
TANANA	20,580	30,870	41,160	51,450	61,740
UNALASKA	47,570	71,355	95,140	118,925	142,710
VALDEZ	84,100	126,150	168,200	210,250	252,300
WRANGELL	50,280	75,420	100,560	125,700	150,840
YAKUTAT	21,860	32,790	43,720	54,650	65,580
YUKON FLATS	95,940	143,910	191,880	239,850	287,820
YUKON/KOYUKUK	131,210	196,815	262,420	328,025	393,630
YUPIIT	80,850	121,275	161,700	202,125	242,550
STATE CCS	59,014	88,520	118,027	147,534	177,041
MI. EDGE CUMBE	26,390	39,585	52,780	65,975	79,170
SUB - TOTALS	\$12,417,414	\$18,626,120	\$24,834,827	\$31,043,534	\$37,252,241
CONTRACTUAL	0	0	0	0	0
EST. PRIOR YEAR ADJ.	0	0	0	0	0
FY95 EST. INCREASES	\$12,417,414	\$18,626,120	\$24,834,827	\$31,043,534	\$37,252,241

MILL EQUIVALENT OF TAX EFFORT

FY94 LOCAL EFFORT AS 14.17.025



MINIMUM required local effort

ALLOWABLE EXCESS 23% of Basic Need

LOCAL CONTRIBUTION FY94 Budgeted Revenue AS 14.17.250(7)

THIS CHART HAS BEEN LIMITED TO 25 MILLS.

ALASKA DEPARTMENT OF EDUCATION
FY94 FOUNDATION PROGRAM AS 14.17.025

Abbreviations for chart on page 1.

		(1992 Value)	ALLOWABLE	AS 14.17.250(7)	1992 FULL VALUE	FY94	TOTAL	AS 14.17.250(7)
		REQUIRED	EXCESS	BUDGETED	DETERMINATION	REQUIRED	ALLOWABLE	BUDGETED
		MILL EQUIV.	MILL EQUIV.	MILL EQUIV.	BY C&RA	LOCAL	LOCAL	LOCAL
ALEUTIANS EAST	= AE	4.0	11.1	10.5	\$86,859,000	\$347,436	\$961,476	\$914,731
ANCHORAGE	= AN	4.0	4.7	6.2	11,256,384,640	45,025,539	52,859,428	69,545,000
BRISTOL BAY	= BB	4.0	3.2	6.3	173,673,500	694,694	562,884	1,093,726
CORDOVA	= CO	4.0	4.9	6.3	151,877,040	607,508	739,521	964,000
CRAIG	= CG	4.0	10.2	5.3	50,954,200	203,817	520,373	271,618
DENALI	= DE	4.0	10.6	3.4	72,572,400	290,290	770,528	249,756
DILLINGHAM	= DI	4.0	8.2	5.4	121,235,100	484,940	992,763	655,500
FAIRBANKS	= FB	4.0	5.6	8.2	3,256,294,590	3,025,178	18,311,956	26,745,000
GALENA	= GA	4.0	18.1	12.7	19,965,100	79,860	360,711	253,573
HAINES	= HA	4.0	5.2	8.4	122,749,700	490,999	636,962	1,033,000
HOONAH	= HO	4.0	19.4	23.4	22,813,100	91,252	443,208	534,460
HYDABURG	= HY	4.0	21.0	5.9	5,736,300	22,945	251,277	34,000
JUNEAU	= JU	4.0	4.4	8.3	1,566,985,160	6,267,941	6,916,790	13,046,000
KAKE	= KA	4.0	18.8	12.2	16,951,200	67,805	318,902	207,453
KENAI	= KE	4.0	3.8	7.6	3,465,369,120	3,861,476	13,108,369	26,395,416
KETCHIKAN	= KT	4.0	3.5	7.1	933,887,400	3,735,550	3,259,731	6,669,993
KLAWOCK	= KL	4.0	21.0	4.5	14,793,800	59,175	357,344	67,000
KODIAK	= KO	4.0	4.6	5.6	829,302,700	3,317,211	3,833,136	1,647,120
LAKE AND PENINSULA	= LP	4.0	21.0	17.0	68,423,800	273,695	1,526,404	1,166,195
MAT-SU	= MS	4.0	6.9	7.7	2,020,623,780	8,082,495	13,844,383	15,652,925
NENANA	= NE	4.0	21.0	4.5	15,112,200	60,449	382,458	67,449
NOME	= NO	4.0	9.5	8.1	126,631,300	506,525	1,205,593	1,025,149
NORTH SLOPE /2	= NS	0.4	2.0	1.9	12,537,472,080	4,883,599	25,074,944	21,458,705
NORTHWEST ARCTIC	= NW	4.0	12.3	5.8	326,931,100	1,307,724	4,028,995	1,904,920
PELICAN	= PL	4.0	10.3	4.0	13,922,600	55,690	143,948	55,690
PETERSBURG	= PT	4.0	4.7	7.8	186,577,700	746,311	871,123	1,449,406
SITKA	= SI	4.0	4.2	7.2	517,476,500	2,069,906	2,166,793	3,729,524
SKAGWAY	= SK	4.0	3.5	6.4	76,393,200	305,573	266,710	491,073
ST. MARY'S	= SM	4.0	21.0	9.2	4,459,300	17,837	337,422	40,837
TANANA	= TA	4.0	21.0	9.2	11,245,600	44,982	304,591	103,000
UNALASKA /2	= UN	2.7	2.0	3.9	331,802,860	881,542	663,606	1,309,746
VALDEZ /2	= VA	1.6	2.0	3.4	1,146,257,830	1,799,592	2,292,516	3,845,970
WRANGELL	= WR	4.0	5.1	8.4	132,997,300	531,989	674,703	1,120,168
YAKUTAT	= YA	4.0	14.5	12.1	19,957,200	79,829	288,597	241,484
TOTALS			Average contribution in mills >	7.8	\$39,704,688,400	\$110,321,354	\$159,278,209	\$208,989,587

/1 Can not exceed the total allowable local.

/2 Required local effort is limited to 35% of Basic Need of the preceeding year. Allowable excess is 2 mills

ACTUAL
FY94 FOUNDATION REPORT
DISTRICT ADJUSTED UNITS

FUNDING COMMUNITY*	ADM	K-12 Units	Bi/Bi Units	Special Educ. Units	Vocational Educ. Units
AKUTAN	<u>20</u> <u>21</u>	<u>4.000</u> <u>3.13</u>	<u>.000</u>	<u>.25</u>	<u>.10</u>
COLD BAY	<u>17</u>	<u>3.400</u>	<u>0</u>	<u>.32</u> <u>.25</u>	<u>.10</u>
FALSE PASS	<u>21</u>	<u>4.13</u>	<u>0</u>	<u>.25</u>	<u>.10</u>
KING COVE	<u>159</u>	<u>16.600</u>	<u>0</u>	<u>1.81</u> <u>2.14</u>	<u>.10</u>
NELSON LAGOON	<u>11</u>	<u>2.200</u>	<u>0</u>	<u>0</u> <u>0.10</u>	<u>.10</u>
SAND POINT	<u>141</u>	<u>15.400</u>	<u>0</u>	<u>1.23</u>	<u>.10</u>

TOTAL 369
370 (45.73
45.86 + 0.0 ** + 3.86
4.24 ** + 1.0 **) = 51.10 50.59

Times Area Differential X

1.31

Adjusted Units

66.27

X

\$61,000

Basic Need

4,082,340.00

4,042,470

ok
[Signature]

*Special Education counts
adjusted per telephone
call with Virginia Kendall based
on special Ed review conducted
by Diann Brown, 12/3/93*

* A separate page 2 must be completed for each funding community.

** If total is less than one, default to 1.0.

INSTRUCTIONAL UNITS SHALL BE ROUNDED TO TWO DECIMAL PLACES IN EACH PROGRAM AREA!
THIS REPORT IS DUE TWO WEEKS AFTER THE COUNT PERIOD (AS 14.17.160)

Akutan

Funding Community Name

Approved Grade Levels K-12

FY94 FOUNDATION REPORT FUNDING COMMUNITY UNITS

K-12 UNITS (K must be counted on a FTE basis, half or full-time)

ADM (20 day) K-6 7-12
 15 + $\frac{(ADM-200)}{17}$ 18 + $\frac{(ADM-200)}{13}$

Combined 20
21
(See Table 1.)

per Tom Ryan
TOTAL 11/9/93

UNITS

4.125 4.000
~~4.125~~

BILINGUAL/BICULTURAL UNITS

	Category A	Category B	Category C	Category D	Category E
(1 day count)	X 0.042	X 0.042	X 0.0084	X 0.0084	X 0.0042
UNITS	<u> </u>	<u> </u>	<u> </u>	<u> </u>	<u> </u>

0

SPECIAL EDUCATION UNITS - (Includes pre-elementary)

	Gifted	Resources	Self-Contained	Intensive
(1 day count)	X 0.025	3 X 0.056	X 0.1	X 0.333
UNITS	<u> </u>	<u>.168</u>	<u> </u>	<u> </u>

.250

VOCATIONAL EDUCATION UNITS - COMPLETE VOC. ED. ENROLLMENT REPORTS

(FORM# OAVE 92-05-007 can be found in the FORMS BOOK)

Please insert the number of units generated within the funding community in the space provided.

.10

WHEN CALCULATING INSTRUCTIONAL UNITS, CARRY THREE DECIMAL PLACES IN EACH PROGRAM AREA!

TABLE 1.

ADM	UNITS
1-10	2
11-20	2 + $\frac{(ADM-10)}{5}$
21 - 60	4 + $\frac{(ADM-20)}{8}$
61 - 120	9 + $\frac{(ADM-60)}{12}$
121 - 525	14 + $\frac{(ADM-120)}{15}$

*Minimum of 0.1 units at a funding community level

** Minimum of 0.25 units at a funding community level

Cold Bay
Funding Community Name

Approved Grade Levels K-12

FY94 FOUNDATION REPORT FUNDING COMMUNITY UNITS

<u>K-12 UNITS</u> (K must be counted on a FTE basis, half or full-time)			TOTAL
ADM (20 day)	K-6 _____	7-12 _____	Combined <u>17</u>
	15 + <u>(ADM-200)</u>	18 + <u>(ADM-200)</u>	(See Table 1.)
	17	13	
UNITS	_____	_____	<u>3.40</u>

<u>BILINGUAL/BICULTURAL UNITS</u>					
	Category A	Category B	Category C	Category D	Category E
(1 day count)	X	X	X	X	X
	0.042	0.042	0.0084	0.0084	0.0042
UNITS	_____	_____	_____	_____	<u>0</u>

<u>SPECIAL EDUCATION UNITS</u> - (Includes pre-elementary)				
	Gifted	Resources	Self-Contained	Intensive
(1 day count)	2	<u>43</u>	<u>1</u>	_____
	X	X	X	X
	0.025	0.056	0.1	0.333
UNITS	<u>.050</u>	<u>.168</u> <u>.224</u>	<u>.1</u>	<u>.318</u> <u>.224</u>

VOCATIONAL EDUCATION UNITS - COMPLETE VOC. ED. ENROLLMENT REPORTS
(FORM# OAVE 92-05-007 can be found in the FORMS BOOK)

Please insert the number of units generated within the funding community in the space provided. 10

WHEN CALCULATING INSTRUCTIONAL UNITS, CARRY THREE DECIMAL PLACES IN EACH PROGRAM AREA!

TABLE 1.

<u>ADM</u>	<u>UNITS</u>
1-10	2
11-20	2 + <u>(ADM-10)</u> 5
21-60	4 + <u>(ADM-20)</u> 8
61-120	9 + <u>(ADM-60)</u> 12
121-525	14 + <u>(ADM-120)</u> 15

*Minimum of 0.1 units at a funding community level

** Minimum of 0.25 units at a funding community level

False Pass

Funding Community Name

Approved Grade Levels K-12

FY94 FOUNDATION REPORT FUNDING COMMUNITY UNITS

<u>K-12 UNITS</u> (K must be counted on a FTE basis, half or full-time)			TOTAL
ADM (20 day)	K-6 _____	7-12 _____	Combined <u>21</u>
	$15 + \frac{(ADM-200)}{17}$	$18 + \frac{(ADM-200)}{13}$	(See Table 1.)
UNITS	_____	_____	<u>4.125</u> ✓

BILINGUAL/BICULTURAL UNITS

	Category A	Category B	Category C	Category D	Category E	
(1 day count)	X 0.042	X 0.042	X 0.0084	X 0.0084	X 0.0042	
UNITS	_____	_____	_____	_____	_____	<u>0</u>

SPECIAL EDUCATION UNITS - (Includes pre-elementary)

	Cifted	Resources	Self-Contained	Intensive	
(1 day count)	X 0.025	$\frac{4}{X}$ 0.056	X 0.1	X 0.333	
UNITS	_____	<u>.168</u>	_____	_____	<u>.250</u> **

VOCATIONAL EDUCATION UNITS - COMPLETE VOC. ED. ENROLLMENT REPORTS
(FORM# OAVE 92-05-007 can be found in the FORMS BOOK)

Please insert the number of units generated within the funding community in the space provided. .10

WHEN CALCULATING INSTRUCTIONAL UNITS, CARRY THREE DECIMAL PLACES IN EACH PROGRAM AREA!

TABLE 1.

ADM	UNITS
1-10	2
11-20	$2 + \frac{(ADM-10)}{5}$
21-60	$4 + \frac{(ADM-20)}{8}$
61-120	$9 + \frac{(ADM-60)}{12}$
121-525	$14 + \frac{(ADM-120)}{15}$

*Minimum of 0.1 units at a funding community level

** Minimum of 0.25 units at a funding community level

King Cove
Funding Community Name

Approved Grade Levels K-12

FY94 FOUNDATION REPORT FUNDING COMMUNITY UNITS

<u>K-12 UNITS</u> (K must be counted on a FTE basis, half or full-time)			TOTAL
ADM (20 day)	K-6 _____	7-12 _____	Combined <u>159</u>
	$15 + \frac{(ADM-200)}{17}$	$18 + \frac{(ADM-200)}{13}$	(See Table 1.)
UNITS	_____	_____	<u>16.60</u> ✓

BILINGUAL/BICULTURAL UNITS

	Category A	Category B	Category C	Category D	Category E	
(1 day count)	X	X	X	X	X	
	0.042	0.042	0.0084	0.0084	0.0042	
UNITS	_____	_____	_____	_____	_____	<u>0</u>

SPECIAL EDUCATION UNITS - (Includes pre-elementary) *Per Diann Brown 12/5/93*

	Gifted	Resources	Self-Contained	Intensive	
(1 day count)	1	<i>29</i> X	<i>30</i> X	1	
	0.025	0.056	0.1	0.333	
UNITS	<u>.025</u>	<i>1.456</i> 1.786	<i>.050</i>	<u>.333</u>	<u>1.814</u> 2.144 ✓

VOCATIONAL EDUCATION UNITS - COMPLETE VOC. ED. ENROLLMENT REPORTS
(FORM# OAVE 92-05-007 can be found in the FORMS BOOK)

Please insert the number of units generated within the funding community in the space provided. .10

WHEN CALCULATING INSTRUCTIONAL UNITS, CARRY THREE DECIMAL PLACES IN EACH PROGRAM AREA!

TABLE 1.

ADM	UNITS
1-10	2
11-20	$2 + \frac{(ADM-10)}{5}$
21 - 60	$4 + \frac{(ADM-20)}{8}$
31 - 120	$9 + \frac{(ADM-60)}{12}$
121 - 525	$14 + \frac{(ADM-120)}{15}$

*Minimum of 0.1 units at a funding community level

** Minimum of 0.25 units at a funding community level

Nelson Lagoon
Funding Community Name

Approved Grade Levels K-12

FY94 FOUNDATION REPORT FUNDING COMMUNITY UNITS

<u>K-12 UNITS</u> (K must be counted on a FTE basis, half or full-time)			TOTAL
ADM (20 day)	K-6 _____	7-12 _____	Combined <u>11</u>
	$15 + \frac{(ADM-200)}{17}$	$18 + \frac{(ADM-200)}{13}$	(See Table 1.)
UNITS	_____	_____	<u>2.200</u> <u>2.200</u>

BILINGUAL/BICULTURAL UNITS

	Category A	Category B	Category C	Category D	Category E	
(1 day count)	<u>X</u>	<u>X</u>	<u>X</u>	<u>X</u>	<u>X</u>	
	0.042	0.042	0.0084	0.0084	0.0042	
UNITS	_____	_____	_____	_____	_____	<u>0</u>

SPECIAL EDUCATION UNITS - (Includes pre-elementary)

	Gifted	Resources	Self-Contained	Intensive	
(1 day count)	<u>X</u>	<u>X</u>	<u>X</u>	<u>X</u>	
	0.025	0.056	0.1	0.333	
UNITS	_____	_____	_____	_____	<u>0</u>

VOCATIONAL EDUCATION UNITS - COMPLETE VOC. ED. ENROLLMENT REPORTS
(FORM# OAVIE 92-05-007 can be found in the FORMS BOOK)

Please insert the number of units generated within the funding community in the space provided. .10

WHEN CALCULATING INSTRUCTIONAL UNITS, CARRY THREE DECIMAL PLACES IN EACH PROGRAM AREA!

TABLE 1.

ADM	UNITS	
1-10	2	*Minimum of 0.1 units at a funding community level
11-20	$2 + \frac{(ADM-10)}{5}$	** Minimum of 0.25 units at a funding community level
21 - 60	$4 + \frac{(ADM-20)}{8}$	
61 - 120	$9 + \frac{(ADM-60)}{12}$	
121 - 525	$14 + \frac{(ADM-120)}{15}$	

Sand Point

Funding Community Name

Approved Grade Levels K-12

FY94 FOUNDATION REPORT FUNDING COMMUNITY UNITS

K-12 UNITS (K must be counted on a FTE basis, half or full-time) TOTAL

ADM (20 day)	K-6 _____	7-12 _____	Combined <u>141</u>	
	15 + $\frac{\text{(ADM-200)}}{17}$	18 + $\frac{\text{(ADM-200)}}{13}$	(See Table 1.)	
UNITS	_____	_____	<u>15.40</u>	<u>15.400</u>

BILINGUAL/BICULTURAL UNITS

	Category A	Category B	Category C	Category D	Category E	
(1 day count)	$\frac{X}{0.042}$	$\frac{X}{0.042}$	$\frac{X}{0.0084}$	$\frac{X}{0.0084}$	$\frac{X}{0.0042}$	
UNITS	_____	_____	_____	_____	_____	<u>0</u>

SPECIAL EDUCATION UNITS - (Includes pre-elementary)

	Gifted	Resources	Self-Contained	Intensive	
(1 day count)	$\frac{X}{0.025}$	$\frac{22}{X}$ 0.056	$\frac{X}{0.1}$	$\frac{X}{0.333}$	
UNITS	_____	<u>1.232</u>	_____	_____	<u>1.232</u> **

VOCATIONAL EDUCATION UNITS - COMPLETE VOC. ED. ENROLLMENT REPORTS
(FORM# OAVE 92-05-007 can be found in the FORMS BOOK)

Please insert the number of units generated within the funding community in the space provided. .10

WHEN CALCULATING INSTRUCTIONAL UNITS, CARRY THREE DECIMAL PLACES IN EACH PROGRAM AREA!

TABLE 1.

<u>ADM</u>	<u>UNITS</u>
1-10	2
11-20	2 + $\frac{\text{(ADM-10)}}{5}$
21-60	4 + $\frac{\text{(ADM-20)}}{8}$
61-120	9 + $\frac{\text{(ADM-60)}}{12}$
121-525	14 + $\frac{\text{(ADM-120)}}{15}$

*Minimum of 0.1 units at a funding community level

** Minimum of 0.25 units at a funding community level

Annette Island School District FY94 State Foundation Calculations

Funding	ADM	K-12 Units	Bl/Bic Units /1	Special Ed. Units	Voc. Ed. Units /1	Total Units
Annette	407.00	33.13	1.00	5.04	1.00	40.17

						1.03 Area Cost Differential
Total PL81-874 /2				\$1,867,100		41.38 Adjusted Units
Less Indian Land Add-on				(339,855)		\$61,000 Unit Value
Less Special Ed. Add-on				(167,823)		2,524,180 BASIC NEED
PL81-874 Eligible for Deductions				1,359,422		
Statutory deduction				90%		
				1,223,480 >>>>>>>		1,223,480 Less Deductible PL81-874
						<u>\$1,300,700</u> State Foundation Aid

/1 minimum of 1 unit for the district if providing services.

/2 PL81-874 are Federal payments direct to school districts.

Annette Island Schools

Count Period October 22, 1993

Annette

Funding Community Name

Approved Grade Levels K-12

FY94 FOUNDATION REPORT FUNDING COMMUNITY UNITS

K-12 UNITS (K must be counted on a FTE basis, half or full-time)				TOTAL
ADM (20 day)	K-6	<u>234</u>	7-12 <u>173</u>	Combined <u>407</u>
	16+ (ADM-200)	<u>17</u>	18+ (ADM-200)	<u>18</u> (See Table 1.)
UNITS		<u>.0</u>	<u>.0</u>	<u>33,134</u>
				<u>33,133</u>

BILINGUAL/BICULTURAL UNITS

(1 day count)	Category A	Category B	Category C	Category D	Category E	
	<u>0</u>	<u>1</u>	<u>0</u>	<u>8</u>	<u>17</u>	
	X	X	X	X	X	
	0.042	0.042	0.0084	0.0084	0.0042	
UNITS		<u>.042</u>	<u>0</u>	<u>0.57</u>	<u>.071</u>	<u>1.00</u>

SPECIAL EDUCATION UNITS - (includes pre-elementary)

(1 day count)	Gifted	Resource	Self-Contained	Intrusive	
	<u>12</u>	<u>81</u>	<u>2</u>	<u>0</u>	
	X	X	X	X	
	0.025	0.056	0.1	0.333	
UNITS	<u>.30</u>	<u>4.536</u>	<u>.2</u>	<u>0</u>	<u>5.036</u>

VOCATIONAL EDUCATION UNITS - COMPLETE VOC. ED. ENROLLMENT REPORTS

(FORMS GAVE 92-05-007 can be found in the FORMS BOOK)

Please insert the number of units generated within the funding community in the space provided. 1.00

WHEN CALCULATING INSTRUCTIONAL UNITS, CARRY THREE DECIMAL PLACES IN EACH PROGRAM AREA

TABLE 1.

ADM	UNITS
1-10	<u>2</u>
11-20	2+ <u>(ADM-10)</u> <u>3</u>
21-60	4+ <u>(ADM-20)</u> <u>8</u>
61-120	8+ <u>(ADM-60)</u> <u>12</u>
121-525	14+ <u>(ADM-120)</u> <u>16</u>

*Minimum of 0.1 units at a funding community level

** Minimum of 0.25 units at a funding community level

ACTUAL
FY94 FOUNDATION REPORT
DISTRICT ADJUSTED UNITS

FUNDING COMMUNITY*	ADM	K-12 Units	Bi/Bi Units	Special Educ. Units	Vocational Educ. Units
--------------------	-----	---------------	----------------	---------------------------	------------------------------

HAINES	394.05	32.27 ⁰	0	3.717 3.72	1
--------	--------	--------------------	---	-----------------------	---

MOSQUITO LAKE	15	3	0	.338 .33	0
---------------	----	---	---	---------------------	---

TOTAL

409.05 (35.27 + 0 + 4.05 + 1) =

40.32

Times Area Differential X

1.05

Adjusted Units

42.34

X

\$61,000

Basic Need

2,582,740

* A separate page 2 must be completed for each funding community.

** If total is less than one, default to 1.0.

INSTRUCTIONAL UNITS SHALL BE ROUNDED TO TWO DECIMAL PLACES IN EACH PROGRAM AREA!
THIS REPORT IS DUE TWO WEEKS AFTER THE COUNT PERIOD (AS 14.17.160)

oh
oh

Haines
Funding Community Name

Approved Grade Levels K-12

FY94 FOUNDATION REPORT FUNDING COMMUNITY UNITS

<u>K-12 UNITS</u> (K must be counted on a FTE basis, half or full-time)			TOTAL
ADM (20 day)	K-6 _____	7-12 _____	Combined <u>394.05</u>
	15 + $\frac{(ADM-200)}{17}$	18 + $\frac{(ADM-200)}{13}$	(See Table 1.)
UNITS	_____	_____	<u>32.270</u> ✓ <u>32.270</u> ✓

<u>BILINGUAL/BICULTURAL UNITS</u>					
	Category A	Category B	Category C	Category D	Category E
(1 day count)	<u>X</u> 0.042	<u>X</u> 0.042	<u>X</u> 0.0084	<u>X</u> 0.0084	<u>X</u> 0.0042
UNITS	_____	_____	_____	_____	_____

<u>SPECIAL EDUCATION UNITS</u> - (Includes pre-elementary)				
	Gifted	Resources	Self-Contained	Intensive
(1 day count)	<u>17</u> <u>X</u> 0.025	<u>57</u> <u>X</u> 0.056	<u>1</u> <u>X</u> 0.1	<u>0</u> <u>X</u> 0.333
UNITS	<u>.425</u> ✓	<u>3.192</u> ✓	<u>.1</u> ✓	<u>0</u>
				<u>3.717</u> ✓ **

VOCATIONAL EDUCATION UNITS - COMPLETE VOC. ED. ENROLLMENT REPORTS
(FORM# OAVE 92-05-007 can be found in the FORMS BOOK)

Please insert the number of units generated within the funding community in the space provided. 1

WHEN CALCULATING INSTRUCTIONAL UNITS, CARRY THREE DECIMAL PLACES IN EACH PROGRAM AREA!

TABLE 1.

ADM	UNITS
1-10	2
11-20	2 + $\frac{(ADM-10)}{5}$
21-60	4 + $\frac{(ADM-20)}{8}$
61-120	9 + $\frac{(ADM-60)}{12}$
121-525	14 + $\frac{(ADM-120)}{15}$

*Minimum of 0.1 units at a funding community level

** Minimum of 0.25 units at a funding community level

Mosquito Lake

Funding Community Name

Approved Grade Levels K-4

FY94 FOUNDATION REPORT FUNDING COMMUNITY UNITS

<u>K-12 UNITS</u> (K must be counted on a FTE basis, half or full-time)				TOTAL
ADM (20 day)	K-6 _____	7-12 _____	Combined <u>15</u>	
	15 + $\frac{(ADM-200)}{17}$	18 + $\frac{(ADM-200)}{13}$	(See Table 1.)	
UNITS	_____	_____	<u>3,000</u>	<u>3,000</u>

BILINGUAL/BICULTURAL UNITS

	Category A	Category B	Category C	Category D	Category E	
(1 day count)	<u>X</u> 0.042	<u>X</u> 0.042	<u>X</u> 0.0084	<u>X</u> 0.0084	<u>X</u> 0.0042	
UNITS	_____	_____	_____	_____	_____	<u>0</u>

SPECIAL EDUCATION UNITS - (Includes pre-elementary)

	Gifted	Resources	Self-Contained	Intensive	
(1 day count)	<u>X</u> 0.025	<u>X</u> 0.056	<u>X</u> 0.1	<u>1</u> 0.333	
UNITS	_____	_____	_____	<u>.333</u>	<u>.333</u> **

VOCATIONAL EDUCATION UNITS - COMPLETE VOC. ED. ENROLLMENT REPORTS
(FORM# OAVE 92-05-007 can be found in the FORMS BOOK)

Please insert the number of units generated within the funding community in the space provided. 0

WHEN CALCULATING INSTRUCTIONAL UNITS, CARRY THREE DECIMAL PLACES IN EACH PROGRAM AREA!

TABLE 1

ADM	UNITS
1-10	2
11-20	2 + $\frac{(ADM-10)}{5}$
21-60	4 + $\frac{(ADM-20)}{8}$
61-120	9 + $\frac{(ADM-60)}{12}$
121-525	14 + $\frac{(ADM-120)}{15}$

*Minimum of 0.1 units at a funding community level

** Minimum of 0.25 units at a funding community level

Southeast Island School District FY94 State Foundation Calculations

Funding Community	ADM	K-12 Units	Bl/Bic Units /1	Special Ed. Units	Voc. Ed. Units /1	Total Units
Bruce Hill	7.00	2.00	0.00	0.25	0.10	
Craik	17.00	3.40	0.00	0.25	0.00	
Edna Bay	14.00	2.80	0.00	0.30	0.10	
Hollis	21.20	4.15	0.00	0.25	0.00	
Howard Valentine	42.70	6.84	0.00	0.25	0.10	
J. R. Gildersleeve	14.45	2.89	0.00	0.25	0.00	
Kasaan	3.00	2.00	0.00	0.25	0.00	
LaBouchere Bay	17.00	3.40	0.00	0.25	0.00	
Meyers Chuck	8.00	2.00	0.10	0.25	0.10	
Naukati	35.15	5.89	0.00	0.28	0.10	
Polk Inlet	11.00	2.20	0.00	0.25	0.10	
Port Alexander	22.65	4.33	0.00	0.44	0.10	
Port Protection	13.25	2.65	0.00	0.25	0.10	
Rowan Bay	12.00	2.40	0.00	0.25	0.10	
Smith Cove	5.00	2.00	0.00	0.25	0.10	
Thorne Bay	151.35	16.09	0.00	1.74	0.10	
Whale Pass	19.00	3.80	0.00	0.46	0.00	
Hold Harmless /3		3.57				
Total	413.75	72.41	1.00	6.22	1.10	80.73

		1.04 Area Cost Differential
Total PL81-874 /2	\$640,506	83.96 Adjusted Units
Less Indian Land Add-on	(19,285)	\$61,000 Unit Value
Less Special Ed. Add-on	(4,664)	5,121,560 BASIC NEED
PL81-874 Eligible for Deductions	616,557	
Statutory deduction	90%	
	<u>554,901</u> >>>>>>>	554,901 Less Deductible PL81-874
		<u>\$4,566,659</u> State Foundation Aid

/1 minimum of 1 unit for the district if providing services.

/2 PL81-874 are Federal payments direct to school districts.

/3 Hold Harmless provision; when K-12 units decrease 10% or more in one year. First year is 75% of the difference, second year is 50% and the third year is 25%. The base year in this case is the 1992 school year.

SOUTHEAST ISLAND SCHOOL DISTRICT
Actual FY94 Foundation Report
District Adjusted Units

Funding Community*	ADM	K-12 UNITS	BI/BI UNITS**	SPECIAL ED UNITS**	VOC ED UNITS**
Bruce Hill	7.00 ✓	2.00 ✓		0.25	0.1
Craik Logging	17.00 ✓	3.40 ✓		0.25	
Edna Bay	14.00 ✓	2.80 ✓		0.30 ✓	0.1
Hollis	21.20 ✓	4.15 ✓		0.25 ✓	
Howard Valentine	42.70 ✓	6.83 6.84 ✓		0.25	0.1
J.R. Gildersleeve	14.45 ✓	2.89 ✓		0.25	
Kasaan	3.00 ✓	2.00 ✓		0.25	
Labouchere Bay	17.00 ✓	3.40 ✓		0.25	
Meyers Chuck	8.00 ✓	2.00 ✓	0.10	0.25	0.1
Naukati	35.15 ✓	5.89 ✓		0.28 ✓	0.1
Polk Inlet	11.00 ✓	2.20 ✓		0.25	0.1
Port Alexander	22.65 ✓	4.33 ✓		0.44 ✓	0.1
Port Protection	13.25 ✓	2.65 ✓		0.25	0.1
Rowan Bay	12.00 ✓	2.40 ✓		0.25	0.1
Smith Cove	5.00 ✓	2.00 ✓		0.25	0.1
Thorne Bay/Correspd	151.35 ✓	16.09 ✓		1.74	0.1
Whale Pass	19.00 ✓	3.80 ✓		0.46	

TOTAL 413.75 (~~68.83~~ + 1.00 + 6.22 + 1.10) = 80.73

HH units 3.57
K-12 72.41

Area Differential X 1.04
Adjusted Units = 80.24

X 61,000.00
4,894,640.00

BASIC NEED = 4,894,640.00

***AS 14.17.031/Hold Harmless = -226,310.00

TOTAL STATE ALLOCATION = 5,120,950.00

83.11
(68.54)
14.27
X 25%
3.57 HH units

* A separate page 2 must be completed for each funding community.

** If total is less than one, default to 1.0.

***Calculation: FY91 Base 83.11 - 68.83 = 14.28 x 25% = 3.57 units x 1.04 x 61,000

FY93 FOUNDATION REPORT FUNDING COMMUNITY UNITS

K-12 UNITS (K must be counted on a FTE basis, half or full-time)

ADM (20-day)				TOTAL
K-6 _____	7-12 _____	Combined		<u>7.000</u>

BILINGUAL/BICULTURAL UNITS Units 2.000 ✓

(1 day count)	Category A	Category B	Category C	Category D	Category E	
	X	X	X	X	X	
	.042	.042	.0084	.084	.0042	
UNITS						<u>0*</u>

SPECIAL EDUCATION UNITS (Includes pre-elementary)

(1 day count)	Gifted	Resources 3	Self Contained	Intensive	
	X	X	X	X	
	.025	.056	.1	.333	
UNITS		0.168			<u>0.250**</u> ✓

VOCATIONAL EDUCATION UNITS 0.100

Please insert the number of units generated within the funding community in the space provided. Complete one Vocational Education enrollment report for each course offered.

WHEN CALCULATING INSTRUCTIONAL UNITS, CARRY 3 DECIMAL PLACES IN EACH PRGRM AREA

ADM	UNITS
1-10	2
11-20	2+ $\frac{(ADM-10)}{5}$
21-60	4+ $\frac{(ADM-20)}{8}$
61-120	9+ $\frac{(ADM-60)}{12}$
121-525	14+ $\frac{(ADM-120)}{15}$

*Minimum of .01 units at a funding community level

**Minimum of .025 units at a funding community level

FY93 FOUNDATION REPORT FUNDING COMMUNITY UNITS

K-12 UNITS (K must be counted on a FTE basis, half or full-time)

ADM (20-day) K-6 _____ 7-12 _____ Combined TOTAL 17.000

BILINGUAL/BICULTURAL UNITS

Units 3.400 ✓

(1 day count)	Category A	Category B	Category C	Category D	Category E	
	X	X	X	X	X	
	.042	.042	.0084	.084	.0042	
UNITS						<u>0*</u>

SPECIAL EDUCATION UNITS (Includes pre-elementary)

(1 day count)	Gifted	Resources	Self Contained	Intensive	
	1	2	1		
	X	X	X	X	
	.025	.056	.1	.333	
UNITS	0.025	0.112	0.100		<u>0.250**</u>
				= .237	

VOCATIONAL EDUCATION UNITS

0

Please insert the number of units generated within the funding community in the space provided. Complete one Vocational Education enrollment report for each course offered.

WHEN CALCULATING INSTRUCTIONAL UNITS, CARRY 3 DECIMAL PLACES IN EACH PRGRM AREA

ADM	UNITS
1-10	2
11-20	2+ (ADM-10) 5
21-60	4+ (ADM-20) 8
61-120	9+ (ADM-60) 12
121-525	14+(ADM-120) 15

*Minimum of .01 units at a funding community level

**Minimum of .025 units at a funding community level

FY93 FOUNDATION REPORT FUNDING COMMUNITY UNITS

K-12 UNITS (K must be counted on a FTE basis, half or full-time)

ADM (20-day) _____ TOTAL 14.000 ✓
 K-6 _____ 7-12 _____ Combined

BILINGUAL/BICULTURAL UNITS Units 2.800 ✓

	Category A	Category B	Category C	Category D	Category E	
(1 day count)	X	X	X	X	X	
	.042	.042	.0084	.084	.0042	
UNITS						0*

SPECIAL EDUCATION UNITS (Includes pre-elementary)

	Gifted 3	Resources 4	Self		
			Contained	Intensive	
(1 day count)	X	X	X	X	
	.025	.056	.1	.333	
UNITS	0.075	0.224			0.300**
			= .299		

VOCATIONAL EDUCATION UNITS 0.100

Please insert the number of units generated within the funding community in the space provided. Complete one Vocational Education enrollment report for each course offered.

WHEN CALCULATING INSTRUCTIONAL UNITS, CARRY 3 DECIMAL PLACES IN EACH PRGRM AREA

ADM	UNITS
1-10	2
11-20	2+ (ADM-10) 5
21-60	4+ (ADM-20) 8
61-120	9+ (ADM-60) 12
121-525	14+(ADM-120) 15

*Minimum of .01 units at a funding community level

**Minimum of .025 units at a funding community level

FY93 FOUNDATION REPORT FUNDING COMMUNITY UNITS

K-12 UNITS (K must be counted on a FTE basis, half or full-time)

ADM (20-day) TOTAL
 K-6 _____ 7-12 _____ Combined 21.200 ✓

BILINGUAL/BICULTURAL UNITS Units 4.150 ✓

(1 day count)	Category A	Category B	Category C	Category D	Category E	
	X	X	X	X	X	
	.042	.042	.0084	.084	.0042	
UNITS						<u>0*</u>

SPECIAL EDUCATION UNITS (Includes pre-elementary)

(1 day count)	Gifted	Resources 2	Self		
			Contained	Intensive	
	X	X	X	X	
	.025	.056	.1	.333	
UNITS					<u>0.250**</u> ✓

VOCATIONAL EDUCATION UNITS 0

Please insert the number of units generated within the funding community in the space provided. Complete one Vocational Education enrollment report for each course offered.

WHEN CALCULATING INSTRUCTIONAL UNITS, CARRY 3 DECIMAL PLACES IN EACH PRGRM AREA

ADM	UNITS
1-10	2
11-20	2+ (ADM-10) 5
21-60	4+ (ADM-20) 8
61-120	9+ (ADM-60) 12
121-525	14+(ADM-120) 15

*Minimum of .01 units at a funding community level

**Minimum of .025 units at a funding community level

FY93 FOUNDATION REPORT FUNDING COMMUNITY UNITS

K-12 UNITS (K must be counted on a FTE basis, half or full-time)

ADM (20-day) _____ TOTAL
 K-6 _____ 7-12 _____ Combined 42.700

BILINGUAL/BICULTURAL UNITS

Units

~~6.830~~ 6.830

(1 day count)	Category A	Category B	Category C	Category D	Category E	
	X	X	X	X	X	
	.042	.042	.0084	.084	.0042	
UNITS						<u>0*</u>

SPECIAL EDUCATION UNITS (Includes pre-elementary)

(1 day count)	Gifted	Resources	Self Contained	Intensive	
	1	1			
	X	X	X	X	
	.025	.056	.1	.333	
UNITS	0.025	0.224			<u>0.250**</u>
				= .249	

VOCATIONAL EDUCATION UNITS

0.100

Please insert the number of units generated within the funding community in the space provided. Complete one Vocational Education enrollment report for each course offered.

WHEN CALCULATING INSTRUCTIONAL UNITS, CARRY 3 DECIMAL PLACES IN EACH PRGRM AREA

ADM	UNITS
1-10	2
11-20	2+ (ADM-10) 5
21-60	4+ (ADM-20) 8
61-120	9+ (ADM-60) 12
121-525	14+(ADM-120) 15

*Minimum of .01 units at a funding community level

**Minimum of .025 units at a funding community level

FY93 FOUNDATION REPORT FUNDING COMMUNITY UNITS

K-12 UNITS (K must be counted on a FTE basis, half or full-time)

AD (1/2-day)				TOTAL
K-6 _____	7-12 _____	Combined		<u>14.450</u>

BILINGUAL/BICULTURAL UNITS Units 2.890 ✓

(1 day count)	Category A	Category B	Category C	Category D	Category E	
	X	X	X	X	X	
	.042	.042	.0084	.084	.0042	
UNITS						<u>0*</u>

SPECIAL EDUCATION UNITS (Includes pre-elementary)

(1 day count)	Self				
	Gifted 1	Resources 3	Contained	Intensive	
	X	X	X	X	
	.025	.056	.1	.333	
UNITS	0.025	0.168			<u>0.250**</u> ✓
				= .193	

VOCATIONAL EDUCATION UNITS 0

Please insert the number of units generated within the funding community in the space provided. Complete one Vocational Education enrollment report for each course offered.

WHEN CALCULATING INSTRUCTIONAL UNITS, CARRY 3 DECIMAL PLACES IN EACH PRGRM AREA

ADM	UNITS
1-10	2
11-20	2+ (ADM-10) 5
21-60	4+ (ADM-20) 8
61-120	9+ (ADM-60) 12
121-525	14+(ADM-120) 15

*Minimum of .01 units at a funding community level

**Minimum of .025 units at a funding community level

FY93 FOUNDATION REPORT FUNDING COMMUNITY UNITS

K-12 UNITS (K must be counted on a FTE basis, half or full-time)

ADM (20-day) K-6 _____ 7-12 _____ Combined TOTAL
3.000

BILINGUAL/BICULTURAL UNITS Units 2.000 ✓

(1 day count)	Category A	Category B	Category C	Category D	Category E	
	X	X	X	X	X	
	.042	.042	.0084	.084	.0042	
UNITS						<u>0*</u>

SPECIAL EDUCATION UNITS (Includes pre-elementary)

(1 day count)	Gifted	Resources	Self Contained	Intensive	
	X	X	X	X	
	.025	.056	.1	.333	
UNITS					<u>0.250**</u>
					= .056

VOCATIONAL EDUCATION UNITS 0

Please insert the number of units generated within the funding community in the space provided. Complete one Vocational Education enrollment report for each course offered.

WHEN CALCULATING INSTRUCTIONAL UNITS, CARRY 3 DECIMAL PLACES IN EACH PRGRM AREA

ADM	UNITS
1-10	2
11-20	2+ (ADM-10) 5
21-60	4+ (ADM-20) 8
61-120	9+ (ADM-60) 12
121-525	14+(ADM-120) 15

*Minimum of .01 units at a funding community level

**Minimum of .025 units at a funding community level

FY93 FOUNDATION REPORT FUNDING COMMUNITY UNITS

K-12 UNITS (K must be counted on a FTE basis, half or full-time)

ADM (20-day)				TOTAL
K-6 _____	7-12 _____	Combined		<u>17.000</u>

BILINGUAL/BICULTURAL UNITS

Units 3.400

(1 day count)	Category A	Category B	Category C	Category D	Category E	
	X	X	X	X	X	
	.042	.042	.0084	.084	.0042	
UNITS						<u>0*</u>

SPECIAL EDUCATION UNITS (Includes pre-elementary)

(1 day count)	Gifted 1	Resources 2	Self		
			Contained	Intensive	
	X	X	X	X	
	.025	.056	.1	.333	
UNITS	0.025	0.112			<u>0.250**</u>
			= .137		

VOCATIONAL EDUCATION UNITS

0

Please insert the number of units generated within the funding community in the space provided. Complete one Vocational Education enrollment report for each course offered.

WHEN CALCULATING INSTRUCTIONAL UNITS, CARRY 3 DECIMAL PLACES IN EACH PRGRM AREA

ADM	UNITS
1-10	2
11-20	2+ (ADM-10) 5
21-60	4+ (ADM-20) 8
61-120	9+ (ADM-60) 12
121-525	14+(ADM-120) 15

*Minimum of .01 units at a funding community level

**Minimum of .025 units at a funding community level

FY93 FOUNDATION REPORT FUNDING COMMUNITY UNITS

K-12 UNITS (K must be counted on a FTE basis, half or full-time)

ADM (20-day)				TOTAL
K-6 _____	7-12 _____	Combined		<u>8.000</u>

BILINGUAL/BICULTURAL UNITS Units 2.000

	Category A	Category B	Category C	Category D	Category E	
(1 day count)	X	X	X	X	X	
	.042	.042	.0084	.084	.0042	
UNITS			0.0084			<u>1.000 *</u>
					= .0084	

SPECIAL EDUCATION UNITS (Includes pre-elementary)

	Gifted	Resources	Self Contained	Intensive	
(1 day count)	X	X	X	X	
	.025	.056	.1	.333	
UNITS		0.056			<u>0.250 **</u>
				= .056	

VOCATIONAL EDUCATION UNITS 0.100

Please insert the number of units generated within the funding community in the space provided. Complete one Vocational Education enrollment report for each course offered.

WHEN CALCULATING INSTRUCTIONAL UNITS, CARRY 3 DECIMAL PLACES IN EACH PRGRM AREA

ADM	UNITS
1-10	2
11-20	2+ (ADM-10) 5
21-60	4+ (ADM-20) 8
61-120	9+ (ADM-60) 12
121-525	14+(ADM-120) 15

*Minimum of .01 units at a funding community level

**Minimum of .025 units at a funding community level

FY93 FOUNDATION REPORT FUNDING COMMUNITY UNITS

K-12 UNITS (K must be counted on a FTE basis, half or full-time)

ADM (20-day)
 K-6 _____ 7-12 _____ Combined TOTAL 35.150

BILINGUAL/BICULTURAL UNITS

Units 5.890 *5.894*

	Category A	Category B	Category C	Category D	Category E	
(1 day count)	X	X	X	X	X	
	.042	.042	.0084	.084	.0042	
UNITS						<u>0*</u>

SPECIAL EDUCATION UNITS (Includes pre-elementary)

(1 day count)	Gifted	Resources 5	Self		
			Contained	Intensive	
	X	X	X	X	
	.025	.056	.1	.333	
UNITS		0.280			<u>0.280**</u> ✓

VOCATIONAL EDUCATION UNITS

0.100

Please insert the number of units generated within the funding community in the space provided. Complete one Vocational Education enrollment report for each course offered.

WHEN CALCULATING INSTRUCTIONAL UNITS, CARRY 3 DECIMAL PLACES IN EACH PROGRAM AREA

ADM	UNITS
1-10	2
11-20	2+ (ADM-10) 5
21-60	4+ (ADM-20) 8
61-120	9+ (ADM-60) 12
121-525	14+(ADM-120) 15

*Minimum of .01 units at a funding community level

**Minimum of .025 units at a funding community level

FY93 FOUNDATION REPORT FUNDING COMMUNITY UNITS

K-12 UNITS (K must be counted on a FTE basis, half or full-time)

ADM (20-day)				TOTAL
K-6 _____	7-12 _____	Combined		<u>11.000</u>

BILINGUAL/BICULTURAL UNITS Units 2.200 ✓

	Category A	Category B	Category C	Category D	Category E	
(1 day count)	X	X	X	X	X	
	.042	.042	.0084	.084	0042	
UNITS						<u>0*</u>

SPECIAL EDUCATION UNITS (Includes pre-elementary)

	Gifted	Resources	Self Contained 1	Intensive	
(1 day count)	X	X	X	X	
	.025	.056	.1	.333	
UNITS			0.100		<u>0.250**</u>
				= .100	

VOCATIONAL EDUCATION UNITS 0.100

Please insert the number of units generated within the funding community in the space provided. Complete one Vocational Education enrollment report for each course offered.

WHEN CALCULATING INSTRUCTIONAL UNITS, CARRY 3 DECIMAL PLACES IN EACH PRGRM AREA

ADM	UNITS
1-10	2
11-20	2+ (ADM-10) 5
21-60	4+ (ADM--20) 8
61-120	9+ (ADM-60) 12
121-525	14+(ADM-120) 15

*Minimum of .01 units at a funding community level

**Minimum of .025 units at a funding community level

FY93 FOUNDATION REPORT FUNDING COMMUNITY UNITS

K-12 UNITS (K must be counted on a FTE basis, half or full-time)

ADM (20-day)				TOTAL
K-6 _____	7-12 _____	Combined		<u>22.650</u>

BILINGUAL/BICULTURAL UNITS

Units

4.330 7.331

(1 day count)	Category A	Category B	Category C	Category D	Category E	
	X	X	X	X	X	
	.042	.042	.0084	.084	.0042	
UNITS						0*

SPECIAL EDUCATION UNITS (Includes pre-elementary)

(1 day count)	Self				UNITS
	Gifted 4	Resources 6	Contained	Intensive	
	X	X	X	X	
	.025	.056	.1	.333	
UNITS	0.1	0.336			0.440**

.436

VOCATIONAL EDUCATION UNITS

0.100

Please insert the number of units generated within the funding community in the space provided. Complete one Vocational Education enrollment report for each course offered.

WHEN CALCULATING INSTRUCTIONAL UNITS, CARRY 3 DECIMAL PLACES IN EACH PRGRM AREA

ADM	UNITS
1-10	2
11-20	2+ (ADM-10) 5
21-60	4+ (ADM-20) 8
61-120	9+ (ADM-60) 12
121-525	14+(ADM-120) 15

*Minimum of .01 units at a funding community level

**Minimum of .025 units at a funding community level

FY93 FOUNDATION REPORT FUNDING COMMUNITY UNITS

K-12 UNITS (K must be counted on a FTE basis, half or full-time)

ADM (20--day)				TOTAL
K-6 _____	7-12 _____	Combined		<u>13.250</u>

BILINGUAL/BICULTURAL UNITS Units 2.650 ✓

	Category A	Category B	Category C	Category D	Category E	
(1 day count)	X	X	X	X	X	
	.042	.042	.0084	.084	.0042	
UNITS						<u>0*</u>

SPECIAL EDUCATION UNITS (Includes pre-elementary)

	Gifted	Resources	Self Contained	Intensive	
(1 day count)	1	1			
	X	X	X	X	
	.025	.056	.1	.333	
UNITS	0.025	0.056			<u>0.250**</u> ✓
				= .081	

VOCATIONAL EDUCATION UNITS 0.100

Please insert the number of units generated within the funding community in the space provided. Complete one Vocational Education enrollment report for each course offered.

WHEN CALCULATING INSTRUCTIONAL UNITS, CARRY 3 DECIMAL PLACES IN EACH PRGRM AREA

ADM	UNITS
1-10	2
11-20	2+ (ADM-10) 5
21-60	4+ (ADM-20) 8
61-120	9+ (ADM-60) 12
121-525	14+(ADM-120) 15

*Minimum of .01 units at a funding community level

**Minimum of .025 units at a funding community level

FY93 FOUNDATION REPORT FUNDING COMMUNITY UNITS

K-12 UNITS (K must be counted on a FTE basis, half or full-time)

ADM (20-day)				TOTAL
K-6 _____	7-12 _____	Combined		<u>12.000</u>

BILINGUAL/BICULTURAL UNITS Units 2.400 ✓

(1 day count)	Category A	Category B	Category C	Category D	Category E	
	X	X	X	X	X	
	.042	.042	.0084	.084	.0042	
UNITS						<u>0 *</u>

SPECIAL EDUCATION UNITS (Includes pre-elementary)

(1 day count)	Gifted	Resources 1	Self		
			Contained	Intensive	
	X	X	X	X	
	.025	.056	.1	.333	
UNITS		0.056			<u>0.250 **</u> ✓
				=.056	

VOCATIONAL EDUCATION UNITS 0.100

Please insert the number of units generated within the funding community in the space provided. Complete one Vocational Education enrollment report for each course offered.

WHEN CALCULATING INSTRUCTIONAL UNITS, CARRY 3 DECIMAL PLACES IN EACH PRGRM AREA

ADM	UNITS
1-10	2
11-20	2+ (ADM-10) 5
21-60	4+ (ADM-20) 8
61-120	9+ (ADM-60) 12
121-525	14+(ADM-120) 15

*Minimum of .01 units at a funding community level

**Minimum of .025 units at a funding community level

FY93 FOUNDATION REPORT FUNDING COMMUNITY UNITS

K-12 UNITS (K must be counted on a FTE basis, half or full-time)

ADM (20-day)				TOTAL
K-6 _____	7-12 _____	Combined		<u>5.000</u>

BILINGUAL/BICULTURAL UNITS

Units 2.000 ✓

(1 day count)	Category A	Category B	Category C	Category D	Category E	
	X	X	X	X	X	
	.042	.042	.0084	.084	.0042	
UNITS						<u>0*</u>

SPECIAL EDUCATION UNITS (Includes pre-elementary)

(1 day count)	Gifted	Resources 1	Self		
			Contained	Intensive	
	X	X	X	X	
	.025	.056	.1	.333	
UNITS		0.056			<u>0.250**</u> ✓
				= .056	

VOCATIONAL EDUCATION UNITS

0.100

Please insert the number of units generated within the funding community in the space provided. Complete one Vocational Education enrollment report for each course offered.

WHEN CALCULATING INSTRUCTIONAL UNITS, CARRY 3 DECIMAL PLACES IN EACH PRGRM AREA

ADM	UNITS
1-10	2
11-20	2+ (ADM-10) 5
21-60	4+ (ADM-20) 8
61-120	9+ (ADM-60) 12
121-525	14+(ADM-120) 15

*Minimum of .01 units at a funding community level

**Minimum of .025 units at a funding community level

FY93 FOUNDATION REPORT FUNDING COMMUNITY UNITS

K-12 UNITS (K must be counted on a FTE basis, half or full-time)

ADM (20-day)				TOTAL
K-6 _____	7-12 _____	Combined		<u>151.350</u>

BILINGUAL/BICULTURAL UNITS Units 16.090

(1 day count)	Category A	Category B	Category C	Category D	Category E	
	X	X	X	X	X	
	.042	.042	.0084	.084	.0042	
UNITS						<u>0*</u>

SPECIAL EDUCATION UNITS (Includes pre-elementary)

(1 day count)	Self				
	Gifted 4	Resources 18	Contained 3	Intensive 1	
	X	X	X	X	
	.025	.056	.1	.333	
UNITS	0.100	1.008	0.300	0.333	<u>1.741</u> **

1.741

VOCATIONAL EDUCATION UNITS 0.100

Please insert the number of units generated within the funding community in the space provided. Complete one Vocational Education enrollment report for each course offered.

WHEN CALCULATING INSTRUCTIONAL UNITS, CARRY 3 DECIMAL PLACES IN EACH PRGRM AREA

ADM	UNITS
1-10	2
11-20	2+ (ADM-10) 5
21-60	4+ (ADM-20) 8
61-120	9+ (ADM-60) 12
121-525	14+(ADM-120) 15

*Minimum of .01 units at a funding community level

**Minimum of .025 units at a funding community level

FY93 FOUNDATION REPORT FUNDING COMMUNITY UNITS

K-12 UNITS (K must be counted on a FTE basis, half or full-time)

ADM (20-day)				TOTAL
K-6 _____	7-12 _____	Combined		<u>19.000</u>
<i>BILINGUAL/BICULTURAL UNITS</i>				<u>3.800</u> ✓

(1 day count)	Category A	Category B	Category C	Category D	Category E	
	X	X	X	X	X	
	.042	.042	.0084	.084	.0042	
UNITS						<u>0*</u>

SPECIAL EDUCATION UNITS (Includes pre-elementary)

(1 day count)	Self				UNITS
	Gifted 1	Resources 6	Contained 1	Intensive	
	X	X	X	X	
	.025	.056	.1	.333	
	0.025 ✓	0.335 ✓	0.100 ✓	.461	
UNITS					<u>0.461**</u> ✓

VOCATIONAL EDUCATION UNITS

Please insert the number of units generated within the funding community in the space provided. Complete one Vocational Education enrollment report for each course offered.

WHEN CALCULATING INSTRUCTIONAL UNITS, CARRY 3 DECIMAL PLACES IN EACH PRGRM AREA

ADM	UNITS
1-10	2
11-20	2+ (ADM-10) 5
21-60	4+ (ADM-20) 8
61-120	9+ (ADM-60) 12
121-525	14+(ADM-120) 15

*Minimum of .01 units at a funding community level

**Minimum of .025 units at a funding community level

Alaska Department of Education
 Division of School Finance

FY94 Foundation Program Calculations

	Aleutians East	Annette	Haines	Southeast Is.
ADM	369.00	407.00	409.05	413.75
K-12 Units	45.73	33.13	35.27	72.41
Area Differential	1.31	1.03	1.05	1.04
Adjusted Units	59.91	34.12	37.03	75.31
Basic Need	\$3,654,510	\$2,081,320	\$2,258,830	\$4,593,910
Req. Local / PL81-874	(579,186)	(1,223,480)	(501,722)	(554,901)
State Foundation Aid	\$3,075,324	\$857,840	\$1,757,108	\$4,039,009

Following Per ADM

Basic Need	\$9,904	\$5,114	\$5,522	\$11,103
Req. Local / PL81-874	1,570	3,006	1,227	1,341
State Aid	\$8,334	\$2,108	\$4,296	\$9,762

The units and basic need presented on this spreadsheet only represent the K-12 student population. These numbers do not reflect the additional Bilingual/Bicultural, Special Education or Vocational Education units.

George Holcomb -
Anchorage Council of Educational Support

Joe Beckford - Unalaska
Taxes - Infrastructure

Bruce Stanton - Ketchikan
at cap index too low
wants more tax \$

Shirley Braspencky - AFT Anchorage
likes CS

Sharon Norton - Ketchikan
same as Bruce

Kathi Gillespie - Alaska PTA
disparity - special programs
elem. divisor - concept of ASPI
single site

Karen Bitzer - Anchorage PTA's
school funding for Anchorage

Craig City Schools - Superintendent
John Holst