

H B

8 3

HOUSE COMMITTEE REPORT

(9)

Date Referred: January 22, 1993

FURTHER REFERRALS:

Finance

Date of Committee Action: 3/30/93

The HEALTH, EDUCATION AND SOCIAL SERVICES Committee considered:

HB 83

HOUSE BILL NO. 83

APPROP: SCHOOL CONSTRUCTION GRANT FUND

"An Act making appropriations for construction and major maintenance of schools; and providing for an effective date."

RECOMMENDATIONS:

be replaced with _____

CS HB 83 (HESS)

the same title

a new title

have attached amendments(s)

do pass

do not pass

no recommendations

individual recommendations

additional referral to the _____ Committee

ADOPTS: _____ letter of Intent

ATTACHES NEW FISCAL NOTE(S): _____ (Dept)

APPROVES PREVIOUS: _____ (Dept/Date)

fiscal impact _____

fiscal note(s) _____

zero fiscal note Revenue

zero fiscal note(s) DOTPF 1/22/93

SIGNING DO PASS	DP	OTHER RECOMMENDATIONS	DNP	NR	AM
<u>Don Brundage</u>	<input checked="" type="checkbox"/>	<u>Paul Kest</u>		<input checked="" type="checkbox"/>	
<u>Scott D. ...</u>	<input checked="" type="checkbox"/>	<u>Al ...</u>		<input checked="" type="checkbox"/>	
<u>Harley Ellberg</u>	<input checked="" type="checkbox"/>	<u>Benny ...</u>		<input checked="" type="checkbox"/>	
<u>...</u>		<u>Tom ...</u>		<input checked="" type="checkbox"/>	

Don Brundage
CHAIRMAN'S SIGNATURE

3/30/93

LTM1100-R01
04/01/93

LEGISLATIVE TELECONFERENCE NETWORK

PAGE 01
18:22:18

TCN: 30444 DATE & TIME: 03/30/93 15:00 TO 17:00 STATUS:7 STATS. IN

**** ORDER SUMMARY ****

SPONSOR: HSES HOUSE HEALTH, EDUCATION AND SOCIAL SERVI CHAIRS: TOOHEY
PURPOSE: PUB PUBLIC HEARING BUNDE
CONTACT: LYNNE SMITH TEL#: (907)465-6825
CHAIRING SITE: JUNEAU CAPITOL CAP106

SPONSOR REMARKS(PUB): TESTIMONY:Y ALLOWED 5 MINUTE LIMIT
TCN REQUESTED ON 03/30/93 AND HAS 9 UPDATES

**** AGENDA ****

- 1 HB 174 CONSOLIDATION OF SCHOOL DISTRICTS
- 2 HB 190 AK SCIENCE & TECHNOLOGY FOUNDATION GRANTS

**** PARTICIPATING LIOS ****

ANC ANCHORAGE	3111 C STREET		LOCATION STAFF
* JNU JUNEAU	CAPITOL	CAP106	LOCATION STAFF
KTN KETCHIKAN	352 FRONT STREET		LOCATION STAFF
SOL KEN/SOL	34824 KALIFONSKY		LOCATION STAFF
TOK TOK LIO	MP 1314 AK. HWY		LOCATION STAFF

**** VOLUNTEER & OFFNET SITES ****

DJT GAL GALENA	GALENA SCHOOL	LAUREL OSBORNE	(907)656-1805
SIT CRA CRAIG	CITY HALL	HELEN GRAY	(907)826-3277
ZZZ OF1 OFFNET 1	KUSPUK	BOBBETTE BUSH	(907)675-4250
ZZZ OF2 OFFNET 2	DILLINGHAM	DON RENERO	(907)842-5225
ZZZ OF3 OFFNET 3	TANANA	RON DELAY	(907)366-7207

PARTICIPANTS IN ANCHORAGE ANC

1 MR. JOHN SIBERT	AK SCI & TEC FD TSFY. HB 190
550 W. 7TH AVE. #360	ANCHORAGE AK 99501 (907)272-4333

PARTICIPANTS IN GALENA DJT GAL

1 DR. BILL MILLER	SUPERINTENDENT TSFY. HB 174
BOX 299	GALENA AK 99741 (907)656-1205
2 MRS. LAUREL OSBORNE	BOARD MEMBER OBSV. HB 174
BOX 209	GALENA AK 99741 (907)656-1805

PARTICIPANTS IN: JUNEAU JNU

1 TEST 1	TSFY. ALL ITEMS
	AK (907)000-0000
2 TEST 2	TSFY. ALL ITEMS
	AK (907)000-0000
3 TEST 3	TSFY. ALL ITEMS
	AK (907)000-0000
4 TEST 4	TSFY. ALL ITEMS
	AK (907)000-0000
5 TEST 5	TSFY. ALL ITEMS
	AK (907)000-0000
6 TEST 6	TSFY. ALL ITEMS
	AK (907)000-0000
7 TEST 7	TSFY. ALL ITEMS
	AK (907)000-0000
8 TEST 8	TSFY. ALL ITEMS
	AK (907)000-0000

LTN1100-R01
04/01/93

LEGISLATIVE TELECONFERENCE NETWORK

PAGE 02
18:22:18

TCN: 30444 DATE & TIME: 03/30/93 15:00 TO 17:00 STATUS:7 STATS. IN

PARTICIPANTS IN: JUNEAU

JNU

9	TEST	9			TSFY. HB 174
				AK	(907)000-0000
10	TEST	10			TSFY. HB 174
				AK	(907)000-0000
11	OBS	1			OBSV. ALL ITEMS
				AK	(907)000-0000
					OBSV. ALL ITEMS

PARTICIPANTS IN: KETCHIKAN

KTN

1	MR. JOHN	HOLST			TSFY. HB 174
	BOX 800		CRAIG	AK	99921 (907)826-3274
2	MR. BOB	WEINSTEIN			TSFY. HB 174
	BOX 8340		KETCHIKAN	AK	99901 (907)225-9658

PARTICIPANTS IN: CRAIG

SIT CRA

1	MR. PAUL	THIBODEAU			TSFY. HB 174
	BOX 38		CRAIG	AK	99921 (907)826-3275

PARTICIPANTS IN: TOK LID

TOK

1	MS. CATHERINE	WILSON		AGSD	OBSV. HB 174
	P.O. BOX 226		TOK	AK	99780 (907)883-5151
2	MR. DICK	SCHULTZ			OBSV. HB 174
	P.O. BOX 487		TOK	AK	99780 (907)883-5858

PARTICIPANTS IN: OFFNET 1

ZZZ OF1

1	BOBRETTE	BUSH			TSFY. HB 174
---	----------	------	--	--	--------------

LTN1100-R01
04/01/93

LEGISLATIVE TELECONFERENCE NETWORK

PAGE 03
18:22:18

TCN: 30444 DATE & TIME: 03/30/93 15:00 TO 17:00 STATUS:7 STATS. IN

PARTICIPANTS IN: OFFNET 1

ZZZ OF1

2	KUSPUK	SUPERINTEDENT			AK (907)675-4250
					TSFY. HB 174
				AK	(907)675-4250

PARTICIPANTS IN: OFFNET 2

ZZZ OF2

1	DON	RENFRO			TSFY. HB 174
			DILLINGHAM	AK	(907)842-5225

PARTICIPANTS IN: OFFNET 3

ZZZ OF3

1	RON	DELAY			TSFY. HB 174
			TANANA	AK	(907)366-7207

WALTER J. HICKEL, GOVERNOR

OFFICE OF THE GOVERNOR
OFFICE OF MANAGEMENT AND BUDGET

P.O. BOX 110020
JUNEAU, ALASKA 99811-0020
PHONE: (907) 465-3568
FAX: (907) 465-2090

HB 82
HB 83

March 9, 1993

The Honorable Cynthia Toohey
The Honorable Con Bunde
Co-Chairs, House Health, Education and Social Services Committee
Alaska State Legislature
Capital Room 104
Juneau, AK 99801

Dear Representatives Toohey and Bunde:

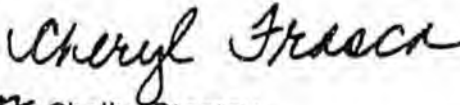
On behalf of the Governor, I am requesting an amendment to House Bill 83 to reflect full funding for the Ketchikan High School project. The amendment would increase the high school's funding from \$6,651,000 to \$9,501,600.

The original intent of both House Bill 82 and 83 was to set up a school funding program that included a local match for state funded projects. The full amount for Ketchikan Gateway Borough's request was \$9,501,600. The amount reflected in House Bill 83 was reduced by is \$2,850,500, which reflects the community match amount.

It should be noted that this project has been ongoing for several years. Based on additional information presented to the Department of Education by the Ketchikan Gateway Borough, it is clear the Borough has already satisfied any match that may be required as a result of this legislation. It is therefore requested that the amount for the Ketchikan High School project be amended to \$9,501,600 in House Bill 83.

Thank you for your consideration of this request.

Sincerely,


for J. Shelby Stastny
Director

cc: Jerry Covey, Commissioner, Department of Education
Richard Clevenger, Superintendent, Ketchikan Gateway Borough Schools



Alaska State Legislature
 House of Representatives
 COMMITTEE ON HEALTH, EDUCATION
 AND SOCIAL SERVICES

DATE: FEBRUARY 9, 1993

PLACE: Capitol Room 106

SUBJECT OF MEETING:

- *HB 82: SCHOOL CONSTRUCTION
- *HB 83: APPROP: SCHOOL CONSTRUCTION GRANT FUND

NAME	REPRESENTING	BUSINESS/PERSONAL MAILING ADDRESS	ZIP	(H) PHONE	(W) PHONE	DO YOU WANT TO TESTIFY?	WHAT SUBJECT/ WHICH BILL?
HP Gazaway	Self	1521 W 14 Anch AK	99501	2673 27725		Y	(N)
Lawrence Johnson	R. Gillespie	9478 Riverbend Junction	99821		463-3375	Y	(N)
JERRY COVEY, DOE COMMISSIONER						Y	N
SARY BADER, DOE						Y	N
DUANE GILEY, DOE						Y	N
						Y	N
						Y	N
						Y	N
						Y	N
						Y	N



ANNETTE ISLANDS SCHOOL DISTRICT

P.O. Box 7 • Metlakatla, AK 99926

Accredited by Northwest Accreditation Association

High School Principal's Office

(907) 886-6000

FAX: (907) 886-5120

Superintendent's Office

(907) 886-6332

FAX: (907) 886-5130

Elementary Principal's Office

(907) 886-4121

February 15, 1993

TO: Honorable Members of the Alaska State Senate and
House of Representatives

FROM: Annette Islands School District
Board of Education

RE: Support Regarding Legislation in the 1993 Session

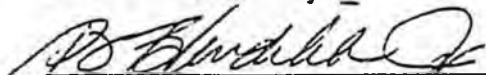
The Annette Islands School District Board of Education, speaking on behalf of the Metlakatla Indian Community respectively requests your support for legislative issues which will result in improved educational programs and facilities for our students. The legislation of interest to us is as follows:

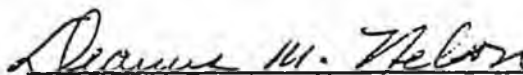
Priority 1. Support SB 62/HB 85. It is felt that the bill benefits the Annette Islands School District in several ways. It eliminates the need to lobby annually for the single site funding. It also supports the concept of flooring a district, so no district is negatively impacted by the formula changes. The minimum level of funding for vocational educational at one unit is acceptable; it means no less than what we have been receiving.

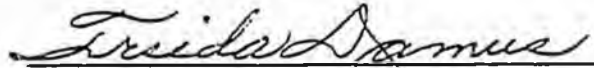
Priority 2. Support for SB 60/HB 83. The Annette Islands School District ranks 14th for the Number One priorities as recommended by the Department of Education. The recommendation to fund this includes Annette Islands School District. The funding would remove life and safety issues for students of the district in the elementary and middle schools. The attached information outlines the professional opinions related to the project.

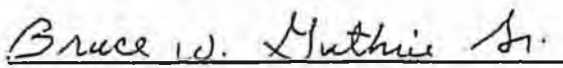
Priority 3. Support for Reappropriation of FY 90 Funds. The 1990 legislature appropriated \$285,000 for the installation of a sprinkler system. An amount of this appropriation was utilized to install a computer lab in the high school. The reappropriation request adds language that would retroactively allow for such an expenditure. The attached backup speaks to the request.

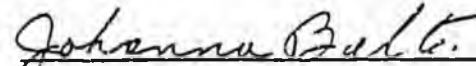
The Board of Education appreciates your support of these issues. If additional information is necessary, please feel free to contact us. Thank you.

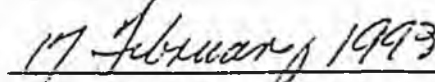

Paul T. Brendible, President


Deanna Nelson, Vice President


Frieda Damus, Secretary


Bruce Guthrie, Treasurer


Johanna Bolton, Member


Date



SOUTHEAST
ISLAND
SCHOOL
DISTRICT

1621 TONGASS AVENUE SUITE 301
POST OFFICE BOX 8340
KETCHIKAN, ALASKA 99901
(907) 225-9658 OR 225-9659

Robert Weinstein
SUPERINTENDENT

February 17, 1993

Representative Con Bunde, Co-Chair
House Health, Education and Social Services Committee
Alaska House of Representatives
P.O. Box V
Juneau, Alaska 99811

Dear Representative Bunde:

This letter is to indicate support for the comprehensive education-related legislation which Governor Hickel has recently introduced. For your information, I am in my twelfth year as Superintendent of Southeast Island School District. This is the first time in those years that I have seen a proposal from an administration which is addressing a number of critical issues facing education in Alaska in a comprehensive manner.

My specific comments are as follows.

1. SB 60/HB 83: Construction and Major Maintenance

It should be clear from the growing backlog in school construction throughout the state of Alaska that a commitment does need to be made now to construct needed facilities. I realize that additional refinement needs to occur with respect to the amount of available funding, appropriate funding sources, and the project list itself. However, it is refreshing to see recognition of a large gap between existing and needed facilities, as well as a sensible plan to do something about it, so that critical facility needs in both urban and rural Alaska begin to be addressed.

2. SB 61/HB 84: Alaska 2000 Recommendations

A number of the recommendations which the Governor is proposing in order to implement his Alaska 2000 program have the potential for positive impacts on education in Alaska.

A. Research and Development Grants: I think it is important to education in the state of Alaska that there be a mechanism whereby the Department of Education can approve research and development grants which are directly linked to school improvement. It seems to me that this will be a very cost effective manner of introducing successful model projects for student learning, which after development can then be replicated in other school districts in the state at minimal cost.

B. Charter Schools: A charter school approved by the local school board makes sense if the result is that appropriate decision-making occurs at the local school level to the greatest extent possible. I would suggest consideration of some technical changes. For example, Section 13 (a) should be modified so that the listed exemptions are permissive, not automatic, i.e. there may

Testimony

Representative Bunde

Page 2

February 17, 1993

be a mutual desire for exemption from some, but not all, of the specified local requirements. The bottom line, however, is that, if state and/or local requirements are impeding student performance, a waiver or exemption process within the context of charter schools is most appropriate.

C. Tenure: I have some questions as to how the changes proposed in sections 9 and 10 would be efficiently implemented in a regional school district.

3. SB 62/HB 85: School Foundation Program Changes

After many years of examining available data, there is no question in my mind that the current area differentials are based upon inaccurate, if not obsolete, data, and are therefore inequitable. In order to have equitable school programs throughout the state, the Legislature must assure that the basic school foundation formula itself addresses equity. The proposed school price index is based upon recent data, including key areas of actual school costs, as opposed to arbitrary area differentials lacking support from objective data. For those reasons I strongly support the concept of the Alaska school price index as a replacement for area differentials.

In closing, I ask that you give support to the concepts embodied in these proposals, with further refinement of details as is appropriate to each piece of legislation.

Sincerely,



Robert Weinstein
Superintendent

RW:eb
cc: Commissioner of Education

**KENAI PENINSULA BOROUGH**

144 N. BINKLEY • SOLDOTNA, ALASKA 99669
PHONE (907) 262-4441

DON GILMAN
MAYOR

FAX MEMORANDUM

TO: House HESS Committee Chairmen - FAX 465-6790
Representative Cynthia Toohey
Representative Con Bunde
Representative Gary Davis

FROM: ^{bc} Bonnie Golden, Administrative Assistant to Mayor
PHONE: (907) 262-5515 FAX: (907) 262-8616

DATE: February 9, 1993

RE: House Bills 82 and 83

PAGES: Three, including this one

Attached please find the position paper for the Kenai Peninsula Borough for House Bills 82 and 83, school construction and major maintenance grants. This position paper is being sent to you in advance of the teleconference scheduled for this afternoon to address these two house bills. Kenai Borough and School District representatives will be in attendance at the teleconference and available to answer questions you may have.



KENAI PENINSULA BOROUGH

144 N. BINKLEY • SOLDOTNA, ALASKA 99669
PHONE (907) 262-4441

DON GILMAN
MAYOR

POSITION PAPER
KENAI PENINSULA BOROUGH
SB 59 and SB 60
HB 82 and HB 83
School Construction Grants
February 8, 1993

The Kenai Peninsula Borough Assembly has not taken a position on SB 59/60 and HB 82/83. However, the Assembly has consistently been on record as supporting matching grant programs with the local match requirement of 30% or less. The following comments are from the Kenai Peninsula Borough Administration and I believe generally reflect the feelings of both the Assembly and School Board.

1. The Kenai Peninsula Borough supports the concepts embodied in SB 59 and HB 82 with the following exceptions:
 - A. The percentage of participation should be fixed; i.e. 15%, 30%, etc. instead of a sliding scale from 30% up to 55%. The simpler the program, the easier it is to explain to voters when they are asked to approve bonds for school construction. The program that was in place for many years was a reimbursement program which was not fixed. Communities could never, with certainty, tell voters how much the school projects were going to cost. We do not object to an ability to pay schedule.
 - B. The construction grant fund and the major maintenance grant fund make imminent sense; the use of current HB 37 criteria does not. It is our feeling that the priority process, the plan review and approval process, and the design criteria from which the state will pay should all be revisited and the HB 37 evaluation process should be scrapped.

SB 59 and SB 60
HB 82 and HB 83
2/8/93
Page 2

2. The Kenai Peninsula Borough supports SB 60 and HB 83 if a decision has been reached by the administration and legislature that school construction programs should be achieved with use of cash instead of bonds. It is our opinion that there is not enough money in regular general fund revenues and various other fund balances to carry out a \$600 million program over a four-year period without using the undistributed income account. Further, it is our opinion that if the undistributed income account is going to be used for anything, education construction is probably a preferred area for expenditure.

The Kenai Peninsula Borough does not oppose a bonding program. Bonding is an entirely different topic than what is embodied in SB 59 and HB 82.

If we can be of assistance to you or your staff on this important matter, please feel free to call upon us.

STATE OF ALASKA

WALTER J. HICKEL, GOVERNOR

DEPARTMENT OF EDUCATION

GOLDBELT PLACE
801 WEST 10TH STREET, SUITE 200
JUNEAU, ALASKA 99801-1894

House Bill 83

"An Act making appropriations for construction and major maintenance of schools"

The following information is provided to the House HESS Committee:

Summary of House Bill 83	Page 1
Sectional Analysis of House Bill 83	Page 2
Governor Hickel's transmittal letter	Page 3
Letter from the Alaska Permanent Fund Corporation - "Analysis of the Impact of Making Certain Changes to the Current Use of Fund Income"	Page 5
Capital Improvement Program Proposal Highlights	Green Paper
Capital Improvement Program Budget Request for FY 94 - Funding Level 60% - 100%	Buff Paper

HB 83
**"An Act making appropriations for construction
and major maintenance of schools"**

Grants for School Construction

- Section 1 of this legislation appropriates \$107,688,000 to the school construction grant fund to finance life, health, and safety construction projects in our public schools which are necessary to avert imminent dangers, and projects for un-housed students.

Grants for Major Maintenance

- Section 2 of this legislation appropriates \$42,312,000 to a major maintenance grant fund to finance costs of certain repairs to many of our public schools.

SECTIONAL ANALYSIS

House Bill 83

"An Act making appropriations for construction and major maintenance of schools; and providing for an effective date."

Section 1 appropriates \$107,688,000 from the earnings reserve account to the school construction grant fund and allocates payments to school districts and REAAs subject to grant conditions.

- Provides a listing of the school districts and REAA's, the purpose, and the allocation amount.

Section 2 appropriates \$42,312,000 from the earnings reserve account to the major maintenance grant fund and allocates payments to school districts and REAAs subject to grant conditions.

- Provides a listing of the school districts and REAAs, the purpose, and the allocation amount.

Section 3 provides that appropriations under the Act are for capital projects and are subject to the provisions of AS 37.25.020 relating to unexpended balances of appropriations for capital projects.

Section 4 provides for an effective date for sections one and three of this Act.

Section 5 provides that section two takes effect on the effective date of an Act creating a major maintenance grant fund in AS 14.11.



STATE OF ALASKA
OFFICE OF THE GOVERNOR
JUNEAU

January 22, 1993

The Honorable Rick Halford
President of the Senate
Alaska State Legislature
State Capitol
Juneau, AK 99801-1182

Dear President Halford:

Under the authority of art. III, sec. 18, of the Alaska Constitution, I am transmitting a bill making \$150,000,000 in capital appropriations for construction and major maintenance of Alaska's public schools.

Section 1 of the bill appropriates \$107,688,000 to the school construction grant fund to finance life, health, and safety construction projects in our public schools which are necessary to avert imminent dangers. These appropriations will fulfill the existing backlog of this category of needs, plus fund several other essential capital projects to help meet projected student enrollment increases in the near future.

Section 2 of the bill appropriates \$42,312,000 to a major maintenance grant fund to finance costs of certain repairs to many of our public schools. These appropriations are cost-effective because making repairs now can often avoid major rebuilding or construction costs later. Also, some of the projects may make the schools more energy efficient, which will likely have long-term energy savings for the state.

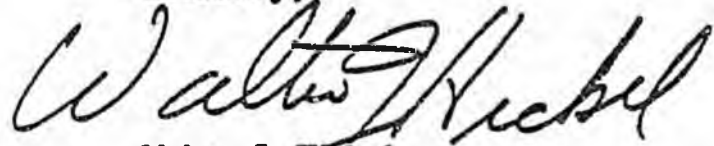
The appropriation amounts in both secs. 1 and 2 of the bill assume that the local community will financially participate in each project in order to fully fund it. Requiring a local community participating share should allow limited state dollars to go farther in financing capital needs in our public schools. Such a requirement also may increase local community interest in the size, design, and cost of the overall project and in prioritizing the project against other community needs for state funding.

The need for additional capital money has been supported by the state Board of Education. I urge support, as well, for these important projects.

The Honorable Rick Halford
January 22, 1993
Page 2

Finally, while some may question the use of the earnings reserve account in the permanent fund for these projects, I can see no higher use for this money than to improve our public schools in order to provide quality educational facilities for our children. Alaska's children deserve the finest to help them learn to their greatest capacities.

Sincerely,

A handwritten signature in cursive script that reads "Walter J. Hickel". The signature is written in dark ink and is positioned above the typed name and title.

Walter J. Hickel
Governor



Alaska Permanent Fund Corporation
P.O. Box 25500 Juneau, Alaska 99802-5500
(907) 465-2047

MEMORANDUM

DATE: January 14, 1993

TO: Harry Gamble
Department of Education

FROM: Jim Kelly *[Signature]*
Research & Liaison Officer

SUBJECT: **Analysis of the Impact of Making Certain
Changes to the Current Use of Fund Income**

Attached are two financial projections prepared by the Alaska Permanent Fund Corporation at your request.

Financial Projection #1: This is the status quo case as of November 30, 1992. It provides the benchmark against which to compare and contrast any changes to current law.

Financial Projection #2: This projection makes the following changes to the status quo: (1) in fiscal 1993 and 94, \$150 million is appropriated from the Fund's earnings reserve account to the General Fund; and (2) in fiscal 1995 and 96, \$100 million is appropriated.

This analysis concerns itself with the following impacts on the Permanent Fund:

- * How would the changes affect the growth of Fund principal?
- * How would they affect the level of Fund net income produced in the future?

- * How would they affect total dividend distributions (in millions), and the amounts of annual per capita dividends?
- * How would they affect inflation-proofing transfers?
- * How would they affect amounts available for distribution to the General Fund.

To provide analysis-at-a-glance, the impacts for the fiscal years 1993, 2000, 2005 and 2010 are pulled off the projection sheets and juxtaposed below

	Status Quo <i>(in millions)</i>	Projection #2 <i>(in millions)</i>
Fund Principal Balance		
June 30, 1993:	\$12,324	\$12,324
June 30, 2000:	19,540	19,540
June 30, 2005:	26,638	25,819
June 30, 2010:	34,211	33,170
Annual Net Income		
Fiscal 1993:	\$1,073	\$1,073
Fiscal 2000:	1,802	1,745
Fiscal 2005:	2,386	2,313
Fiscal 2010:	3,072	2,978
Dividend Distribution		
Fiscal 1993:	\$ 517	\$ 517
Fiscal 2000:	807	781
Fiscal 2005:	1,127	1,091
Fiscal 2010:	1,464	1,420

Status Quo (in millions)	Projection #2 (in millions)
-----------------------------	--------------------------------

Per Capita Dividends

1993:	\$ 922	\$ 922
2000:	1,233	1,191
2005:	1,552	1,502
2010:	1,849	1,791

Inflation-Proofing Transfers

Fiscal 1993:	\$ 365	\$ 365
Fiscal 2000:	1,106	1,106
Fiscal 2005:	1,260	1,221
Fiscal 2010:	1,607	1,559

Distributions to the General Fund

Fiscal 1993:	-0-	\$150
Fiscal 2000:	-0-	-0-
Fiscal 2005:	-0-	-0-
Fiscal 2010:	-0-	-0-

Compared to the status quo, the most noticeable effects of adoption of the changes depicted in **Projection #2** would be as follows:

- * *Fund principal* would be the same in 2000, \$819 million smaller in 2005, and \$1.041 billion smaller in 2010.
- * *Net income* would be \$57 million smaller in 2000, \$73 million smaller in 2005, and \$94 million smaller in 2010.
- * *The dividend distribution* would be \$26 million smaller in 2000, \$36 million smaller in 2005, and \$44 million smaller in 2010.
- * *Per capita dividends* would be \$42.00 smaller in 2000, \$50.00 smaller in 2005, and \$58.00 in 2010. (Note: Dividends would be

the same in fiscal 1993, \$2.00 smaller in 1994, \$7.00 smaller in 1995, \$14.00 smaller in 1996 and \$22.00 smaller in 1997.)

- * The *inflation-proofing transfer* would be the same in 2000, \$39 million smaller in 2005, and \$48 million smaller in 2010.
- * The *distribution to the General Fund* would be \$150 million larger in 1993, and the same in 2000, 2005, and 2010. (Note: Distributions to the General Fund would be \$150 million larger in 1994, \$100 million larger in 1995 and \$100 million larger in 1996.)

For Your Information: These projections are based on a certain set of basic assumptions; the numbers shown on these sheets would change if different assumptions were used. The assumptions used in the preparation of each projection are listed at the bottom of each projection sheet, and explained herein.

It is the Corporation's policy to use conservative assumptions wherever possible. Thus, the Fund's long-term rate of return is projected to average 3% per year after inflation; long-term inflation is projected to average 6% per year; and the assumptions for future dedicated State oil revenues are taken from the Department of Revenue's most recent "low case" forecast. The population assumptions used in the computation of future per capita dividend payments are derived from the Middle Series of the Department of Labor's "Population Projections" dated November 1991.

PLEASE NOTE THAT THE CORPORATION NEITHER SUPPORTS NOR OPPOSES ANY PROPOSED CHANGES TO THE CURRENT USE OF FUND EARNINGS, EXCEPT AS THEY MAY RELATE TO THE PROPER EXERCISE OF THE TRUSTEES' FIDUCIARY RESPONSIBILITIES AS REQUIRED UNDER THE PRUDENT INVESTOR RULE.



#1

Alaska Permanent Fund Corporation

FINANCIAL PROJECTIONS (in millions)

as of November 30, 1992

GROWTH OF FUND PRINCIPAL						
FY	FY Begin Balance	Appro- riations	Dedicated State Revenues*	Inflation- Proofing	FY End Balance	Inflation- Proofing Shortfall
78	0		54		54	
79	54		84		139	
80	139		344		483	
81	483	900	385		1,769	
82	1,769	800	400		2,969	
83	2,969	400	421	231	4,021	
84	4,021	300	366	151	4,838	
85	4,838	300	368	235	5,741	
86	5,741		323	216	6,281	
87	6,281	1,264 **	170	148	7,864	
88	7,864		418	303	8,585	
89	8,585		228	360	9,173	
90	9,173		267	454	9,894	
91	9,894		435	559	10,888	
92	10,888		338	477	11,703	
93	11,703		256	365	12,324	
94	12,324		241	565	13,130	
95	13,130		249	602	13,981	
96	13,981		255	641	14,877	
97	14,877		248	681	15,805	
98	15,805		235	963	17,003	
99	17,003		209	1,033	18,245	
00	18,245		189	1,106	19,540	
01	19,540		172	1,183	20,895	
02	20,895		158	1,263	22,316	
03	22,316		143	1,348	23,806	
04	23,806		129	1,328	25,263	108
05	25,263		115	1,260	26,638	263
06	26,638		102	1,325	28,065	279
07	28,065		79	1,393	29,538	295
08	29,538		25	1,462	31,024	312
09	31,024		25	1,533	32,582	330
10	32,582		22	1,607	34,211	349
Cumulative Totals Projected						
For FY 1993 - 2010:						1,936

USE OF FUND INCOME					
Net Income	Distributions			Reserves	
	Dividends	Inflation- Proofing	General Fund	Add (Delete)	FY End Balance
2			1		
8			7		
32	12		12		
150	28		28	59	59
368	71		71	185	244
471	108	231	110	110	354
530	175	151		203	557
658	217	235		206	763
1,021	303	216		501	1,264 **
1,069	391	148		529	529
789	424	303		62	591
868	460	360	4	44	635
916	487	454	4	(30)	605
1,030	488	559	4	(24)	581
1,038	488	477	5	64	645
1,073	517	365		191	836
1,121	544	565		12	848
1,191	572	602		16	865
1,264	597	641		27	891
1,342	629	681		32	927
1,588	683	963		(58)	865
1,694	743	1,033		(82)	783
1,802	807	1,106		(111)	672
1,913	876	1,183		(145)	527
2,026	947	1,263		(184)	342
2,142	1,006	1,348		(211)	131
2,262	1,065	1,328		(131)	
2,386	1,127	1,260			
2,515	1,190	1,325			
2,649	1,255	1,393			
2,785	1,323	1,462			
2,925	1,392	1,533			
3,072	1,464	1,607			
35,748	16,737	19,656			

REALIZED RATE OF RETURN ASSUMPTIONS:

	Nominal	Inflation	Real
FY 93:	8.36%	3.05%	5.31%
FY 94 - 97: ***	8.10%	4.50%	3.60%
FY 98 - 2010:	9.00%	6.00%	3.00%

* Department of Revenue Fall 1992 Low-Case Revenue Forecast.

** Earnings reserve appropriated to Fund principal by the Legislature July 1, 1987.

*** Based on capital market assumptions adopted by the Board of Trustees in March 1992.

STATUS QUO



#2

Alaska Permanent Fund Corporation

FINANCIAL PROJECTIONS (in millions)

as of November 30, 1992

GROWTH OF FUND PRINCIPAL						
FY	FY Begin Balance	Appropriations	Dedicated State Revenues*	Inflation-Proofing	FY End Balance	Inflation-Proofing Shortfall
78	0		54		54	
79	54		84		139	
80	139		344		483	
81	483	900	385		1,769	
82	1,769	800	400		2,969	
83	2,969	400	421	231	4,021	
84	4,021	300	368	151	4,838	
85	4,838	300	368	235	5,741	
86	5,741		323	216	6,281	
87	6,281	1,264 **	170	149	7,864	
88	7,864		418	303	8,585	
89	8,585		228	360	9,173	
90	9,173		267	454	9,894	
91	9,894		435	559	10,888	
92	10,888		338	477	11,703	
93	11,703		256	365	12,324	
94	12,324		241	585	13,130	
95	13,130		249	602	13,981	
96	13,981		255	641	14,877	
97	14,877		248	681	15,805	
98	15,805		235	963	17,003	
99	17,003		209	1,033	18,245	
0	18,245		189	1,106	19,540	
1	19,540		172	1,034	20,745	149
2	20,745		158	1,045	21,949	209
3	21,949		143	1,102	23,173	224
4	23,183		129	1,160	24,482	239
5	24,482		115	1,221	25,819	255
6	25,819		102	1,285	27,206	270
7	27,206		79	1,351	28,636	286
8	28,636		25	1,418	30,078	302
9	30,078		25	1,486	31,589	320
10	31,589		22	1,559	33,170	338
Cumulative Totals Projected						
For FY 1993 - 2010: 2,852 18,615 2,592						

USE OF FUND INCOME					
Net Income	Distributions			Reserves	
	Dividends	Inflation-Proofing	General Fund	Add (Delete)	FY End Balance
2				1	
8				7	
32	12			12	
150	28			28	59
368	71			71	244
471	108	231		110	354
530	175	151		203	557
658	217	235		206	763
1,021	303	216		501	1,284 **
1,069	391	148		529	529
789	424	303		62	591
868	460	360	4	44	635
916	487	454	4	(30)	605
1,030	489	559	4	(24)	561
1,036	488	477	5	64	645
1,073	517	365	150	41	686
1,109	542	585	150	(149)	537
1,164	568	602	100	(156)	381
1,223	589	641	100	(8)	375
1,298	616	681		1	377
1,536	665	963		(91)	286
1,639	720	1,033		(114)	172
1,745	781	1,106		(143)	29
1,852	847	1,034		(29)	
1,963	917	1,045			
2,075	974	1,102			
2,192	1,032	1,160			
2,313	1,091	1,221			
2,438	1,153	1,285			
2,568	1,217	1,351			
2,700	1,282	1,418			
2,836	1,350	1,486			
2,978	1,420	1,559			
34,701	16,280	18,615	500		

REALIZED RATE OF RETURN ASSUMPTIONS:

	Nominal	Inflation	Real
FY 93:	8.36%	3.05%	5.31%
FY 94 - 97: ***	8.10%	4.50%	3.60%
FY 98 - 2010:	9.00%	6.00%	3.00%

* Department of Revenue Fall 1992 Low-Case Revenue Forecast.

** Earnings reserve appropriated to Fund principal by the Legislature July 1, 1992.

*** Based on capital market assumptions adopted by the Board of Trustees in M.

\$150 MILLION APPROPRIATED FROM THE EARNINGS RESERVE ACCOUNT TO GENERAL FUND IN FISCAL 93-94; \$100 MILLION IN FISCAL 95-96.

Department of Education
Public School Construction / Major Maintenance Funding Plan
Fiscal Years 1994 - 1997
January 21, 1993

FISCAL YEAR 1994-1997
CAPITAL IMPROVEMENT PROGRAM BUDGET PROPOSAL

- * SEEKS \$520 MILLION IN FUNDING FOR CONSTRUCTION AND MAJOR MAINTENANCE OF PUBLIC SCHOOLS, BASED ON PRIORITIZED NEED
- * SPREADS DOLLARS BETWEEN URBAN AND RURAL COMMUNITIES
- * FUNDS ALL PRIORITY 1 LIFE/HEALTH/SAFETY AND FINAL PRE-HB37 CARRY OVER PROJECTS, 20% OF THE PRIORITY 2 UN-HOUSED STUDENT PROJECTS, ALL OF THE PRIORITY 3 PROTECTION OF STRUCTURE PROJECTS AND HALF OF THE PRIORITY 4 CODE UPGRADE PROJECTS IN FY94
- * ESTABLISHES A MAJOR MAINTENANCE FUND IN FY94, INCREASING EMPHASIS ON PREVENTIVE MAINTENANCE
- * FUNDS AN AVERAGE OF 1,600 JOBS EACH YEAR, DISTRIBUTED THROUGH OUT THE STATE
- * CARRIES BROAD PUBLIC, ASSOCIATION AND SPECIAL INTEREST GROUP SUPPORT
- * SATISFIES THE MOST PRESSING EDUCATIONAL NEEDS AND PROMOTES LOCAL EMPLOYMENT AND ECONOMIC DEVELOPMENT
- * INCREASES THE LOCAL SHARE OVER A FOUR YEAR TIME PERIOD TO PARALLEL THE MATCHING GRANT PROGRAM
- * DEVELOPS REVISED FUNDING CATEGORIES FOR ALL PROJECTS AND ESTABLISHES CONSTRUCTION STANDARDS PRIOR TO FY95 FUNDING CYCLE

PUBLIC SCHOOL CONSTRUCTION / MAJOR MAINTENANCE FUNDING PLAN, FY 1994 - 1997

Annual Project Classification Amount Funded in Thousands of Dollars
January 21, 1993

Project Classification	FY94 State Share	FY95 State Share	FY96 State Share	FY97 State Share	Total State Share Requested
Priority I: Life / Health / Safety	\$64,349.0	\$3,545.2	\$7,749.3	\$5,131.3	\$80,774.8
Priority II: Unhoused Students	\$36,935.4	\$114,654.5	\$64,694.7	\$92,581.5	\$308,866.1
Priority III: Protection of Structure	\$5,376.6	\$15,448.2	\$9,863.8	\$8,102.6	\$38,791.2
Priority IV: Code Upgrade	\$36,935.4	\$16,352.1	\$18,317.1	\$14,633.2	\$86,237.8
Priority *: Carry-over Projects	\$6,403.6	\$0.0	\$0.0	\$0.0	\$6,403.6
Fiscal Year Totals ²	\$150,000.0	\$150,000.0	\$100,624.9	\$120,448.6	\$521,073.5

**Capital Improvement Program Budget Request - January 21, 1993
for Fiscal Year 94 - Funding Level 60% - 100%
(With estimated funding for FY95 - FY97)**

DOE Rank	District Name	Priority Rank	Amount Requested	Local Match	Amount Funded (See Appendix A)	Aggregate Amount	Project Name
PRIORITY 1 : LIFE/HEALTH/SAFETY		All amounts shown in thousands of dollars					
1	Ketchikan Gateway Borough Schools	1	\$9,501.6	\$2,850.5	\$6,651.1	\$6,651.1	Ketchikan High, Final Phase
2	Lake and Peninsula Schools	2	\$1,660.0	\$249.0	\$1,411.0	\$8,062.1	Chignik Bay School Addition
3	Yakutat City Schools	3	\$581.2	\$87.2	\$494.0	\$8,556.1	Elementary School Repair
4	North Slope Borough Schools	4	\$133.1	\$53.2	\$79.9	\$8,636.0	Point Lay Cully School Drinking Water
5	Alaska Gateway Schools	5	\$8,678.9		\$8,678.9	\$17,314.9	Tok School Replacement
6	Kake City Schools	6	\$1,830.0	\$91.5	\$1,738.5	\$19,053.4	Elementary & High School Life/Safety
7	Southwest Region Schools	7	\$762.8		\$762.8	\$19,816.2	New Stuyahok Roof and Wall Replacement
8	Pribilof Schools	8	\$1,222.7		\$1,222.7	\$21,038.9	St. Paul Roofing and Siding Replacement
9	Bering Strait Schools	9	\$12,586.4		\$12,586.4	\$33,625.3	Gambell Elementary Addition
10	Juneau Borough Schools	10	\$218.0	\$65.4	\$152.6	\$33,777.9	J/D High School Structural Repair
11	Delta/Greely Schools	11	\$1,513.6		\$1,513.6	\$35,291.5	Delta School Roof Replacement
12	Anchorage Schools	12	\$1,400.0	\$420.0	\$980.0	\$36,271.5	West High School Electrical Repair
13	Fairbanks North Star Schools	13	\$12,595.4	\$3,778.6	\$8,816.8	\$45,088.3	North Pole Elementary Addition
14	Annette Island Schools	14	\$720.8		\$720.8	\$45,809.1	Elementary/Middle School Repair
15	Aleutians East Borough Schools	15	\$1,300.0	\$390.0	\$910.0	\$46,719.1	King Cove Elementary Life Safety
16	Pribilof Schools	16	\$357.6		\$357.6	\$47,076.7	St. George Roof & Exterior Repair

**Capital Improvement Program Budget Request - January 21, 1993
for Fiscal Year 94 - Funding Level 60% - 100%
(With estimated funding for FY95 - FY97)**

DOE Rank	District Name	Priority Rank	Amount Requested	Local Match	Amount Funded (See Appendix A)	Aggregate Amount	Project Name
17	Kashunamiut Schools	17	\$15,746.0		\$15,746.0	\$62,822.7	Replacement School Facility
18	North Slope Borough Schools	18	\$265.0	\$106.0	\$159.0	\$62,981.7	Point Hope Entryways and Roof Renovation
19	Yukon/Koyukuk Schools	19	\$280.2		\$280.2	\$63,261.9	Nulato Voc Ed Upgrade
20	Tanana City Schools	20	\$96.0	\$14.4	\$81.6	\$63,343.5	Heat Exchanger and Storage Tank
21	Kuspuk Schools	21	\$380.0		\$380.0	\$63,723.5	Sleetmute Foundation & Roof Repair
22	Denali Borough Schools	22	\$99.5	\$5.0	\$94.5	\$63,818.0	Tri-Valley Fire Separation
23	Craig City Schools	23	\$545.7	\$81.9	\$463.8	\$64,281.8	Craig High School Roof Replacement
24	North Slope Borough Schools	24	\$112.0	\$44.8	\$67.2	\$64,349.0	Districtwide Renovations
	Total for Priority Type 1 =		\$72,586.5	\$8,237.5	\$64,349.0		
	PRIORITY * : CARRY OVER						
25	Copper River Schools		\$3,108.0		\$3,108.0	\$3,108.0	Glennallen Secondary School, Final Phase
26	Lower Yukon Schools		\$3,295.6		\$3,295.6	\$6,403.6	Mt. Village Elementary Replacement, Phase II
	Total for Priority Type * =		\$6,403.6		\$6,403.6		
	PRIORITY 2 : UNHOUSED STUDENTS						
27	Northwest Arctic Borough Schools	1	\$14,366.7	\$2,155.0	\$12,211.7	\$12,211.7	Selawik School Replacement
28	Bering Strait Schools	2	\$9,528.6		\$9,528.6	\$21,740.3	Koyuk School Addition/Renovation
29	Kenai Peninsula Borough Schools	3	\$426.3	\$127.9	\$298.4	\$22,038.7	Portable Classrooms Districtwide
30	Unalaska City Schools	4	\$5,466.0	\$2,186.4	\$3,279.6	\$25,318.3	Unalaska Elementary Addition
31	Southeast Island Schools	5	\$1,229.0		\$1,229.0	\$26,547.3	Edna Bay School Construction

**Capital Improvement Program Budget Request - January 21, 1993
for Fiscal Year 94 - Funding Level 60% - 100%
(With estimated funding for FY95 - FY97)**

DOE Rank	District Name	Priority Rank	Amount Requested	Local Match	Amount Funded (See Appendix A)	Aggregate Amount	Project Name
32	Lower Yukon Schools	6	\$622.7		\$622.7	\$27,170.0	Hooper Bay Classroom Addition
33	Southeast Island Schools	7	\$851.9		\$851.9	\$28,021.9	New Port Protection School
34	Southeast Island Schools	8	\$1,903.6		\$1,903.6	\$29,925.5	Kasaan/Hollis Schools Project
35	Craig City Schools	9	\$2,121.0	\$318.2	\$1,802.9	\$31,728.4	Craig Elementary Addition
36	Kuspuk Schools	10	\$1,946.4		\$1,946.4	\$33,674.8	Upper Kalskag O/J Gregory Elementary
37	Mat-Su Borough Schools END OF FY94 FUNDING	11	\$10,250.0	\$1,537.5	\$8,712.5	\$42,387.3	New Greater Wasilla Area School
38	Kuspuk Schools	12	\$5,803.4	\$58.0	\$5,745.4	\$48,132.6	Aniak Middle/Elementary School, Phase I
39	Anchorage Schools	13	\$12,300.0	\$4,305.0	\$7,995.0	\$56,127.6	Mountain View New Elementary
40	Craig City Schools	14	\$818.6	\$163.7	\$654.9	\$56,782.5	Craig High School, Phase I
41	Lower Kuskokwim Schools	15	\$18,917.0	\$189.2	\$18,727.8	\$75,510.3	New Bethel Middle School
42	Southeast Island Schools	16	\$1,750.0	\$17.5	\$1,732.5	\$77,242.8	New Craik Floating School
43	Anchorage Schools	17	\$12,300.0	\$4,305.0	\$7,995.0	\$85,237.8	Sand Lake Area New Elementary
44	Yupit Schools	18	\$5,500.0	\$55.0	\$5,445.0	\$90,682.8	Akiachak Elementary Replacement/Upgrade
45	Northwest Arctic Borough Schools	19	\$13,232.1	\$2,646.4	\$10,585.7	\$101,268.5	Buckland School Addition
46	Ketchikan Gateway Borough Schools	20	\$8,816.7	\$3,085.8	\$5,730.9	\$106,999.4	Shoenbar Junior High
47	Juneau Borough Schools	21	\$14,200.0	\$4,970.0	\$9,230.0	\$116,229.4	New Elementary School

**Capital Improvement Program Budget Request - January 21, 1993
for Fiscal Year 94 - Funding Level 60% - 100%
(With estimated funding for FY95 - FY97)**

DOE Rank	District Name	Priority Rank	Amount Requested	Local Match	Amount Funded (See Appendix A)	Aggregate Amount	Project Name
48	Fairbanks North Star Schools END OF FY95 FUNDING	22	\$61,631.9	\$21,571.2	\$40,060.7	\$156,290.1	New Fairbanks High School, Phase II
49	Lake & Peninsula Schools	23	\$1,000.0	\$250.0	\$750.0	\$157,040.1	Ivanof Bay School Replacement
50	Fairbanks North Star Schools	24	\$13,461.7	\$5,384.7	\$8,077.0	\$165,117.1	New North Fairbanks Elementary
51	Yukon Flats Schools	25	\$1,650.0	\$39.6	\$1,610.4	\$166,727.5	Circle Multipurpose/Classroom Addition
52	Kodiak Island Borough Schools	26	\$7,500.0	\$3,000.0	\$4,500.0	\$171,227.5	Kodiak New Elementary School, Phase I
53	Yukon/Koyukuk Schools	27	\$1,461.6	\$35.1	\$1,426.5	\$172,654.0	Allakaket School Addition
54	Southeast Island Schools	28	\$2,047.0	\$49.1	\$1,997.9	\$174,651.9	Naukati School Construction
55	Mat-Su Borough Schools	29	\$4,612.5	\$1,153.1	\$3,459.4	\$178,111.3	Glacier View School Addition
56	Aleutians East Borough Schools	30	\$725.0	\$290.0	\$435.0	\$178,546.3	False Pass School Addition
57	Southwest Region Schools	31	\$2,112.0	\$50.7	\$2,061.3	\$180,607.6	Togiak School Addition
58	Lake & Peninsula Schools	32	\$450.0	\$112.5	\$337.5	\$180,945.1	Kokhanok School Addition
59	Lower Kuskokwim Schools	33	\$6,020.0	\$144.5	\$5,875.5	\$186,820.6	Newtok Elementary School Addition
60	Kenai Peninsula Borough Schools	34	\$3,841.6	\$1,536.6	\$2,305.0	\$189,125.6	Kenai Elementary School Renovation
61	Chatham Schools	35	\$687.0	\$16.5	\$670.5	\$189,796.1	Angoon Elementary Classroom Addition
62	Anchorage Schools	36	\$13,000.0	\$5,200.0	\$7,800.0	\$197,596.1	Turnagain Area New Elementary
63	Southeast Island Schools	37	\$3,526.0	\$84.6	\$3,441.4	\$201,037.5	Coffman Cove Building Replacement

**Capital Improvement Program Budget Request - January 21, 1993
for Fiscal Year 94 - Funding Level 60% - 100%
(With estimated funding for FY95 - FY97)**

DOE Rank	District Name	Priority Rank	Amount Requested	Local Match	Amount Funded (See Appendix A)	Aggregate Amount	Project Name
64	Bering Strait Schools	38	\$6,584.7	\$158.0	\$6,426.7	\$207,464.1	Teller Elementary Addition
65	Yupit Schools	39	\$575.0	\$13.8	\$561.2	\$208,025.3	Modular Classrooms
66	Bering Strait Schools	40	\$5,360.8	\$128.7	\$5,232.1	\$213,257.5	Golovin Elementary Addition to High School
67	Juneau Borough Schools	41	\$311.4	\$124.6	\$186.8	\$213,444.3	Auke Bay Classroom Addition
68	Lower Kuskokwim Schools END OF FY96 FUNDING	42	\$4,674.9	\$112.2	\$4,562.7	\$218,007.0	Atmautluak Elementary School Addition
69	Kenai Peninsula Borough Schools	43	\$10,300.5	\$4,635.2	\$5,665.3	\$223,672.3	New West Homer Elementary
70	Aleutians East Borough Schools	44	\$1,300.0	\$585.0	\$715.0	\$224,387.3	Akutan School Addition
71	Copper River Schools	45	\$1,881.4	\$71.5	\$1,809.9	\$226,197.2	Copper Center Elementary Addition
72	Anchorage Schools	46	\$4,650.0	\$2,092.5	\$2,557.5	\$228,754.7	Willow Crest Elementary Addition
73	Haines Borough Schools	47	\$3,840.0	\$1,728.0	\$2,112.0	\$230,866.7	Middle School Addition
74	Kodiak Island Borough Schools	48	\$2,000.0	\$900.0	\$1,100.0	\$231,966.7	Ouzinkie Upgrade/Remodel
75	Bering Strait Schools	49	\$8,886.6	\$337.7	\$8,548.9	\$240,515.6	Elim Elementary Addition
76	Mat-Su Borough Schools	50	\$26,137.5	\$7,841.3	\$18,296.3	\$258,811.9	Atlasta New Middle School
77	Denali Borough Schools	51	\$8,625.0	\$431.3	\$8,193.8	\$267,005.6	Tri-Valley School Addition
78	Kuspuk Schools	52	\$650.0	\$24.7	\$625.3	\$267,630.9	Crooked Creek Johnnie John School Addition
79	Anchorage Schools	53	\$4,450.0	\$2,002.5	\$2,447.5	\$270,078.4	Chinook Elementary Addition

**Capital Improvement Program Budget Request - January 21, 1993
for Fiscal Year 94 - Funding Level 60% - 100%
(With estimated funding for FY95 - FY97)**

DOE Rank	District Name	Priority Rank	Amount Requested	Local Match	Amount Funded (See Appendix A)	Aggregate Amount	Project Name
80	Klawock City Schools	54	\$1,000.0	\$50.0	\$950.0	\$271,028.4	New Klawock High School, Phase I
81	Kenai Peninsula Borough Schools	55	\$5,460.2	\$2,457.1	\$3,003.1	\$274,031.5	Tustumena Elementary Addition
82	Kuspuk Schools	56	\$750.0	\$28.5	\$721.5	\$274,753.0	Lower Kalskag Elementary School Addition
83	Kenai Peninsula Borough Schools	57	\$25,040.7	\$11,268.3	\$13,772.4	\$288,525.4	New Skyview Middle/Junior High
84	Anchorage Schools	58	\$36,750.0	\$16,537.5	\$20,212.5	\$308,737.9	South Anchorage New Junior High
Total for Priority Type 2 =			\$425,305.0	\$116,567.1	\$308,737.9		
PRIORITY 3 : PROTECTION of STRUCTURE							
85	Lower Kuskokwim Schools	1	\$563.0		\$563.0	\$563.0	Bethel HS Major Maintenance/Roof Replacement
86	Aleutian Region Schools	2	\$104.0		\$104.0	\$667.0	Nikolski School Thermal Upgrade/Repairs
87	Juneau Borough Schools	3	\$1,099.0	\$329.7	\$769.3	\$1,436.3	Glacier Valley Roof Replacement
88	Lower Kuskokwim Schools	4	\$551.0		\$551.0	\$1,987.3	Napakiak School Relocation
89	Wrangell City Schools	5	\$60.0	\$18.0	\$42.0	\$2,029.3	Intermediate School Drainage
90	Denali Borough Schools	6	\$101.1	\$5.1	\$96.0	\$2,125.3	Anderson School Old Gym Upgrade
91	Haines Borough Schools	7	\$312.0	\$93.6	\$218.4	\$35,509.9	Elementary/Middle Exterior Wall Protection
92	Yakutat Schools	8	\$222.3	\$33.3	\$189.0	\$35,698.8	High School Roof Repair
93	Lake & Peninsula Schools	9	\$800.0	\$120.0	\$680.0	\$36,378.8	Districtwide Life/Safety Code Upgrades
94	Iditarod Area Schools	10	\$65.5		\$65.5	\$36,444.3	Lime Village Oil Storage

**Capital Improvement Program Budget Request - January 21, 1993
for Fiscal Year 94 - Funding Level 60% - 100%
(With estimated funding for FY95 - FY97)**

DOE Rank	District Name	Priority Rank	Amount Requested	Local Match	Amount Funded (See Appendix A)	Aggregate Amount	Project Name
95	Fairbanks North Star Schools	11	\$897.6	\$269.3	\$628.3	\$37,072.7	Districtwide Major Repair/Renovation
96	Haines Borough Schools	12	\$216.5	\$65.0	\$151.6	\$37,224.2	Swimming Pool Building Roof Replacement
97	Yukon/Koyukuk Schools	13	\$251.5		\$251.5	\$37,475.7	Kalag Vocational Education Facility Renovation
98	Juneau Borough Schools	14	\$647.0	\$194.1	\$452.9	\$37,928.6	Auke Bay Roof Replacement
99	Juneau Borough Schools	15	\$400.0	\$120.0	\$280.0	\$38,208.6	Mendenhall River Elementary Roof Repair
100	Iditarod Area Schools	16	\$53.0		\$53.0	\$38,261.6	Anvik Oil Storage
101	Kenai Peninsula Borough Schools	17	\$129.9	\$39.0	\$90.9	\$38,352.5	Nikiski Elementary Roof Replacement
102	Iditarod Area Schools	18	\$26.0		\$26.0	\$38,378.5	Grayling Oil Storage
103	Chugach Schools	19	\$48.0		\$48.0	\$38,426.5	Whittier School Roof Repairs
104	Juneau Borough Schools	20	\$166.0	\$49.8	\$116.2	\$38,542.7	Juneau Douglas High School Roof Repairs
Total for Priority Type 3 =			\$6,713.4	\$1,336.8	\$5,376.6		
PRIORITY 4 : CODE UPGRADE							
105	Fairbanks North Star Schools	1	\$572.0	\$171.6	\$400.4	\$400.4	Hunter Elementary Renovation
106	Nome City Schools	2	\$885.0	\$132.8	\$752.3	\$1,152.7	Nome Beltz Code Upgrade
107	Petersburg City Schools	3	\$150.0	\$45.0	\$105.0	\$1,257.7	Elementary School Code Upgrades
108	Lower Kuskokwim Schools	4	\$2,739.0		\$2,739.0	\$3,996.7	Districtwide Water Treatment
109	Fairbanks North Star	5	\$988.0	\$296.4	\$691.6	\$4,688.3	Lathrop High School Renovations
110	Lower Kuskokwim Schools	6	\$5,216.0		\$5,216.0	\$9,904.3	Districtwide Subsurface Water Treatment

**Capital Improvement Program Budget Request - January 21, 1993
for Fiscal Year 94 - Funding Level 60% - 100%
(With estimated funding for FY95 - FY97)**

DOE Rank	District Name	Priority Rank	Amount Requested	Local Match	Amount Funded (See Appendix A)	Aggregate Amount	Project Name
111	St. Mary's Schools	7	\$737.0	\$36.9	\$700.2	\$10,604.4	Code Upgrade
112	Lower Kuskokwim Schools	8	\$4,066.0		\$4,066.0	\$14,670.4	Districtwide Asbestos Abatement
113	Kenai Peninsula Borough Schools	9	\$2,332.3	\$699.7	\$1,632.6	\$16,303.0	Kenai Junior High Asbestos Abatement
114	Yukon Flats Schools	10	\$11,900.0		\$11,900.0	\$28,203.0	Fort Yukon New School Replacement
115	Kenai Peninsula Borough Schools	11	\$124.5	\$37.4	\$87.2	\$28,290.2	Homer Intermediate Asbestos Abatement
116	Fairbanks North Star Schools	12	\$138.7	\$41.6	\$97.1	\$28,387.3	Districtwide Fire Protection
117	Kenai Peninsula Borough Schools	13	\$46.8	\$14.0	\$32.8	\$28,420.0	Paul Banks Elementary Asbestos Abatement
118	Iditarod Area Schools	14	\$322.5		\$322.5	\$28,742.5	Anvik School Kitchen Upgrade & 2nd Floor Storage
119	Kenai Peninsula Borough Schools	15	\$79.6	\$23.9	\$55.7	\$28,798.2	Susan B. English Asbestos Abatement
120	Anchorage Schools	16	\$3,000.0	\$900.0	\$2,100.0	\$30,898.2	Fire Code Violations Projects
121	Kenai Peninsula Borough Schools	17	\$221.0	\$66.3	\$154.7	\$31,052.9	Seward Elementary Asbestos Abatement
122	Annette Island Schools	18	\$178.9		\$178.9	\$21,231.8	Districtwide Asbestos Removal
123	Northwest Arctic Borough Schools	19	\$2,056.4	\$308.5	\$1,747.9	\$32,979.8	Districtwide Deferred Major Maintenance
124	Haines Borough Schools	20	\$521.0	\$156.3	\$364.7	\$33,344.5	Districtwide Handicap Access
125	Sitka Borough Schools	21	\$538.3	\$161.5	\$376.8	\$33,721.3	Baranof Elementary Lighting Upgrade
126	North Slope Borough Schools	22	\$50.0	\$20.0	\$30.0	\$33,751.3	Anaktuvuk Pass Welding Room Renovation

**Capital Improvement Program Budget Request - January 21, 1993
for Fiscal Year 94 - Funding Level 60% - 100%
(With estimated funding for FY95 - FY97)**

DOE Rank	District Name	Priority Rank	Amount Requested	Local Match	Amount Funded (See Appendix A)	Aggregate Amount	Project Name
127	Fairbanks North Star Schools END OF FY94 FUNDING	23	\$13,079.6	\$3,923.9	\$9,155.7	\$42,907.1	Denali Elementary Replacement
128	Copper River Schools	24	\$1,484.0	\$14.8	\$1,469.2	\$44,376.2	Glennallen Elementary Remodel
129	Fairbanks North Star Schools END OF FY95 FUNDING	25	\$13,709.9	\$4,798.5	\$8,911.4	\$53,287.6	Nordale Elementary Replacement
130	Bering Strait Schools	26	\$4,627.9	\$111.1	\$4,516.8	\$57,804.4	White Mountain Elementary Addition
131	North Slope Borough Schools	27	\$50.0	\$25.0	\$25.0	\$57,829.4	Nuiqsut Welding Room Renovation
132	Northwest Arctic Borough Schools	28	\$3,378.0	\$844.5	\$2,533.5	\$60,362.9	Districtwide Fuel Tank Farm Upgrade
133	Hydaburg City Schools	29	\$35.0	\$1.8	\$33.3	\$60,396.2	Replacement of Fuel Storage Tanks
134	Fairbanks North Star Schools	30	\$13,400.0	\$5,360.0	\$8,040.0	\$68,436.2	Eielson Air Force Base Elementary School
135	Kodiak Island Borough Schools	31	\$1,700.0	\$680.0	\$1,020.0	\$69,456.2	Kodiak High School Code Upgrade
136	Anchorage Schools	32	\$2,000.0	\$800.0	\$1,200.0	\$70,656.2	Districtwide Kitchen Upgrades
137	Kenai Peninsula Borough Schools	33	\$40.3	\$16.1	\$24.2	\$70,680.4	Homer Junior High Handicap Access
138	Kenai Peninsula Borough Schools	34	\$40.3	\$16.1	\$24.2	\$70,704.5	Kenai Junior High Handicap Access
139	North Slope Borough Schools	35	\$800.0	\$400.0	\$400.0	\$71,104.5	Kaktovik Mechanical System Upgrade
140	Iditarod Area Schools	36	\$57.5	\$1.4	\$56.1	\$71,160.7	Lime Village Well
141	Kuspuk Schools	37	\$255.0	\$6.1	\$248.9	\$71,409.5	Underground Fuel Tank Removal
Total for Priority Type 4 =			\$91,520.5	\$20,111.0	\$71,409.5		

Capital Improvement Program Budget Request - January 21, 1993
for Fiscal Year 94 - Funding Level 60% - 100%
(With estimated funding for FY95 - FY97)

DOE Rank	District Name	Priority Rank	Amount Requested	Local Match	Amount Funded (See Appendix A)	Aggregate Amount	Project Name
PRIORITY 5 : OPERATIONAL COST SAVINGS							
142	Hydaburg City Schools	1	\$86.0	\$86.0			High School Heating System Upgrade
143	Fairbanks North Star Schools	2	\$2,284.2	\$2,284.2			District Physical Plant Facility
144	Alaska Gateway Schools	3	\$450.0	\$450.0			Northway Sewer Replacement
145	Fairbanks North Star Schools	4	\$4,574.0	\$4,574.0			District Food Service Facility
	Total for Priority Type 5 =		\$7,394.2	\$7,394.2			
PRIORITY 6 : FUNCTIONAL UPGRADE							
146	Sitka Borough Schools	1	\$1,033.0	\$1,033.0			Baranof Elementary School Addition
147	Nome City Schools	2	\$5,155.0	\$5,155.0			Nome-Beltz Middle School Remodel
148	Pribilof Schools	3	\$634.4	\$634.4			St. George Media Center & Kitchen Addition
149	North Slope Borough Schools	4	\$3,498.0	\$3,498.0			Point Lay Gym/Classroom Addition
150	Dillingham City Schools	5	\$1,864.5	\$1,864.5			Elementary School Addition
151	Mat-Su Borough Schools	6	\$9,100.0	\$9,100.0			Swanson Elementary School Renovation/Addition
152	Lower Kuskokwim Schools	7	\$1,000.0	\$1,000.0			Chefornak Improvements
153	Chugach Schools	8	\$78.0	\$78.0			Whittier Voc-Ed, Phase II
154	Lake & Peninsula Schools	9	\$1,100.0	\$1,100.0			Pilot Point School Replacement
155	Cordova City Schools	10	\$1,730.0	\$1,730.0			Cordova High School Science & Computer Room
156	Anchorage Schools	11	\$8,700.0	\$8,700.0			West High School Addition and Renovation
157	Anchorage Schools	12	\$32,250.0	\$32,250.0			Chugiak/Eagle River New Junior High

**Capital Improvement Program Budget Request - January 21, 1993
for Fiscal Year 94 - Funding Level 60% - 100%
(With estimated funding for FY95 - FY97)**

DOE Rank	District Name	Priority Rank	Amount Requested	Local Match	Amount Funded (See Appendix A)	Aggregate Amount	Project Name
158	Mat-Su Borough Schools	13	\$6,000.0	\$6,000.0			Palmer Middle School Addition
159	Juneau Borough Schools	14	\$300.0	\$300.0			Gastineau Elementary Renovation
160	Yupit Schools	15	\$17,354.0	\$17,354.0			Consolidated High School & Boarding Home
161	Kodiak Island Borough Schools	16	\$7,400.0	\$7,400.0			Kodiak High School Classroom Upgrade
162	Bristol Bay Borough Schools	17	\$3,449.5	\$3,449.5			Naknek K-12 Gymnasium Addition
163	Anchorage Schools	18	\$4,200.0	\$4,200.0			Wonder Park Elementary Addition
164	Anchorage Schools	19	\$4,700.0	\$4,700.0			College Gate Elementary Addition
165	Anchorage Schools	20	\$3,450.0	\$3,450.0			Ocean View Elementary Addition
166	Kenai Peninsula Borough Schools	21	\$1,263.6	\$1,263.6			Nikolaevsk Gym Expansion
167	Lake & Peninsula Schools	22	\$1,600.0	\$1,600.0			Port Heiden Addition
168	Anchorage Schools	23	\$4,500.0	\$4,500.0			Williwaw Addition
169	Pribilof Schools	24	\$378.7	\$378.7			St. Paul Kitchen Construction
170	Anchorage Schools	25	\$1,600.0	\$1,600.0			Chugiak Elementary Addition
171	Hydaburg City Schools	26	\$108.2	\$108.2			District Maintenance/Storage Building
172	Nenana City Schools	27	\$136.0	\$136.0			Nenana School Gym Floor Replacement
173	Cordova City Schools	28	\$21,704.2	\$21,704.2			Elementary Addition and Remodel
174	Kuspuk Schools	29	\$510.0	\$510.0			Kalskag George Morgan Jr/Sr High Addition

Capital Improvement Program Budget Request - January 21, 1993
for Fiscal Year 94 - Funding Level 60% - 100%
(With estimated funding for FY95 - FY97)

DOE Rank	District Name	Priority Rank	Amount Requested	Local Match	Amount Funded (See Appendix A)	Aggregate Amount	Project Name
175	Denali Borough Schools	30	\$500.0	\$500.0			Anderson Old Gym Remodel
176	Hoonah City Schools	31	\$1,639.2	\$1,639.2			Multipurpose Facility, Phase II
177	Denali Borough Schools	32	\$200.0	\$200.0			Cantwell School Gym
178	Anchorage Schools	33	\$8,650.0	\$8,650.0			Romig Junior High/Middle School Addition
179	Petersburg City Schools	34	\$700.0	\$700.0			Middle/High School Shop Addition
180	Nenana City Schools	35	\$64.2	\$64.2			Environmental Science Lab
181	Juneau Borough Schools	36	\$600.0	\$600.0			Access Reconfiguration
	Total for Priority Type 6 = PRIORITY 7 : OTHER		\$157,150.5	\$157,150.5			
182	Juneau Borough Schools	1	\$177.0	\$177.0			JDHS/UA Pedestrian Overpass Upgrade
183	Petersburg City Schools	2	\$175.0	\$175.0			Petersburg Schools Vehicle Access North
184	Skagway City Schools	3	\$27.5	\$27.5			Track & Field Construction
185	Kenai Peninsula Borough Schools	4	\$35.0	\$35.0			Soldotna High Ventilation of Pool Locker
186	Kenai Peninsula Borough Schools	5	\$210.0	\$210.0			Skyview High Resurface Track
187	Sitka Borough Schools	6	\$1,313.0	\$1,313.0			Districtwide Maintenance Building/Warehouse
188	Nenana City Schools	7	\$4,095.0	\$4,095.0			Regional Dormitory
189	Tanana City Schools	8	\$4,564.0	\$4,564.0			Regional High School Dormitory
	Total for Priority Type 7 = GRAND TOTAL:		\$10,596.5 \$777,670.2	\$10,596.5 \$321,393.5		\$456,276.7	

FISCAL NOTE

No. 1
 Bill Version: HB 83
 (H) Publish Date: 1/22/93

STATE OF ALASKA
 1993 LEGISLATIVE SESSION

Revision Date: January 22, 1993 Dept. Affected: Department of Revenue
 Title: An Act making appropriation for BRU: APFC
construction and major maintenance of schools Component: APFC
 Sponsor: Rules Committee by Request of Governor
 Requestor: _____ COMPONENT SERIAL NO. 109

Expenditures/Revenues:

(Thousands of Dollars)

OPERATING	FY94	FY95	FY96	FY97	FY98	FY99
PERSONAL SERVICES						
TRAVEL						
CONTRACTUAL						
SUPPLIES						
EQUIPMENT						
LAND & STRUCTURES						
GRANTS, CLAIMS						
MISCELLANEOUS						
TOTAL OPERATING						

CAPITAL	-0-	-0-	-0-	-0-	-0-	-0-
---------	-----	-----	-----	-----	-----	-----

REVENUE FUND SOURCE: 1041 PF earnings	-0-	(13,000.0)	(13,000.0)	(15,000.0)	(15,000.0)	(18,000.0)
---------------------------------------	-----	------------	------------	------------	------------	------------

FUNDING:

(Thousands of Dollars)

1002 Federal Receipts						
1003 GF Match						
1004 GF						
1005 GF/Program Receipts						
1008 GF/MHTIA						
Other 1041 PF earnings	-0-	-0-	-0-	-0-	-0-	-0-
TOTAL						

POSITIONS:

FULL-TIME						
PART-TIME						
TEMPORARY						

Estimate of current year (FY93) impact: \$ _____

ANALYSIS: (Attach a separate page if necessary)
 See attached two pages.

Prepared by: William H. Scott, Executive Director Phone: 465-2047
 Division: Alaska Permanent Fund Corporation Date: 1/20/93
 Approved by Commissioner: [Signature] Date: 1/22/93
 Agency: Revenue

PREPARER TO PROVIDE ALL DISTRIBUTION COPIES TO GOVERNOR'S LEGISLATIVE OFFICE
 For further distribution information call the Governor's Legislative Office



AB 83
NO. 1
pg. 2 of 3

Alaska Permanent Fund Corporation

FINANCIAL PROJECTIONS (in millions)

as of December 31, 1992

GROWTH OF FUND PRINCIPAL						USE OF FUND INCOME							
FY	FY Begin Balance	Appropriations	Dedicated State Revenues*	Inflation-Proofing	FY End Balance	Inflation-Proofing Shortfall	Net Income	Distributions		Reserves		FY	
								Dividends	Inflation-Proofing	General Fund	Add (Delete)		FY End Balance
78	0		54		54		2			1		78	
79	54		84		139		8			7		79	
80	139		344		483		32	12		12		80	
81	483	900	385		1,769		150	28		28	59	81	
82	1,769	800	400		2,969		368	71		71	185	82	
83	2,969	400	421	231	4,021		471	108	231	110	110	83	
84	4,021	300	368	151	4,838		530	175	151		203	84	
85	4,838	300	368	235	5,741		653	217	235		206	85	
86	5,741		323	216	6,281		1,021	303	216		501	86	
87	6,281	1,264**	170	148	7,864		1,069	391	148		529	87	
88	7,864		418	303	8,585		789	424	303		82	88	
89	8,585		228	360	9,173		868	480	360	4	44	89	
90	9,173		267	454	9,894		916	487	454	4	(30)	90	
91	9,894		435	559	10,888		1,030	489	559	4	(24)	91	
92	10,888		338	477	11,703		1,036	488	477	5	64	92	
93	11,703		256	364	12,519		1,089	542	585	13	688	93	
94	12,519		241	585	13,125		1,108	542	585	1	689	94	
95	13,125		249	602	13,976		1,177	569	602	6	695	95	
96	13,976		253	640	14,872		1,249	592	640	17	711	96	
97	14,872		248	680	15,800		1,326	623	680	23	734	97	
98	15,800		235	962	16,997		1,589	675	962	(68)	667	98	
99	16,997		209	1,032	18,239		1,675	735	1,032	(92)	574	99	
00	18,239		189	1,106	19,534		1,782	799	1,106	(122)	452	00	
01	19,534		172	1,182	20,887		1,892	866	1,182	(158)	296	01	
02	20,887		158	1,263	22,308		2,004	937	1,263	(186)	100	02	
03	22,308		143	1,225	23,676	123	2,119	994	1,225	(100)		03	
04	23,676		129	1,184	24,989	245	2,237	1,054	1,184			04	
05	24,989		115	1,246	26,350	260	2,360	1,114	1,246			05	
06	26,350		102	1,311	27,763	276	2,488	1,177	1,311			06	
07	27,763		79	1,379	29,220	292	2,620	1,242	1,379			07	
08	29,220		25	1,447	30,692	308	2,755	1,308	1,447			08	
09	30,692		25	1,516	32,233	327	2,894	1,377	1,516			09	
10	32,233		22	1,590	33,845	345	3,039	1,449	1,590			10	
Cumulative Totals Projected:							35,362	16,567	19,280	150			
FY 1993-2010:													

REALIZED RATE OF RETURN ASSUMPTIONS:

	Nominal	Inflation	Real
FY 1993-2010	8.33%	3.01%	5.32%
FY 1993-2010	8.10%	4.50%	3.60%
FY 1993-2010	9.00%	6.00%	3.00%

* Department of Revenue Fall 1992 Low-Cost Revenue Forecast.

** Earnings reserve appropriated to Fund principal by the Legislature July 1, 1987.

*** Based on capital market assumptions adopted by the Board of Trustees in March.

\$150 MILLION APPROPRIATED FROM EARNINGS RESERVES 7/1/93



HB 83
No. 1
192/3

Alaska Permanent Fund Corporation

FINANCIAL PROJECTIONS (in millions)

as of December 31, 1992

GROWTH OF FUND PRINCIPAL						
FY	FY Begm Balance	Appropriations	Dedicated State Revenues*	Inflation-Proofing	FY End Balance	Inflation-Proofing Shortfall
78	0		54		54	
79	54		84		139	
80	139		344		483	
81	483	900	385		1,769	
82	1,769	800	400		2,969	
83	2,969	400	421	231	4,021	
84	4,021	300	368	151	4,838	
85	4,838	300	368	235	5,741	
86	5,741		323	216	6,281	
87	6,281	1,264 **	170	148	7,864	
88	7,864		418	303	8,585	
89	8,585		228	360	9,173	
90	9,173		267	454	9,894	
91	9,894		435	559	10,888	
92	10,888		338	477	11,703	
93	12,318		241	565	13,125	
94	12,318		241	565	13,125	
95	13,125		249	602	13,978	
96	13,978		255	640	14,872	
97	14,872		248	680	15,800	
98	15,800		235	962	16,997	
99	16,997		209	1,032	18,239	
00	18,239		189	1,106	19,534	
01	19,534		172	1,182	20,887	
02	20,887		158	1,283	22,308	
03	22,308		143	1,347	23,798	
04	23,798		129	1,327	25,255	108
05	25,255		115	1,259	26,629	263
06	26,629		102	1,325	28,058	278
07	28,058		79	1,393	29,528	295
08	29,528		25	1,462	31,014	312
09	31,014		25	1,532	32,571	330
10	32,571		22	1,607	34,200	349
Cumulative Totals - Projected						
For FY 1993 - 2010: 2,862 19,645 338						

USE OF FUND INCOME						
Net Income	Distributions			Reserves		FY
	Dividends	Inflation-Proofing	General Fund	Add (Dedite)	FY End Balance	
2			1			78
8			7			79
32	12		12			80
150	28		28	59	59	81
360	71		71	188	244	82
471	108	231	110	110	351	83
530	175	151		203	557	84
658	217	235		206	765	85
1,021	303	216		501	1,264 **	86
1,069	381	148		529	529	87
789	424	303		62	581	88
868	460	360	4	44	635	89
916	487	454	4	(30)	605	90
1,030	489	559	4	(24)	581	91
1,038	488	477	5	64	645	92
1,069	517	360	3	180	835	93
1,121	543	565		12	847	94
1,190	572	602		16	864	95
1,264	598	640		27	990	96
1,341	628	680		32	929	97
1,587	683	962		(58)	865	98
1,683	743	1,032		(92)	783	99
1,802	807	1,106		(111)	672	00
1,912	875	1,182		(145)	526	01
2,028	947	1,263		(184)	342	02
2,141	1,005	1,347		(211)	131	03
2,261	1,085	1,327		(131)		04
2,388	1,128	1,259				05
2,514	1,189	1,325				06
2,648	1,255	1,393				07
2,784	1,322	1,462				08
2,924	1,392	1,532				09
3,071	1,464	1,607				10
3,071	1,464	1,607	3	180	835	93

REALIZED RATE OF RETURN ASSUMPTIONS:

	Nominal	Inflation	Real
FY 03-07	8.33%	3.01%	5.32%
FY 08-09	8.10%	4.50%	3.60%
FY 10-2010	9.00%	6.00%	3.00%

* Department of Revenue Fall 1992 Low-Case Revenue Forecast.

** Earnings reserve appropriated to Fund principal by the Legislature July 1, 1987.

*** Based on capital market assumptions adopted by the Board of Trustees in March

STATUS QUO

FISCAL NOTE

NO. 2

Bill Version: HB 83

(H) Publish Date: 1/22/93

Revision Date:
Title: Approp: School Construction

Department Affected: DOT&PF
BRU:

Sponsor: Rules
Requestor: Governor

Component:
Component Serial Number:

EXPENDITURES/REVENUES: (Thousands of Dollars)

OPERATING	FY94	FY95	FY96	FY97	FY98	FY99
PERSONAL SERVICES	0	0	0	0	0	0
TRAVEL	0	0	0	0	0	0
CONTRACTUAL	0	0	0	0	0	0
SUPPLIES	0	0	0	0	0	0
EQUIPMENT	0	0	0	0	0	0
LAND & STRUCTURES	0	0	0	0	0	0
GRANTS, CLAIMS	0	0	0	0	0	0
MISCELLANEOUS	0	0	0	0	0	0
TOTAL OPERATING:	0	0	0	0	0	0

CAPITAL	0	0	0	0	0	0
---------	---	---	---	---	---	---

REVENUE FUND SOURCE	0	0	0	0	0	0
---------------------	---	---	---	---	---	---

FUNDING: (Thousands of Dollars)

1002 FEDERAL RECEIPTS	0	0	0	0	0	0
1003 GF MATCH	0	0	0	0	0	0
1004 GF	0	0	0	0	0	0
1005 GF/PROGRAM RECEIPTS	0	0	0	0	0	0
1006 GF/MHTIA	0	0	0	0	0	0
OTHER	0	0	0	0	0	0
TOTAL FUNDING:	0	0	0	0	0	0

POSITIONS

FULL-TIME	0	0	0	0	0	0
PART-TIME	0	0	0	0	0	0
TEMPORARY	0	0	0	0	0	0

Estimate of current year (FY93) impact. \$ _____

ANALYSIS: (Attach a separate page if necessary)

Prepared by: Kit Duke

Phone: 562-2738

Division: Assistant Commissioner

Date: January 20, 1993

Approved by Commissioner: 
Frank G. Turpin

Phone: 465-3901

Agency: Department of Transportation and Public Facilities

Date: January 20, 1993

PREPARER TO PROVIDE ALL DISTRIBUTION COPIES TO GOVERNOR'S LEGISLATIVE OFFICE
For further distribution information call the Governor's Legislative Office

COMMITTEE COPY

Ø FN - DOT & PF

FISCAL NOTE

STATE OF ALASKA
1993 LEGISLATIVE SESSION

Revision Date: March 31, 1993

Title: "An Act making appropriations from the constitutional budget reserve fund under Art. IX, sec. 17(c) of the Alaska Constitution for construction and major maintenance of schools; and providing for an effective date."

BILL NO. CS House Bill 83 (HESS)

Dept. Affected: Department of Revenue

BRU: APFC

Component: APFC

Sponsor: House Rules Committee by Request of the Governor

Requester: _____

COMPONENT SERIAL NO. 109

Expenditures/Revenues:

(Thousands of Dollars)

OPERATING	FY94	FY95	FY96	FY97	FY98	FY99
PERSONAL SERVICES						
TRAVEL						
CONTRACTUAL						
SUPPLIES						
EQUIPMENT						
LAND & STRUCTURES						
GRANTS, CLAIMS						
MISCELLANEOUS						
TOTAL OPERATING	-0-	-0-	-0-	-0-	-0-	-0-
CAPITAL	-0-	-0-	-0-	-0-	-0-	-0-
REVENUE FUND SOURCE:	-0-	-0-	-0-	-0-	-0-	-0-

FUNDING:

(Thousands of Dollars)

1002 Federal Receipts						
1003 GF Match						
1004 GF						
1005 GF/Program Receipts						
1006 GF/MHTIA						
Other						
TOTAL	-0-	-0-	-0-	-0-	-0-	-0-

POSITIONS:

FULL-TIME						
PART-TIME						
TEMPORARY						

Estimate of current year (FY93) Impact: \$0 _____

ANALYSIS: (Attach a separate page if necessary)
 This bill has no fiscal impact on the Alaska Permanent Fund Corporation.

Prepared by: William H. Scott, Executive Director Phone: 465-2047
 Division: Alaska Permanent Fund Corporation Date: March 31, 1993
 Approved by: [Signature] Date: 4/1/93
 Commissioner: [Signature]
 Agency: REVENUE

PREPARER TO PROVIDE ALL DISTRIBUTION COPIES TO GOVERNOR'S LEGISLATIVE OFFICE
 For further distribution information call the Governor's Legislative Office

FISCAL NOTE

STATE OF ALASKA
1993 LEGISLATIVE SESSION

BILL NO. CS House Bill 83 (HESS)

Revision Date: March 31, 1993

Dept. Affected: Department of Revenue

Title: *An Act making appropriations from the constitutional budget reserve fund under Art. IX, sec. 17(c) of the Alaska Constitution for construction and major maintenance of schools; and providing for an effective date.*

BRU: APFC

Component: APFC

Sponsor: House Rules Committee by Request of the Governor

Requestor: _____

COMPONENT SERIAL NO. 109

Expenditures/Revenues:

(Thousands of Dollars)

OPERATING	FY94	FY95	FY96	FY97	FY98	FY99
PERSONAL SERVICES						
TRAVEL						
CONTRACTUAL						
SUPPLIES						
EQUIPMENT						
LAND & STRUCTURES						
GRANTS, CLAIMS						
MISCELLANEOUS						
TOTAL OPERATING	-0-	-0-	-0-	-0-	-0-	-0-
CAPITAL	-0-	-0-	-0-	-0-	-0-	-0-
REVENUE FUND SOURCE:	-0-	-0-	-0-	-0-	-0-	-0-

FUNDING:

(Thousands of Dollars)

1002 Federal Receipts						
1003 GF Match						
1004 GF						
1005 GF/Program Receipts						
1006 GF/MHTIA						
Other						
TOTAL	-0-	-0-	-0-	-0-	-0-	-0-

POSITIONS:

FULL-TIME						
PART-TIME						
TEMPORARY						

Estimate of current year (FY93) Impact: \$0 _____

ANALYSIS: (Attach a separate page if necessary)

This bill has no fiscal impact on the Alaska Permanent Fund Corporation.

Prepared by: William H. Scott, Executive Director
 Division: Alaska Permanent Fund Corporation
 Approved by: [Signature]
 Commissioner: REVENUE
 Agency: _____

Phone: 465-2047
 Date: March 31, 1993
 Date: 4/1/93

PREPARER TO PROVIDE ALL DISTRIBUTION COPIES TO GOVERNOR'S LEGISLATIVE OFFICE
 For further distribution information call the Governor's Legislative Office