

HB

83

HFIN

FILE

HOUSE COMMITTEE REPORT

(11)

Date Referred: April 2, 1993

FURTHER REFERRALS:

Date of Committee Action: 4/23/93

The FINANCE Committee considered:

HB 83

HOUSE BILL NO. 83

APPROP: SCHOOL CONSTRUCTION GRANT FUND

"An Act making appropriations for construction and major maintenance of schools; and providing for an effective date."

RECOMMENDATIONS:

be replaced with CS HB 83 (FIN) the same title
 a new title

have attached amendments(s)

do pass

do not pass

no recommendations

individual recommendations

additional referral to the _____ Committee

ADOPTS: _____ letter of Intent

ATTACHES NEW FISCAL NOTE(S): (Dept) _____

APPROVES PREVIOUS: (Dept/Date) _____

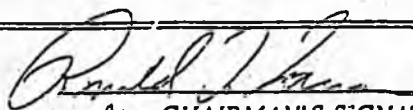
fiscal impact _____

fiscal note(s) _____

zero fiscal note _____

zero fiscal note(s) _____

SIGNING <u>DO</u> PASS	DP	OTHER RECOMMENDATIONS	DNP	NR	AM
Eileen P. Maclean Maclean	✓	Mike Swane NAUAYE			✓
Ronald J. Larson Larson	x	Gene Theriault Therriault		x	
Mark Hanky Hanky	✓				
Teresa Martin Martin	✓				
Alan R. Farrell Farrell					
Ben G. Garsenda Garsenda					
Tom Hoff Hoffman					
Tom Brown Brown					
Richard J. Rest REST	x				


 EP Maclean
 CO- CHAIRMAN'S SIGNATURE
 Larson Maclean

FISCAL NOTE

No. 1
 Bill Version: HB 83
 (H) Publish Date: 1/22/93

STATE OF ALASKA
 1993 LEGISLATIVE SESSION

Revision Date: January 22, 1993
 Title: An Act making appropriation for construction and major maintenance of schools
 Sponsors: Rules Committee by Request of Governor
 Requester: _____
 Dept. Affected: Department of Revenue
 BRU: APFC
 Component: APFC
 COMPONENT SERIAL NO. 109

Expenditures/Revenues:

(Thousands of Dollars)

OPERATING	FY94	FY95	FY96	FY97	FY98	FY99
PERSONAL SERVICES						
TRAVEL						
CONTRACTUAL						
SUPPLIES						
EQUIPMENT						
LAND & STRUCTURES						
GRANTS, CLAIMS						
MISCELLANEOUS						
TOTAL OPERATING						

CAPITAL	-0-	-0-	-0-	-0-	-0-	-0-
---------	-----	-----	-----	-----	-----	-----

REVENUE FUND SOURCE 1041 PF earnings	-0-	(13,000.0)	(13,000.0)	(15,000.0)	(15,000.0)	(18,000.0)
--------------------------------------	-----	------------	------------	------------	------------	------------

FUNDING:

(Thousands of Dollars)

1002 Federal Receipts						
1003 GF Match						
1004 GF						
1005 GF/Program Receipts						
1008 GF/MHTIA						
Other 1041 PF earnings	-0-	-0-	-0-	-0-	-0-	-0-
TOTAL						

POSITIONS:

FULL-TIME						
PART-TIME						
TEMPORARY						

Estimate of current year (FY93) Impact: \$ _____

ANALYSIS:

(Attach a separate page if necessary)

See attached two pages.

Prepared by: William H. Scott, Executive Director Phone: 465-2047
 Division: Alaska Permanent Fund Corporation Date: 1/20/93
 Approved by Commissioner: [Signature] Date: 1/22/93
 Agency: Revenue

PREPARER TO PROVIDE ALL DISTRIBUTION COPIES TO GOVERNOR'S LEGISLATIVE OFFICE
 For further distribution information call the Governor's Legislative Office



HB 83
NO. 1
pg. 2 of 3

Alaska Permanent Fund Corporation

FINANCIAL PROJECTIONS (in millions)

as of December 31, 1992

GROWTH OF FUND PRINCIPAL						
FY	FY Begin Balance	Appropriations	Dedicated State Revenues*	Inflation-Proofing	FY End Balance	Inflation-Proofing Shortfall
77	0		54		54	
78	54		84		139	
79	139		344		483	
80	483	900	385		1,769	
81	1,769	800	400		2,969	
82	2,969	400	421	231	4,021	
83	4,021	300	368	151	4,838	
84	4,838	300	368	235	5,741	
85	5,741		323	216	6,281	
86	6,281	1,284 **	170	148	7,864	
87	7,864		418	303	8,585	
88	8,585		228	360	9,173	
89	9,173		267	454	9,894	
90	9,894		435	559	10,888	
91	10,888		338	477	11,703	
92	12,203		561	585	13,349	
93	12,319		241	585	13,125	
94	13,125		249	602	13,976	
95	13,976		255	640	14,872	
96	14,872		248	680	15,800	
97	15,800		235	982	16,997	
98	16,997		200	1,032	18,230	
99	18,239		189	1,108	19,534	
00	19,534		172	1,182	20,887	
01	20,887		158	1,263	22,308	
02	22,308		143	1,225	23,676	123
03	23,676		129	1,184	24,989	243
04	24,989		118	1,248	26,355	260
05	26,355		102	1,311	27,763	276
06	27,763		79	1,379	29,220	292
07	29,220		25	1,447	30,692	308
08	30,692		25	1,516	32,233	327
09	32,233		22	1,580	33,844	345
Cumulative Total through FY 1993						215

USE OF FUND INCOME					
Net Income	Distributions			Reserves	
	Dividends	Inflation-Proofing	General Fund	Add (Delete)	FY End Balance
2			1		
8			7		
32	12		12		
150	28		28	59	59
388	71		71	185	244
471	108	231	110	110	354
530	175	151		203	557
658	217	235		206	763
1,021	303	216		501	1,284 **
1,069	391	148		529	529
789	424	303		82	591
869	480	360	4	44	635
916	487	464	4	(30)	605
1,030	489	559	4	(24)	581
1,038	488	477	5	64	645
1,039	488	477	5	64	645
1,108	542	565		1	689
1,177	589	602		8	695
1,249	592	640		17	711
1,326	623	680		23	734
1,589	675	662		(68)	667
1,575	735	1,032		(82)	574
1,782	798	1,106		(122)	452
1,992	866	1,182		(158)	296
2,004	937	1,283		(196)	100
2,119	994	1,225		(100)	
2,237	1,064	1,184			
2,360	1,114	1,246			
2,486	1,177	1,311			
2,620	1,242	1,379			
2,755	1,308	1,447			
2,894	1,377	1,516			
3,039	1,449	1,590			
3,039	1,449	1,590			
3,039	1,449	1,590			

REALIZED RATE OF RETURN ASSUMPTIONS:

	Nominal	Inflation	Real
	8.33%	3.01%	5.32%
	8.10%	4.50%	3.60%
	9.00%	6.00%	3.00%

* Department of Revenue Fall 1992 Low-Case Revenue Forecast.

** Earnings reserve appropriated to Fund principal by the Legislature July 1, 1987.

*** Based on capital market assumptions adopted by the Board of Trustees in March

\$150 MILLION APPROPRIATED FROM EARNINGS RESERVES 7/1/03



HB 83
No. 1
192/3

Alaska Permanent Fund Corporation

FINANCIAL PROJECTIONS (In millions) as of December 31, 1992

GROWTH OF FUND PRINCIPAL						USE OF FUND INCOME						
FY	FY Begin Balance	Appropriations	Dedicated State Revenues*	Inflation-Proofing	FY End Balance	Inflation-Proofing Shortfall	Net Income	Distributions			Reserves	
								Dividends	Inflation-Proofing	General Fund	Add (Delete)	FY End Balance
72	0		54		54		2			1		
73	54		84		139		8			7		
74	139		344		483		32	12		12		
75	483	900	385		1,769		150	28		28	50	50
76	1,769	800	400		2,969		368	71		71	185	244
77	2,969	400	421	231	4,021		471	108	231	110	110	354
78	4,021	300	388	151	4,838		530	175	151		203	557
79	4,838	300	368	235	5,741		658	217	235		206	763
80	5,741		323	218	6,281		1,021	303	218		501	1,264 **
81	6,281	1,264 **	170	148	7,864		1,069	381	148		529	528
82	7,864		418	303	8,585		788	424	303		82	591
83	8,585		228	360	9,173		868	480	360	4	44	838
84	9,173		267	454	9,894		916	487	454	4	(30)	605
85	9,894		435	559	10,888		1,030	489	559	4	(24)	581
86	10,888		338	477	11,703		1,038	488	477	5	64	645
87	12,319		241	565	13,125		1,121	543	565		12	847
88	13,125		249	602	13,978		1,190	572	602		16	864
89	13,978		256	640	14,872		1,264	598	640		27	890
90	14,872		248	680	15,800		1,341	628	680		32	923
91	15,800		238	962	16,997		1,587	683	962		(58)	865
92	16,997		208	1,032	18,239		1,683	743	1,032		(82)	783
93	18,239		189	1,106	19,534		1,802	807	1,106		(111)	672
94	19,534		172	1,182	20,887		1,912	875	1,182		(145)	528
95	20,887		158	1,263	22,308		2,118	947	1,263		(184)	342
96	22,308		143	1,347	23,798		2,141	1,005	1,347		(211)	131
97	23,798		129	1,327	25,255	108	2,261	1,035	1,327		(191)	
98	25,255		115	1,259	26,629	263	2,388	1,128	1,259			
99	26,629		102	1,325	28,058	279	2,514	1,189	1,325			
00	28,058		79	1,393	29,528	295	2,648	1,255	1,393			
01	29,528		25	1,462	31,014	312	2,784	1,322	1,462			
02	31,014		25	1,532	32,571	330	2,924	1,392	1,532			
03	32,571		22	1,607	34,200	348	3,071	1,464	1,607			

REALIZED RATE OF RETURN ASSUMPTIONS:

	Nominal	Inflation	Real
	8.33%	3.01%	5.32%
	8.10%	4.50%	3.60%
	9.00%	6.00%	3.00%

* Department of Revenue Fall 1992 Low-Case Revenue Forecast.

** Earnings reserve appropriated to Fund principal by the Legislature July 1, 1987.

*** Based on capital market assumptions adopted by the Board of Trustees in March

STATUS QUO

FISCAL NOTE

STATE OF ALASKA
1993 LEGISLATIVE SESSION

Revision Date: March 31, 1993

Title: "An Act making appropriations from the constitutional budget reserve fund under Art. IX, sec. 17(c) of the Alaska Constitution for construction and major maintenance of schools; and providing for an effective date."

Sponsor: House Rules Committee by Request of the Governor

Requestor: _____

BILL NO. CS House Bill 83 (HESS)

Dept. Affected: Department of Revenue

BRU: APFC

Component: APFC

COMPONENT SERIAL NO. 109

Expenditures/Revenues:

(Thousands of Dollars)

	FY94	FY95	FY96	FY97	FY98	FY99
OPERATING						
PERSONAL SERVICES						
TRAVEL						
CONTRACTUAL						
SUPPLIES						
EQUIPMENT						
LAND & STRUCTURES						
GRANTS, CLAIMS						
MISCELLANEOUS						
TOTAL OPERATING	-0-	-0-	-0-	-0-	-0-	-0-

CAPITAL	-0-	-0-	-0-	-0-	-0-	-0-
----------------	-----	-----	-----	-----	-----	-----

REVENUE FUND SOURCE:	-0-	-0-	-0-	-0-	-0-	-0-
-----------------------------	-----	-----	-----	-----	-----	-----

FUNDING:

(Thousands of Dollars)

1002 Federal Receipts						
1003 GF Match						
1004 GF						
1005 GF/Program Receipts						
1006 GF/MHTIA						
Other						
TOTAL	-0-	-0-	-0-	-0-	-0-	-0-

POSITIONS:

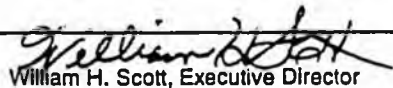
FULL-TIME						
PART-TIME						
TEMPORARY						

Estimate of current year (FY93) impact: \$0 _____

ANALYSIS: (Attach a separate page if necessary)

This bill has no fiscal impact on the Alaska Permanent Fund Corporation.

Prepared by:


 William H. Scott, Executive Director

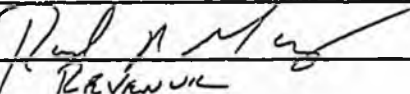
Phone: 465-2047

Division:

Alaska Permanent Fund Corporation

Date: March 31, 1993

Approved by
 Commissioner:


 P. Meyer

Date: 4/1/93

Agency:

PREPARER TO PROVIDE ALL DISTRIBUTION COPIES TO GOVERNOR'S LEGISLATIVE OFFICE
 For further distribution information call the Governor's Legislative Office

FISCAL NOTE

No. 3

Version: CSHB 83 (HES)

(H) Publish Date: 4/2/93

STATE OF ALASKA
1993 LEGISLATIVE SESSION

Revision Date: March 31, 1993

Dept. Affected: Department of Revenue

Title: "An Act making appropriations from the constitutional budget reserve fund under Art. IX, sec. 17(c) of the Alaska Constitution for construction and major maintenance of schools; and providing for an effective date."

BRU: APFC

Component: APFC

Sponsor: House Rules Committee by Request of the Governor

Requestor: _____

COMPONENT SERIAL NO. 109

Expenditures/Revenues:

(Thousands of Dollars)

OPERATING	FY94	FY95	FY96	FY97	FY98	FY99
PERSONAL SERVICES						
TRAVEL						
CONTRACTUAL						
SUPPLIES						
EQUIPMENT						
LAND & STRUCTURES						
GRANTS, CLAIMS						
MISCELLANEOUS						
TOTAL OPERATING	-0-	-0-	-0-	-0-	-0-	-0-
CAPITAL	-0-	-0-	-0-	-0-	-0-	-0-
REVENUE FUND SOURCE:	-0-	-0-	-0-	-0-	-0-	-0-

FUNDING:

(Thousands of Dollars)

1002 Federal Receipts						
1003 GF Match						
1004 GF						
1005 GF/Program Receipts						
1006 GF/MHTIA						
Other						
TOTAL	-0-	-0-	-0-	-0-	-0-	-0-

POSITIONS:

FULL-TIME						
PART-TIME						
TEMPORARY						

Estimate of current year (FY93) impact: \$0 _____

ANALYSIS: (Attach a separate page if necessary)

This bill has no fiscal impact on the Alaska Permanent Fund Corporation.

Prepared by: William H. Scott, Executive Director
 Division: Alaska Permanent Fund Corporation
 Approved by: [Signature]
 Commissioner: _____
 Agency: Revenue

Phone: 465-2047
 Date: March 31, 1993
 Date: 4/1/93

PREPARER TO PROVIDE ALL DISTRIBUTION COPIES TO GOVERNOR'S LEGISLATIVE OFFICE
 For further distribution information call the Governor's Legislative Office

COMMITTEE COPY

FISCAL NOTE

Revision Date:
Title: Approp: School Construction

Department Affected: DOT&PF
BRU:

Sponsor: Rules
Requestor: Governor

Component:
Component Serial Number:

EXPENDITURES/REVENUES: (Thousands of Dollars)

OPERATING	FY94	FY95	FY96	FY97	FY98	FY99
PERSONAL SERVICES	0	0	0	0	0	0
TRAVEL	0	0	0	0	0	0
CONTRACTUAL	0	0	0	0	0	0
SUPPLIES	0	0	0	0	0	0
EQUIPMENT	0	0	0	0	0	0
LAND & STRUCTURES	0	0	0	0	0	0
GRANTS, CLAIMS	0	0	0	0	0	0
MISCELLANEOUS	0	0	0	0	0	0
TOTAL OPERATING:	0	0	0	0	0	0

CAPITAL	0	0	0	0	0	0
---------	---	---	---	---	---	---

REVENUE FUND SOURCE	0	0	0	0	0	0
---------------------	---	---	---	---	---	---

FUNDING: (Thousands of Dollars)

1002 FEDERAL RECEIPTS	0	0	0	0	0	0
1003 GF MATCH	0	0	0	0	0	0
1004 GF	0	0	0	0	0	0
1005 GF/PROGRAM RECEIPTS	0	0	0	0	0	0
1006 GF/MHTIA	0	0	0	0	0	0
OTHER	0	0	0	0	0	0
TOTAL FUNDING:	0	0	0	0	0	0

POSITIONS

FULL-TIME	0	0	0	0	0	0
PART-TIME	0	0	0	0	0	0
TEMPORARY	0	0	0	0	0	0

Estimate of current year (FY93) impact: \$ _____

ANALYSIS: (Attach a separate page if necessary)

Prepared by: Kit Duke

Phone: 562-2728

Division: Assistant Commissioner

Date: January 20, 1993

Approved by Commissioner: Frank G. Turpin

Phone: 465-3901

Agency: Department of Transportation and Public Facilities

Date: January 20, 1993

PREPARER TO PROVIDE ALL DISTRIBUTION COPIES TO GOVERNOR'S LEGISLATIVE OFFICE
For further distribution information call the Governor's Legislative Office

FISCAL NOTE

No. 1
 Bill Version: HB 83
 (H) Publish Date: 1/22/93

STATE OF ALASKA
 1993 LEGISLATIVE SESSION

Revision Date: January 22, 1993

Title: An Act making appropriation for construction and major maintenance of schools

Dept. Affected: Department of Revenue

BRU: APFC

Component: APFC

Sponsor: Rules Committee by Request of Governor

Requestor: _____

COMPONENT SERIAL NO. _____

Expenditures/Revenues:

(Thousands of Dollars)

OPERATING	FY94	FY95	FY96	FY97	FY98	FY99
PERSONAL SERVICES						
TRAVEL						
CONTRACTUAL						
SUPPLIES						
EQUIPMENT						
LAND & STRUCTURES						
GRANTS, CLAIMS						
MISCELLANEOUS						
TOTAL OPERATING						

CAPITAL	-0-	-0-	-0-	-0-	-0-	-0-
---------	-----	-----	-----	-----	-----	-----

REVENUE FUND SOURCE: 1041 PF earnings	-0-	(13,000.0)	(13,000.0)	(15,000.0)	(15,000.0)	(18,000.0)
---------------------------------------	-----	------------	------------	------------	------------	------------

FUNDING:

(Thousands of Dollars)

FUNDING	FY94	FY95	FY96	FY97	FY98	FY99
1002 Federal Receipts						
1003 GF Match						
1004 GF						
1005 GF/Program Receipts						
1008 GF/MHTIA						
Other 1041 PF earnings	-0-	-0-	-0-	-0-	-0-	-0-
TOTAL						

POSITIONS:

POSITIONS	FY94	FY95	FY96	FY97	FY98	FY99
FULL-TIME						
PART-TIME						
TEMPORARY						

Estimate of current year (FY93) Impact: \$ _____

ANALYSIS: (Attach a separate page if necessary)
 See attached two pages.

Prepared by: William H. Scott, Executive Director Phone: 465-2047
 Division: Alaska Permanent Fund Corporation Date: 1/20/93
 Approved by Commissioner: [Signature] Date: 1/22/93
 Agency: PERFC

PREPARER TO PROVIDE ALL DISTRIBUTION COPIES TO GOVERNOR'S LEGISLATIVE OFFICE
 For further distribution information call the Governor's Legislative Office

Back-up

STATE OF ALASKA

DEPARTMENT OF EDUCATION

WALTER J. HICKEL, GOVERNOR

GOLDBELT PLACE
801 WEST 10TH STREET, SUITE 200
JUNEAU, ALASKA 99801-1894

CS for House Bill 83 (HES)

"An Act making appropriations for construction and major maintenance of schools"

The following information is provided to the House Finance Committee:

Summary of CSHB 83 (HES)

Page 1

Sectional Analysis of CSHB 83 (HES)

Page 2

CS for House Bill No. 83 (HES)

"An Act making appropriations from the constitutional budget reserve fund for construction and major maintenance of schools; and providing for an effective date"

Grants for School Construction

- Section 1 of this legislation appropriates \$109,441,663 from the constitutional budget reserve fund to the school construction grant fund to finance life, health, and safety construction projects in our public schools which are necessary to avert imminent dangers, and projects for un-housed students.

Grants for Major Maintenance

- Section 2 of this legislation appropriates \$41,819,937 from the constitutional budget reserve fund to a major maintenance grant fund to finance costs of certain repairs to many of our public schools.

SECTIONAL ANALYSIS

CS for House Bill No. 83 (HES)

"An Act making appropriations from the constitutional budget reserve fund for construction and major maintenance of schools; and providing for an effective date."

Section 1 appropriates \$109,441,663 from the constitutional budget reserve fund to the school construction grant fund and allocates payments to school districts and REAAs subject to grant conditions.

Section 2 appropriates \$41,819,937 from the constitutional budget reserve fund to the major maintenance grant fund and allocates payments to school districts and REAAs subject to grant conditions.

Section 3 provides that appropriations under the Act are for capital projects and are subject to the provisions of AS 37.25.020 relating to unexpended balances of appropriations for capital projects.

Section 4 provides for an effective date for sections one and three of this Act.

Section 5 provides that section two takes effect on the effective date of an Act creating a major maintenance grant fund in AS 14.11.

WALTER J. HICKEL
GOVERNOR



4683A

STATE OF ALASKA
OFFICE OF THE GOVERNOR
JUNEAU

January 22, 1993

The Honorable Ramona L. Barnes
Speaker of the House
Alaska State Legislature
State Capitol
Juneau, AK 99801-1182

Dear Speaker Barnes:

Under the authority of art. III, sec. 18, of the Alaska Constitution, I am transmitting a bill making \$150,000,000 in capital appropriations for construction and major maintenance of Alaska's public schools.

Section 1 of the bill appropriates \$107,688,000 to the school construction grant fund to finance life, health, and safety construction projects in our public schools which are necessary to avert imminent dangers. These appropriations will fulfill the existing backlog of this category of needs, plus fund several other essential capital projects to help meet projected student enrollment increases in the near future.

Section 2 of the bill appropriates \$42,312,000 to a major maintenance grant fund to finance costs of certain repairs to many of our public schools. These appropriations are cost-effective because making repairs now can often avoid major rebuilding or construction costs later. Also, some of the projects may make the schools more energy efficient, which will likely have long-term energy savings for the state.

The appropriation amounts in both secs. 1 and 2 of the bill assume that the local community will financially participate in each project in order to fully fund it. Requiring a local community participating share should allow limited state dollars to go farther in financing capital needs in our public schools. Such a requirement also may increase local community interest in the size, design, and cost of the overall project and in prioritizing the project against other community needs for state funding.

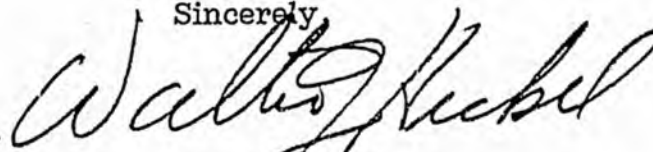
The need for additional capital money has been supported by the state Board of Education. I urge support, as well, for these important projects.

COMMITTEE COPY

The Honorable Ramona L. Barnes
January 22, 1993
Page 2

Finally, while some may question the use of the earnings reserve account in the permanent fund for these projects, I can see no higher use for this money than to improve our public schools in order to provide quality educational facilities for our children. Alaska's children deserve the finest to help them learn to their greatest capacities.

Sincerely,

A handwritten signature in cursive script, reading "Walter J. Hickel". The signature is written in dark ink and is positioned above the printed name and title.

Walter J. Hickel
Governor

WALTER J. HICKEL
GOVERNOR



STATE OF ALASKA
OFFICE OF THE GOVERNOR
JUNEAU

January 22, 1993

The Honorable Rick Halford
President of the Senate
Alaska State Legislature
State Capitol
Juneau, AK 99801-1182

Dear President Halford:

Under the authority of art. III, sec. 18, of the Alaska Constitution, I am transmitting a bill making \$150,000,000 in capital appropriations for construction and major maintenance of Alaska's public schools.

Section 1 of the bill appropriates \$107,688,000 to the school construction grant fund to finance life, health, and safety construction projects in our public schools which are necessary to avert imminent dangers. These appropriations will fulfill the existing backlog of this category of needs, plus fund several other essential capital projects to help meet projected student enrollment increases in the near future.

Section 2 of the bill appropriates \$42,312,000 to a major maintenance grant fund to finance costs of certain repairs to many of our public schools. These appropriations are cost-effective because making repairs now can often avoid major rebuilding or construction costs later. Also, some of the projects may make the schools more energy efficient, which will likely have long-term energy savings for the state.


The appropriation amounts in both secs. 1 and 2 of the bill assume that the local community will financially participate in each project in order to fully fund it. Requiring a local community participating share should allow limited state dollars to go farther in financing capital needs in our public schools. Such a requirement also may increase local community interest in the size, design, and cost of the overall project and in prioritizing the project against other community needs for state funding.

The need for additional capital money has been supported by the state Board of Education. I urge support, as well, for these important projects.

The Honorable Rick Halford
January 22, 1993
Page 2

Finally, while some may question the use of the earnings reserve account in the permanent fund for these projects, I can see no higher use for this money than to improve our public schools in order to provide quality educational facilities for our children. Alaska's children deserve the finest to help them learn to their greatest capacities.

Sincerely,

A handwritten signature in cursive script that reads "Walter J. Hickel". The signature is written in dark ink and is positioned above the printed name and title.

Walter J. Hickel
Governor



Alaska Permanent Fund Corporation
P.O. Box 25500 Juneau, Alaska 99802-5500
(907) 465-2047

MEMORANDUM

DATE: January 14, 1993

TO: Harry Gamble
Department of Education

FROM: Jim Kelly *JK*
Research & Liaison Officer

SUBJECT: **Analysis of the Impact of Making Certain
Changes to the Current Use of Fund Income**

Attached are two financial projections prepared by the Alaska Permanent Fund Corporation at your request.

Financial Projection #1: This is the status quo case as of November 30, 1992. It provides the benchmark against which to compare and contrast any changes to current law.

Financial Projection #2: This projection makes the following changes to the status quo: (1) in fiscal 1993 and 94, \$150 million is appropriated from the Fund's earnings reserve account to the General Fund; and (2) in fiscal 1995 and 96, \$100 million is appropriated.

This analysis concerns itself with the following impacts on the Permanent Fund:

- * How would the changes affect the growth of Fund principal?
- * How would they affect the level of Fund net income produced in the future?

Harry Gamble
 January 14, 1993
 Page 2

- * How would they affect total dividend distributions (in millions), and the amounts of annual per capita dividends?
- * How would they affect inflation-proofing transfers?
- * How would they affect amounts available for distribution to the General Fund.

To provide analysis-at-a-glance, the impacts for the fiscal years 1993, 2000, 2005 and 2010 are pulled off the projection sheets and juxtaposed below

	Status Quo <i>(in millions)</i>	Projection #2 <i>(in millions)</i>
Fund Principal Balance		
June 30, 1993:	\$12,324	\$12,324
June 30, 2000:	19,540	19,540
June 30, 2005:	26,638	25,819
June 30, 2010:	34,211	33,170
Annual Net Income		
Fiscal 1993:	\$1,073	\$1,073
Fiscal 2000:	1,802	1,745
Fiscal 2005:	2,386	2,313
Fiscal 2010:	3,072	2,978
Dividend Distribution		
Fiscal 1993:	\$ 517	\$ 517
Fiscal 2000:	807	781
Fiscal 2005:	1,127	1,091
Fiscal 2010:	1,464	1,420

	Status Quo (in millions)	Projection #2 (in millions)
Per Capita Dividends		

1993:	\$ 922	\$ 922
2000:	1,233	1,191
2005:	1,552	1,502
2010:	1,849	1,791

Inflation-Proofing Transfers		
-------------------------------------	--	--

Fiscal 1993:	\$ 365	\$ 365
Fiscal 2000:	1,106	1,106
Fiscal 2005:	1,260	1,221
Fiscal 2010:	1,607	1,559

Distributions to the General Fund		
--	--	--

Fiscal 1993:	-0-	\$150
Fiscal 2000:	-0-	-0-
Fiscal 2005:	-0-	-0-
Fiscal 2010:	-0-	-0-

Compared to the status quo, the most noticeable effects of adoption of the changes depicted in **Projection #2** would be as follows:

- * *Fund principal* would be the same in 2000, \$819 million smaller in 2005, and \$1.041 billion smaller in 2010.
- * *Net income* would be \$57 million smaller in 2000, \$73 million smaller in 2005, and \$94 million smaller in 2010.
- * The *dividend distribution* would be \$26 million smaller in 2000, \$36 million smaller in 2005, and \$44 million smaller in 2010.
- * *Per capita dividends* would be \$42.00 smaller in 2000, \$50.00 smaller in 2005, and \$58.00 in 2010. (Note: Dividends would be

Harry Gamble
January 14, 1993
Page 4

the same in fiscal 1993, \$2.00 smaller in 1994, \$7.00 smaller in 1995, \$14.00 smaller in 1996 and \$22.00 smaller in 1997.)

- * The *inflation-proofing transfer* would be the same in 2000, \$39 million smaller in 2005, and \$48 million smaller in 2010.
- * The *distribution to the General Fund* would be \$150 million larger in 1993, and the same in 2000, 2005, and 2010. (Note: Distributions to the General Fund would be \$150 million larger in 1994, \$100 million larger in 1995 and \$100 million larger in 1996.)

For Your Information: These projections are based on a certain set of basic assumptions; the numbers shown on these sheets would change if different assumptions were used. The assumptions used in the preparation of each projection are listed at the bottom of each projection sheet, and explained herein.

It is the Corporation's policy to use conservative assumptions wherever possible. Thus, the Fund's long-term rate of return is projected to average 3% per year after inflation; long-term inflation is projected to average 6% per year; and the assumptions for future dedicated State oil revenues are taken from the Department of Revenue's most recent "low case" forecast. The population assumptions used in the computation of future per capita dividend payments are derived from the Middle Series of the Department of Labor's "Population Projections" dated November 1991.

PLEASE NOTE THAT THE CORPORATION NEITHER SUPPORTS NOR OPPOSES ANY PROPOSED CHANGES TO THE CURRENT USE OF FUND EARNINGS, EXCEPT AS THEY MAY RELATE TO THE PROPER EXERCISE OF THE TRUSTEES' FIDUCIARY RESPONSIBILITIES AS REQUIRED UNDER THE PRUDENT INVESTOR RULE.



#1

Alaska Permanent Fund Corporation

FINANCIAL PROJECTIONS (in millions)

as of November 30, 1992

GROWTH OF FUND PRINCIPAL						
FY	FY Begin Balance	Appropriations	Dedicated State Revenues*	Inflation-Proofing	FY End Balance	Inflation-Proofing Shortfall
78	0		54		54	
79	54		84		139	
80	139		344		483	
81	483	900	385		1,769	
82	1,769	800	400		2,969	
83	2,969	400	421	231	4,021	
84	4,021	300	366	151	4,838	
85	4,838	300	368	235	5,741	
86	5,741		323	216	6,281	
87	6,281	1,264 **	170	148	7,864	
88	7,864		418	303	8,585	
89	8,585		228	360	9,173	
90	9,173		267	454	9,894	
91	9,894		435	559	10,888	
92	10,888		338	477	11,703	
93	11,703		256	365	12,324	
94	12,324		241	565	13,130	
95	13,130		249	602	13,981	
96	13,981		255	641	14,877	
97	14,877		248	681	15,805	
98	15,805		235	963	17,003	
99	17,003		209	1,033	18,245	
0	18,245		189	1,106	19,540	
1	19,540		172	1,183	20,895	
2	20,895		158	1,263	22,316	
3	22,316		143	1,348	23,806	
4	23,406		129	1,328	25,263	108
5	25,263		115	1,260	26,638	263
6	26,638		102	1,325	28,065	279
7	28,065		79	1,393	29,538	295
8	29,538		25	1,462	31,024	312
9	31,024		25	1,533	32,582	330
10	32,582		22	1,607	34,211	349
Cumulative Totals Projected						
For FY 1993 - 2010: 2,852 19,656 1,936						

USE OF FUND INCOME					
Net Income	Distributions			Reserves	
	Dividends	Inflation-Proofing	General Fund	Add (Delete)	FY End Balance
2			1		
8			7		
32	12		12		
150	28		28	59	59
368	71		71	185	244
471	108	231	110	110	354
530	175	151		203	557
658	217	235		206	763
1,021	303	216		501	1,264 **
1,069	391	148		529	529
789	424	303		62	591
868	460	360	4	44	635
916	487	454	4	(30)	605
1,030	489	559	4	(24)	581
1,036	488	477	5	64	645
1,073	517	365		191	836
1,121	544	565		12	849
1,191	572	602		16	865
1,264	597	641		27	891
1,342	629	681		32	923
1,588	683	963		(58)	865
1,694	743	1,033		(82)	783
1,802	807	1,106		(111)	672
1,913	876	1,183		(145)	527
2,026	947	1,263		(184)	342
2,142	1,006	1,348		(211)	131
2,262	1,065	1,328		(131)	
2,386	1,127	1,260			
2,515	1,190	1,325			
2,649	1,255	1,393			
2,785	1,323	1,462			
2,925	1,392	1,533			
3,072	1,464	1,607			
35,748	16,737	19,656			

REALIZED RATE OF RETURN ASSUMPTIONS:

	Nominal	Inflation	Real
FY 93:	8.36%	3.05%	5.31%
FY 94 - 97: ***	8.10%	4.50%	3.60%
FY 98 - 2010: .	9.00%	6.00%	3.00%

* Department of Revenue Fall 1992 Low-Case Revenue Forecast

** Earnings reserve appropriated to Fund principal by the Legislature July 1, 1992

*** Based on capital market assumptions adopted by the Board of Trustees in May 1992

STATUS QUO



Alaska Permanent Fund Corporation

FINANCIAL PROJECTIONS (in millions)

as of November 30, 1992

GROWTH OF FUND PRINCIPAL						
FY	FY Begin Balance	Appropriations	Dedicated State Revenues*	Inflation-Proofing	FY End Balance	Inflation-Proofing Shortfall
78	0		54		54	
79	54		84		139	
80	139		344		483	
81	483	900	385		1,769	
82	1,769	800	400		2,969	
83	2,969	400	421	231	4,021	
84	4,021	300	368	151	4,838	
85	4,838	300	368	235	5,741	
86	5,741		323	216	6,281	
87	6,281	1,264 **	170	148	7,864	
88	7,864		418	303	8,585	
89	8,585		228	360	9,173	
90	9,173		267	454	9,894	
91	9,894		435	559	10,888	
92	10,888		338	477	11,703	
93	11,703		256	365	12,324	
94	12,324		241	585	13,130	
95	13,130		249	602	13,981	
96	13,981		255	641	14,877	
97	14,877		248	681	15,805	
98	15,805		235	963	17,003	
99	17,003		209	1,033	18,245	
0	18,245		189	1,106	19,540	
1	19,540		172	1,034	20,745	149
2	20,745		158	1,045	21,949	209
3	21,949		143	1,102	23,193	224
4	23,193		129	1,160	24,482	239
5	24,482		115	1,221	25,819	255
6	25,819		102	1,285	27,206	270
7	27,206		79	1,351	28,636	286
8	28,636		25	1,418	30,078	302
9	30,078		25	1,486	31,589	320
10	31,589		22	1,559	33,170	338
Cumulative Totals Projected						
For FY 1993 - 2010:						
			2,852	18,615	2,592	

USE OF FUND INCOME					
Net Income	Distributions			Reserves	
	Dividends	Inflation-Proofing	General Fund	Add (Delete)	FY End Balance
2			1		
8			7		
32	12		12		
150	28		28	59	59
368	71		71	185	244
471	108	231	110	110	354
530	175	151		203	557
658	217	235		206	763
1,021	303	216		501	1,284 *
1,069	391	148		529	529
789	424	303		62	591
868	460	360	4	44	635
916	487	454	4	(30)	605
1,030	489	559	4	(24)	581
1,038	488	477	5	64	645
1,073	517	385	150	41	686
1,109	542	585	150	(149)	537
1,161	568	602	100	(156)	381
1,221	589	641	100	(8)	375
1,286	616	681		1	377
1,538	665	963		(91)	286
1,639	720	1,033		(114)	172
1,745	781	1,106		(143)	29
1,852	847	1,034		(29)	
1,963	917	1,045			
2,075	974	1,102			
2,192	1,032	1,160			
2,313	1,091	1,221			
2,438	1,153	1,285			
2,568	1,217	1,351			
2,700	1,282	1,418			
2,836	1,350	1,486			
2,978	1,420	1,559			
34,701	16,280	18,615	500		

REALIZED RATE OF RETURN ASSUMPTIONS:

	Nominal	Inflation	Real
FY 93:	8.35%	3.05%	5.31%
FY 94 - 97: **	8.10%	4.50%	3.60%
FY 98 - 2010: *	9.00%	6.00%	3.00%

* Department of Revenue Fall 1992 Low-Case Revenue Forecast
 ** Earnings reserve appropriated to Fund principal by the Legislature July 1, 1992
 *** Based on capital market assumptions adopted by the Board of Trustees in 1992

\$150 MILLION APPROPRIATED FROM THE EARNINGS RESERVE ACCOUNT TO GENERAL FUND IN FISCAL 93-94; \$100 MILLION IN FISCAL 95-96.

Department of Education
Public School Construction / Major Maintenance Funding Plan
Fiscal Years 1994 - 1997
January 21, 1993

FISCAL YEAR 1994-1997
CAPITAL IMPROVEMENT PROGRAM BUDGET PROPOSAL

- * SEEKS \$520 MILLION IN FUNDING FOR CONSTRUCTION AND MAJOR MAINTENANCE OF PUBLIC SCHOOLS, BASED ON PRIORITIZED NEED
- * SPREADS DOLLARS BETWEEN URBAN AND RURAL COMMUNITIES
- * FUNDS ALL PRIORITY 1 LIFE/HEALTH/SAFETY AND FINAL PRE-HB37 CARRY OVER PROJECTS, 20% OF THE PRIORITY 2 UN-HOUSED STUDENT PROJECTS, ALL OF THE PRIORITY 3 PROTECTION OF STRUCTURE PROJECTS AND HALF OF THE PRIORITY 4 CODE UPGRADE PROJECTS IN FY94
- * ESTABLISHES A MAJOR MAINTENANCE FUND IN FY94, INCREASING EMPHASIS ON PREVENTIVE MAINTENANCE
- * FUNDS AN AVERAGE OF 1,600 JOBS EACH YEAR, DISTRIBUTED THROUGH OUT THE STATE
- * CARRIES BROAD PUBLIC, ASSOCIATION AND SPECIAL INTEREST GROUP SUPPORT
- * SATISFIES THE MOST PRESSING EDUCATIONAL NEEDS AND PROMOTES LOCAL EMPLOYMENT AND ECONOMIC DEVELOPMENT
- * INCREASES THE LOCAL SHARE OVER A FOUR YEAR TIME PERIOD TO PARALLEL THE MATCHING GRANT PROGRAM
- * DEVELOPS REVISED FUNDING CATEGORIES FOR ALL PROJECTS AND ESTABLISHES CONSTRUCTION STANDARDS PRIOR TO FY95 FUNDING CYCLE

PUBLIC SCHOOL CONSTRUCTION / MAJOR MAINTENANCE FUNDING PLAN, FY 1994 - 1997

Annual Project Classification Amount Funded in Thousands of Dollars
January 21, 1993

Project Classification	FY94 State Share	FY95 State Share	FY96 State Share	FY97 State Share	Total State Share Requested
Priority I: Life / Health / Safety	\$64,349.0	\$3,545.2	\$7,749.3	\$5,131.3	\$80,774.8
Priority II: Unhoused Students	\$36,935.4	\$114,654.5	\$64,694.7	\$92,581.5	\$308,866.1
Priority III: Protection of Structure	\$5,376.6	\$15,448.2	\$9,863.8	\$8,102.6	\$38,791.2
Priority IV: Code Upgrade	\$36,935.4	\$16,352.1	\$18,317.1	\$14,633.2	\$86,237.8
Priority *: Carry-over Projects	\$6,403.6	\$0.0	\$0.0	\$0.0	\$6,403.6
Fiscal Year Totals ¹	\$150,000.0	\$150,000.0	\$100,624.9	\$120,448.6	\$521,073.5

**Capital Improvement Program Budget Request - January 21, 1993
for Fiscal Year 94 - Funding Level 60% - 100%
(With estimated funding for FY95 - FY97)**

DOE Rank	District Name	Priority Rank	Amount Requested	Local Match	Amount Funded (See Appendix A)	Aggregate Amount	Project Name
PRIORITY 1 : LIFE/HEALTH/SAFETY		All amounts shown in thousands of dollars					
1	Ketchikan Gateway Borough Schools	1	\$9,501.6	\$2,850.5	\$6,651.1	\$6,651.1	Ketchikan High, Final Phase
2	Lake and Peninsula Schools	2	\$1,660.0	\$249.0	\$1,411.0	\$8,062.1	Chignik Bay School Addition
3	Yakutat City Schools	3	\$581.2	\$87.2	\$494.0	\$8,556.1	Elementary School Repair
4	North Slope Borough Schools	4	\$133.1	\$53.2	\$79.9	\$8,636.0	Fair Lay Cully School Drinking Water
5	Alaska Gateway Schools	5	\$8,678.9		\$8,678.9	\$17,314.9	Tok School Replacement
6	Kake City Schools	6	\$1,830.0	\$91.5	\$1,738.5	\$19,053.4	Elementary & High School Life/Safety
7	Southwest Region Schools	7	\$762.8		\$762.8	\$19,816.2	New Stuyahok Roof and Wall Replacement
8	Pribilof Schools	8	\$1,222.7		\$1,222.7	\$21,038.9	St. Paul Roofing and Siding Replacement
9	Bering Strait Schools	9	\$12,586.4		\$12,586.4	\$33,625.3	Gambell Elementary Addition
10	Juneau Borough Schools	10	\$218.0	\$65.4	\$152.6	\$33,777.9	J/D High School Structural Repair
11	Delta/Greely Schools	11	\$1,513.6		\$1,513.6	\$35,291.5	Delta School Roof Replacement
12	Anchorage Schools	12	\$1,400.0	\$420.0	\$980.0	\$36,271.5	West High School Electrical Repair
13	Fairbanks North Star Schools	13	\$12,595.4	\$3,778.6	\$8,816.8	\$45,088.3	North Pole Elementary Addition
14	Annette Island Schools	14	\$720.8		\$720.8	\$45,809.1	Elementary/Middle School Repair
15	Aleutians East Borough Schools	15	\$1,300.0	\$390.0	\$910.0	\$46,719.1	King Cove Elementary Life Safety
16	Pribilof Schools	16	\$357.6		\$357.6	\$47,076.7	St. George Roof & Exterior Repair

**Capital Improvement Program Budget Request - January 21, 1993
for Fiscal Year 94 - Funding Level 60% - 100%
(With estimated funding for FY95 - FY97)**

DOE Rank	District Name	Priority Rank	Amount Requested	Local Match	Amount Funded (See Appendix A)	Aggregate Amount	Project Name
17	Kashunamiut Schools	17	\$15,746.0		\$15,746.0	\$62,822.7	Replacement School Facility
18	North Slope Borough Schools	18	\$265.0	\$106.0	\$159.0	\$62,981.7	Point Hope Entryways and Roof Renovation
19	Yukon/Koyukuk Schools	19	\$280.2		\$280.2	\$63,261.9	Nulato Voc Ed Upgrade
20	Tanana City Schools	20	\$96.0	\$14.4	\$81.6	\$63,343.5	Heat Exchanger and Storage Tank
21	Kuspuk Schools	21	\$380.0		\$380.0	\$63,723.5	Sleetmute Foundation & Roof Repair
22	Denali Borough Schools	22	\$99.5	\$5.0	\$94.5	\$63,818.0	Tri-Valley Fire Separation
23	Craig City Schools	23	\$545.7	\$81.9	\$463.8	\$64,281.8	Craig High School Roof Replacement
24	North Slope Borough Schools	24	\$112.0	\$44.8	\$67.2	\$64,349.0	Districtwide Renovations
	Total for Priority Type 1 =		\$72,586.5	\$8,237.5	\$64,349.0		
	PRIORITY * : CARRY OVER						
25	Copper River Schools		\$3,108.0		\$3,108.0	\$3,108.0	Glennallen Secondary School, Final Phase
26	Lower Yukon Schools		\$3,295.6		\$3,295.6	\$6,403.6	Mt. Village Elementary Replacement, Phase II
	Total for Priority Type * =		\$6,403.6		\$6,403.6		
	PRIORITY 2 : UNHOUSED STUDENTS						
27	Northwest Arctic Borough Schools	1	\$14,366.7	\$2,155.0	\$12,211.7	\$12,211.7	Selawik School Replacement
28	Bering Strait Schools	2	\$9,528.6		\$9,528.6	\$21,740.3	Koyuk School Addition/Renovation
29	Kenai Peninsula Borough Schools	3	\$426.3	\$127.9	\$298.4	\$22,038.7	Portable Classrooms Districtwide
30	Unalaska City Schools	4	\$5,466.0	\$2,186.4	\$3,279.6	\$25,318.3	Unalaska Elementary Addition
31	Southeast Island Schools	5	\$1,229.0		\$1,229.0	\$26,547.3	Edna Bay School Construction

**Capital Improvement Program Budget Request - January 21, 1993
for Fiscal Year 94 - Funding Level 60% - 100%
(With estimated funding for FY95 - FY97)**

DOE Rank	District Name	Priority Rank	Amount Requested	Local Match	Amount Funded (See Appendix A)	Aggregate Amount	Project Name
32	Lower Yukon Schools	6	\$622.7		\$622.7	\$27,170.0	Hooper Bay Classroom Addition
33	Southeast Island Schools	7	\$851.9		\$851.9	\$28,021.9	New Port Protection School
34	Southeast Island Schools	8	\$1,903.6		\$1,903.6	\$29,925.5	Kasaan/Hollis Schools Project
35	Craig City Schools	9	\$2,121.0	\$318.2	\$1,802.9	\$31,728.4	Craig Elementary Addition
36	Kuspuk Schools	10	\$1,946.4		\$1,946.4	\$33,674.8	Upper Kalskag O/J Gregory Elementary
37	Mat-Su Borough Schools END OF FY94 FUNDING	11	\$10,250.0	\$1,537.5	\$8,712.5	\$42,387.3	New Greater Wasilla Area School
38	Kuspuk Schools	12	\$5,803.4	\$58.0	\$5,745.4	\$48,132.6	Aniak Middle/Elementary School, Phase I
39	Anchorage Schools	13	\$12,300.0	\$4,305.0	\$7,995.0	\$56,127.6	Mountain View New Elementary
40	Craig City Schools	14	\$818.6	\$163.7	\$654.9	\$56,782.5	Craig High School, Phase I
41	Lower Kuskokwim Schools	15	\$18,917.0	\$189.2	\$18,727.8	\$75,510.3	New Bethel Middle School
42	Southeast Island Schools	16	\$1,750.0	\$17.5	\$1,732.5	\$77,242.8	New Craik Floating School
43	Anchorage Schools	17	\$12,300.0	\$4,305.0	\$7,995.0	\$85,237.8	Sand Lake Area New Elementary
44	Yupit Schools	18	\$5,500.0	\$55.0	\$5,445.0	\$90,682.8	Akiachak Elementary Replacement/Upgrade
45	Northwest Arctic Borough Schools	19	\$13,232.1	\$2,646.4	\$10,585.7	\$101,268.5	Buckland School Addition
46	Ketchikan Gateway Borough Schools	20	\$8,816.7	\$3,085.8	\$5,730.9	\$106,999.4	Shoenbar Junior High
47	Juneau Borough Schools	21	\$14,200.0	\$4,970.0	\$9,230.0	\$116,229.4	New Elementary School

**Capital Improvement Program Budget Request - January 21, 1993
for Fiscal Year 94 - Funding Level 60% - 100%
(With estimated funding for FY95 - FY97)**

DOE Rank	District Name	Priority Rank	Amount Requested	Local Match	Amount Funded (See Appendix A)	Aggregate Amount	Project Name
48	Fairbanks North Star Schools END OF FY95 FUNDING	22	\$61,631.9	\$21,571.2	\$40,060.7	\$156,290.1	New Fairbanks High School, Phase II
49	Lake & Peninsula Schools	23	\$1,000.0	\$250.0	\$750.0	\$157,040.1	Ivanof Bay School Replacement
50	Fairbanks North Star Schools	24	\$13,461.7	\$5,384.7	\$8,077.0	\$165,117.1	New North Fairbanks Elementary
51	Yukon Flats Schools	25	\$1,650.0	\$39.6	\$1,610.4	\$166,727.5	Circle Multipurpose/Classroom Addition
52	Kodiak Island Borough Schools	26	\$7,500.0	\$3,000.0	\$4,500.0	\$171,227.5	Kodiak New Elementary School, Phase I
53	Yukon/Koyukuk Schools	27	\$1,461.6	\$35.1	\$1,426.5	\$172,654.0	Allakaket School Addition
54	Southeast Island Schools	28	\$2,047.0	\$49.1	\$1,997.9	\$174,651.9	Naukati School Construction
55	Mat-Su Borough Schools	29	\$4,612.5	\$1,153.1	\$3,459.4	\$178,111.3	Glacier View School Addition
56	Aleutians East Borough Schools	30	\$725.0	\$290.0	\$435.0	\$178,546.3	False Pass School Addition
57	Southwest Region Schools	31	\$2,112.0	\$50.7	\$2,061.3	\$180,607.6	Togiak School Addition
58	Lake & Peninsula Schools	32	\$450.0	\$112.5	\$337.5	\$180,945.1	Kokhanok School Addition ²
59	Lower Kuskokwim Schools	33	\$6,020.0	\$144.5	\$5,875.5	\$186,820.6	Newtok Elementary School Addition
60	Kenai Peninsula Borough Schools	34	\$3,841.6	\$1,536.6	\$2,305.0	\$189,125.6	Kenai Elementary School Renovation
61	Chatham Schools	35	\$687.0	\$16.5	\$670.5	\$189,796.1	Angoon Elementary Classroom Addition
62	Anchorage Schools	36	\$13,000.0	\$5,200.0	\$7,800.0	\$197,596.1	Turnagain Area New Elementary
63	Southeast Island Schools	37	\$3,526.0	\$84.6	\$3,441.4	\$201,037.5	Coffman Cove Building Replacement

**Capital Improvement Program Budget Request - January 21, 1993
for Fiscal Year 94 - Funding Level 60% - 100%
(With estimated funding for FY95 - FY97)**

DOE Rank	District Name	Priority Rank	Amount Requested	Local Match	Amount Funded (See Appendix A)	Aggregate Amount	Project Name
64	Bering Strait Schools	38	\$6,584.7	\$158.0	\$6,426.7	\$207,464.1	Teller Elementary Addition
65	Yupit Schools	39	\$575.0	\$13.8	\$561.2	\$208,025.3	Modular Classrooms
66	Bering Strait Schools	40	\$5,360.8	\$128.7	\$5,232.1	\$213,257.5	Golovin Elementary Addition to High School
67	Juneau Borough Schools	41	\$311.4	\$124.6	\$186.8	\$213,444.3	Auke Bay Classroom Addition
68	Lower Kuskokwim Schools END OF FY96 FUNDING	42	\$4,674.9	\$112.2	\$4,562.7	\$218,007.0	Atmautluak Elementary School Addition
69	Kenai Peninsula Borough Schools	43	\$10,300.5	\$4,635.2	\$5,665.3	\$223,672.3	New West Homer Elementary
70	Aleutians East Borough Schools	44	\$1,300.0	\$585.0	\$715.0	\$224,387.3	Akutan School Addition
71	Copper River Schools	45	\$1,881.4	\$71.5	\$1,809.9	\$226,197.2	Copper Center Elementary Addition
72	Anchorage Schools	46	\$4,650.0	\$2,092.5	\$2,557.5	\$228,754.7	Willow Crest Elementary Addition
73	Haines Borough Schools	47	\$3,840.0	\$1,728.0	\$2,112.0	\$230,866.7	Middle School Addition
74	Kodiak Island Borough Schools	48	\$2,000.0	\$900.0	\$1,100.0	\$231,966.7	Ouzinkie Upgrade/Remodel
75	Bering Strait Schools	49	\$8,886.6	\$337.7	\$8,548.9	\$240,515.6	Elim Elementary Addition
76	Mat-Su Borough Schools	50	\$26,137.5	\$7,841.3	\$18,296.3	\$258,811.9	Atlasta New Middle School
77	Denali Borough Schools	51	\$8,625.0	\$431.3	\$8,193.8	\$267,005.6	Tri-Valley School Addition
78	Kuspuk Schools	52	\$650.0	\$24.7	\$625.3	\$267,630.9	Crooked Creek Johnnie John School Addition
79	Anchorage Schools	53	\$4,450.0	\$2,002.5	\$2,447.5	\$270,078.4	Chinook Elementary Addition

**Capital Improvement Program Budget Request - January 21, 1993
for Fiscal Year 94 - Funding Level 60% - 100%
(With estimated funding for FY95 - FY97)**

DOE Rank	District Name	Priority Rank	Amount Requested	Local Match	Amount Funded (See Appendix A)	Aggregate Amount	Project Name
80	Klawock City Schools	54	\$1,000.0	\$50.0	\$950.0	\$271,028.4	New Klawock High School, Phase I
81	Kenai Peninsula Borough Schools	55	\$5,460.2	\$2,457.1	\$3,003.1	\$274,031.5	Tustumena Elementary Addition
82	Kuspuk Schools	56	\$750.0	\$28.5	\$721.5	\$274,753.0	Lower Kalskag Elementary School Addition
83	Kenai Peninsula Borough Schools	57	\$25,040.7	\$11,268.3	\$13,772.4	\$288,525.4	New Skyview Middle/Junior High
84	Anchorage Schools	58	\$36,750.0	\$16,537.5	\$20,212.5	\$308,737.9	South Anchorage New Junior High
Total for Priority Type 2 =			\$425,305.0	\$116,567.1	\$308,737.9		
PRIORITY 3 : PROTECTION of STRUCTURE							
85	Lower Kuskokwim Schools	1	\$563.0		\$563.0	\$563.0	Bethel HS Major Maintenance/Roof Replacement
86	Aleutian Region Schools	2	\$104.0		\$104.0	\$667.0	Nikolski School Thermal Upgrade/Repairs
87	Juneau Borough Schools	3	\$1,099.0	\$329.7	\$769.3	\$1,436.3	Glacier Valley Roof Replacement
88	Lower Kuskokwim Schools	4	\$551.0		\$551.0	\$1,987.3	Napakiak School Relocation
89	Wrangell City Schools	5	\$60.0	\$18.0	\$42.0	\$2,029.3	Intermediate School Drainage
90	Denali Borough Schools	6	\$101.1	\$5.1	\$96.0	\$2,125.3	Anderson School Old Gym Upgrade
91	Haines Borough Schools	7	\$312.0	\$93.6	\$218.4	\$35,509.9	Elementary/Middle Exterior Wall Protection
92	Yakutat Schools	8	\$222.3	\$33.3	\$189.0	\$35,698.8	High School Roof Repair
93	Lake & Peninsula Schools	9	\$800.0	\$120.0	\$680.0	\$36,378.8	Districtwide Life/Safety Code Upgrades
94	Iditarod Area Schools	10	\$65.5		\$65.5	\$36,444.3	Lime Village Oil Storage

Capital Improvement Program Budget Request - January 21, 1993
for Fiscal Year 94 - Funding Level 60% - 100%
(With estimated funding for FY95 - FY97)

DOE Rank	District Name	Priority Rank	Amount Requested	Local Match	Amount Funded (See Appendix A)	Aggregate Amount	Project Name
95	Fairbanks North Star Schools	11	\$897.6	\$269.3	\$626.3	\$37,072.7	Districtwide Major Repair/Renovation
96	Haines Borough Schools	12	\$216.5	\$65.0	\$151.6	\$37,224.2	Swimming Pool Building Roof Replacement
97	Yukon/Koyukuk Schools	13	\$251.5		\$251.5	\$37,475.7	Kaltag Vocational Education Facility Renovation
98	Juneau Borough Schools	14	\$647.0	\$194.1	\$452.9	\$37,928.6	Auke Bay Roof Replacement
99	Juneau Borough Schools	15	\$400.0	\$120.0	\$280.0	\$38,208.6	Mendenhall River Elementary Roof Repair
100	Iditarod Area Schools	16	\$53.0		\$53.0	\$38,261.6	Anvik Oil Storage
101	Kenai Peninsula Borough Schools	17	\$129.9	\$39.0	\$90.9	\$38,352.5	Nikiski Elementary Roof Replacement
102	Iditarod Area Schools	18	\$26.0		\$26.0	\$38,378.5	Grayling Oil Storage
103	Chugach Schools	19	\$48.0		\$48.0	\$38,426.5	Whittier School Roof Repairs
104	Juneau Borough Schools	20	\$166.0	\$49.8	\$116.2	\$38,542.7	Juneau Douglas High School Roof Repairs
Total for Priority Type 3 =			\$6,713.4	\$1,336.8	\$5,376.6		
PRIORITY 4 : CODE UPGRADE							
105	Fairbanks North Star Schools	1	\$572.0	\$171.6	\$400.4	\$400.4	Hunter Elementary Renovation
106	Nome City Schools	2	\$885.0	\$132.8	\$752.3	\$1,152.7	Nome Beltz Code Upgrade
107	Petersburg City Schools	3	\$150.0	\$45.0	\$105.0	\$1,257.7	Elementary School Code Upgrades
108	Lower Kuskokwim Schools	4	\$2,739.0		\$2,739.0	\$3,996.7	Districtwide Water Treatment
109	Fairbanks North Star	5	\$988.0	\$296.4	\$691.6	\$4,688.3	Lathrop High School Renovations
110	Lower Kuskokwim Schools	6	\$5,216.0		\$5,216.0	\$9,904.3	Districtwide Subsurface Water Treatment

**Capital Improvement Program Budget Request - January 21, 1993
for Fiscal Year 94 - Funding Level 60% - 100%
(With estimated funding for FY95 - FY97)**

DOE Rank	District Name	Priority Rank	Amount Requested	Local Match	Amount Funded (See Appendix A)	Aggregate Amount	Project Name
111	St. Mary's Schools	7	\$737.0	\$36.9	\$700.2	\$10,604.4	Code Upgrade
112	Lower Kuskokwim Schools	8	\$4,066.0		\$4,066.0	\$14,670.4	Districtwide Asbestos Abatement
113	Kenai Peninsula Borough Schools	9	\$2,332.3	\$699.7	\$1,632.6	\$16,303.0	Kenai Junior High Asbestos Abatement
114	Yukon Flats Schools	10	\$11,900.0		\$11,900.0	\$28,203.0	Fort Yukon New School Replacement
115	Kenai Peninsula Borough Schools	11	\$124.5	\$37.4	\$87.2	\$28,290.2	Homer Intermediate Asbestos Abatement
116	Fairbanks North Star Schools	12	\$138.7	\$41.6	\$97.1	\$28,387.3	Districtwide Fire Protection
117	Kenai Peninsula Borough Schools	13	\$46.8	\$14.0	\$32.8	\$28,420.0	Paul Bank Elementary Asbestos Abatement
118	Iditarod Area Schools	14	\$322.5		\$322.5	\$28,742.5	Anvik School Kitchen Upgrade & 2nd Floor Storage
119	Kenai Peninsula Borough Schools	15	\$79.6	\$23.9	\$55.7	\$28,798.2	Susan B. English Asbestos Abatement
120	Anchorage Schools	16	\$3,000.0	\$900.0	\$2,100.0	\$30,898.2	Fire Code Violations Projects
121	Kenai Peninsula Borough Schools	17	\$221.0	\$66.3	\$154.7	\$31,052.9	Seward Elementary Asbestos Abatement
122	Annette Island Schools	18	\$178.9		\$178.9	\$31,231.8	Districtwide Asbestos Removal
123	Northwest Arctic Borough Schools	19	\$2,056.4	\$308.5	\$1,747.9	\$32,979.8	Districtwide Deferred Major Maintenance
124	Haines Borough Schools	20	\$521.0	\$156.3	\$364.7	\$33,344.5	Districtwide Handicap Access
125	Sitka Borough Schools	21	\$538.3	\$161.5	\$376.8	\$33,721.3	Baranof Elementary Lighting Upgrade
126	North Slope Borough Schools	22	\$50.0	\$20.0	\$30.0	\$33,751.3	Anaktuvuk Pass Welding Room Renovation

**Capital Improvement Program Budget Request - January 21, 1993
for Fiscal Year 94 - Funding Level 60% - 100%
(With estimated funding for FY95 - FY97)**

DOE Rank	District Name	Priority Rank	Amount Requested	Local Match	Amount Funded (See Appendix A)	Aggregate Amount	Project Name
127	Fairbanks North Star Schools END OF FY94 FUNDING	23	\$13,079.6	\$3,923.9	\$9,155.7	\$42,907.0	Denali Elementary Replacement
128	Copper River Schools	24	\$1,484.0	\$14.8	\$1,469.2	\$44,376.2	Glennallen Elementary Remodel
129	Fairbanks North Star Schools END OF FY95 FUNDING	25	\$13,709.9	\$4,798.5	\$8,911.4	\$53,287.6	Nordale Elementary Replacement
130	Bering Strait Schools	26	\$4,627.9	\$111.1	\$4,516.8	\$57,804.4	White Mountain Elementary Addition
131	North Slope Borough Schools	27	\$50.0	\$25.0	\$25.0	\$57,829.4	Nuiqsut Welding Room Renovation
132	Northwest Arctic Borough Schools	28	\$3,378.0	\$844.5	\$2,533.5	\$60,362.9	Districtwide Fuel Tank Farm Upgrade
133	Hydaburg City Schools	29	\$35.0	\$1.8	\$33.3	\$60,396.2	Replacement of Fuel Storage Tanks
134	Fairbanks North Star Schools	30	\$13,400.0	\$5,360.0	\$8,040.0	\$68,436.2	Eielson Air Force Base Elementary School
135	Kodiak Island Borough Schools	31	\$1,700.0	\$680.0	\$1,020.0	\$69,456.2	Kodiak High School Code Upgrade
136	Anchorage Schools	32	\$2,000.0	\$800.0	\$1,200.0	\$70,656.2	Districtwide Kitchen Upgrades
137	Kenai Peninsula Borough Schools	33	\$40.3	\$16.1	\$24.2	\$70,680.4	Homer Junior High Handicap Access
138	Kenai Peninsula Borough Schools	34	\$40.3	\$16.1	\$24.2	\$70,704.5	Kenai Junior High Handicap Access
139	North Slope Borough Schools	35	\$800.0	\$400.0	\$400.0	\$71,104.5	Kaktovik Mechanical System Upgrade
140	Iditarod Area Schools	36	\$57.5	\$1.4	\$56.1	\$71,160.7	Lime Village Well
141	Kuspuk Schools	37	\$255.0	\$6.1	\$248.9	\$71,409.5	Underground Fuel Tank Removal
Total for Priority Type 4 =			\$91,520.5	\$20,111.0	\$71,409.5		

Capital Improvement Program Budget Request - January 21, 1993
for Fiscal Year 94 - Funding Level 60% - 100%
(With estimated funding for FY95 - FY97)

DOE Rank	District Name	Priority Rank	Amount Requested	Local Match	Amount Funded (See Appendix A)	Aggregate Amount	Project Name
PRIORITY 5 : OPERATIONAL COST SAVINGS							
142	Hydaburg City Schools	1	\$85.0	\$86.0			High School Heating System Upgrade
143	Fairbanks North Star Schools	2	\$2,284.2	\$2,284.2			District Physical Plant Facility
144	Alaska Gateway Schools	3	\$450.0	\$450.0			Northway Sewer Replacement
145	Fairbanks North Star Schools	4	\$4,574.0	\$4,574.0			District Food Service Facility
	Total for Priority Type 5 =		\$7,394.2	\$7,394.2			
PRIORITY 6 : FUNCTIONAL UPGRADE							
146	Sitka Borough Schools	1	\$1,033.0	\$1,033.0			Baranof Elementary School Addition
147	Nome City Schools	2	\$5,155.0	\$5,155.0			Nome-Beltz Middle School Remodel
148	Pribilof Schools	3	\$634.4	\$634.4			St. George Media Center & Kitchen Addition
149	North Slope Borough Schools	4	\$3,498.0	\$3,498.0			Point Lay Gym/Classroom Addition
150	Dillingham City Schools	5	\$1,864.5	\$1,864.5			Elementary School Addition
151	Mat-Su Borough Schools	6	\$9,100.0	\$9,100.0			Swanson Elementary School Renovation/Addition
152	Lower Kuskokwim Schools	7	\$1,000.0	\$1,000.0			Chefornak improvements
153	Chugach Schools	8	\$78.0	\$78.0			Whittier Voc-Ed, Phase II
154	Lake & Peninsula Schools	9	\$1,100.0	\$1,100.0			Pilot Point School Replacement
155	Cordova City Schools	10	\$1,730.0	\$1,730.0			Cordova High School Science & Computer Room
156	Anchorage Schools	11	\$8,700.0	\$8,700.0			West High School Addition and Renovation
157	Anchorage Schools	12	\$32,250.0	\$32,250.0			Chugiak/Eagle River New Junior High

**Capital Improvement Program Budget Request - January 21, 1993
for Fiscal Year 94 - Funding Level 60% - 100%
(With estimated funding for FY95 - FY97)**

DOE Rank	District Name	Priority Rank	Amount Requested	Local Match	Amount Funded (See Appendix A)	Aggregate Amount	Project Name
158	Mat-Su Borough Schools	13	\$6,000.0	\$6,000.0			Palmer Middle School Addition
159	Juneau Borough Schools	14	\$300.0	\$300.0			Gastineau Elementary Renovation
160	Yupit Schools	15	\$17,354.0	\$17,354.0			Consolidated High School & Boarding Home
161	Kodiak Island Borough Schools	16	\$7,400.0	\$7,400.0			Kodiak High School Classroom Upgrade
162	Bristol Bay Borough Schools	17	\$3,449.5	\$3,449.5			Naknek K-12 Gymnasium Addition
163	Anchorage Schools	18	\$4,200.0	\$4,200.0			Wonder Park Elementary Addition
164	Anchorage Schools	19	\$4,700.0	\$4,700.0			College Gate Elementary Addition
165	Anchorage Schools	20	\$3,450.0	\$3,450.0			Ocean View Elementary Addition
166	Kenai Peninsula Borough Schools	21	\$1,263.6	\$1,263.6			Nikolaevsk Gym Expansion
167	Lake & Peninsula Schools	22	\$1,600.0	\$1,600.0			Port Heiden Addition
168	Anchorage Schools	23	\$4,500.0	\$4,500.0			Williwaw Addition
169	Pribilof Schools	24	\$378.7	\$378.7			St. Paul Kitchen Construction
170	Anchorage Schools	25	\$1,600.0	\$1,600.0			Chugiak Elementary Addition
171	Hydaburg City Schools	26	\$108.2	\$108.2			District Maintenance/Storage Building
172	Nenana City Schools	27	\$136.0	\$136.0			Nenana School Gym Floor Replacement
173	Cordova City Schools	28	\$21,704.2	\$21,704.2			Elementary Addition and Remodel
174	Kuspuk Schools	29	\$510.0	\$510.0			Kalskag George Morgan Jr/Sr High Addition

Capital Improvement Program Budget Request - January 21, 1993
for Fiscal Year 94 - Funding Level 60% - 100%
(With estimated funding for FY95 - FY97)

DOE Rank	District Name	Priority Rank	Amount Requested	Local Match	Amount Funded (See Appendix A)	Aggregate Amount	Project Name
175	Denali Borough Schools	30	\$500.0	\$500.0			Anderson Old Gym Remodel
176	Hoonah City Schools	31	\$1,639.2	\$1,639.2			Multipurpose Facility, Phase II
177	Denali Borough Schools	32	\$200.0	\$200.0			Cantweil School Gym
178	Anchorage Schools	33	\$8,650.0	\$8,650.0			Romig Junior High/Middle School Addition
179	Petersburg City Schools	34	\$700.0	\$700.0			Middle/High School Shop Addition
180	Nenana City Schools	35	\$64.2	\$64.2			Environmental Science Lab
181	Juneau Borough Schools	36	\$600.0	\$600.0			Access Reconfiguration
	Total for Priority Type 6 = PRIORITY 7 : OTHER		\$157,150.5	\$157,150.5			
182	Juneau Borough Schools	1	\$177.0	\$177.0			JDHS/UA Pedestrian Overpass Upgrade
183	Petersburg City Schools	2	\$175.0	\$175.0			Petersburg Schools Vehicle Access North
184	Skagway City Schools	3	\$27.5	\$27.5			Track & Field Construction
185	Kenai Peninsula Borough Schools	4	\$35.0	\$35.0			Soldotna High Ventilation of Pool Locker
186	Kenai Peninsula Borough Schools	5	\$210.0	\$210.0			Skyview High Resurface Track
187	Sitka Borough Schools	6	\$1,313.0	\$1,313.0			Districtwide Maintenance Building/Warehouse
188	Nenana City Schools	7	\$4,095.0	\$4,095.0			Regional Dormitory
189	Tanana City Schools	8	\$4,564.0	\$4,564.0			Regional High School Dormitory
	Total for Priority Type 7 = GRAND TOTAL:		\$777,670.2	\$321,393.5	\$456,276.7		



ANNETTE ISLANDS SCHOOL DISTRICT

PO. Box 7 • Metlakatla, AK 99926

Accredited by Northwest Accreditation Association

High School Principal's Office
(907) 886-6000
FAX: (907) 886-5120

Superintendent's Office
(907) 886-6332
FAX: (907) 886-5130

Elementary Principal's Office
(907) 886-4121

February 15, 1993

TO: Honorable Members of the Alaska State Senate and
House of Representatives

FROM: Annette Islands School District
Board of Education

RE: Support Regarding Legislation in the 1993 Session

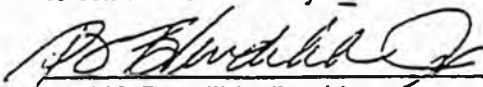
The Annette Islands School District Board of Education, speaking on behalf of the Metlakatla Indian Community respectively requests your support for legislative issues which will result in improved educational programs and facilities for our students. The legislation of interest to us is as follows:

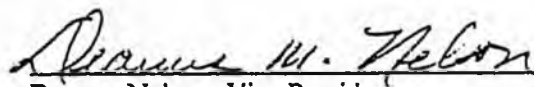
Priority 1. Support SB 62/HB 85. It is felt that the bill benefits the Annette Islands School District in several ways. It eliminates the need to lobby annually for the single site funding. It also supports the concept of flooring a district, so no district is negatively impacted by the formula changes. The minimum level of funding for vocational educational at one unit is acceptable; it means no less than what we have been receiving.

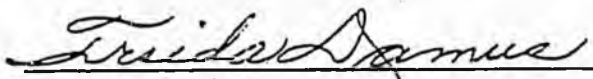
Priority 2. Support for SB 60/HB 83. The Annette Islands School District ranks 14th for the Number One priorities as recommended by the Department of Education. The recommendation to fund this include; Annette Islands School District. The funding would remove life and safety issues for students of the district in the elementary and middle schools. The attached information outlines the professional opinions related to the project.

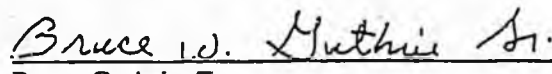
Priority 3. Support for Reappropriation of FY 90 Funds. The 1990 legislature appropriated \$285,000 for the installation of a sprinkler system. An amount of this appropriation was utilized to install a computer lab in the high school. The reappropriation request adds language that would retroactively allow for such an expenditure. The attached backup speaks to the request.

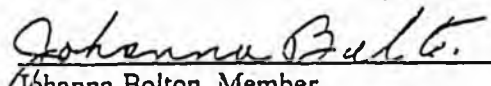
The Board of Education appreciates your support of these issues. If additional information is necessary, please feel free to contact us. Thank you.

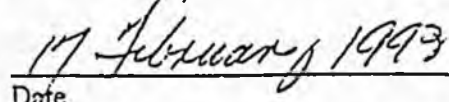

Paul T. Brendible, President


Deanna Nelson, Vice President


Frieda Damus, Secretary


Bruce Guthrie, Treasurer


Johanna Bolton, Member


Date



SOUTHEAST
ISLAND
SCHOOL
DISTRICT

1621 TONGASS AVENUE SUITE 301
POST OFFICE BOX 8340
KETCHIKAN, ALASKA 99901
(907) 225-9658 OR 225-9659

Robert Weinstein
SUPERINTENDENT

February 17, 1993

Representative Con Bunde, Co-Chair
House Health, Education and Social Services Committee
Alaska House of Representatives
P.O. Box V
Juneau, Alaska 99811

Dear Representative Bunde:

This letter is to indicate support for the comprehensive education-related legislation which Governor Hickel has recently introduced. For your information, I am in my twelfth year as Superintendent of Southeast Island School District. This is the first time in those years that I have seen a proposal from an administration which is addressing a number of critical issues facing education in Alaska in a comprehensive manner.

My specific comments are as follows.

1. SB 60/HB 83: Construction and Major Maintenance

It should be clear from the growing backlog in school construction throughout the state of Alaska that a commitment does need to be made now to construct needed facilities. I realize that additional refinement needs to occur with respect to the amount of available funding, appropriate funding sources, and the project list itself. However, it is refreshing to see recognition of a large gap between existing and needed facilities, as well as a sensible plan to do something about it, so that critical facility needs in both urban and rural Alaska begin to be addressed.

2. SB 61/HB 84: Alaska 2000 Recommendations

A number of the recommendations which the Governor is proposing in order to implement his Alaska 2000 program have the potential for positive impacts on education in Alaska.

A. Research and Development Grants: I think it is important to education in the state of Alaska that there be a mechanism whereby the Department of Education can approve research and development grants which are directly linked to school improvement. It seems to me that this will be a very cost effective manner of introducing successful model projects for student learning, which after development can then be replicated in other school districts in the state at minimal cost.

B. Charter Schools: A charter school approved by the local school board makes sense if the result is that appropriate decision-making occurs at the local school level to the greatest extent possible. I would suggest consideration of some technical changes. For example, Section 13 (a) should be modified so that the listed exemptions are permissive, not automatic, i.e. there may

Testimony

Representative Bunde

Page 2

February 17, 1993

be a mutual desire for exemption from some, but not all, of the specified local requirements. The bottom line, however, is that, if state and/or local requirements are impeding student performance, a waiver or exemption process within the context of charter schools is most appropriate.

C. Tenure: I have some questions as to how the changes proposed in sections 9 and 10 would be efficiently implemented in a regional school district.

3. SB 62/HB 85: School Foundation Program Changes

After many years of examining available data, there is no question in my mind that the current area differentials are based upon inaccurate, if not obsolete, data, and are therefore inequitable. In order to have equitable school programs throughout the state, the Legislature must assure that the basic school foundation formula itself addresses equity. The proposed school price index is based upon recent data, including key areas of actual school costs, as opposed to arbitrary area differentials lacking support from objective data. For those reasons I strongly support the concept of the Alaska school price index as a replacement for area differentials.

In closing, I ask that you give support to the concepts embodied in these proposals, with further refinement of details as is appropriate to each piece of legislation.

Sincerely,



Robert Weinstein
Superintendent

RW:eb
cc: Commissioner of Education

'94 Reappropriation Sectional

Sec.	ED #	Sponsor	Agency	Program/Purpose	GF	Other	Total
1	0	Governor	Governor	ANWR grant to Arctic Power, reapprop not to exceed \$250.0	0.0		0.0
2	0	Governor	Governor	ANWR - extend lapse	0.0		0.0
3	0	OMB	Commerce/Economic Dev.	Northern Forum - language change	0.0		0.0
4	0	OMB	Natural Resources	Challenge Alaska Grants - language change	0.0		0.0
5	0	OMB	Environmental Conservation	Klawock Sewage Treatment Upgrade - language change	0.0		0.0
6	0	Ombudsman	Alaska Legislature	Ombudsman - extend lapse	0.0		0.0
7	0	OMB	Transportation/PF	Homer Airport North Apron Utilities, EDA grant match - language change	0.0		0.0
8	0	OMB	Public Safety	Adak Civil Air Patrol Hanger - language change	0.0		0.0
9	0	OMB	Public Safety	Birchwood Civil Air Patrol Hanger Repair and Rehabilitation - language change	0.0		0.0
10	0	Navarre/Larson	Administration	Construction and Operation of Vets' Home	-55.0		-55.0
10	0	Navarre/Larson	Administration	Pioneers' Home Study in the continuum of care for senior Alaskans	55.0		55.0
11	0	OMB	Community/Regional Affairs	Rural Development Grants - extend lapse	0.0		0.0
13	0	Legislative Affairs Agency	Alaska Legislature	Legislative Council - extend lapse	0.0		0.0
14	0	Legislative Affairs Agency	Alaska Legislature	Legislative Operating Budget - extend lapse	0.0		0.0
15	0	Legislative Budget & Audit	Alaska Legislature	Budget and Audit Committee - extend lapse	0.0		0.0
16	0	Legislative Finance	Alaska Legislature	House Finance Committee education funding - extend lapse	0.0		0.0
32	0	OMB	Environmental Conservation	North Slope Borough-Wainwright Water/Sewer - language change	0.0		0.0
33	0	OMB	Environmental Conservation	North Slope Borough-Kaktovik Water/Sewer - language change	0.0		0.0
48	0	Larson/Education	Education	Pupil Transportation	-1,041.3		-1,041.3
48	0	Larson/Education	Education	Fund for the Improvement of School Performance	520.7		520.7
48	0	Larson/Education	Education	Pupil Transportation	520.7		520.7
17	3	Taylor/Grussendorf	Administration	Sitka High School Vocational Shop Acoustical System	-34.0		-34.0
17	3	Taylor/Grussendorf	Administration	Sitka High School Electrical Upgrade Project	34.0		34.0
18	3	Taylor/Grussendorf	Administration	Sitka Senior Center Addition/Site Design and Assessment - language change	0.0		0.0
19	3	Taylor/Grussendorf	Administration	Sitka Old Hospital Building Re-Roof	-50.0		-50.0
19	3	Taylor/Grussendorf	Administration	Sitka Hospital Roof Reconditioning	50.0		50.0
20	3	Taylor/Grussendorf	Administration	Sitka Crescent Park Restroom Re-Roof - language change	0.0		0.0
21	7,8	Little/G Phillips, G Davis	Administration	Kenai Peninsula Borough Road Maintenance Service Area/Road - language change	0.0		0.0
22	7,8	Little/G Phillips, G Davis	Administration	Kenai Peninsula Borough West Poppy Lane Construction	-199.0		-199.0
22	7,8	Little/G Phillips, G Davis	Administration	Kenai Peninsula Borough Ciechanski Road Right-of-Way/Construction	-175.0		-175.0
22	7,8	Little/G Phillips, G Davis	Administration	Kenai Peninsula Borough North Fork Road Design/Right-of-Way	-198.4		-198.4
22	7,8	Little/G Phillips, G Davis	Administration	Kenai Peninsula Borough Road Maintenance and Improvements	572.7		572.7
23	7,8	Little/G Phillips, G Davis	Administration	Kenai Peninsula Borough Paul Banks Elementary School Re-Roof	-58.9		-58.9
23	7,8	Little/G Phillips, G Davis	Administration	Kenai Peninsula Borough Chapman Elementary School Re-Roof	-51.7		-51.7
23	7,8	Little/G Phillips, G Davis	Administration	Kenai Peninsula Borough Ninilchik Elementary/High School Boiler replacement	-17.5		-17.5

'94 Reappropriation Sectional

Sec.	ED #	Sponsor	Agency	Program/Purpose	GF	Other	Total
23	7,8	Little/G Phillips, G Davis	Administration	Kenai Peninsula Borough Intermediate School Classroom Heater Upgrade	44.0		44.0
23	7,8	Little/G Phillips, G Davis	Administration	Kenai Peninsula Borough Paul Banks Elementary School Classroom Heaters Upgrade	25.0		25.0
23	7,8	Little/G Phillips, G Davis	Administration	Kenai Peninsula Borough Ninilchik Elementary/High School Emergency Generator Upgrade	35.9		35.9
23	7,8	Little/G Phillips, G Davis	Administration	Kenai Peninsula Borough Susan B. English Elementary/High School Safety Plumbing Upgrade	12.0		12.0
23	7,8	Little/G Phillips, G Davis	Administration	Kenai Peninsula Borough Homer High School Safety Plumbing Upgrades	6.0		6.0
23	7,8	Little/G Phillips, G Davis	Administration	Kenai Peninsula Borough Chapman Elementary School Classroom Recarpeting	5.2		5.2
25	10	Salo/Green	Administration	Anchorage Pedestrian Walkway-Tradewind Drive to Rabbit Creek Elem School	-12.0		-12.0
25	10	Salo/Green	Administration	Mun of Anch for cafeteria tables/benches for Huffman Elem School	12.0		12.0
24	15,16	Ellis/Brown, Finkelstein	Community/Regional Affairs	Anchorage Traffic Signalization and Safety Upgrades	-34.0		-34.0
24	15,16	Ellis/Brown, Finkelstein	Community/Regional Affairs	Mun of Anch for design/constru of picnic facilities, pathways, landscaping at Fairview	34.0		34.0
28	15,16	Ellis/Brown, Finkelstein	Community/Regional Affairs	Renovation for Head Start Program and Head Start Equipment	-38.5		-38.5
28	15,16	Ellis/Brown, Finkelstein	Community/Regional Affairs	Kids Corps, Inc. for Purchase of a Passenger Bus for the Head Start Program	38.5		38.5
27	19,20	Donley, Sanders, Porter	Administration	Anchorage Williams Street Walkway	-40.0		-40.0
27	19,20	Donley, Sanders, Porter	University	UofA, Anch, College of Continuing Vocation Educ for Upgrade Diesel Tech/Welding Equip	24.8		24.8
27	19,20	Donley, Sanders, Porter	Administration	Mun of Anch for Oil and Grease Separator at Lake Otis Parkway at Campbell Creek	2.0		2.0
27	19,20	Donley, Sanders, Porter	Administration	Mun of Anch for Trail and Park Improvements to the Univ Lake Park Area	13.2		13.2
26	22	Kelly/Barnes	Administration	Anch Chester Creek Park design and construction	-67.0		-67.0
26	22	Kelly/Barnes	Administration	Mun of Anch for Patterson Park Improvements	67.0		67.0
12	27	Larson	Military/Veterans' Affairs	Make Grant to Matanuska-Susitna Borough for River Erosion Disaster	0.0	-500.0	-500.0
29	27,28	Kerttula, Larson	Administration	City of Houston-Upgrade Houston Landfill - language change	0.0		0.0
30	35	Lincoln, Olberg	Community/Regional Affairs	Deltana Corporation-Deltana Road Upgrade/Reconstruction/Maintenance - language change	0.0		0.0
31	35	Lincoln, Olberg	Community/Regional Affairs	Glennallen Improvement Corporation-Sewage Lagoon - language change	0.0		0.0
40	36	Lincoln, Nicholia	Administration	City of Nulato-Heavy Equipment Purchase - language change	0.0		0.0
41	36	Lincoln, Nicholia	Community/Regional Affairs	Beaver Traditional Council - language change	0.0		0.0
42	36	Lincoln, Nicholia	Community/Regional Affairs	Beaver Village Health Clinic - language change	0.0		0.0
34	37	Adams/MacLean	Administration	North Slope Borough-Atkasuk Public Safety Facility Upgrade - language change	0.0		0.0
35	37	Adams/MacLean	Administration	Deering Community Survey and Planting	-6.0		-6.0
35	37	Adams/MacLean	Administration	City of Deering for Facility Upgrade and Equipment	6.0		6.0
36	37	Adams/MacLean	Environmental Conservation	Arctic Marine Resource Commission - extend lapse	0.0		0.0
37	37	Adams/MacLean	Administration	Diomedé Helicopter Pad and Community Facility Repair	0.0		0.0
37	37	Adams/MacLean	Administration	Diomedé Video Microwave Alternative for RATNET	0.0		0.0
38	38	Adams/Foster	Education	Brevig Mission Dike Repair, Upgrade Bulk Fuel Tanks	-753		-753
38	38	Adams/Foster	Education	Stebbins Dike, Repairs, Upgrade Bulk Fuel Tanks	-27.6		-27.6
38	38	Adams/Foster	Education	Teller Dike, Repair, Upgrade Bulk Fuel Tanks	-8.0		-8.0
38	38	Adams/Foster	Education	Wales Dike, Repair, Upgrade Bulk Fuel Tanks	-19.0		-19.0

'94 Reappropriation Sectional

Sec.	ED #	Sponsor	Agency	Program/Purpose	GF	Other	Total
38	38	Adams/Foster	Education	Bering Strait School District for District-Wide Maintenance	55.4		55.4
39	38	Adams/Foster	Education	Wales and Stebbins, Water System Redesign and Upgrade	-10.3		-10.3
39	38	Adams/Foster	Education	Bering Strait School District for District-Wide Maintenance	10.3		10.3
46	38	Adams/Foster	Administration	Tununak IRA Council for Street lights Project	-24.9		-24.9
46	38	Adams/Foster	Community/Regional Affairs	Tununak IRA Council for Street lights Project	24.9		24.9
43	39	Jacko/Hoffman	Administration	Native Village of Goodnews Bay-Watering Point	-50.0		-50.0
43	39	Jacko/Hoffman	Community/Regional Affairs	Akiachak Public Safety Vehicles	50.0		50.0
44	39	Jacko/Hoffman	Environmental Conservation	Bethel-Bethel Heights sewer - language change	0.0		0.0
45	39	Jacko/Hoffman	Environmental Conservation	Bethel City Subdivision Piped water - language change	0.0		0.0
47	40	Jacko/Moses	Administration	City of New Stuyahok	-36.2		-36.2
47	40	Jacko/Moses	Administration	City of New Tuyahok for Repairs and Improvements to the Community Building	36.2		36.2
				TOTAL		-500.0	-500.0

