

**HVB**

**361**

**HFIN**

**FILE**



*Adopted*

8-LS14860  
Utermohle  
3/4/94

CS-FOR HOUSE BILL NO. 361( )  
IN THE LEGISLATURE OF THE STATE OF ALASKA  
EIGHTEENTH LEGISLATURE - SECOND SESSION

BY

Offered:  
Referred:

Sponsor(s): HOUSE FINANCE COMMITTEE

A BILL

FOR AN ACT ENTITLED

1 "An Act making an appropriation to the Department of Education for support  
2 of kindergarten, primary, and secondary education and community schools  
3 programs and for school construction debt retirement; amending certain  
4 appropriations for education programs and school construction debt retirement for  
5 fiscal year 1994 and for educational facilities maintenance and construction;  
6 making an appropriation from the constitutional budget reserve fund under art.  
7 IX, sec. 17(c), Constitution of the State of Alaska; and providing for an effective  
8 date."

9 BE IT ENACTED BY THE LEGISLATURE OF THE STATE OF ALASKA:

10 \* Section 1. (a) The sum of \$695,642,240 is appropriated from the constitutional budget  
11 reserve fund and from other funds in the amounts listed to the Department of Education for  
12 the purposes expressed and allocated in the amounts listed for operating expenditures for the

1 fiscal year ending June 30, 1995:

2	FUND SOURCE	AMOUNT
3	Budget reserve fund (art. IX, sec. 17,	
4	Constitution of the State of Alaska)	\$634,434,840
5	General fund/mental health trust income account	
6	(AS 37.14.011)	7,916,600
7	Public school trust fund (AS 37.14.110)	6,816,600
8	School fund (AS 43.50.140)	2,668,100
9	P.L. 81-874	21,806,100
10	Federal receipts other than	
11	P.L. 81-874	22,000,000

12	PURPOSE	ALLOCATION AMOUNT
13	Foundation program	\$629,938,000
14	Child nutrition/student lunch program	22,000,000
15	Cigarette tax distribution	2,668,100
16	Tuition students	1,887,600
17	Boarding home grants	355,000
18	Youth in detention	800,000
19	Pupil transportation	30,923,300
20	Schools for the handicapped	3,277,500
21	Community schools	600,000
22	Additional district support	3,192,740

23 (b) The amount allocated under (a) of this section for additional district support is  
 24 further allocated to the following school districts in the amounts listed:

25	SCHOOL DISTRICT	ALLOCATION AMOUNT
26	Annette Island School District	\$166,530
27	Cordova School District	217,160
28	Craig City School District	151,890
29	Dillingham City School District	250,100
30	Galena City School District	156,160
31	Hoonah City School District	126,270

1	Hydaburg City School District	102,480
2	Kake City School District	136,640
3	Kashunamiut School District	206,180
4	Klawock City School District	158,600
5	Nenana City School District	164,090
6	Nome City School District	264,740
7	Pelican City School District	56,730
8	Petersburg City School District	199,470
9	St. Mary's School District	119,560
10	Skagway City School District	115,290
11	Tanana City School District	122,000
12	Unalaska City School District	200,690
13	Wrangell City School District	151,890
14	Yakutat City School District	126,270

15 \* Sec. 2. (a) The sum of \$104,060,100 is appropriated from the budget reserve fund (art.  
16 IX, sec. 17, Constitution of the State of Alaska) to the Alaska debt retirement fund  
17 (AS 37.15.011).

18 (b) The sum of \$104,060,100 is appropriated from the Alaska debt retirement fund  
19 (AS 37.15.011) to the Department of Education for state aid for costs of school construction  
20 under AS 14.11.100.

21 \* Sec. 3. (a) Section 1(a), ch. 5, SLA 1993, is amended to read:

22 Section 1. (a) The sum of \$674,531,870 is appropriated from the  
23 constitutional budget reserve [GENERAL] fund and from other funds in the amounts  
24 listed to the Department of Education for the purposes expressed and allocated in the  
25 amounts listed for operating expenditures for the fiscal year ending June 30, 1994:

26	FUND SOURCE	AMOUNT
27	<u>Budget reserve fund (art. IX, sec. 17,</u>	
28	<u>Constitution of the State of Alaska)</u>	
29	[GENERAL FUND]	\$615,783,070
30	General fund/mental health trust income account	
31	(AS 37.14.011)	7,489,700

1	Public school trust fund (AS 37.14.110)	8,452,700
2	School fund (AS 43.50.140)	2,721,000
3	Interagency receipts	100,000
4	P.L. 81-874	21,885,400
5	Federal receipts other than	
6	P.L. 81-874	18,100,000.
7	PURPOSE	ALLOCATION AMOUNT
8	Foundation program	\$615,723,100
9	Child nutrition/student lunch program	18,100,000
10	Cigarette tax distribution	2,721,000
11	Tuition students	2,012,600
12	Boarding home grants	230,000
13	Youth in detention	800,000
14	Schools for the handicapped	3,077,500
15	Pupil transportation	28,975,900
16	Community schools	600,000
17	Additional district support	2,291,770.

18 (b) Section 2(a), ch. 5, SLA 1993, is amended to read:

19           Sec. 2. (a) The sum of \$99,795,200 is appropriated from the budget reserve  
 20 [GENERAL] fund (art. IX, sec. 17, Constitution of the State of Alaska) to the  
 21 Alaska debt retirement fund (AS 37.15.011).

22 \* Sec. 4. (a) Section 38, ch. 65, SLA 1993, page 14, line 27, is amended to read:

23		APPROPRIATION	GENERAL	OTHER
24		ITEMS	FUND	FUNDS
25	Additional district support	1,066,300	[1,066,300]	<u>1,066,300</u>

26           (b) The appropriation made by sec. 38, ch. 65, SLA 1993, page 14, line 27,  
 27 as amended by (a) of this section, is funded from the budget reserve fund (art. IX,  
 28 sec. 17, Constitution of the State of Alaska).

29 \* Sec. 5. Section 1, ch. 83, SLA 1993, is amended to read:

30           Section 1. Contingent upon the establishment of an educational facilities  
 31 maintenance and construction fund by the Eighteenth Alaska State Legislature, the sum

- 1 of \$192,408,894 is appropriated from the budget reserve [GENERAL] fund (art. IX,  
2 sec. 17. Constitution of the State of Alaska) to the educational facilities maintenance  
3 and construction fund (AS 37.16.010).
- 4 \* Sec. 6. The appropriations from the constitutional budget reserve fund (art. IX, sec. 17,  
5 Constitution of the State of Alaska) contained in this Act are made under art. IX, sec. 17(c),  
6 Constitution of the State of Alaska.
- 7 \* Sec. 7. Sections 3, 4, and 6 of this Act are retroactive to July 1, 1993.
- 8 \* Sec. 8. Section 5 of this Act is retroactive to July 17, 1993.
- 9 \* Sec. 9. Sections 3 - 8 of this Act take effect immediately under AS 01.10.070(c).
- 10 \* Sec. 10. Sections 1 and 2 of this Act take effect July 1, 1994.

AMENDMENT  
BY LARSON

TO CS for HB361(Fin)  
8-LS1486\O  
Utermohle  
3/4/94

Page 1, Line 10 - delete "\$695,642,240" insert "\$694,927,392"

Page 2, Line 4 - delete "\$634,434,840" insert "\$635,149,688"

Page 2, Line 19 - delete "30,923,300" insert "31,638,148"

-----

Page 3, Line 15 - delete "\$104,060,100" insert "\$103,345,264"

Page 3, Line 18 - delete "\$104,060,100" insert "\$103,345,264"

*Description: This amendment changes the amounts appropriated in FY95 to reflect the latest numbers by the Department of Education for the Pupil Transportation and Debt Service functions. The first part of the amendment increases Pupil Transportation by \$714,848, and the second part decreases Debt Service by \$714,836.*

ALASKA DEPARTMENT OF EDUCATION  
PROJECTED FY95 STATE PROGRAM ALLOCATIONS

3/16/94 FILE: FY95PR#2.XLS

	Total Foundation	Cigarette Tax Distribution	Tuition	Boarding Home	Youth in Detention	Handicap. Schools	Pupil Trans.	Community Schools	Debt Retirement	PROJECTED FY95 TOTALS
LOWER YUKON	12,790,651	0	0	0	0	0	13,771	12,156	0	12,816,578
MAT-SU	55,418,385	268,228	36,913	0	0	0	5,062,155	53,011	18,284,711	79,123,403
NENANA	1,616,090	10,278	0	0	0	0	101,053	2,010	0	1,729,431
NOME	4,943,691	22,463	7,544	0	0	0	198,702	4,829	594,992	5,772,221
NORTH SLOPE	9,699,634	43,543	0	0	0	0	284,695	9,473	5,471,457	15,508,802
NORTHWEST ARCTIC	15,815,997	47,734	0	9,418	0	0	0	15,320	0	15,888,469
PELICAN	545,281	7,041	0	0	0	0	1,093	2,010	0	555,425
PETERSBURG	3,089,379	22,448	1,818	0	0	0	114,787	3,048	722,320	3,953,800
PRIBILOF	1,612,258	0	0	76,141	0	0	0	2,010	0	1,690,409
SITKA	6,448,219	49,333	30,179	0	0	0	370,971	7,247	2,019,694	8,925,643
SKAGWAY	818,116	9,308	0	0	0	0	3,594	2,010	0	833,028
SOUTHEAST	4,329,979	0	0	0	0	0	127,435	4,590	0	4,462,004
SOUTHWEST	5,900,340	0	0	69,037	0	0	94,057	5,646	0	6,069,080
ST. MARY'S	1,232,068	8,084	0	0	0	0	0	2,010	0	1,242,162
TANANA	1,117,902	8,336	9,368	0	0	0	20,667	2,010	0	1,158,283
UNALASKA	1,955,651	14,295	0	0	0	0	122,909	2,010	1,150,687	3,245,552
VALDEZ	3,307,447	26,746	0	0	0	0	308,140	3,312	2,708,456	6,354,101
WRANGELL	2,533,824	18,518	14,961	0	0	0	115,694	2,569	934,113	3,619,679
YAKUTAT	1,220,516	9,470	0	0	0	0	57,050	2,010	0	1,289,046
YUKON FLATS	5,091,554	0	0	62,818	0	0	33,794	5,236	0	5,193,402
YUKON/KOYUKUK	6,799,989	0	0	76,704	0	0	59,373	6,762	0	6,942,828
YUPIIT	3,890,568	0	0	0	0	0	0	3,911	0	3,894,479
STATE CCS	3,599,824	0	0	0	0	0	0	0	0	3,599,824
Mt. EDGE CUMBE	1,693,054	0	0	0	0	0	0	0	0	1,693,054
OTHER	5,386,260	0	152,536	0	0	2,411,100	500,000	0	0	8,449,896
	∑		∑			∑	∑			
TOTALS	\$629,938,009	\$2,668,100	\$1,887,600	\$355,000	\$800,000	\$3,277,500	\$31,638,148	\$600,000	\$104,060,094	\$775,224,451

∑1 OTHER INCLUDES CONTRACTUAL OBLIGATIONS AND OTHER ADJUSTMENTS.

∑2 OTHER INCLUDES CONTRACTS FOR HYDER STUDENTS ATTENDING SCHOOL IN CANADA.

∑3 OTHER INCLUDES ALLOCATIONS TO (SESA) AND (AYD).

∑4 OTHER INCLUDES GROWTH FACTOR FOR ADDITIONAL BUSES DUE TO ENROLLMENT INCREASES AND POPULATION SHIFTS.

# Constitution Budget Reserve Appropriations

CS for House Bill No. 361()

8-LS1486\O Utermohle 3/4/94

Sec. 1	634,434.8	FY95 Foundation/Pupil Transport/Single Sites
Sec. 2	104,060.1	FY95 Debt Service
	<u>738,494.9</u>	FY95 Total
Sec. 3	715,578.3	FY94 Foundation/Pupil Transport/Single Sites/Debt Service
Sec. 4	1,066.3	FY94 Remaining Single Sites
Sec. 5	192,408.9	FY94 School Construction Grants/U. of A. maintenance
	<u>909,053.5</u>	FY94 Total
	 1,647,548.4	 Total Budget Reserve Appropriations

ALASKA DEPARTMENT OF EDUCATION  
PROJECTED FY95 STATE PROGRAM ALLOCATIONS

3/16/94 FILE: FY95PR#2.XLS

	Total Foundation	Cigarette Tax Distribution	Tuition	Boarding Home	Youth in Detention	Handicap. Sch'ols	Pupil Trans.	Community Schools	Debt Retirement	PROJECTED FY95 TOTALS
LOWER YUKON	12,790,651	0	0	0	0	0	13,771	12,156	0	12,816,578
MAT-SU	55,418,385	268,228	36,913	0	0	0	5,062,155	53,011	18,284,711	79,123,403
NENANA	1,616,090	10,278	0	0	0	0	101,053	2,010	0	1,729,431
NOME	4,943,691	22,463	7,544	0	0	0	198,702	4,829	594,992	5,772,221
NORTH SLOPE	9,699,634	43,543	0	0	0	0	284,695	9,473	5,471,457	15,508,802
NORTHWEST ARCTIC	15,815,997	47,734	0	9,418	0	0	0	15,320	0	15,888,469
PELICAN	545,281	7,041	0	0	0	0	1,093	2,010	0	555,425
PETERSBURG	3,089,379	22,448	1,818	0	0	0	114,787	3,048	722,320	3,953,800
PRIBILOF	1,612,258	0	0	76,141	0	0	0	2,010	0	1,690,409
SITKA	6,448,219	49,333	30,179	0	0	0	370,971	7,247	2,019,694	8,925,643
SKAGWAY	818,116	9,308	0	0	0	0	3,594	2,010	0	833,028
SOUTHEAST	4,329,979	0	0	0	0	0	127,435	4,590	0	4,462,004
SOUTHWEST	5,900,340	0	0	69,037	0	0	94,057	5,646	0	6,069,080
ST. MARY'S	1,232,068	8,084	0	0	0	0	0	2,010	0	1,242,162
TANANA	1,117,902	8,336	9,368	0	0	0	20,667	2,010	0	1,158,283
UNALASKA	1,955,651	14,295	0	0	0	0	122,909	2,010	1,150,687	3,245,552
VALDEZ	3,307,447	26,746	0	0	0	0	308,140	3,312	2,708,456	6,354,101
WRANGELL	2,533,824	18,518	14,961	0	0	0	115,694	2,569	934,113	3,619,679
YAKUTAT	1,220,516	9,470	0	0	0	0	57,050	2,010	0	1,289,046
YUKON FLATS	5,091,554	0	0	62,818	0	0	33,794	5,236	0	5,193,402
YUKON/KOYUKUK	6,799,989	0	0	76,704	0	0	59,373	6,762	0	6,942,828
YUPIIT	3,890,568	0	0	0	0	0	0	3,911	0	3,894,479
STATE CCS	3,599,824	0	0	0	0	0	0	0	0	3,599,824
Mt. EDGE CUMBE	1,693,054	0	0	0	0	0	0	0	0	1,693,054
OTHER	5,386,260	0	152,536	0	0	2,411,100	500,000	0	0	8,449,896
	1		2			3	4			
TOTALS	\$629,938,009	\$2,668,100	\$1,887,600	\$355,000	\$800,000	\$3,277,500	\$31,638,148	\$600,000	\$104,060,094	\$775,274,451

1 OTHER INCLUDES CONTRACTUAL OBLIGATIONS AND OTHER ADJUSTMENTS.

2 OTHER INCLUDES CONTRACTS FOR HYDER STUDENTS ATTENDING SCHOOL IN CANADA.

3 OTHER INCLUDES ALLOCATIONS TO (SESA) AND (AYI).

4 OTHER INCLUDES GROWTH FACTOR FOR ADDITIONAL BUSES DUE TO ENROLLMENT INCREASES AND POPULATION SHIFTS.

ALASKA DEPARTMENT OF EDUCATION  
PROJECTED FY95 STATE PROGRAM ALLOCATIONS

3/16/94 FILE: FY95PR#2.XLS

	Total Foundation	Cigarette Tax Distribution	Tuition	Boarding Home	Youth in Detention	Handicap. Schools	Pupil Trans.	Community Schools	Debt Retirement	PROJECTED FY95 TOTALS
ADAK	\$510,626	\$0	\$0	\$0	\$0	\$0	\$102,959	\$2,010	\$0	\$615,595
ALASKA GATEWAY	4,863,553	0	0	0	0	0	428,871	4,994	0	5,297,418
ALEUTIAN REGION	545,640	0	0	0	0	0	0	2,010	0	547,650
ALEUTIANS EAST	3,574,051	14,535	0	0	0	0	53,804	3,481	38,980	3,684,851
ANCHORAGE	195,435,608	1,061,819	850,251	0	404,677	866,400	9,256,641	178,521	39,474,517	247,528,434
ANNETTE ISLANDS	1,300,700	0	0	0	0	0	9,962	2,010	0	1,312,672
BERING STRAIT	14,668,921	0	0	0	0	0	35,822	14,508	0	14,719,251
BRISTOL BAY	1,553,959	12,282	0	0	0	0	189,215	2,010	495,967	2,253,433
CHATHAM	2,249,763	0	0	0	0	0	12,078	2,398	0	2,264,239
CHUGACH	1,688,419	0	0	0	0	0	0	2,010	0	1,690,429
COPPER RIVER	5,028,217	0	0	0	0	0	564,640	5,105	0	5,597,962
CORDOVA	2,534,093	17,823	11,903	0	0	0	45,463	2,606	0	2,611,888
CRAIG	2,147,846	14,489	5,703	0	0	0	11,085	2,142	0	2,181,265
DELTA/GREELY	5,189,529	0	0	0	0	0	832,306	5,459	0	6,027,294
DENALI	2,966,808	14,678	0	0	0	0	268,171	3,029	0	3,252,686
DILLINGHAM	3,220,397	17,230	0	0	0	0	237,136	3,115	0	3,477,878
FAIRBANKS	72,204,778	362,401	254,673	0	174,447	0	5,121,228	63,170	13,444,973	91,625,670
GALENA	1,411,033	9,079	1,391	0	0	0	40,017	2,010	28,148	1,491,678
HAINES	2,142,574	15,462	0	0	0	0	151,282	2,092	235,367	2,546,777
HOONAH	1,982,886	12,176	0	0	0	0	36,547	2,010	0	2,033,619
HYDABURG	1,013,495	0	0	0	0	0	5,863	2,010	0	1,029,894
IDITAROD	4,850,105	0	0	31,179	0	0	48,717	4,740	0	4,934,741
JUNEAU	22,544,357	130,779	151,065	4,997	83,363	0	1,316,550	22,836	3,131,864	27,385,811
KAKE	1,236,214	10,054	0	0	0	0	26,851	2,010	0	1,275,129
KASHUNAMIUT	1,907,507	0	0	0	0	0	2,870	2,010	0	1,912,387
KENAI	44,983,040	233,748	266,669	10,795	0	0	3,346,545	43,095	9,782,732	58,666,625
KETCHIKAN	9,719,005	69,272	49,719	3,714	0	0	756,562	9,688	1,694,634	12,302,594
KLAWOCK	1,460,291	10,857	0	0	0	0	8,203	2,010	0	1,481,361
KODIAK	14,263,810	69,560	42,907	10,197	0	0	610,639	12,726	2,807,238	17,817,077
KUSPUK	5,046,138	0	0	0	0	0	184,406	4,958	0	5,235,502
LAKE AND PENINSULA	6,710,311	17,505	0	0	0	0	70,075	6,713	1,039,244	7,843,848
LOWER KUSKOKWIM	30,127,658	0	0	0	137,513	0	273,700	29,323	0	30,568,194

# Constitution Budget Reserve Appropriations

CS for House Bill No. 361()

8-LS1486\O Utermohle 3/4/94

Sec. 1	634,434.8	FY95 Foundation/Pupil Transport/Single Sites
Sec. 2	104,060.1	FY95 Debt Service
	<hr/>	
	738,494.9	FY95 Total
Sec. 3	715,578.3	FY94 Foundation/Pupil Transport/Single Sites/Debt Service
Sec. 4	1,066.3	FY94 Remaining Single Sites
Sec. 5	192,408.9	FY94 School Construction Grants/U. of A. maintenance
	<hr/>	
	909,053.5	FY94 Total
	1,647,548.4	Total Budget Reserve Appropriations

Held -

A M E N D M E N T

OFFERED IN THE HOUSE

BY REPRESENTATIVE NAVARRE

TO: CSHB 361( ), Version "O"

Page 1, line 1, through page 5, line 10:

Delete all material and insert:

""An Act making an appropriation to the Department of Education for support of kindergarten, primary, and secondary education and community schools programs and for school construction debt retirement; and providing for an effective date."

BE IT ENACTED BY THE LEGISLATURE OF THE STATE OF ALASKA:

\* Section 1. (a) The sum of \$695,642,240 is appropriated from the general fund and from other funds in the amounts listed to the Department of Education for the purposes expressed and allocated in the amounts listed for operating expenditures for the fiscal year ending June 30, 1995:

FUND SOURCE	AMOUNT
General fund	\$634,434,840
General fund/mental health trust income account (AS 37.14.011)	7,916,600
Public school trust fund (AS 37.14.110)	6,816,600
School fund (AS 43.50.140)	2,668,100
P.L. 81-874	21,806,100
Federal receipts other than P.L. 81-874	22,000,000
PURPOSE	ALLOCATION AMOUNT
Foundation program	\$629,938,000
Child nutrition/student lunch program	22,000,000
Cigarette tax distribution	2,668,100
Tuition students	1,887,600

Boarding home grants	355,000
Youth in detention	800,000
Pupil transportation	30,923,300
Schools for the handicapped	3,277,500
Community schools	600,000
Additional district support	3,192,740

(b) The amount allocated under (a) of this section for additional district support is further allocated to the following school districts in the amounts listed:

SCHOOL DISTRICT	ALLOCATION AMOUNT
Annette Island School District	\$166,530
Cordova School District	217,160
Craig City School District	151,890
Dillingham City School District	250,100
Galena City School District	156,160
Hoonah City School District	126,270
Hydaburg City School District	102,480
Kake City School District	136,640
Kashunamiut School District	206,180
Klawock City School District	158,600
Nenana City School District	164,090
Nome City School District	264,740
Pelican City School District	56,730
Petersburg City School District	199,470
St. Mary's School District	119,560
Skagway City School District	115,290
Tanana City School District	122,000
Unalaska City School District	200,690
Wrangell City School District	151,890
Yakutat City School District	126,270

\* Sec. 2. (a) The sum of \$104,060,100 is appropriated from the general fund to the Alaska debt retirement fund (AS 37.15.011).

(b) The sum of \$104,060,100 is appropriated from the Alaska debt retirement fund

(AS 37.15.011) to the Department of Education for state aid for costs of school construction under AS 14.11.100.

\* Sec. 3. This Act takes effect July 1, 1994."



# NEA-ALASKA

*Affiliated with the National Education Association*

## TESTIMONY SCHOOL FUNDING NEA-ALASKA MARCH 16, 1994

Alaska's public schools continue to struggle against the affects of inflation and increases in student enrollment.

NEA-Alaska supports at least a 5% increase in the Instructional Unit to offset inflation. We understand that declining oil prices has resulted in a decline in state revenue. It is time for Alaska to identify new sources of revenue in order to stabilize government. The services government provides its people are essential to the maintenance of health, safety and the overall quality of life in our state.

NEA-Alaska opposes HB 361 because it reduces funding to the public schools at a time when schools are educating children for the challenges of this decade and a new century.

Education must be established as a priority for funding at this time. By insuring that the Instructional Unit is funded at least to the level of the previous year, schools can delay more cuts in the instructional program. By funding the increase in student enrollment, schools can attempt to keep up with growth. But, it must be understood that schools will still lose to inflation even if cuts to the current program are avoided.

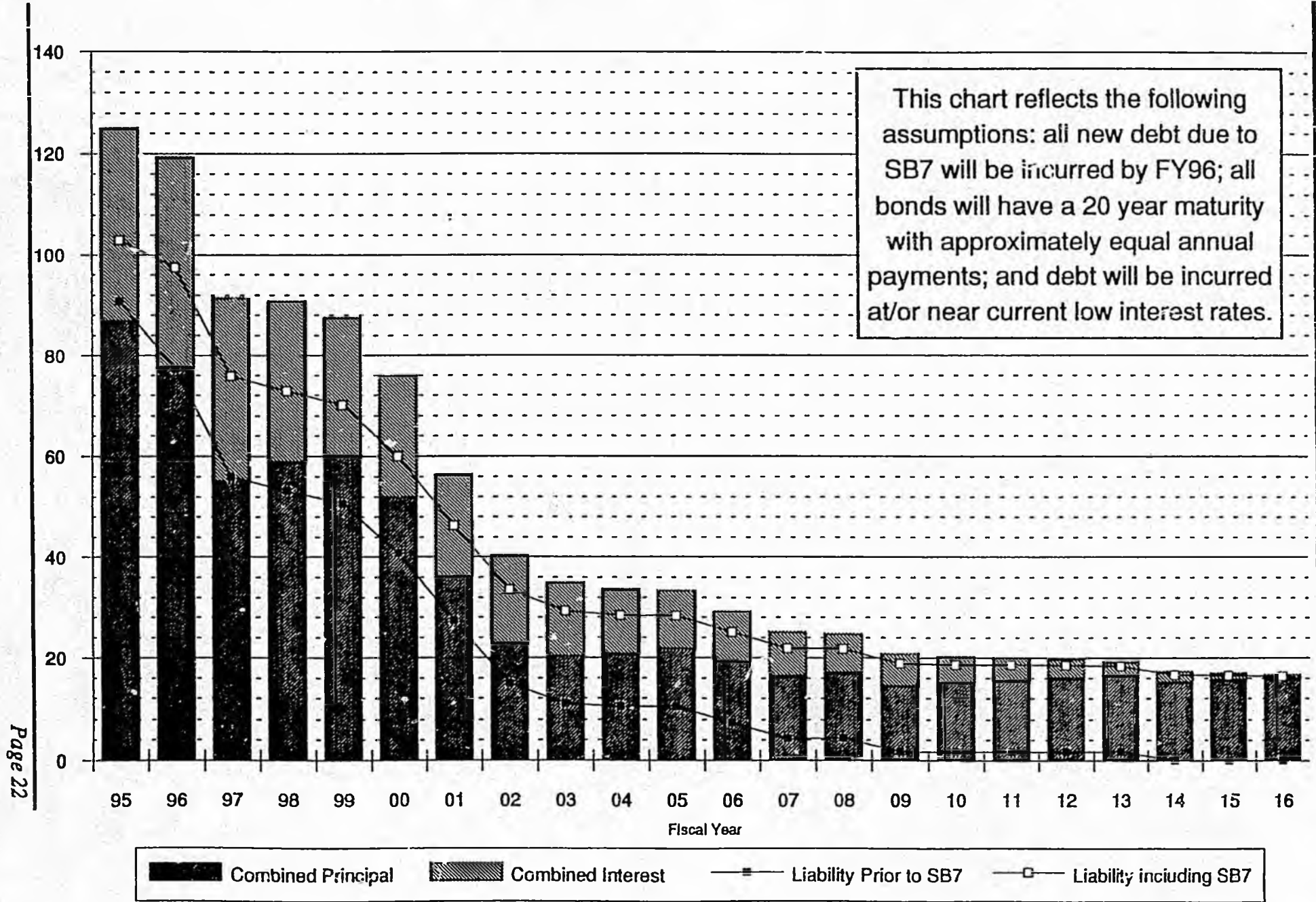
In 1982-83 Alaska ranked second in the nation in pupil/teacher ratio. Ten years later the state fell to 34th in the rankings as more and more children entered the classrooms of Alaska.

NEA-Alaska understands that a funding crises exists throughout state government. We also believe that our people offer the best hope for overcoming this crisis. By educating a work force for the new decade, Alaska will be able to compete for the kinds of jobs that will bring stability to our economy.

Schools deserve priority because the dollars we invest in the children of Alaska will return untold benefits to the state. We can brighten our state's future by investing today in the active, bright and beautiful minds of our young people

## SCHOOL BOND DEBT - ESTIMATED PROJECTIONS

This chart reflects the following assumptions: all new debt due to SB7 will be incurred by FY96; all bonds will have a 20 year maturity with approximately equal annual payments; and debt will be incurred at/or near current low interest rates.



PROJECTED FY95 STATE PROGRAM ALLOCATIONS  
 ALL PROGRAMS ARE BASED UPON THE GOVERNOR'S BUDGET.

Page 25

Department of Education

	Total Foundation	Cigarette Tax Distribution	Tuition	Boarding Home	Youth in Detention	Handicap. Schools	Pupil Trans.	Community Schools	Debt Retirement	PROJECTED FY95 TOTALS
ADAK	\$457,899	\$0	\$0	\$0	\$0	\$0	\$92,971	\$2,010	\$0	\$552,880
ALASKA GATEWAY	4,763,663	0	0	0	0	0	387,974	4,994	0	5,156,631
ALEUTIAN REGION	534,110	0	0	0	0	0	0	2,010	0	536,120
ALEUTIANS EAST	3,495,870	14,535	0	0	0	0	48,584	3,481	38,980	3,601,450
ANCHORAGE	190,992,287	1,061,819	850,251	0	404,677	866,400	7,938,049	178,521	39,474,517	241,766,521
ANNETTE ISLANDS	1,253,320	0	0	0	0	0	8,996	2,010	0	1,264,326
BERING STRAIT	14,315,505	0	0	0	0	0	32,347	14,508	0	14,362,360
BRISTOL BAY	1,507,632	12,282	0	0	0	0	146,368	2,010	495,967	2,164,259
CHATHAM	2,192,811	0	0	0	0	0	10,906	2,398	0	2,206,115
CHUGACH	1,653,897	0	0	0	0	0	0	2,010	0	1,655,907
COPPER RIVER	4,932,014	0	0	0	0	0	486,293	5,105	0	5,423,412
CORDOVA	2,473,087	17,823	11,903	0	0	0	42,489	2,606	0	2,547,908
CRAIG	2,102,893	14,489	5,703	0	0	0	10,010	2,142	0	2,135,237
DELTA/GREELY	5,071,869	0	0	0	0	0	659,610	5,459	0	5,736,938
DENALI	2,905,047	14,678	0	0	0	0	242,037	3,029	0	3,164,791
DILLINGHAM	3,145,033	17,230	0	0	0	0	224,376	3,115	0	3,389,754
FAIRBANKS	70,691,981	362,401	254,673	0	174,447	0	4,549,310	63,170	13,444,973	89,540,955
GALENA	1,380,942	9,079	1,391	0	0	0	36,135	2,010	28,148	1,457,705
HAINES	2,092,324	15,462	0	0	0	0	127,416	2,092	235,367	2,473,161
HOONAH	1,943,074	12,176	0	0	0	0	29,626	2,010	0	1,986,886
HYDABURG	993,801	8,526	0	0	0	0	5,294	2,010	0	1,009,631
IDITAROD	4,745,944	0	0	31,179	0	0	43,991	4,740	0	4,825,854
JUNEAU	22,002,795	130,779	151,065	4,997	83,363	0	1,161,171	2,836	3,131,864	26,688,870
KAKE	1,209,661	10,054	0	0	0	0	18,005	2,010	0	1,239,730
KASHUNAMIUT	1,865,566	0	0	0	0	0	2,591	2,010	0	1,870,167
KENAI	43,884,298	233,748	266,669	10,795	0	0	2,959,611	43,096	9,782,732	57,180,94
KETCHIKAN	9,464,804	69,272	49,719	3,714	0	0	683,165	9,688	1,694,634	11,974,996
KLAWOCK	1,428,941	10,857	0	0	0	0	7,667	2,010	0	1,449,475
KODIAK	13,938,641	69,560	42,907	10,197	0	0	514,215	12,726	2,807,238	17,395,484
KUSPUK	4,938,863	0	0	0	0	0	104,633	4,958	0	5,048,454
LAKE AND PENINSULA	6,573,827	17,505	0	0	0	0	52,306	6,713	1,039,244	7,689,595
LOWER KUSKOKWIM	29,458,211	0	0	0	137,513	0	247,866	29,323	0	29,872,913

PROJECTED FY95 STATE PROGRAM ALLOCATIONS  
 ALL PROGRAMS ARE BASED UPON THE GOVERNOR'S BUDGET.

	Total Foundation	Cigarette Tax Distribution	Tuition	Boarding Home	Youth in Detention	Handicap. Schools	Pupil Trans.	Community Schools	Debt Retirement	PROJECTED FY95 TOTALS
LOWER YUKON	12,476,509	0	0	0	0	0	12,435	12,156	0	12,501,100
MAT-SU	54,224,986	268,228	36,913	0	0	0	4,823,283	53,011	18,284,711	77,691,132
NENANA	1,584,603	10,278	0	0	0	0	91,249	2,010	0	1,688,140
NOME	4,841,248	22,463	7,544	0	0	0	179,425	4,829	594,992	5,650,501
NORTH SLOPE	9,410,086	43,543	0	0	0	0	257,076	9,473	5,471,457	15,191,635
NORTHWEST ARCTIC	15,466,451	47,734	0	9,418	0	0	0	15,320	0	15,538,923
PELICAN	533,991	7,041	0	0	0	0	1,022	2,010	0	544,064
PETERSBURG	3,016,797	22,448	1,818	0	0	0	99,188	3,048	722,320	3,865,619
PRIBILOF	1,573,580	0	0	76,141	0	0	0	2,010	0	1,651,731
SITKA	6,284,507	49,333	30,179	0	0	0	334,981	7,247	2,019,694	8,725,941
SKAGWAY	796,029	9,308	0	0	0	0	3,245	2,010	0	810,592
SOUTHEAST	4,238,287	0	0	0	0	0	135,095	4,590	0	4,377,972
SOUTHWEST	5,765,264	0	0	69,037	0	0	84,932	5,646	0	5,924,879
ST. MARY'S	1,207,405	8,084	0	0	0	0	0	2,010	0	1,217,499
TANANA	1,094,338	8,336	9,368	0	0	0	13,686	2,010	0	1,127,738
UNALASKA	1,901,183	14,295	0	0	0	0	110,985	2,010	1,150,687	3,179,160
VALDEZ	3,211,153	26,746	0	0	0	0	278,244	3,312	2,708,456	6,227,911
WRANGELL	2,476,253	18,518	14,961	0	0	0	60,670	2,569	934,113	3,507,084
YAKUTAT	1,195,486	9,470	0	0	0	0	51,515	2,010	0	1,258,481
YUKON FLATS	4,981,703	0	0	62,818	0	0	30,516	5,236	0	5,080,273
YUKON/KOYUKUK	6,649,754	0	0	76,704	0	0	45,018	6,762	0	6,778,238
YUPIIT	3,797,995	0	0	0	0	0	0	3,911	0	3,801,906
STATE CCS	3,532,253	0	0	0	0	0	0	0	0	3,532,253
Mt. EDGE CUMBE	1,662,837	0	0	0	0	0	0	0	0	1,662,837
OTHER	5,389,292	0	152,536	0	0	2,411,100	436,723	0	0	8,389,651
	∑		∑			∑	∑			
TOTALS	\$615,723,100	\$2,668,100	\$1,887,600	\$355,000	\$800,000	\$3,277,500	\$27,923,300	\$600,000	\$104,060,094	\$757,294,694

∑1 OTHER INCLUDES CONTRACTUAL OBLIGATIONS AND OTHER ADJUSTMENTS.

∑2 OTHER INCLUDES CONTRACTS FOR HYDER STUDENTS ATTENDING SCHOOL IN CANADA.

∑3 OTHER INCLUDES ALLOCATIONS TO (SESA) AND (AYI).

∑4 OTHER INCLUDES GROWTH FACTOR FOR ADDITIONAL BUSES DUE TO ENROLLMENT INCREASES AND POPULATION SHIFTS.

## PROJECTED FY95 FOUNDATION PROGRAM

The Department of Education has not verified the unit computations submitted by the local school districts.

Unit Value >>>>	Projected Entitlements \$61,000	Estimated Proration \$59,855	Proration less Entitlements
ADAK	\$510,626	\$457,899	(\$52,727)
ALASKA GATEWAY	4,863,553	4,763,663	(99,890)
ALUTIAN REGION	545,640	534,110	(11,530)
ALEUTIANS EAST	3,574,051	3,495,870	(78,181)
ANCHORAGE	195,435,608	190,992,287	(4,443,321)
ANNETTE ISLANDS	1,300,700	1,253,320	(47,380)
BERING STRAIT	14,668,921	14,315,505	(353,416)
BRISTOL BAY	1,553,959	1,507,632	(46,327)
CHATHAM	2,249,763	2,192,811	(56,952)
CHUGACH	1,688,419	1,653,897	(34,522)
COPPER RIVER	5,028,217	4,932,014	(96,203)
CORDOVA	2,534,093	2,473,087	(61,006)
CRAIG	2,147,846	2,102,893	(44,953)
DELTA/GREELY	5,189,529	5,071,869	(117,660)
DENALI	2,966,808	2,905,047	(61,761)
DILLINGHAM	3,220,397	3,145,033	(75,364)
FAIRBANKS	72,204,778	70,691,981	(1,512,797)
GALENA	1,411,033	1,380,942	(30,091)
HAINES	2,142,574	2,092,824	(49,750)
HOONAH	1,982,886	1,943,074	(39,812)
HYDABURG	1,013,495	993,801	(19,694)
IDITAROD	4,850,105	4,745,944	(104,161)
JUNEAU	22,544,357	22,002,795	(541,562)
KAKE	1,236,214	1,209,661	(26,553)
KASHUNAMIUT	1,907,507	1,865,566	(41,941)
KENAI	44,983,040	43,884,298	(1,098,742)
KETCHIKAN	9,719,005	9,464,804	(254,201)
KLA WOCK	1,460,291	1,428,941	(31,350)
KODIAK	14,263,810	13,938,641	(325,169)
KUSPUK	5,046,138	4,938,863	(107,275)
LAKE AND PENN.	6,710,311	6,573,827	(136,484)
LOWER KUSKOKWIM	30,127,658	29,458,211	(669,447)
LOWER YUKON	12,790,651	12,476,509	(314,142)
MATSU	55,418,385	54,224,986	(1,193,399)
NENANA	1,616,090	1,584,603	(31,487)
NOME	4,943,691	4,841,248	(102,443)
NORTH SLOPE	9,699,634	9,410,086	(289,548)

## PUPIL TRANSPORTATION

1/12/94

DISTRICT	FY95 ESTIMATED ENTITLEMENT	FY95 90.3% ENTITLEMENT	FY95 DIFFERENCE
ADAK	\$102,959	\$92,971	(\$9,989)
ALASKA GATEWAY	429,656	387,974	(41,683)
ALEUTIAN REGION	0	0	0
ALEUTIANS EAST	53,804	48,584	(5,220)
ANCHORAGE	8,790,891	7,938,049	(852,841)
ANNETTE ISLAND	9,962	8,996	(966)
BERING STRAITS	35,822	32,347	(3,475)
BRISTOL BAY	162,093	146,368	(15,725)
CHATHAM	12,078	10,906	(1,172)
CHUGACH	0	0	0
COPPER RIVER	538,539	486,293	(52,246)
CORIOVA	47,054	42,489	(4,565)
CRAIG	11,085	10,010	(1,075)
DELTA/GREELY	730,477	659,610	(70,867)
DENALI	268,041	242,037	(26,004)
DILLINGHAM	248,482	224,376	(24,106)
FAIRBANKS	5,038,075	4,549,310	(488,765)
GALENA	40,018	36,135	(3,882)
HAINES	141,105	127,416	(13,689)
HOONAH	32,809	29,626	(3,183)
HYDABURG	5,863	5,294	(569)
IDITAROD	48,717	43,991	(4,726)
JUNEAU	1,285,924	1,161,171	(124,753)
KAKE	19,939	18,005	(1,934)
KASHUNAMIUT	2,870	2,591	(278)
KENAI PENINSULA	3,277,583	2,959,611	(317,972)
KETCHIKAN	756,562	683,165	(73,397)
KLA WOCK	8,490	7,667	(824)
KODIAK	569,461	514,215	(55,246)
KUSPUK	115,874	104,633	(11,241)
LAKE & PENINSULA	57,926	52,306	(5,620)
LOWER KUSKOKWIM	274,496	247,866	(26,630)
LOWER YUKON	13,771	12,435	(1,336)
MAT-SU	5,341,483	4,823,283	(518,200)
NENANA	101,053	91,249	(9,804)
NOME	198,702	179,425	(19,277)
NORTH SLOPE	284,695	257,076	(27,619)

**PROJECTED FY95 FOUNDATION PROGRAM**

The Department of Education has not verified the unit computations submitted by the local school districts.

Unit Value >>>>	Projected Entitlements \$61,000	Estimated Proration \$59,855	Proration less Entitlements
NORTHWEST ARCTIC	15,815,997	15,466,451	(349,546)
PELICAN	545,281	533,991	(11,290)
PETERSBURG	3,089,379	3,016,797	(72,582)
PRIBILOF	1,612,258	1,573,580	(38,678)
SITKA	6,448,219	6,284,507	(163,712)
SKAGWAY	818,116	796,029	(22,087)
SOUTHEAST	4,329,979	4,238,287	(91,692)
SOUTHWEST	5,900,340	5,765,264	(135,076)
ST. MARY'S	1,232,068	1,207,405	(24,663)
TANANA	1,117,902	1,094,338	(23,564)
UNALASKA	1,955,651	1,901,183	(54,468)
VALDEZ	3,307,447	3,211,153	(96,294)
WRANGELL	2,533,824	2,476,253	(57,571)
YAKUTAT	1,220,516	1,195,486	(25,030)
YUKON FLATS	5,091,554	4,981,703	(109,851)
YUKON/KOYUKUK	6,799,989	6,649,754	(150,235)
YUPIIT	3,890,568	3,797,995	(92,573)
STATE CCS	3,599,824	3,532,253	(67,571)
ML. EDGE CUMBE	1,693,054	1,662,837	(30,217)
<b>TOTALS</b>	<b>624,551,749</b>	<b>610,333,808</b>	<b>(14,217,941)</b>
CONTRACTUAL	3,886,260	3,886,260	0
EST. PRIOR YEAR ADJUSTMENTS	1,500,000	1,503,032	3,032
EST. FY95 FOUNDATION	\$629,938,009	\$615,723,100	(\$14,214,909)

**PUPIL TRANSPORTATION**

1/12/94

DISTRICT	FY95 ESTIMATED ENTITLEMENT	FY95 90.3% ENTITLEMENT	FY95 DIFFERENCE
NORTHWEST ARCTIC	0	0	0
PELICAN	1,132	1,022	(110)
PETERSBURG	109,845	99,188	(10,657)
PRIBILOF	0	0	0
SITKA	370,971	334,981	(35,989)
SKAGWAY	3,594	3,245	(349)
SOUTHEAST ISLAND	149,609	135,095	(14,514)
SOUTHWEST REGION	94,057	84,932	(9,125)
ST. MARY'S	0	0	0
TANANA	15,157	13,686	(1,470)
UNALASKA	122,909	110,985	(11,924)
VALDEZ	308,137	278,244	(29,894)
WRANGELL	67,188	60,670	(6,518)
YAKUTAT	57,050	51,515	(5,535)
YUKON FLATS	33,794	30,516	(3,279)
YUKON/KOYUKUK	49,855	45,018	(4,837)
YUPIIT	0	0	0
GRANTS	0	0	0
GROWTH FACTOR	483,644	436,724	(46,920)
<b>TOTALS</b>	<b>\$30,923,300</b>	<b>\$27,923,300</b>	<b>(\$3,000,000)</b>
APPROPRIATION:	\$30,923,300	\$27,923,300	
PRORATION:	100.0%	90.3%	

Growth Factor is for additional routes and/or buses due to enrollment increases and population shifts.

A REVIEW

# THE ALASKA SCHOOL FOUNDATION FUNDING PROGRAM

JANUARY 1994

THE FOUNDATION PROGRAM is based on the "instructional unit" method of funding.

TERMS AND CONCEPTS printed on page 2, when used with the two mathematical formulas below and the numerical data on page 4, provide for understanding the foundation law.

THE FORMULA USED TO CALCULATE BASIC NEED:

$$\text{BASIC NEED} = (\text{INSTRUCTIONAL UNITS}) \times (\text{AREA COST DIFFERENTIAL}) \times (\$61,000)$$

THE FORMULA USED TO CALCULATE STATE FOUNDATION AID:

$$\text{STATE FOUNDATION AID} = (\text{BASIC NEED}) - (\text{LOCAL EFFORT}) - (90\% \text{ ELIGIBLE PL 81-874})$$



## TERMS AND CONCEPTS:

**ADM (AVERAGE DAILY MEMBERSHIP)** - The average of the number of students enrolled in a school district or specific school program (vocational education, bilingual education, special education) over a specified fall or spring student count period. The more students a district has in Average Daily Membership, the more instructional units the district generates increasing the funding it receives through the foundation program.

**AREA COST DIFFERENTIAL** - A factor multiplied by a school district's instructional units to adjust for costs associated with geographic conditions, sparsity and location of various school districts. Factors vary between 1.0 and 1.46, depending usually on remoteness of the district.

**BASIC NEED** - An amount of money determined by multiplying the area cost differential by the number of a school district's allowable instructional units times the instructional unit value, set by the legislature. The foundation program sets the instructional unit value at \$61,000. (See page 4, column A)

**INSTRUCTIONAL UNIT** - A number represented by a group of students identified by grade level and the student profile dependent on whether the students are enrolled in vocational, special or bilingual education programs.

**INSTRUCTIONAL UNIT VALUE** - The amount under the foundation formula is \$61,000 per instructional unit and is established by law.

**PL 81-874** - Federal Law PL 81-874, impact aid to education, provides federal funds to school districts for children of parents living and/or working on federal property as an "in lieu of local tax revenue." Under the foundation program 90 percent of each school district's eligible PL 81-874 receipts is subtracted from the district's basic need. (See page 4, column E)

**REQUIRED LOCAL EFFORT** - Under the law, city and borough school districts are required to contribute the lesser amount of:

- (1) the equivalent amount generated by a four mill tax levy based on the full and true value of the taxable real and personal property in the school district in the second preceding year (two years prior); or
- (2) 35 percent of a school district's basic need for the preceding school year.

In addition to the required local effort school districts are allowed to contribute the greater of an equivalent of 2.0 mills or \$14,030 per adjusted unit to hold disparities in funding per instructional unit among school districts to no more than 25 percent. The amount of local effort, either in the 4 mill equivalent or 35 percent basic need, is subtracted from a school district's basic need. Since Regional Education Attendance Areas do not have authority to collect taxes, there is no deduction for the local contribution portion of basic need in these districts. (See page 4, column B)

**STATE FOUNDATION AID** - The amount of state money school districts are entitled to receive under the Public School Foundation Program, after local and federal shares are deducted. (See page 4, column F)

## OTHER ISSUES:

**ALASKA'S PUBLIC SCHOOL FOUNDATION PROGRAM, AS 14.17** enables the state to meet fiscal equalization criteria outlined in the federal PL 81-874 law, commonly known as the "disparity test." Alaska must meet the guidelines in order to utilize approximately \$44 million in PL 81-874 funds within the state foundation plan as general revenues.

**PL 81-874 DISPARITY TEST** - The federal PL 81-874 disparity test measures the disparity in local school district revenues. The test takes into consideration designated state and local revenues. Under guidelines of the disparity test, the range of revenues may not vary more than 25 percent between the school district that raises the lowest amount of revenue per instructional unit and the school district that raises the greatest amount. Since federal regulations allow states to eliminate five percent of the weighted instructional units at the top of the scale and five percent at the bottom, Alaska eliminates both of its oil rich school districts, Valdez and North Slope Borough, which contribute considerably more than 25 percent beyond the lowest amount. Since REAAs are not authorized to raise local taxes, five percent of the units at the bottom of the scale can be from any REAA. The disparity test uses \$61,000 per instructional unit as the base.

**CENTRALIZED CORRESPONDENCE SCHOOL** - The law provides a formula for computing funds for the state Centralized Correspondence School. Instructional units are computed under the same formula used by elementary schools with more than 200 students and multiplied by 0.65.

**DECLINING ENROLLMENT** - The law contains language that protects districts from losing more than 10 percent of the prior year's K-12 instructional units by phasing in the reduction over four years.

**DISTRIBUTION PROCEDURES** - The Department of Education will make payment of foundation aid through monthly payments to school districts. The payments for the first nine months of each fiscal year will be based on actual instructional units for the prior school year. Payments for the last three months will be adjusted by current year instructional units. Any overpayments or underpayments made during the first nine months will be adjusted in the final three payments of the fiscal year. The first counting period will be during a 20-day period ending on the fourth Friday in each October. An optional 20-day count period ending the second Friday of February may be used to calculate foundation funding, if the February counting period yields more instructional units.

**FUND BALANCE LIMITATION** - The law prohibits districts from accumulating an unreserved fund balance of more than 10 percent of their operating expenditures and other uses for the year. The Department of Education must deduct the amount exceeding 10 percent from a school district's succeeding year's foundation entitlement.

**FULL AND TRUE VALUE** - The Department of Community and Regional Affairs will determine the full value of the taxable real and personal property in each city and borough school district for the purpose of calculating a school district's required local effort.

**GATHERING/REPORTING STUDENT DATA** - The statute requires districts to report to the Department of Education by October 15 of each school year an estimate of its student population for the next school year. The Department of Education will use the estimates to determine the amount of state foundation aid to seek from the Legislature for the following school year.

ALASKA DEPARTMENT OF EDUCATION  
PROJECTED FY95 FOUNDATION PROGRAM ENTITLEMENTS

12/28/93 File:FND95PJ.XLS

The Department of Education has not verified the unit computations submitted by the local school districts.

	BASIC NEED \$61,000	REQUIRED LOCAL	ELIGIBLE PL81-874	PL81-874 PERCENT	DEDUCTIBLE PL81-874 @ 90%	PROJ FY95 FOUNDATION STATE AID	100% PL-874 FLOW THRU	FOUND. PL-874 TOTAL
ADAK	\$2,809,050	\$0	\$2,553,804	100.00%	\$2,298,424	\$510,626		\$510,626
ALASKA GATEWAY	5,321,640	0	508,985	100.00%	458,087	4,863,553		4,863,553
ALEUTIAN REGION	614,270	0	76,256	100.00%	68,630	545,640		545,640
ALEUTIANS EAST	4,165,080	354,556	681,577	38.55%	236,473	3,574,051		3,574,051
ANCHORAGE	236,718,430	46,286,976	11,121,400	66.33%	6,639,142	183,792,312	11,543,296	195,435,608
ANNETTE ISLANDS	2,524,180	0	1,359,422	100.00%	1,223,480	1,300,700		1,300,700
BERING STPAIT	18,828,260	0	4,621,488	100.00%	4,159,339	14,668,921		14,668,921
BRISTOL BAY	2,468,060	725,389	321,793	65.16%	188,712	1,553,959		1,553,959
CHATHAM	3,034,140	0	971,530	100.00%	784,377	2,249,733		2,249,733
CHUGACH	1,839,150	0	167,479	100.00%	150,731	1,688,419		1,688,419
COPPER RIVER	5,125,220	0	107,781	100.00%	97,003	5,028,217		5,028,217
CORDOVA	3,250,080	699,530	25,457	71.83%	16,457	2,534,093		2,534,093
CRAIG	2,394,860	230,473	22,324	82.33%	16,541	2,147,846		2,147,846
DELTA/GREELY	6,268,360	0	1,198,701	100.00%	1,078,831	5,189,529		5,189,529
DENALI	3,290,340	290,290	36,935	100.00%	33,242	2,966,808		2,966,808
DILLINGHAM	4,015,020	508,666	448,202	70.89%	285,957	3,220,397		3,220,397
FAIRBANKS	80,594,420	13,508,127	8,819,301	53.50%	4,246,493	62,839,800	9,364,978	72,204,778
GALENA	1,603,080	77,535	421,031	30.22%	114,512	1,411,033		1,411,033
HAINES	2,650,450	497,022	25,394	47.49%	10,954	2,142,574		2,142,574
HOONAH	2,120,970	92,511	319,676	15.84%	45,573	1,982,886		1,982,886
HYDABURG	1,049,200	22,746	22,791	63.18%	12,959	1,013,495		1,013,495
IDITAROD	5,549,170	0	776,739	100.00%	699,065	4,850,105		4,850,105
JUNEAU	28,851,780	6,297,556	22,676	48.35%	9,867	22,544,357		22,544,357
KAKE	1,414,590	68,925	377,092	32.25%	109,451	1,236,214		1,236,214
KASHUNAMIUT	2,234,430	0	363,248	100.00%	326,923	1,907,507		1,907,507
KENAI	58,535,600	13,501,144	111,123	51.41%	51,416	44,983,040		44,983,040
KETCHIKAN	13,542,610	3,817,402	12,019	57.34%	6,203	9,719,005		9,719,005
KLAWOCK	1,670,180	59,233	367,336	45.57%	150,656	1,460,291		1,460,291
KODIAK	17,323,390	3,374,472	1,446,596	91.59%	1,192,444	12,756,474	1,507,336	14,263,810
KUSPUK	5,715,090	0	743,280	100.00%	668,952	5,046,138		5,046,138
LAKE AND PENINSULA	7,271,200	273,430	1,375,534	23.22%	287,459	6,710,311		6,710,311
LOWER KUSKOKWIM	35,664,870	0	6,152,458	100.00%	5,537,212	30,127,658		30,127,658
LOWER YUKON	16,735,960	0	4,383,677	100.00%	3,945,309	12,790,651		12,790,651
MAT-SU	63,578,470	8,151,165	19,580	50.62%	8,920	55,418,385		55,418,385
NENANA	1,677,500	38,514	3,913	82.24%	2,896	1,616,090		1,616,090
NOME	5,457,670	491,030	58,083	43.90%	22,949	4,943,691		4,943,691
NORTH SLOPE	15,425,680	5,042,443	3,542,719	21.44%	683,603	9,699,634		9,699,634
NORTHWEST ARCTIC	18,622,080	1,229,936	2,997,217	58.43%	1,576,147	15,815,997		15,815,997
PELICAN	601,460	56,179	0	82.44%	0	545,281		545,281
PETERSBURG	3,866,790	767,330	21,215	52.80%	10,081	3,089,379		3,089,379
PRIBILOF	2,060,580	0	498,136	100.00%	448,322	1,612,258		1,612,258
SITKA	8,721,780	2,161,916	212,378	58.41%	111,645	6,448,219		6,448,219
SKAGWAY	1,176,690	358,574	0	73.02%	0	818,116		818,116
SOUTHEAST	4,884,880	0	616,557	100.00%	554,901	4,329,979		4,329,979
SOUTHWEST	7,196,170	0	1,439,811	100.00%	1,295,830	5,900,340		5,900,340
ST. MARY'S	1,313,940	17,753	163,890	43.47%	64,119	1,232,068		1,232,068
TANANA	1,255,380	44,884	238,373	43.16%	92,594	1,117,902		1,117,902
UNALASKA	2,901,770	945,805	485	72.03%	314	1,955,651		1,955,651
VALDEZ	5,130,100	1,798,311	58,567	46.18%	24,342	3,307,447		3,307,447
WRANGELL	3,067,080	532,244	2,424	46.40%	1,012	2,533,824		2,533,824
YAKUTAT	1,333,460	99,661	52,279	28.23%	13,283	1,220,516		1,220,516
YUKON FLATS	5,852,340	0	845,318	100.00%	760,786	5,091,554		5,091,554
YUKON/KOYUKUK	8,003,810	0	1,337,579	100.00%	1,203,821	6,799,989		6,799,989
YUPIIT	4,931,850	0	1,156,980	100.00%	1,041,282	3,890,568		3,890,568
STATE CCS	5,538,190	0	0	100.00%	0	3,599,824		3,599,824
Mt. EDGECUMBE	1,609,790	0	0	100.00%	0	1,609,790	83,264	1,693,054
<b>TOTALS</b>	<b>\$759,400,590</b>	<b>\$112,441,728</b>	<b>\$63,128,609</b>		<b>\$43,067,621</b>	<b>\$601,952,875</b>	<b>\$22,598,874</b>	<b>\$624,551,749</b>
						<b>CONTRACTUAL</b>		<b>3,886,260</b>
						<b>ESTIMATED PRIOR YEAR ADJUSTMENTS</b>		<b>1,500,000</b>
						<b>EST. FY95 FOUNDATION ENTITLEMENT</b>		<b>\$629,938,009</b>

# TABLE OF INSTRUCTIONAL UNITS

## COMBINED, ELEMENTARY & SECONDARY INSTRUCTIONAL UNITS

Instructional units for funding communities with fewer than 200 students in grades K-6 or fewer than 200 students in grades 7-12 are determined by the formula:

ADM	UNITS
1-10	2
11-20	$2 + \frac{ADM - 10}{5}$
21-60	$4 + \frac{ADM - 20}{8}$
61-120	$9 + \frac{ADM - 60}{12}$
121- 525	$14 + \frac{ADM - 120}{15}$

Elementary instructional units for funding communities with more than 200 students in grades K-6 are determined by the formula:

$$\text{UNITS} = 15 + \frac{ADM - 200}{17}$$

Secondary instructional units for funding communities with more than 200 students in grades 7-12 are determined by the formula:

$$\text{UNITS} = 18 + \frac{ADM - 200}{13}$$

Kindergarten students who attend less than four hours a day are counted as 0.5 ADM.

District correspondence or other students who do not regularly attend school on a daily basis are counted in the appropriate grade level of the funding community with the highest ADM in the district.

## VOCATIONAL EDUCATION

FTE\* X WEIGHTING FACTOR X .05 = VOCATIONAL EDUCATION UNITS

**MINIMUM FUNDING:** Any funding community in which a vocational education course, approved by the Dept. of Education, is operated receives a minimum of .10 instructional units for vocational education, or each school district in which such a course is operated receives a minimum of 1.00 units whichever is greater.

**FACTOR PROGRAM**

.5 **CATEGORY 1** contains 16 programs: health, consumer and homemaking, horticulture, commercial art, clothing and textiles, general marketing, food production, renewable and natural resources, forestry, agriculture services and supplies, transportation and travel, wildlife management, business management, child care management and surveying.

.5 **CATEGORY 2** contains 7 programs: aircraft mechanics, communication technologies, commercial photography, agriculture mechanics, accounting and related, small engine mechanic and automotive body repair.

**FACTOR PROGRAM**

.5 **CATEGORY 3** contains 9 programs: agricultural production, welding, industrial education, woodworking, automobile mechanics, electrical technician, drafting, fisheries and diesel engine mechanics.

.5 **CATEGORY 4** contains 3 programs: graphics, secretarial and word processing, and construction trades.

\* Full Time Equivalent

## SPECIAL EDUCATION

NUMBER OF STUDENTS X WEIGHTING FACTOR = SPECIAL EDUCATION UNITS

**MINIMUM FUNDING:** Any funding community in which a special education program, approved by the Department of Education, is operated receives a minimum of 0.25 instructional units for special education, or any school district in which such a program is operated receives a minimum of 1.00 such units, whichever is greater.

**FACTOR PROGRAM**

.025 **GIFTED AND TALENTED**  
.056 **RESOURCES**

**FACTOR PROGRAM**

0.1 **SELF-CONTAINED**  
.333 **INTENSIVE/HOSPITAL HOMEBOUND**

## BILINGUAL EDUCATION

WEIGHTING FACTOR\* X STUDENT COUNT X .042 = BILINGUAL EDUCATION UNITS

**MINIMUM FUNDING:** Any funding community in which a bilingual program, approved by the Dept. of Education, is operated receives a minimum of 0.10 instructional units for bilingual education, or each school district in which such a program is operated receives a minimum of 1.00 such units, whichever is greater.

**FACTOR PROGRAM**

1 **CATEGORY A:** Students who speak a language other than English exclusively.  
  
1 **CATEGORY B:** Students who speak mostly a language other than English, but also speak some English.  
  
.2 **CATEGORY C:** Students who speak a language other than English and English with equal ease.

**FACTOR PROGRAM**

.2 **CATEGORY D:** Students who speak mostly English but also speak a language other than English.  
  
.1 **CATEGORY E:** Students who speak English exclusively but whose manner of speaking reflects the grammatical structure of another language.

\*Language dominance category weighting factor.

ALASKA DEPARTMENT OF EDUCATION  
PROJECTED FY95 FOUNDATION PROGRAM ENTITLEMENTS

12/28/93 File:FND95PJ.XLS

The Department of Education has not verified the unit computations submitted by the local school districts.

	PROJ. FY95 ADM	K-12 UNITS	BIL./ BIC.	SPEC. ED.	VOC. ED.	FY95 PROJ. INSTR. UNITS	AREA DIFF.	ADJUSTED FY95 INSTR. UNITS
ADAK	150.00	33.26	1.00	1.00	1.00	36.26	1.27	46.05
ALASKA GATEWAY	512.00	63.08	1.00	8.23	1.00	73.31	1.19	87.24
ALEUTIAN REGION	16.00	4.69	1.00	1.00	1.00	7.69	1.31	10.07
ALEUTIANS EAST	375.00	46.88	0.00	4.24	1.00	52.12	1.31	68.28
ANCHORAGE	46,416.50	3,109.79	86.65	646.09	38.10	3,880.63	1.00	3,880.63
ANNETTE ISLANDS	407.00	33.13	1.00	5.04	1.00	40.17	1.03	41.38
BERING STRAIT	1,590.00	187.06	13.89	19.13	1.98	222.06	1.39	308.66
BRISTOL BAY	278.00	26.67	1.00	3.19	1.00	31.86	1.27	40.46
CHATHAM	308.00	42.20	1.00	4.09	1.00	48.29	1.03	49.74
CHUGACH	133.00	22.64	1.00	1.81	1.00	26.45	1.14	30.15
COPPER RIVER	599.00	66.39	1.00	5.31	1.00	73.70	1.14	84.02
CORDOVA	511.15	40.08	1.00	5.92	1.00	48.00	1.11	53.28
CR'G	363.00	30.20	1.00	5.92	1.00	38.12	1.03	39.26
DELTA/GREELY	971.00	72.46	1.00	14.13	1.00	88.59	1.16	102.76
DENALI	372.00	39.70	0.00	3.15	1.00	43.85	1.23	53.94
DILLINGHAM	523.00	40.38	1.19	9.26	1.00	51.83	1.27	65.82
FAIRBANKS	15,611.00	1,067.22	6.01	184.57	12.60	1,270.40	1.04	1,321.22
GALENA	149.00	16.42	1.00	1.80	1.00	20.21	1.30	26.28
HAINES	425.00	36.33	0.00	4.05	1.00	41.38	1.05	43.45
HOONAH	270.00	24.00	1.00	6.19	1.00	32.19	1.08	34.77
HYDABURG	115.00	13.58	1.00	1.12	1.00	16.70	1.03	17.20
IDITAROI	413.00	59.65	1.00	6.75	1.00	68.40	1.33	90.97
JUNEAU	5,394.45	367.35	3.84	98.71	3.09	472.98	1.00	472.98
KAKE	181.00	18.07	1.00	2.45	1.00	22.52	1.03	23.19
KASHUNAMIUT	228.00	21.20	1.99	3.35	1.00	27.54	1.33	36.63
KENAI	10,199.00	811.08	19.53	118.32	10.67	959.60	1.00	959.60
KETCHIKAN	2,770.00	193.86	2.02	22.47	3.66	222.01	1.00	222.01
KLAWOCK	225.00	21.00	1.00	3.58	1.00	26.58	1.03	27.38
KODIAK	2,757.51	220.54	5.83	31.31	2.86	260.54	1.09	283.99
KUSPUK	459.00	61.94	1.00	6.50	1.00	70.44	1.33	93.69
LAKE AND PENN.	502.00	82.21	1.00	6.78	1.00	90.99	1.31	119.20
LOWER KUSKOKWIM	3,161.50	326.34	45.85	36.24	3.31	411.74	1.42	584.67
LOWER YUKON	1,648.66	174.45	9.27	17.78	1.73	203.23	1.35	274.36
MATSU	11,880.00	881.47	9.20	138.86	12.74	1,042.27	1.00	1,042.27
NENANA	190.00	18.67	1.00	2.25	1.00	22.92	1.20	27.50
NOME	727.95	53.98	1.00	10.77	1.02	66.77	1.34	89.47
NORTH SLOPE	1,704.50	154.22	7.97	10.41	1.80	174.40	1.45	252.88
NORTHWEST ARCTIC	1,863.00	182.62	4.14	21.35	2.43	210.54	1.45	305.28
PELICAN	45.00	7.13	0.00	1.00	1.00	9.13	1.08	9.86
PETERSBURG	733.00	54.50	1.00	6.89	1.00	63.39	1.00	63.39
PRIBILOF	170.00	21.63	1.00	2.35	1.00	25.98	1.30	33.78
SITKA	1,749.00	125.94	1.00	14.10	1.94	142.98	1.00	142.98
SKAGWAY	135.00	15.00	1.00	1.37	1.00	18.37	1.05	19.29
SOUTHEAST	418.00	69.25	1.00	5.64	1.11	77.00	1.04	80.08
SOUTHWEST	595.00	73.32	10.17	5.56	1.00	90.05	1.31	117.97
ST. MARY'S	103.00	12.58	1.00	1.99	1.00	16.57	1.30	21.54
TANANA	106.00	12.83	1.00	1.00	1.00	15.83	1.30	20.58
UNALASKA	396.00	32.40	1.00	3.06	1.00	37.46	1.27	47.57
VALDEZ	900.00	65.58	0.00	9.19	1.00	75.77	1.11	84.10
WRANGELL	533.00	41.53	1.00	6.75	1.00	50.28	1.00	50.28
YAKUTAT	150.00	16.00	1.00	2.24	1.00	20.24	1.08	21.86
YUKON FLATS	398.00	59.06	1.15	4.50	1.00	65.71	1.46	95.94
YUKON/KOYUKUK	609.00	82.34	2.05	11.72	1.81	97.92	1.34	131.21
YUPIIT	366.00	42.03	7.82	6.49	1.00	57.34	1.41	80.85
STATE CCS	1,488.44	90.79	0.00	0.00	0.00	90.79	1.00	90.79
MI. EDGE CUMBE	270.00	23.39	1.00	1.00	1.00	26.39	1.00	26.39
<b>TOTALS</b>	<b>123,563.66</b>	<b>9,510.11</b>	<b>270.57</b>	<b>1,557.96</b>	<b>139.85</b>	<b>11,478.49</b>		<b>12,449.19</b>

FY94 FOUNDATION FUNDING COMMUNITY			
SCHOOL DISTRICT	FUNDING COMMUNITY	ADM BY COMMUNITY	ADM BY DISTRICT
REAA	ADAK	ADAK	495.20 495.20
REAA	ALASKA GATEWAY	ALCAN BORDER	8.00 525.55
		DOT LAKE	21.30
		EAGLE	37.00
		MENTASTA	33.50
		NORTHWAY	87.00
		TANACROSS	20.20
		TETLIN	34.00
		TOK	284.55
REAA	ALEUTIAN REGION	ATKA	16.00 16.00
C/B	ALEUTIAN EAST	AKUTAN	20.00 369.00
		COLD BAY	17.00
		FALSE PASS	21.00
		KING COVE	159.00
		NELSON LAGOON	11.00
		SAND POINT	141.00
C/B	ANCHORAGE	ANCHORAGE	39,420.46 45,645.36
		EAGLE RIVER	6,070.15
		GIRDWOOD	154.75
REAA	ANNETTE ISLAND	ANNETTE	407.00 407.00
REAA	BERING STRAIT	BREVIG MISSION	77.00 1,539.15
		DIOMEDE	62.95
		ELIM	95.00
		GAMBELL	166.30
		GOLOVIN	46.30
		KOYUK	75.00
		SAVOONGA	130.20
		SHAKTOOLIK	63.70
		SHISHMAREF	174.35
		ST. MICHAEL	108.25
		STEBBINS	150.35
		TELLER	80.75
		UNALAKLEET	208.25
		WALES	50.25
		WHITE MOUNTAIN	50.50
C/B	BRISTOL BAY	BRISTOL BAY	255.60 271.60
		SOUTH NAKNEK	16.00
REAA	CHATHAM	ANGOON	157.35 328.55
		CUBE COVE	31.00
		ELFIN COVE	11.00
		GUSTAVUS	85.50
		HOBART BAY	8.00
		KLUKWAN	24.70
		TENAKEE SPRINGS	9.00

FY94 FOUNDATION FUNDING COMMUNITY			
SCHOOL DISTRICT	FUNDING COMMUNITY	ADM BY COMMUNITY	ADM BY DISTRICT
REAA	CHUGACH	CHENEGA BAY	26.00 122.75
		ICY BAY	6.80
		TATITLEK	31.85
		TWO MOON BAY	5.10
		WHITTIER	53.00
STATE	CCS	CCS	1,475.14 1,475.14
REAA	COPPER RIVER	CHISTOCHINA	15.25 596.75
		GLENNALLEN	345.60
		KENNY LAKE	104.75
		SLANA	24.80
		LOTTIE SPARKS	8.00
		COPPER CENTER	77.50
		GAKONA	22.85
C/B	CORDOVA	CORDOVA	511.15 511.15
C/B	CRAIG	CRAIG	367.00 367.00
REAA	DELTA/GREELY	DELTA JUNCTION	983.70 989.70
		HEALY LAKE	8.00
C/B	DENALI	ANDERSON	118.25 375.15
		CANTWELL	26.50
		HEALY	230.40
C/B	DILLINGHAM	DILLINGHAM	485.50 485.50
C/B	FAIRBANKS	FAIRBANKS	10,577.50 15,408.00
		NORTH POLE	3,078.50
		SALCHA	73.00
		TWO RIVERS	126.00
		EIELSON	1,553.00
C/B	GALENA	GALENA	133.10 133.10
C/B	HAINES	HAINES	394.05 409.05
		MOSQUITO LAKE	15.00
C/B	HOONAH	HOONAH	267.00 267.00
C/B	HYDABURG	HYDABURG	109.20 109.20
REAA	IDITAROD	ANVIK	26.00 398.95
		GRAYLING	63.75
		HOLY CROSS	71.05
		LAKE MINCHUMINA	8.00
		LIME VILLAGE	8.50
		MCGRATH	142.60
		NIKOLAI	16.00
		SHAGELUK	42.75
		TAKOTNA	12.30
		TELIDA	8.00

FY94 FOUNDATION FUNDING COMMUNITY				
SCHOOL DISTRICT	FUNDING COMMUNITY	ADM BY COMMUNITY	ADM BY DISTRICT	
C/B	JUNEAU	JUNEAU	5,394.45	5,394.45
C/B	KAKE	KAKE	175.25	175.25
REAA	KASHUNAMIUT	CHEVAK	207.60	207.60
C/B	KENAI PENINSULA	ANCHOR POINT	230.60	9,846.05
		BELUGA	8.00	
		COOPER LANDING	48.35	
		ENGLISH BAY	46.00	
		HOMER	1,280.60	
		HOPE	31.50	
		KACHEMAK SELO	63.30	
		KASILOF	273.75	
		KENAI	1,722.55	
		MCNEIL CANYON	183.90	
		MOOSE PASS	34.00	
		NIKISKI	1,118.50	
		NIKOLAEVSK	162.90	
		NINILCHIK	194.75	
		PORT GRAHAM	38.00	
		RAZDOLNA	36.45	
		SELDOVIA	96.60	
		SEWARD	843.15	
		SOLDOTNA	2,940.75	
		STERLING	354.50	
	TYONEK	34.05		
	VOZNESENKA	103.85		
C/B	KETCHIKAN	KETCHIKAN	2,735.38	2,735.38
C/B	KLAWOCK	KLAWOCK	210.00	210.00
C/B	KODIAK ISLAND	AKHIK	30.38	2,747.82
		BIG SANDY LAKE	12.00	
		CHINIAK	33.20	
		DANGER BAY	20.00	
		KARLUK	13.00	
		KODIAK	2,428.63	
		LARSEN BAY	21.80	
		OLD HARBOR	86.38	
	OUZINKIE	42.50		
	PORT LIONS	59.93		
REAA	KUSPUK	ANIAK	168.95	443.75
		CHUATHBALUK	35.00	
		CROOKED CREEK	31.60	
		RED DEVIL	25.75	
		SLEETMUTE	22.25	
		STONY RIVER	14.50	
		UPPER KALSKAG	95.20	
	LOWER KALSKAG	50.50		

FY94 FOUNDATION FUNDING COMMUNITY				
SCHOOL DISTRICT	FUNDING COMMUNITY	ADM BY COMMUNITY	ADM BY DISTRICT	
C/B	LAKE & PENINSULA	CHIGNIK BAY	32.25	497.40
		CHIGNIK LAGOON	25.60	
		CHIGNIK LAKE	55.00	
		EGEGIK	25.00	
		IGIUGIG	11.00	
		IVANOF BAY	11.00	
		KOKHANOK	45.50	
		LEVELOK	26.00	
		NEWHALEN	81.75	
		NONDALTON	61.45	
		PEDRO BAY	18.65	
		PERRYVILLE	34.00	
		PILOT POINT	23.00	
		PORT ALSWORTH	14.00	
		PORT HEIDEN	33.20	
REAA		LOWER KUSKOKWIM	AKIUK	
	AKULA		70.60	
	ATMAUTLAUK		76.50	
	BETHEL		1,125.00	
	CHEFORNAK		98.28	
	EEK		57.50	
	GOODNEWS BAY		61.40	
	KIPNUK		154.30	
	KONGIGANAK		88.60	
	KWETHLUK		160.40	
	KWIGILLINGOK		82.25	
	MEKORYUK		38.85	
	NAPAKIAK		76.00	
	NAPASKIAK		92.00	
	NEWTOK		94.00	
	NIGHTMUTE		43.35	
	NUNAPITCHUK		119.35	
	OSCARVILLE		10.50	
	PLATINUM	8.00		
	QUINHAGAK	129.50		
	TOKSOOK BAY	132.50		
	TUNTUTULIAK	87.60		
	TUNUNAK	87.25		
REAA	LOWER YUKON	ALAKANAK	160.15	1,585.25
		EMMONAK	211.10	
		HOOPER BAY	89.15	
		KOTLIK	298.95	
		MARSHALL	159.45	
		MOUNTAIN VILLAGE	232.75	
		PILOT STATION	151.30	
		PITKAS POINT	39.00	
		RUSSIAN MISSION	87.00	
		SCAMMON BAY	110.85	
	SHELDON POINT	45.55		

FY94 FOUNDATION FUNDING COMMUNITY			
SCHOOL DISTRICT	FUNDING COMMUNITY	ADM BY COMMUNITY	ADM BY DISTRICT
STATE	MT EDGECEMBE	MT EDGECEMBE	281.60 281.60
C/B	MAT-SU	BERYOZAVA	13.30 11,336.70
		BIG LAKE	637.00
		BUTTE	384.20
		COLONY	3,313.20
		GLACIER VIEW	48.00
		HOUSTON	585.10
		MAT-SU VALLEY	142.60
		PALMER	2,576.20
		PT. MCKENZIE	376.50
		SKWENTNA	17.00
		SUTTON	77.10
		TALKEETNA	114.40
		TRAPPER CREEK	50.60
		WASILLA	2,836.10
		WILLOW	165.40
C/B	NENANA	NENANA	184.95 184.95
C/B	NOME	NOME	711.75 711.75
C/B	NORTH SLOPE	ANAKTUVUK PASS	79.75 1,623.05
		ATQASUK	44.75
		BARROW	902.25
		KAKTOVIK	43.20
		NUQSUT	108.00
		POINT HOPE	217.30
		POINT LAY	48.55
		WAINWRIGHT	179.25
C/B	NORTHWEST ARCTIC	AMBLER	107.35 1,804.25
		BUCKLAND	118.50
		DEERING	42.40
		KIANA	132.90
		KIVALINA	111.65
		KOBUK	18.15
		KOTZEBUE	717.00
		NOATAK	108.75
		NOORVIK	177.10
		SELAWIK	204.95
		SHUNGNAK	65.50
C/B	PELICAN	PELICAN	45.00 45.00
C/B	PETERSBURG	PETERSBURG	711.10 711.10
REAA	PRIBILOF	ST. GEORGE	43.00 160.60
		ST. PAUL	117.80
C/B	SITKA	CORNER BAY	11.20 1,873.38
		FALSE PASS	25.10
		SITKA	1,837.08

FY94 FOUNDATION FUNDING COMMUNITY			
SCHOOL DISTRICT	FUNDING COMMUNITY	ADM BY COMMUNITY	ADM BY DISTRICT
C/B	SKAGWAY	SKAGWAY	143.00 143.00
REAA	SOUTHEAST ISLAND	BRUCE HILL	7.00 413.75
		CRAIK	17.00
		EDNA BAY	14.00
		HOLLIS	21.20
		HOWARD VALENTINE	42.70
		JR GILDERSLEEVE	14.45
		KASAAN	3.00
		LABOUCHERE BAY	17.00
		MEYER CHUCK	8.00
		NAUKATI	35.15
		POLK INLET	11.00
		PORT ALEXANDER	22.65
		PORT PROTECTION	13.25
		ROWAN BAY	12.00
		SMITH COVE	5.00
		THORNE BAY	151.35
		WHALE PASS	19.00
REAA	SOUTHWEST REGION	ALEKNAGIK NORTH	38.50 554.25
		CLARKS POINT	12.75
		EKWOK	23.85
		KOLIGANEK	55.75
		MANOKOTAK	124.30
		NEW STUYAHOK	114.50
		TOGIK	168.50
		TWIN HILLS	16.10
C/B	ST. MARY'S	ST. MARY'S	90.10 90.10
C/B	TANANA	TANANA	101.00 101.00
C/B	UNALASKA	UNALASKA	358.60 358.60
C/B	VALDEZ	VALDEZ	896.90 896.90
C/B	WRANGELL	WRANGELL	541.20 541.20
C/B	YAKUTAT	YAKUTAT	150.00 150.00
REAA	YUKON FLATS	ARCTIC VILLAGE	39.70 398.90
		BEAVER	24.10
		BIRCH CREEK	11.00
		CHALKYITSIK	25.80
		CIRCLE	22.00
		FORT YUKON	154.20
		RAMPART	16.00
		STEVENS VILLAGE	29.00
		VENETIE	54.90
		NORTHERN LIGHTS	22.20

FY94 FOUNDATION FUNDING COMMUNITY			
SCHOOL DISTRICT	FUNDING COMMUNITY	ADM BY COMMUNITY	ADM BY DISTRICT
REAA YUKONKOYUKUK	ALLAKAKET	52.00	598.80
	BETTLES	9.00	
	HUGHES	18.30	
	HUSLIA	75.00	
	KALTAG	70.00	
	KOYUKUK	38.70	
	MANLEY HOT SPRINGS	20.20	
	MINTO	76.40	
	NULATO	181.20	
RUBY	62.00		
REAA YUPIIT	AKIACHAK	148.00	366.00
	AKIAK	112.00	
	TULUKSAK	106.00	
TOTAL:			121,395.01

ALASKA DEPARTMENT OF EDUCATION  
 PROJECTEL FY95 FOUNDATION PROGRAM ENTITLEMENTS

12/28/93 File:FND95PJ XLS

	BUDGETED FY94 LOCAL REVENUE	1993 FULL VALUE DETERMINATION
ADAK		
ALASKA GATEWAY	0	
ALEUTIAN REGION	0	
ALEUTIANS EAST	919,731	88,639,100
ANCHORAGE	69,784,000	11,571,743,930
ANNETTE ISLANDS	0	
BERING STRAIT	0	
BRISTOL BAY	1,113,226	181,347,300
CHATHAM	0	
CHUGACH	0	
COPPER RIVER	0	
CORDOVA	973,900	174,882,450
CRAIG	279,938	57,618,300
DELTA/GREELY	0	
DENALI	256,664	72,572,400
DILLINGHAM	717,500	127,166,600
FAIRBANKS	25,250,000	3,377,031,860
GALENA	256,573	19,383,700
HAINES	1,046,500	124,255,500
HOONAH	584,035	23,127,700
HYDABURG	36,000	5,686,500
IDITAROD	0	
JUNEAU	13,026,000	1,574,389,000
KAKE	213,738	17,231,200
KASHUNAMIUT	0	
KENAI	26,260,416	3,375,286,040
KETCHIKAN	6,656,993	954,350,400
KLAWOCK	129,980	14,808,300
KODIAK	3,684,400	843,618,100
KUSPUK	0	
LAKE AND PENINSULA	1,177,595	68,357,600
LOWER KUSKOKWIM	0	
LOWER YUKON	0	
MAT-SU	16,103,125	2,037,791,320
NENANA	71,149	14,628,600
NOME	1,118,504	122,757,400
NORTH SLOPE	23,513,705	12,160,137,490
NORTHWEST ARCTIC	2,104,920	307,484,000
PELICAN	68,147	14,044,800
PETERSBURG	1,453,406	191,832,400
PRIBILOF	0	
SITKA	3,701,524	540,479,000
SKAGWAY	491,073	89,643,500
SOUTHEAST	0	
SOUTHWEST	0	
ST. MARY'S	40,837	4,438,300
TANANA	104,000	11,221,100
UNALASKA	1,313,046	351,078,720
VALDEZ	3,893,970	1,117,648,910
WRANGELL	1,147,168	133,060,900
YAKUTAT	353,000	24,915,200
YUKON FLATS	0	
YUKON/KOYUKUK	0	
YUPIIT	0	
STATE CCS	0	
Mt. EDGE CUMBE	0	
<b>TOTALS</b>	<b>\$207,844,763</b>	<b>\$39,792,657,620</b>

ALASKA DEPARTMENT OF EDUCATION  
 FY95 PROJECTED FOUNDATION ENTITLEMENTS IF UNIT VALUE IS ADJUSTED.  
 and PL81-874 FLOW THROUGH.

12/28/93 File:FND95PJ.XLS

This spreadsheet reflects the total FY95 foundation entitlements if the unit value of \$61,000 is increased by increments of \$100.

ADJUSTED UNIT VALUE >	\$100	\$200	\$300	\$400	\$500
	\$61,100	\$61,200	\$61,300	\$61,400	\$61,500
ADAK	\$515,231	\$519,836	\$524,441	\$529,046	\$533,651
ALASKA GATEWAY	4,872,277	4,881,001	4,889,725	4,898,449	4,907,173
ALEUTIAN REGION	546,647	547,654	548,661	549,668	550,675
ALEUTIANS EAST	3,580,879	3,587,707	3,594,535	3,601,363	3,608,191
ANCHORAGE	195,823,671	196,211,734	196,599,797	196,987,860	197,375,923
ANNETTE ISLANDS	1,304,838	1,308,976	1,313,114	1,317,252	1,321,390
BERING STRAIT	14,699,787	14,730,653	14,761,519	14,792,385	14,823,251
BRISTOL BAY	1,558,005	1,562,051	1,566,097	1,570,143	1,574,189
CHATHAM	2,254,737	2,259,711	2,264,685	2,269,659	2,274,633
CHUGACH	1,691,434	1,694,449	1,697,464	1,700,479	1,703,494
COPPER RIVER	5,036,619	5,045,021	5,053,423	5,061,825	5,070,227
CORDOVA	2,539,421	2,544,749	2,550,077	2,555,405	2,560,733
CRAIG	2,151,772	2,155,698	2,159,624	2,163,550	2,167,476
DELTA/GREELY	5,199,805	5,210,081	5,220,357	5,230,633	5,240,909
DENALI	2,972,202	2,977,596	2,982,990	2,988,384	2,993,778
DILLINGHAM	3,226,979	3,233,561	3,240,143	3,246,725	3,253,307
FAIRBANKS	72,336,900	72,469,022	72,601,144	72,733,266	72,865,388
GALENA	1,413,661	1,416,289	1,418,917	1,421,545	1,424,173
HAINES	2,146,919	2,151,264	2,155,609	2,159,954	2,164,299
HOONAH	1,986,363	1,989,840	1,993,317	1,996,794	2,000,271
HYDABURG	1,015,215	1,016,935	1,018,655	1,020,375	1,022,095
IDITAROD	4,859,202	4,868,299	4,877,396	4,886,493	4,895,590
JUNEAU	22,591,655	22,638,953	22,686,251	22,733,549	22,780,847
KAKE	1,238,533	1,240,852	1,243,171	1,245,490	1,247,809
KASHUNAMIUT	1,911,170	1,914,833	1,918,496	1,922,159	1,925,822
KENAI	45,079,000	45,174,960	45,270,920	45,366,880	45,462,840
KETCHIKAN	9,741,206	9,763,407	9,785,608	9,807,809	9,830,010
KLAWOCK	1,463,029	1,465,767	1,468,505	1,471,243	1,473,981
KODIAK	14,292,209	14,320,608	14,349,007	14,377,406	14,405,805
KUSPUK	5,055,507	5,064,876	5,074,245	5,083,614	5,092,983
LAKE AND PENINSULA	6,722,231	6,734,151	6,746,071	6,757,991	6,769,911
LOWER KUSKOKWIM	30,186,125	30,244,592	30,303,059	30,361,526	30,419,993
LOWER YUKON	12,818,087	12,845,523	12,872,959	12,900,395	12,927,831
MAT-SU	55,522,612	55,626,839	55,731,066	55,835,293	55,939,520
NENANA	1,618,840	1,621,590	1,624,340	1,627,090	1,629,840
NOME	4,952,638	4,961,585	4,970,532	4,979,479	4,988,426
NORTH SLOPE	9,724,922	9,750,210	9,775,498	9,800,786	9,826,074
NORTHWEST ARCTIC	15,846,525	15,877,053	15,907,581	15,938,109	15,968,637
PELICAN	546,267	547,253	548,239	549,225	550,211
PETERSBURG	3,095,718	3,102,057	3,108,396	3,114,735	3,121,074
PRIBILOF	1,615,636	1,619,014	1,622,392	1,625,770	1,629,148
SITKA	6,462,517	6,476,815	6,491,113	6,505,411	6,519,709
SKAGWAY	820,045	821,974	823,903	825,832	827,761
SOUTHEAST	4,337,987	4,345,995	4,354,003	4,362,011	4,370,019
SOUTHWEST	5,912,137	5,923,934	5,935,731	5,947,528	5,959,325
ST. MARY'S	1,234,222	1,236,376	1,238,530	1,240,684	1,242,838
TANANA	1,119,960	1,122,018	1,124,076	1,126,134	1,128,192
UNALASKA	1,960,408	1,965,165	1,969,922	1,974,679	1,979,436
VALDEZ	3,315,857	3,324,267	3,332,677	3,341,087	3,349,497
WRANGELL	2,538,852	2,543,880	2,548,908	2,553,936	2,558,964
YAKUTAT	1,222,702	1,224,888	1,227,074	1,229,260	1,231,446
YUKON FLATS	5,101,148	5,110,742	5,120,336	5,129,930	5,139,524
YUKON/KOYUKUK	6,813,110	6,826,231	6,839,352	6,852,473	6,865,594
YUPIIT	3,898,653	3,906,738	3,914,823	3,922,908	3,930,993
STATE CCS	3,605,725	3,611,626	3,617,528	3,623,429	3,629,330
MI. EDGE CUMBE	1,695,693	1,698,332	1,700,971	1,703,610	1,706,249
SUB - TOTALS	\$625,793,490	\$627,035,231	\$628,276,973	\$629,518,714	\$630,760,455
CONTRACTUAL	3,886,260	3,886,260	3,886,260	3,886,260	3,886,260
EST. PRIOR YEAR ADJ.	1,500,000	1,500,000	1,500,000	1,500,000	1,500,000
FY95 EST. INCREASES	\$631,179,750	\$632,421,491	\$633,663,233	\$634,904,974	\$636,146,715

ALASKA DEPARTMENT OF EDUCATION  
 FY95 PROJECTED FOUNDATION ENTITLEMENTS IF UNIT VALUE IS ADJUSTED.  
 and PL81-874 FLOW THROUGH.

12/28/93 File:FND95PJ.XLS

This spreadsheet reflects the total FY95 foundation entitlements if the unit value of \$61,000 is increased by increments of \$100.

ADJUSTED UNIT VALUE >	\$600	\$700	\$800	\$900	\$1,000
	\$61,600	\$61,700	\$61,800	\$61,900	\$62,000
ADAK	\$538,256	\$542,861	\$547,466	\$552,071	\$556,676
ALASKA GATEWAY	4,915,897	4,924,621	4,933,345	4,942,069	4,950,793
ALEUTIAN REGION	551,682	552,689	553,696	554,703	555,710
ALEUTIANS EAST	3,615,019	3,621,847	3,628,675	3,635,503	3,642,331
ANCHORAGE	197,763,986	198,152,049	198,540,112	198,928,175	199,316,238
ANNETTE ISLANDS	1,325,528	1,329,666	1,333,804	1,337,942	1,342,080
BERING STRAIT	14,854,117	14,884,983	14,915,849	14,946,715	14,977,581
BRISTOL BAY	1,578,235	1,582,281	1,586,327	1,590,373	1,594,419
CHATHAM	2,279,607	2,284,581	2,289,555	2,294,529	2,299,503
CHUGACH	1,706,509	1,709,524	1,712,539	1,715,554	1,718,569
COPPER RIVER	5,078,629	5,087,031	5,095,433	5,103,835	5,112,237
CORDOVA	2,566,061	2,571,389	2,576,717	2,582,045	2,587,373
CRAIG	2,171,402	2,175,328	2,179,254	2,183,180	2,187,106
DELTA/GREELY	5,251,185	5,261,461	5,271,737	5,282,013	5,292,289
DENALI	2,999,172	3,004,566	3,009,960	3,015,354	3,020,748
DILLINGHAM	3,259,889	3,266,471	3,273,053	3,279,635	3,286,217
FAIRBANKS	72,997,510	73,129,632	73,261,754	73,393,876	73,525,998
GALENA	1,426,801	1,429,429	1,432,057	1,434,685	1,437,313
HAINES	2,168,644	2,172,989	2,177,334	2,181,679	2,186,024
HOONAH	2,003,748	2,007,225	2,010,702	2,014,179	2,017,656
HYDABURG	1,023,815	1,025,535	1,027,255	1,028,975	1,030,695
IDITAROD	4,904,687	4,913,784	4,922,881	4,931,978	4,941,075
JUNEAU	22,928,145	22,875,443	22,922,741	22,970,039	23,017,337
KAKE	1,250,128	1,252,447	1,254,766	1,257,085	1,259,404
KASHUNAMIUT	1,929,485	1,933,148	1,936,811	1,940,474	1,944,137
KENAI	45,558,800	45,654,760	45,750,720	45,846,680	45,942,640
KETCHIKAN	9,852,211	9,874,412	9,896,613	9,918,814	9,941,015
KLAWOCK	1,476,719	1,479,457	1,482,195	1,484,933	1,487,671
KODIAK	14,434,204	14,462,603	14,491,002	14,519,401	14,547,800
KUSPUK	5,102,352	5,111,721	5,121,090	5,130,459	5,139,828
LAKE AND PENINSULA	6,781,831	6,793,751	6,805,671	6,817,591	6,829,511
LOWER KUSKOKWIM	30,478,160	30,536,927	30,595,694	30,654,461	30,713,228
LOWER YUKON	12,955,267	12,982,703	13,010,139	13,037,575	13,065,011
MAT-SU	56,043,747	56,147,974	56,252,201	56,356,428	56,460,655
NENANA	1,632,590	1,635,340	1,638,090	1,640,840	1,643,590
NOME	4,997,373	5,006,320	5,015,267	5,024,214	5,033,161
NORTH SLOPE	9,851,362	9,876,650	9,901,938	9,927,226	9,952,514
NORTHWEST ARCTIC	15,999,165	16,029,693	16,060,221	16,090,749	16,121,277
PELICAN	551,197	552,183	553,169	554,155	555,141
PETERSBURG	3,127,413	3,133,752	3,140,091	3,146,430	3,152,769
PRIBILOF	1,632,526	1,635,904	1,639,282	1,642,660	1,646,038
SITKA	6,534,007	6,548,305	6,562,603	6,576,901	6,591,199
SKAGWAY	829,690	831,619	833,548	835,477	837,406
SOUTHEAST	4,378,027	4,386,035	4,394,043	4,402,051	4,410,059
SOUTHWEST	5,971,122	5,982,919	5,994,716	6,006,513	6,018,310
ST. MARY'S	1,244,992	1,247,146	1,249,300	1,251,454	1,253,608
TANANA	1,130,250	1,132,308	1,134,366	1,136,424	1,138,482
UNALASKA	1,984,193	1,988,950	1,993,707	1,998,464	2,003,221
VALDEZ	3,357,907	3,366,317	3,374,727	3,383,137	3,391,547
WRANGELL	2,563,992	2,569,020	2,574,048	2,579,076	2,584,104
YAKUTAT	1,233,632	1,235,818	1,238,004	1,240,190	1,242,376
YUKON FLATS	5,149,118	5,158,712	5,168,306	5,177,900	5,187,494
YUKON/KOYUKUK	6,878,715	6,891,836	6,904,957	6,918,078	6,931,199
YUPIIT	3,939,078	3,947,163	3,955,248	3,963,333	3,971,418
STATE CCS	3,635,232	3,641,133	3,647,034	3,652,936	3,658,837
MI. EDGE CUMBE	1,708,888	1,711,527	1,714,166	1,716,805	1,719,444
SUB - TOTALS	\$632,002,197	\$633,243,938	\$634,485,679	\$635,727,421	\$636,969,162
CONTRACTUAL	3,886,260	3,886,260	3,886,260	3,886,260	3,886,260
EST. PRIOR YEAR ADJ	1,500,000	1,500,000	1,500,000	1,500,000	1,500,000
FY95 EST. INCREASES	\$637,388,457	\$638,630,198	\$639,871,939	\$641,113,681	\$642,355,422

ALASKA DEPARTMENT OF EDUCATION  
 FY95 PROJECTED FOUNDATION INCREASED ENTITLEMENTS IF UNIT VALUE IS ADJUSTED.

12/28/93 File:FND95PJ.XLS

This spreadsheet reflects the increased FY95 foundation entitlements if the unit value of \$61,000 is increased by increments of \$100.

UNIT VALUE INCREASES BY >	\$100	\$200	\$300	\$400	\$500
ADAK	\$4,605	\$9,210	\$13,815	\$18,420	\$23,025
ALASKA GATEWAY	8,724	17,448	26,172	34,896	43,620
ALEUTIAN REGION	1,007	2,014	3,021	4,028	5,035
ALEUTIANS EAST	6,828	13,656	20,484	27,312	34,140
ANCHORAGE	388,063	776,126	1,164,189	1,552,252	1,940,315
ANNETTE ISLANDS	4,138	8,276	12,414	16,552	20,690
BERING STRAIT	30,866	61,732	92,598	123,464	154,330
BRISTOL BAY	4,046	8,092	12,138	16,184	20,230
CHATHAM	4,974	9,948	14,922	19,896	24,870
CHUGACH	3,015	6,030	9,045	12,060	15,075
COPPER RIVER	8,402	16,804	25,206	33,608	42,010
CORDOVA	5,328	10,656	15,984	21,312	26,640
CRAIG	3,926	7,852	11,778	15,704	19,630
DELTA/GREELY	10,276	20,552	30,828	41,104	51,380
DENALI	5,394	10,788	16,182	21,576	26,970
DILLINGHAM	6,582	13,164	19,746	26,328	32,910
FAIRBANKS	132,122	264,244	396,366	528,488	660,610
GALENA	2,628	5,256	7,884	10,512	13,140
HAINES	4,345	8,690	13,035	17,380	21,725
HOONAH	3,477	6,954	10,431	13,908	17,385
HYDABURG	1,720	3,440	5,160	6,880	8,600
IDITAROD	9,097	18,194	27,291	36,388	45,485
JUNEAU	47,298	94,596	141,894	189,192	236,490
KAKE	2,319	4,638	6,957	9,276	11,595
KASHUNAMIUT	3,663	7,326	10,989	14,652	18,315
KENAI	95,960	191,920	287,880	383,840	479,800
KETCHIKAN	22,201	44,402	66,603	88,804	111,005
KLAWOCK	2,738	5,476	8,214	10,952	13,690
KODIAK	28,399	56,798	85,197	113,596	141,995
KUSPUK	9,369	18,738	28,107	37,476	46,845
LAKE AND PENINSULA	11,920	23,840	35,760	47,680	59,600
LOWER KUSKOKWIM	58,467	116,934	175,401	233,868	292,335
LOWER YUKON	27,436	54,872	82,308	109,744	137,180
MAT-SU	104,227	208,454	312,681	416,908	521,135
NENANA	2,750	5,500	8,250	11,000	13,750
NOME	8,947	17,894	26,841	35,788	44,735
NORTH SLOPE	25,288	50,576	75,864	101,152	126,440
NORTHWEST ARCTIC	30,528	61,056	91,584	122,112	152,640
PELICAN	986	1,972	2,958	3,944	4,930
PETERSBURG	6,339	12,678	19,017	25,356	31,695
PRIBILOF	3,378	6,756	10,134	13,512	16,890
SITKA	14,298	28,596	42,894	57,192	71,490
SKAGWAY	1,929	3,858	5,787	7,716	9,645
SOUTHEAST	8,008	16,016	24,024	32,032	40,040
SOUTHWEST	11,797	23,594	35,391	47,188	58,985
ST. MARY'S	2,154	4,308	6,462	8,616	10,770
TANANA	2,058	4,116	6,174	8,232	10,290
UNALASKA	4,757	9,514	14,271	19,028	23,785
VALDEZ	8,410	16,820	25,230	33,640	42,050
WRANGELL	5,028	10,056	15,084	20,112	25,140
YAKUTAT	2,186	4,372	6,558	8,744	10,930
YUKON FLATS	9,594	19,188	28,782	38,376	47,970
YUKON/KOYUKUK	13,121	26,242	39,363	52,484	65,605
YUPIIT	8,085	16,170	24,255	32,340	40,425
STATE CCS	5,901	11,803	17,704	23,605	29,507
MI. EDGE CUMBE	2,639	5,278	7,917	10,556	13,195
<b>SUB - TOTALS</b>	<b>\$1,241,741</b>	<b>\$2,483,483</b>	<b>\$3,725,224</b>	<b>\$4,966,965</b>	<b>\$6,208,707</b>
CONTRACTUAL	0	0	0	0	0
EST. PRIOR YEAR ADJ.	0	0	0	0	0
<b>FY95 EST. INCREASES</b>	<b>\$1,241,741</b>	<b>\$2,483,483</b>	<b>\$3,725,224</b>	<b>\$4,966,965</b>	<b>\$6,208,707</b>

ALASKA DEPARTMENT OF EDUCATION  
 FY95 PROJECTED FOUNDATION INCREASED ENTITLEMENTS IF UNIT VALUE IS ADJUSTED.

12/28/93 File:FND95PJ.XLS

This spreadsheet reflects the increased FY95 foundation entitlements if the unit value of \$61,000 is increased by increments of \$100.

UNIT VALUE INCREASES BY >	\$600	\$700	\$800	\$900	\$1,000
ADAK	\$27,630	\$32,235	\$36,840	\$41,445	\$46,050
ALASKA GATEWAY	52,344	61,068	69,792	78,516	87,240
ALEUTIAN REGION	6,042	7,049	8,056	9,063	10,070
ALEUTIANS EAST	40,968	47,796	54,624	61,452	68,280
ANCHORAGE	2,328,378	2,716,441	3,104,504	3,492,567	3,880,630
ANNETTE ISLANDS	24,828	28,966	33,104	37,242	41,380
BERING STRAIT	185,196	216,062	246,928	277,794	308,660
BRISTOL BAY	24,276	28,322	32,368	36,414	40,460
CHATHAM	29,844	34,818	39,792	44,766	49,740
CHUGACH	18,090	21,105	24,120	27,135	30,150
COPPER RIVER	50,412	58,814	67,216	75,618	84,020
CORDOVA	31,968	37,296	42,624	47,952	53,280
CRAIG	23,556	27,482	31,408	35,334	39,260
DELTA/GREELY	61,656	71,932	82,208	92,484	102,760
DENALI	32,364	37,758	43,152	48,546	53,940
DILLINGHAM	39,492	46,074	52,656	59,238	65,820
FAIRBANKS	792,732	924,854	1,056,976	1,189,098	1,321,220
GALENA	15,768	18,396	21,024	23,652	26,280
HAINES	26,070	30,415	34,760	39,105	43,450
HOONAH	20,862	24,339	27,816	31,293	34,770
HYDABURG	10,320	12,040	13,760	15,480	17,200
IDITAROD	54,582	63,679	72,776	81,873	90,970
JUNEAU	283,788	331,086	378,384	425,682	472,980
KAKE	13,914	16,233	18,552	20,871	23,190
KASHUNAMIUT	21,978	25,641	29,304	32,967	36,630
KENAI	575,760	671,720	767,680	863,640	959,600
KETCHIKAN	133,206	155,407	177,608	199,809	222,010
KLAWOCK	16,428	19,166	21,904	24,642	27,380
KODIAK	170,394	198,793	227,192	255,591	283,990
KUSPUK	56,214	65,583	74,952	84,321	93,690
LAKE AND PENINSULA	71,520	83,440	95,360	107,280	119,200
LOWER KUSKOKWIM	350,802	409,269	467,736	526,203	584,670
LOWER YUKON	164,616	192,052	219,488	246,924	274,360
MAT-SU	625,362	729,589	833,816	938,043	1,042,270
NENANA	16,500	19,250	22,000	24,750	27,500
NOME	53,682	62,629	71,576	80,523	89,470
NORTH SLOPE	151,728	177,016	202,304	227,592	252,880
NORTHWEST ARCTIC	183,168	213,696	244,224	274,752	305,280
PELICAN	5,916	6,902	7,888	8,874	9,860
PETERSBURG	38,034	44,373	50,712	57,051	63,390
PRIBILOF	20,268	23,646	27,024	30,402	33,780
SITKA	85,788	100,086	114,384	128,682	142,980
SKAGWAY	11,574	13,503	15,432	17,361	19,290
SOUTHEAST	48,048	56,056	64,064	72,072	80,080
SOUTHWEST	70,782	82,579	94,376	106,173	117,970
ST. MARY'S	12,924	15,078	17,232	19,386	21,540
TANANA	12,348	14,406	16,464	18,522	20,580
UNALASKA	28,542	33,299	38,056	42,813	47,570
VALDEZ	50,460	58,870	67,280	75,690	84,100
WRANGELL	30,168	35,196	40,224	45,252	50,280
YAKUTAT	13,116	15,302	17,488	19,674	21,860
YUKON FLATS	57,564	67,158	76,752	86,346	95,940
YUKON/KOYUKUK	78,726	91,847	104,968	118,089	131,210
YUPIIT	48,510	56,595	64,680	72,765	80,850
STATE CCS	35,408	41,309	47,211	53,112	59,014
MI. EDGE CUMBE	15,834	18,473	21,112	23,751	26,390
<b>SUB - TOTALS</b>	<b>\$7,450,448</b>	<b>\$8,692,189</b>	<b>\$9,933,931</b>	<b>\$11,175,672</b>	<b>\$12,417,414</b>
CONTRACTUAL	0	0	0	0	0
EST. PRIOR YEAR ADJ.	0	0	0	0	0
<b>FY95 EST INCREASES</b>	<b>\$7,450,448</b>	<b>\$8,692,189</b>	<b>\$9,933,931</b>	<b>\$11,175,672</b>	<b>\$12,417,414</b>

ALASKA DEPARTMENT OF EDUCATION  
 FY95 PROJECTED FOUNDATION ENTITLEMENTS IF UNIT VALUE IS ADJUSTED,  
 and PL81-874 FLOW THROUGH.

12/28/93 File:FND95PJ.XLS

This spreadsheet reflects the total FY95 foundation entitlements if the unit value of \$61,000 is increased by increments of \$1,000.

ADJUSTED UNIT VALUE >	\$62,000	\$63,000	\$64,000	\$65,000	\$66,000	\$67,000
ADAK	\$556,676	\$602,726	\$648,776	\$694,826	\$740,876	\$786,926
ALASKA GATEWAY	4,950,793	5,038,033	5,125,273	5,212,513	5,299,753	5,386,993
ALEUTIAN REGION	555,710	565,780	575,850	585,920	595,990	606,060
ALEUTIANS EAST	3,642,331	3,710,611	3,778,891	3,847,171	3,915,451	3,983,731
ANCHORAGE	199,316,238	203,196,868	207,077,498	210,958,128	214,838,758	218,719,388
ANNETTE ISLANDS	1,342,080	1,383,460	1,424,840	1,466,220	1,507,600	1,548,980
BERING STRAIT	14,977,581	15,286,241	15,594,901	15,903,561	16,212,221	16,520,881
BRISTOL BAY	1,594,419	1,634,879	1,675,339	1,715,799	1,756,259	1,796,719
CHATHAM	2,299,503	2,349,243	2,398,983	2,448,723	2,498,463	2,548,203
CHUGACH	1,718,569	1,748,719	1,778,869	1,809,019	1,839,169	1,869,319
COPPER RIVER	5,112,237	5,196,257	5,280,277	5,364,297	5,448,317	5,532,337
CORDOVA	2,587,373	2,640,653	2,693,933	2,747,213	2,800,493	2,853,773
CRAIG	2,187,106	2,226,366	2,265,626	2,304,886	2,344,146	2,383,406
DELTA/GREELY	5,292,289	5,395,049	5,497,809	5,600,569	5,703,329	5,806,089
DENALI	3,020,748	3,074,688	3,128,628	3,182,568	3,236,508	3,290,448
DILLINGHAM	3,286,217	3,352,037	3,417,857	3,483,677	3,549,497	3,615,317
FAIRBANKS	73,525,998	74,847,218	76,168,438	77,489,658	78,810,878	80,132,098
GALENA	1,437,313	1,463,593	1,489,873	1,516,153	1,542,433	1,568,713
HAINES	2,186,024	2,229,474	2,272,924	2,316,374	2,359,824	2,403,274
HOONAH	2,017,656	2,052,426	2,087,196	2,121,966	2,156,736	2,191,506
HYDABURG	1,030,695	1,047,895	1,065,095	1,082,295	1,099,495	1,116,695
IDITAROD	4,941,075	5,032,045	5,123,015	5,213,985	5,304,955	5,395,925
JUNEAU	23,017,337	23,490,317	23,963,297	24,436,277	24,909,257	25,382,237
KAKE	1,259,404	1,282,594	1,305,784	1,328,974	1,352,164	1,375,354
KASHUNAMIUT	1,944,137	1,980,767	2,017,397	2,054,027	2,090,657	2,127,287
KENAI	45,942,640	46,902,240	47,861,840	48,821,440	49,781,040	50,740,640
KETCHIKAN	9,941,015	10,163,025	10,385,035	10,607,045	10,829,055	11,051,065
KLAWOCK	1,487,671	1,515,051	1,542,431	1,569,811	1,597,191	1,624,571
KODIAK	14,547,800	14,831,790	15,115,780	15,399,770	15,683,760	15,967,750
KUSPUK	5,139,828	5,233,518	5,327,208	5,420,898	5,514,588	5,608,278
LAKE AND PENINSULA	6,829,511	6,948,711	7,067,911	7,187,111	7,306,311	7,425,511
LOWER KUSKOKWIM	30,712,328	31,296,998	31,881,668	32,466,338	33,051,008	33,635,678
LOWER YUKON	13,065,011	13,339,371	13,613,731	13,888,091	14,162,451	14,436,811
MAT-SU	56,460,655	57,502,925	58,545,195	59,587,465	60,629,735	61,672,005
NENANA	1,643,590	1,671,090	1,698,590	1,726,090	1,753,590	1,781,090
NOME	5,033,161	5,122,631	5,212,101	5,301,571	5,391,041	5,480,511
NORTH SLOPE	9,952,514	10,205,394	10,458,274	10,711,154	10,964,034	11,216,914
NORTHWEST ARCTIC	16,121,277	16,426,557	16,731,837	17,037,117	17,342,397	17,647,677
PELICAN	555,141	565,001	574,861	584,721	594,581	604,441
PETERSBURG	3,152,769	3,216,159	3,279,549	3,342,939	3,406,329	3,469,719
PRIBILOF	1,646,038	1,679,818	1,713,598	1,747,378	1,781,158	1,814,938
SITKA	6,591,199	6,734,179	6,877,159	7,020,139	7,163,119	7,306,099
SKAGWAY	837,406	856,696	875,986	895,276	914,566	933,856
SOUTHEAST	4,410,059	4,490,139	4,570,219	4,650,299	4,730,379	4,810,459
SOUTHWEST	6,018,310	6,136,280	6,254,250	6,372,220	6,490,190	6,608,160
ST MARY'S	1,253,608	1,275,148	1,296,688	1,318,228	1,339,768	1,361,308
TANANA	1,138,482	1,159,062	1,179,642	1,200,222	1,220,802	1,241,382
UNALASKA	2,003,221	2,050,791	2,098,361	2,145,931	2,193,501	2,241,071
VALDEZ	3,391,547	3,475,647	3,559,747	3,643,847	3,727,947	3,812,047
WRANGELL	2,584,104	2,634,384	2,684,664	2,734,944	2,785,224	2,835,504
YAKUTAT	1,242,376	1,264,236	1,286,096	1,307,956	1,329,816	1,351,676
YUKON FLATS	5,187,494	5,283,434	5,379,374	5,475,314	5,571,254	5,667,194
YUKON/KOYUKUK	6,931,199	7,062,409	7,193,619	7,324,829	7,456,039	7,587,249
YUPIIT	3,971,418	4,052,268	4,133,118	4,213,968	4,294,818	4,375,668
STATE CCS	3,658,837	3,717,851	3,776,864	3,835,878	3,894,891	3,953,905
MI. EDGEC'MBE	1,719,444	1,745,834	1,772,224	1,798,614	1,825,004	1,851,394
SUB - TOTALS	\$636,979,162	\$649,386,576	\$661,803,989	\$674,221,403	\$686,638,816	\$699,056,230
CCNTRACTUAL	3,886,260	3,886,260	3,886,260	3,886,260	3,886,260	3,886,260
EST PRIOR YEAR ADJ.	1,500,000	1,500,000	1,500,000	1,500,000	1,500,000	1,500,000
FY95 EST. INCREASES	\$642,355,422	\$654,772,836	\$667,190,249	\$679,607,663	\$692,025,076	\$704,442,490

ALASKA DEPARTMENT OF EDUCATION  
 FY95 PROJECTED FOUNDATION INCREASED ENTITLEMENTS IF UNIT VALUE IS ADJUSTED.

12/28/93 File:FND95PJ.XLS

This spreadsheet reflects the increased FY95 foundation entitlements if the unit value of \$61,000 is increased by increments of \$1,000.

UNIT VALUE INCREASES BY >	\$1 000	\$2,000	\$3,000	\$4 000	\$5,000	\$6,000
ADAK	\$46,050	\$92,100	\$138,150	\$184,200	\$230,250	\$276,300
ALASKA GATEWAY	87,240	174,480	261,720	348,960	436,200	523,440
ALEUTIAN REGION	10,070	20,140	30,210	40,280	50,350	60,420
ALEUTIANS EAST	68,280	136,560	204,840	273,120	341,400	409,680
ANCHORAGE	3,880,630	7,761,260	11,641,890	15,522,520	19,403,150	23,283,780
ANNETTE ISLANDS	41,380	82,760	124,140	165,520	206,900	248,280
BERING STRAIT	308,660	617,320	925,980	1,234,640	1,543,300	1,851,960
BRISTOL BAY	40,460	80,920	121,380	161,840	202,300	242,760
CHATHAM	49,740	99,480	149,220	198,960	248,700	298,440
CHUGACH	30,150	60,300	90,450	120,600	150,750	180,900
COPPER RIVER	84,020	168,040	252,060	336,080	420,100	504,120
CORDOVA	53,280	106,560	159,840	213,120	266,400	319,680
CRAIG	39,260	78,520	117,780	157,040	196,300	235,560
DELTA/GREELY	102,760	205,520	308,280	411,040	513,800	616,560
DENALI	53,940	107,880	161,820	215,760	269,700	323,640
DILLINGHAM	65,820	131,640	197,460	263,280	329,100	394,920
FAIRBANKS	1,321,220	2,642,440	3,963,660	5,284,880	6,606,100	7,927,320
GALENA	26,280	52,560	78,840	105,120	131,400	157,680
HAINES	43,450	86,900	130,350	173,800	217,250	260,700
HOONAH	34,770	69,540	104,310	139,080	173,850	208,620
HYDABURG	17,200	34,400	51,600	68,800	86,000	103,200
IDITAROD	90,970	181,940	272,910	363,880	454,850	545,820
JUNEAU	472,980	945,960	1,418,940	1,891,920	2,364,900	2,837,880
KAKE	23,190	46,380	69,570	92,760	115,950	139,140
KASHUNAMIUT	36,630	73,260	109,890	146,520	183,150	219,780
KENAI	959,600	1,919,200	2,878,800	3,838,400	4,798,000	5,757,600
KETCHIKAN	222,010	444,020	666,030	888,040	1,110,050	1,332,060
KLAWOCK	27,380	54,760	82,140	109,520	136,900	164,280
KODIAK	283,990	567,980	851,970	1,135,960	1,419,950	1,703,940
KUSPUK	93,690	187,380	281,070	374,760	468,450	562,140
LAKE AND PENINSULA	119,200	238,400	357,600	476,800	596,000	715,200
LOWER KUSKOKWIM	584,670	1,169,340	1,754,010	2,338,680	2,923,350	3,508,020
LOWER YUKON	274,360	548,720	823,080	1,097,440	1,371,800	1,646,160
MAT-SU	1,042,270	2,084,540	3,126,810	4,169,080	5,211,350	6,253,620
NENANA	27,500	55,000	82,500	110,000	137,500	165,000
NOME	89,470	178,940	268,410	357,880	447,350	536,820
NORTH SLOPE	252,880	505,760	758,640	1,011,520	1,264,400	1,517,280
NORTHWEST ARCTIC	305,280	610,560	915,840	1,221,120	1,526,400	1,831,680
PELICAN	9,860	19,720	29,580	39,440	49,300	59,160
PETERSBURG	63,390	126,780	190,170	253,560	316,950	380,340
PRIBILOF	33,780	67,560	101,340	135,120	168,900	202,680
SITKA	142,980	285,960	428,940	571,920	714,900	857,880
SKAGWAY	19,290	38,580	57,870	77,160	96,450	115,740
SOUTHEAST	80,080	160,160	240,240	320,320	400,400	480,480
SOUTHWEST	117,970	235,940	353,910	471,880	589,850	707,820
ST MARY'S	21,540	43,080	64,620	86,160	107,700	129,240
TANANA	20,580	41,160	61,740	82,320	102,900	123,480
UNALASKA	47,570	95,140	142,710	190,280	237,850	285,420
VALDEZ	84,100	168,200	252,300	336,400	420,500	504,600
WRANGELL	50,280	100,560	150,840	201,120	251,400	301,680
YAKUTAT	21,860	43,720	65,580	87,440	109,300	131,160
YUKON FLATS	95,940	191,880	287,820	383,760	479,700	575,640
YUKON/KOYUKUK	131,210	262,420	393,630	524,840	656,050	787,260
YUPIIT	80,850	161,700	242,550	323,400	404,250	485,100
STATE CCS	59,014	118,027	177,041	236,054	295,068	354,081
Mt. EDGE CUMBE	26,390	52,780	79,170	105,560	131,950	158,340
SUB - TOTALS	\$12,417,414	\$24,834,827	\$37,252,241	\$49,669,654	\$62,087,068	\$74,504,481
CONTRACTUAL	0	0	0	0	0	0
EST PRIOR YEAR ADJ	0	0	0	0	0	0
FY95 EST INCREASES	\$12,417,414	\$24,834,827	\$37,252,241	\$49,669,654	\$62,087,068	\$74,504,481

ALASKA DEPARTMENT OF EDUCATION  
 FY95 PROJECTED FOUNDATION ENTITLEMENTS IF UNIT VALUE IS ADJUSTED.  
 and PL81-874 FLOW THROUGH.

12/28/93 File:FND95PJ.XLS

This spreadsheet reflects the total FY95 foundation entitlements if the unit value of \$61,000 is increased by increments of \$500.

ADJUSTED UNIT VALUE >	\$62,000	\$62,500	\$63,000	\$63,500	\$64,000
ADAK	\$556,676	\$579,701	\$602,726	\$625,751	\$648,776
ALASKA GATEWAY	4,950,793	4,994,413	5,038,033	5,081,653	5,125,273
ALEUTIAN REGION	555,710	560,745	565,780	570,815	575,850
ALEUTIANS EAST	3,642,331	3,676,471	3,710,611	3,744,751	3,778,891
ANCHORAGE	199,316,238	201,255,553	203,196,868	205,137,183	207,077,498
ANNETTE ISLANDS	1,342,080	1,362,770	1,383,460	1,404,150	1,424,840
BERING STRAIT	14,977,581	15,131,911	15,286,241	15,440,571	15,594,901
BRISTOL BAY	1,594,419	1,614,649	1,634,879	1,655,109	1,675,339
CHATHAM	2,299,503	2,324,373	2,349,243	2,374,113	2,398,983
CHUGACH	1,718,569	1,733,644	1,748,719	1,763,794	1,778,869
COPPER RIVER	5,112,237	5,154,247	5,196,257	5,238,267	5,280,277
CORDOVA	2,587,373	2,614,013	2,640,653	2,667,293	2,693,933
CRAIG	2,187,106	2,206,736	2,226,366	2,245,996	2,265,626
DELTA/GREELY	5,292,289	5,343,669	5,395,049	5,446,429	5,497,809
DENALI	3,020,748	3,047,718	3,074,688	3,101,658	3,128,628
DILLINGHAM	3,286,217	3,319,127	3,352,037	3,384,947	3,417,857
FAIRBANKS	73,525,998	74,186,608	74,847,218	75,507,828	76,168,438
GALENA	1,437,313	1,450,453	1,463,593	1,476,733	1,489,873
HAINES	2,186,024	2,207,749	2,229,474	2,251,199	2,272,924
HOONAH	2,017,656	2,035,041	2,052,426	2,069,811	2,087,196
HYDABURG	1,030,695	1,039,295	1,047,895	1,056,495	1,065,095
IDITAROD	4,941,075	4,986,560	5,032,045	5,077,530	5,123,015
JUNEAU	23,017,337	23,253,827	23,490,317	23,726,807	23,963,297
KAKE	1,259,404	1,270,999	1,282,594	1,294,189	1,305,784
KASHUNAMIUT	1,944,137	1,962,452	1,980,767	1,999,082	2,017,397
KENAI	45,942,640	46,422,440	46,902,240	47,382,040	47,861,840
KETCHIKAN	9,941,015	10,052,020	10,163,025	10,274,030	10,385,035
KLAWOCK	1,487,671	1,501,361	1,515,051	1,528,741	1,542,431
KODIAK	14,547,800	14,689,795	14,831,790	14,973,785	15,115,780
KUSPUK	5,139,828	5,186,673	5,233,518	5,280,363	5,327,208
LAKE AND PENINSULA	6,829,511	6,889,111	6,948,711	7,008,311	7,067,911
LOWER KUSKOKWIM	30,712,328	31,004,663	31,296,998	31,589,333	31,881,668
LOWER YUKON	13,065,011	13,202,191	13,339,371	13,476,551	13,613,731
MAT-SU	56,460,655	56,981,790	57,502,925	58,024,060	58,545,195
NENANA	1,643,590	1,657,340	1,671,090	1,684,840	1,698,590
NOME	5,033,161	5,077,896	5,122,631	5,167,366	5,212,101
NORTH SLOPE	9,952,514	10,078,954	10,205,394	10,331,834	10,458,274
NORTHWEST ARCTIC	16,121,277	16,273,917	16,426,557	16,579,197	16,731,837
PELICAN	555,141	560,071	565,001	569,931	574,861
PETERSBURG	3,152,769	3,184,464	3,216,159	3,247,854	3,279,549
PRIBILOF	1,646,038	1,662,928	1,679,818	1,696,708	1,713,598
SITKA	6,591,199	6,662,689	6,734,179	6,805,669	6,877,159
SKAGWAY	837,406	847,051	856,696	866,341	875,986
SOUTHEAST	4,410,059	4,450,099	4,490,139	4,530,179	4,570,219
SOUTHWEST	6,018,310	6,077,295	6,136,280	6,195,265	6,254,250
ST. MARY'S	1,253,608	1,264,378	1,275,148	1,285,918	1,296,688
TANANA	1,138,482	1,148,772	1,159,062	1,169,352	1,179,642
UNALASKA	2,003,221	2,027,006	2,050,791	2,074,576	2,098,361
VALDEZ	3,391,547	3,433,597	3,475,647	3,517,697	3,559,747
WRANGELL	2,584,104	2,609,244	2,634,384	2,659,524	2,684,664
YAKUTAT	1,242,376	1,253,306	1,264,236	1,275,166	1,286,096
YUKON FLATS	5,187,494	5,235,464	5,283,434	5,331,404	5,379,374
YUKON/KOYUKUK	6,931,199	6,996,804	7,062,409	7,128,014	7,193,619
YUPIIT	3,971,418	4,011,843	4,052,268	4,092,693	4,133,118
STATE CCS	3,658,837	3,688,344	3,717,851	3,747,357	3,776,864
MI. EDGE CUMBE	1,719,444	1,732,639	1,745,834	1,759,029	1,772,224
SUB - TOTALS	\$636,969,162	\$643,177,869	\$649,386,576	\$655,595,282	\$661,803,989
CONTRACTUAL	3,886,260	3,886,260	3,886,260	3,886,260	3,886,260
EST. PRIOR YEAR ADJ	1,500,000	1,500,000	1,500,000	1,500,000	1,500,000
FY95 EST. INCREASES	\$642,355,422	\$648,564,129	\$654,772,836	\$660,981,542	\$667,190,249

ALASKA DEPARTMENT OF EDUCATION  
 FY95 PROJECTED FOUNDATION INCREASED ENTITLEMENTS IF UNIT VALUE IS ADJUSTED.

12/28/93 File.FND95PJ.XLS

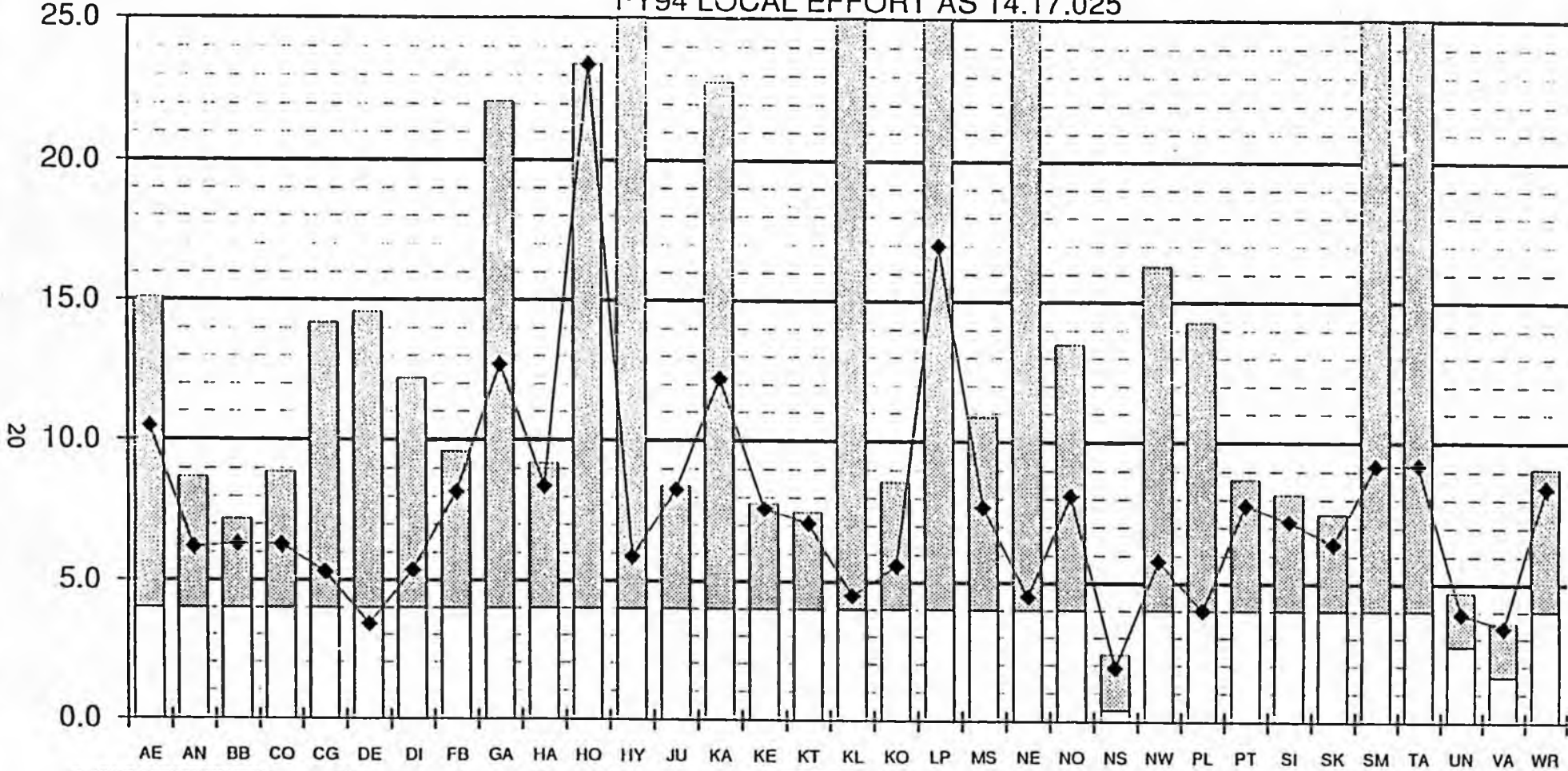
This spreadsheet reflects the increased FY95 foundation entitlements if the unit value of \$61,000 is increased by increments of \$500.

UNIT VALUE INCREASES BY >	\$1,000	\$1,500	\$2,000	\$2,500	\$3,000
ADAK	\$46,050	\$69,075	\$92,100	\$115,125	\$138,150
ALASKA GATEWAY	87,240	130,860	174,480	218,100	261,720
ALEUTIAN REGION	10,070	15,105	20,140	25,175	30,210
ALEUTIANS EAST	68,280	102,420	136,560	170,700	204,840
ANCHORAGE	3,880,630	5,820,945	7,761,260	9,701,575	11,641,890
ANNETTE ISLANDS	41,380	62,070	82,760	103,450	124,140
BERING STRAIT	308,660	462,990	617,320	771,650	925,980
BRISTOL BAY	40,460	60,690	80,920	101,150	121,380
CHATHAM	49,740	74,610	99,480	124,350	149,220
CHUGACH	30,150	45,225	60,300	75,375	90,450
COPPER RIVER	84,020	126,030	168,040	210,050	252,060
CORDOVA	53,280	79,920	106,560	133,200	159,840
CRAIG	39,260	58,890	78,520	98,150	117,780
DELTA/GREELY	102,760	154,140	205,520	256,900	308,280
DENALI	53,940	80,910	107,880	134,850	161,820
DILLINGHAM	65,820	98,730	131,640	164,550	197,460
FAIRBANKS	1,321,220	1,981,830	2,642,440	3,303,050	3,963,660
GALENA	26,280	39,420	52,560	65,700	78,840
HAINES	43,450	65,175	86,900	108,625	130,350
HOONAH	34,770	52,155	69,540	86,925	104,310
HYDABURG	17,200	25,800	34,400	43,000	51,600
IDITAROD	90,970	136,455	181,940	227,425	272,910
JUNEAU	472,980	709,470	945,960	1,182,450	1,418,940
KAKE	23,130	34,785	46,380	57,975	69,570
KASHUNAMIUT	36,630	54,945	73,260	91,575	109,890
KENA	959,600	1,439,400	1,919,200	2,399,000	2,878,800
KETCHIKAN	222,010	333,015	444,020	555,025	666,030
KLAWOCK	27,380	41,070	54,760	68,450	82,140
KODIAK	283,990	425,985	567,980	709,975	851,970
KUSPUK	93,690	140,535	187,380	234,225	281,070
LAKE AND PENINSULA	119,200	178,800	238,400	298,000	357,600
LOWER KUSKOKWIM	584,670	877,005	1,169,340	1,461,675	1,754,010
LOWER YUKON	274,360	411,540	548,720	685,900	823,080
MAT-SU	1,042,270	1,563,405	2,084,540	2,605,675	3,126,810
NENANA	27,500	41,250	55,000	68,750	82,500
NOME	89,470	134,205	178,940	223,675	268,410
NORTH SLOPE	252,880	379,320	505,760	632,200	758,640
NORTHWEST ARCTIC	305,280	457,920	610,560	763,200	915,840
PELICAN	9,860	14,790	19,720	24,650	29,580
PETERSBURG	63,390	95,085	126,780	158,475	190,170
PRIBILOF	33,780	50,670	67,560	84,450	101,340
SITKA	142,980	214,470	285,960	357,450	428,940
SKAGWAY	19,290	28,935	38,580	48,225	57,870
SOUTHEAST	80,080	120,120	160,160	200,200	240,240
SOUTHWEST	117,970	176,955	235,940	294,925	353,910
ST. MARY'S	21,540	32,310	43,080	53,850	64,620
TANANA	20,580	30,870	41,160	51,450	61,740
UNALASKA	47,570	71,355	95,140	118,925	142,710
VALDEZ	84,100	126,150	168,200	210,250	252,300
WRANGELL	50,280	75,420	100,560	125,700	150,840
YAKUTAT	21,860	32,790	43,720	54,650	65,580
YUKON FLATS	95,940	143,910	191,880	239,850	287,820
YUKONKOYUKUK	131,210	196,815	262,420	328,025	393,630
YUPIIT	80,850	121,275	161,700	202,125	242,550
STATE CCS	-9,014	88,520	118,027	147,534	177,041
MI. EDGE/CUMDE	25,390	39,585	52,780	65,975	79,170
<b>SUB - TOTALS</b>	<b>\$12,417,414</b>	<b>\$18,626,120</b>	<b>\$24,834,827</b>	<b>\$31,043,534</b>	<b>\$37,252,241</b>
CONTRACTUAL	0	0	0	0	0
EST PRIOR YEAR ADJ.	0	0	0	0	0
<b>FY95 EST INCREASES</b>	<b>\$12,417,414</b>	<b>\$18,626,120</b>	<b>\$24,834,827</b>	<b>\$31,043,534</b>	<b>\$37,252,241</b>

# MILL EQUIVALENT OF TAX EFFORT

FY94 LOCAL EFFORT AS 14.17.025

MILL EQUIVALENT



MINIMUM required local effort
  ALLOWABLE EXCESS 23% of Basic Need
  ◆ LOCAL CONTRIBUTION FY94 Budgeted Revenue AS 14.17.250(7)

THIS CHART HAS BEEN LIMITED TO 25 MILLS.

ALASKA DEPARTMENT OF EDUCATION  
FY94 FOUNDATION PROGRAM AS 14.17.025

/1

Abbreviations for chart on page 1.

		( 1992 Value )	ALLOWABLE	AS 14.17.250(7)	1992 FULL VALUE	FY94	ALLOWABLE	TOTAL	AS 14.17.250(7)
		REQUIRED	EXCESS	BUDGETED	DETERMINATION	REQUIRED	EXCESS	ALLOWABLE	BUDGETED
		MILL EQUIV.	MILL EQUIV.	MILL EQUIV.	BY C&RA	LOCAL		LOCAL	LOCAL
ALEUTIANS EAST	= AE	4.0	11.1	10.5	\$86,859,000	\$347,436	\$961,476	\$1,308,912	\$914,731
ANCHORAGE	= AN	4.0	4.7	6.2	11,256,384,640	45,025,539	52,859,428	97,884,967	69,545,000
BRISTOL BAY	= BB	4.0	3.2	6.3	173,673,500	694,694	562,884	1,257,578	1,093,726
CORDOVA	= CO	4.0	4.9	6.3	151,877,040	607,508	739,521	1,347,029	964,000
CRAIG	= CG	4.0	10.2	5.3	50,954,200	203,817	520,373	723,549	271,618
DENALI	= DE	4.0	10.6	3.4	72,572,400	290,290	770,528	1,060,818	249,756
DILLINGHAM	= DI	4.0	8.2	5.4	121,235,100	484,940	992,762	1,477,703	655,500
FAIRBANKS	= FB	4.0	5.6	8.2	3,256,294,590	13,025,178	18,311,956	31,337,134	26,745,000
GALENA	= GA	4.0	18.1	12.7	19,965,100	79,860	360,711	440,571	253,573
HAINES	= HA	4.0	5.2	8.4	122,749,700	490,999	636,962	1,127,961	1,033,000
HOONAH	= HO	4.0	19.4	23.4	22,813,100	91,252	443,208	534,460	534,460
HYDABURG	= HY	4.0	21.0	5.9	5,736,300	22,945	251,277	274,222	34,000
JUNEAU	= JU	4.0	4.4	8.3	1,566,985,160	6,267,941	6,916,790	13,184,731	13,046,000
KAKE	= KA	4.0	18.8	12.2	16,951,200	67,805	318,902	386,707	207,453
KENAI	= KE	4.0	3.8	7.6	3,465,369,120	13,861,476	13,108,369	26,969,845	26,395,416
KETCHIKAN	= KT	4.0	3.5	7.1	933,887,400	3,735,550	3,259,730	6,995,280	6,669,993
KLAWOCK	= KL	4.0	21.0	4.5	14,793,800	59,175	357,344	416,519	67,000
KODIAK	= KO	4.0	4.6	5.6	829,302,700	3,317,211	3,833,136	7,150,347	4,647,120
KAKE AND PENINSULA	= LP	4.0	21.0	17.0	68,423,800	273,695	1,526,464	1,800,159	1,166,195
MAT-SU	= MS	4.0	6.9	7.7	2,020,623,780	8,082,495	13,844,383	21,926,878	15,652,925
NENANA	= NE	4.0	21.0	4.5	15,112,200	60,449	382,458	442,907	67,449
NOME	= NO	4.0	9.5	8.1	126,631,300	506,525	1,205,598	1,712,123	1,025,149
NORTH SLOPE /2	= NS	0.4	2.0	1.9	12,537,472,080	4,883,599	25,074,944	29,958,543	23,458,705
NORTHWEST ARCTIC	= NW	4.0	12.3	5.8	326,931,100	1,307,724	4,028,995	5,336,719	1,904,920
PELICAN	= PL	4.0	10.3	4.0	13,922,600	55,690	143,948	199,638	55,690
PETERSBURG	= PT	4.0	4.7	7.8	186,577,700	746,311	871,123	1,617,434	1,449,406
SITKA	= SI	4.0	4.2	7.2	517,476,500	2,069,906	2,166,793	4,236,699	3,729,524
SKAGWAY	= SK	4.0	3.5	6.4	76,393,200	305,573	266,710	572,283	491,073
ST. MARY'S	= SM	4.0	21.0	9.2	4,459,300	17,837	337,422	355,259	40,837
TANANA	= TA	4.0	21.0	9.2	11,245,600	44,982	304,591	349,573	103,000
UNALASKA /2	= UN	2.7	2.0	3.9	331,802,860	881,542	663,606	1,545,148	1,309,746
VALDEZ /2	= VA	1.6	2.0	3.4	1,146,257,830	1,799,592	2,292,516	4,092,108	3,845,970
WRANGELL	= WR	4.0	5.1	8.4	132,997,300	531,989	674,703	1,206,692	1,120,168
YAKUTAT	= YA	4.0	14.5	12.1	19,957,200	79,829	288,597	368,426	241,484
TOTALS			Average contribution in mills >	7.8	\$39,704,698,400	\$110,321,354	\$159,278,209	\$269,598,922	\$208,989,587

/1 Can not exceed the total allowable local.

/2 Required local effort is limited to 35% of Basic Need of the preceeding year. Allowable excess is 2 mills.



# Alaska State Legislature

Please enter into the record my testimony to the House HESS  
 committee name  
 committee of CS HB 361 work draft (HESS), dated 2-14-91  
 bill/subject

As a minimum we should increase the foundation formula a minimum of 5% in an effort to keep from losing additional ground and resulting in a negative impact on students.

In our district (REAA #15) a majority of teacher supplement their classrooms in \$ figures in the 100's + even 1,000's of dollars.

Our administration has increased dramatically ~~\$~~ over the last several years in both numbers & \$ paid to those individuals.

We have engaged in massive remodeling of central & building offices while ignoring the learning stations occupied by students & teachers.

Admin salaries & fringes keep growing while supplies for classrooms as well as teacher salaries are frozen or going up @ a level much less than inflation. Please

stand up and support the reality that we must fund the education of our future leaders.

Signed: *E. Foster*  
 Testifier

SELF

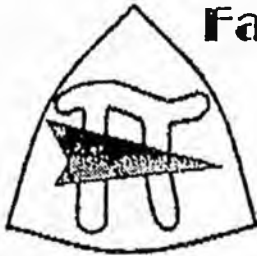
Representing (Optional)

BOX 671 DELTA JCT AK 99737

Address

869-3105

Phone No.



## Fairbanks Education Association

2118 S CUSHMAN STREET  
FAIRBANKS, ALASKA 99701  
(907) 456-4435

Friday, February 11, 1994

Dear Representative Cynthia Toohey,

I want to talk about two bills today and had planned on coming to this afternoon's teleconference, however, I have a severe sore throat and talking is becoming more difficult as the minutes pass. The importance of these two bills require me to comment regardless of how I feel physically.

First, CSHB 84, with regards to tenure. My biggest concern is that this idea of lengthening tenure is not for the purpose intended, which is to guarantee quality employees, but rather to increase the time that districts have to lay off non-tenured teachers for financial purposes. We have had in this state more than one district that did not handle their finances in a fiscally sound manner. With a two-year tenure process, districts have to pay close attention to their evaluation process to ensure they have quality teachers. Proper evaluation is one of the keys to quality teachers. Districts have complete control over evaluation.

Second, is HB 361, which appropriates sufficient funding for a \$61,000 instructional unit and fully funds transportation. I urge you to support this bill to allow districts to maintain funding as new students arrive. Teaching is a tougher job than most think. Federal, state, and local mandates continue to add to the already long list, more responsibilities to teachers without giving them adequate time to plan. When funding decreases and student population increases, student class sizes increase. With increase in class size, each individual student gets less individual help. If all students came in equally cared for maybe that wouldn't be a problem. Unfortunately, that's not the case. Students coming in to our classrooms are bringing with them an increasing number of problems. When funding decreases, solving those problems becomes more of a process of determining priorities. All students deserve equal attention and supporting this bill will begin to help alleviate the load.

I appreciate your attention to this matter and taking the time to read this letter.

Sincerely,  
  
Alexander McFarlane

# HOUSE COMMITTEE REPORT

(9)

Date Referred: January 11, 1994

FURTHER REFERRALS:

Finance

Date of Committee Action: 3/1/94

The HEALTH, EDUCATION AND SOCIAL SERVICES Committee considered:

HB 361

HOUSE BILL NO. 361

APPROP: EDUCATION FUNDING

"An Act making an appropriation to the Department of Education for support of kindergarten, primary, and secondary education and community schools programs; and providing for an effective date."

RECOMMENDATIONS: [ ] the same title

be replaced with \_\_\_\_\_ [ ] a new title

[ ] have attached amendments(s)

[ ] do pass

[ ] do not pass

[X] no recommendations

[ ] individual recommendations

[ ] additional referral to the \_\_\_\_\_ Committee

ADOPTS: \_\_\_\_\_ letter of Intent

ATTACHES NEW FISCAL NOTE(S): (Dept)

APPROVES PREVIOUS: (Dept/Date)

[ ] fiscal impact \_\_\_\_\_

[ ] fiscal note(s) \_\_\_\_\_

[ ] zero fiscal note \_\_\_\_\_

[ ] zero fiscal note(s) \_\_\_\_\_

SIGNING <u>DO</u> PASS	DP	OTHER RECOMMENDATIONS	DNP	NR	AM
		<i>[Signature]</i>		X	
		<i>[Signature]</i>		X	
		<i>Car Bunde</i>		X	
		<i>Harley Allberg</i>		✓	
		<i>[Signature]</i>		✓	
		<i>[Signature]</i>	X		✓
		<i>[Signature]</i>		X	

*Car Bunde*  
 \_\_\_\_\_  
 CHAIRMAN'S SIGNATURE

# ALEUTIANS EAST BOROUGH

## School District

P.O. Box 429  
Sand Point, Alaska 99661-0429

March 18, 1994

Phone: (907) 383-5222  
FAX: (907) 383-3496

The Honorable Ron Larson, Co Chair  
The Honorable Eileen Paniago MacLean, Co Chair  
and Finance Committee Members  
House Finance Committee  
Room 519, Capitol  
Juneau, Alaska 99801

FAX 465-2278

re: CSHB361

### Greetings:

The Aleutians East teachers and instructional aides, the Aleutians East Education Association, the AEBSD School Board, and the district's school administrators applaud your recent change to HB361 to fully fund the foundation unit value at \$61,000. We urge you to pass the bill with at least a \$61,000 unit.

We want to emphasize that a fixed unit value has the effect of annual cuts to education services. By absorbing cost increases in airfare, materials, utilities, rents, and holding a reasonable line on salaries, the AEBSD has just been able to sustain student services using steady, annual, staff and program reductions. It can't continue indefinitely.

In the past two years we have reduced staff at our six schools by eight (8) teaching positions (from 43 to 35) and reduced our district office by five (5) positions (from 9 to 4) virtually eliminating all program support functions - grant writing, staff development, infant learning, special education director, director of education technology, and statistical clerk. All of these functions have been delegated to teachers, contracted with consultants, or assumed by the superintendent.

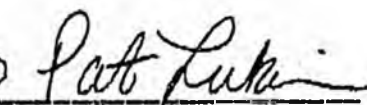
From 1987 to 1993 the changes involved with absorbing inflation have been uncomfortable politically, and have deleted many enrichment programs and options. We all agree, parents, teachers, boards, and administrators, that from now on, absorbing subsequent inflation is going to impact kids directly by cutting into essential basic programs. People are going to start questioning if we are truly operating a system of public schools open to all, anymore.

The AEBSD has gone on record in support of an income tax or any other revenue enhancement that would provide the resources to sustain education at least at a level at which Alaska 2000 type ideals can even be minimally addressed. We believe it is the legislature's responsibility not just to spend, but also to raise, public funds for constitutionally required public services such as K-12 Education. The kids of Aleutians East and their peers across the state find their future in your hands. So, you have our joint support in your efforts to fully fund, or increase, the foundation unit value.


Respectfully :



Susan Osterback  
School Board  
Chair Person



Pat Lukin  
President Aleutians  
East Education Association



Tom Ryan  
Superintendent

### SERVING

**AKUTAN**  
Box 36  
Akutan, AK 99853  
(907) 698-2205

**COLD BAY**  
Box 128  
Cold Bay, AK 99571  
(907) 532-2409

**FALSE PASS**  
Box 30  
False Pass, AK 99583  
(907) 548-2224

**KING COVE**  
Box 6  
King Cove, AK 99612  
(907) 497-2354

**NELSON LAGOON**  
Box 19  
Nelson Lagoon, AK 99571-8998  
(907) 989-2225

**SAND POINT**  
Box 269  
Sand Point, AK 99661  
(907) 383-2393