

HB

135

HFIN

FILE

Supplemental/Special/Reappropriations
House and Senate Compared

WD J HB135 SEC. #	AGENCY	PROGRAM/PURPOSE	HOUSE				SENATE			GF H v S DIFF
			TOTAL GF	OTHER FUNDS	TOTAL FUNDS	TOTAL GF	OTHER FUNDS	TOTAL FUNDS		
N/A	Governor	ANWR: grant to Arctic Power, reapprop not to exceed \$250.0	0.0		0.0	0.0		0.0	0.0	
N/A	Governor	ANWR - extend lapse	0.0		0.0	0.0		0.0	0.0	
N/A	Governor	Elections: operating costs	0.0		0.0	175.0		175.0	-175.0	
1	Administration	Longevity Bonus Payments	1,980.7		1,980.7	1,980.7		1,980.7	0.0	
2	Administration	Public Defender: increased operating costs	383.0		383.0	300.0		300.0	83.0	
3	Administration	RATNet: operating costs	200.0		200.0	138.4		138.4	61.6	
4	Administration	Personnel Board: increased operating costs	131.0		131.0	49.0		49.0	82.0	
5	Administration	Office of Public Advocacy: increased caseload	616.4		616.4	500.0		500.0	116.4	
6	Administration	EPORS: increased health insurance premiums/recipients	30.4		30.4	30.4		30.4	0.0	
7	Administration	Leasing Program: additional lease costs	642.9		642.9	642.9		642.9	0.0	
8	Law	Prosecution: increased costs	400.0		400.0	400.0		400.0	0.0	
9	Law	Oil and Gas Litigation	6,600.0	2,200.0	8,800.0	6,600.0	2,200.0	8,800.0	0.0	
10	Law	FCC/APUC joint proceedings: telecomm outside counsel	280.0		280.0	280.0		280.0	0.0	
11	Law	Subsistence law implementation	35.0		35.0	35.0		35.0	0.0	
12	Law	Judgments/claims	1,133.6		1,133.6	309.8		309.8	823.8	
13	Law	New regulations attorney	28.1		28.1	28.1		28.1	0.0	
N/A	Law	Court ordered costs for plaintiffs: Weiss v. State	0.0		0.0	284.5		284.5	-284.5	
14	Revenue	Revenue Operations: increased audit activities	325.0		325.0	225.0		225.0	100.0	
15	Education	Foundation Program: increased student enrollment	4,101.7		4,101.7	4,101.7		4,101.7	0.0	
16	Education	Postsecondary Education/WAMI: operating costs	98.5		98.5	98.5		98.5	0.0	
17	Education	Ratification/amendment prior year expenditures	0.0		0.0	0.0		0.0	0.0	
18	Health/Social Services	AFDC: COLA/caseload increases	4,203.5	4,203.5	8,407.0	4,203.5	4,203.5	8,407.0	0.0	
19	Health/Social Services	Adult Public Assistance: COLA/caseload increases	1,671.1		1,671.1	1,671.1		1,671.1	0.0	
20	Health/Social Services	Medicaid-Facilities	-4,719.2		-4,719.2	-4,719.2		-4,719.2	0.0	
21	Health/Social Services	Public Assistance Eligibility Determ: caseload increases	224.3	41.0	265.3	224.3	41.0	265.3	0.0	
22	Health/Social Services	AK Work Programs: child care costs/JOBS caseload	195.0	195.0	390.0	195.0	195.0	390.0	0.0	
23	Health/Social Services	Public Assistance Data Processing: increased costs	174.0	174.0	348.0			0.0	174.0	
24	Health/Social Services	Medical Assistance Claims Processing: increased costs	187.5	562.5	750.0	187.5	562.5	750.0	0.0	

Supplemental/Special/Reappropriations
House and Senate Compared

WD J HB135 SEC. #	AGENCY	PROGRAM/PURPOSE	HOUSE		SENATE		GF H v S DIFF		
			TOTAL GF	OTHER FUNDS	TOTAL FUNDS	TOTAL GF		OTHER FUNDS	TOTAL FUNDS
25	Health/Social Services	Foster Care Prog: care provider payments/subsidized adoptions	1,100.0		1,100.0	600.0	600.0	500.0	
26	Health/Social Services	McLaughlin Youth Center: expanded facility operations	110.0		110.0	97.5	97.5	12.5	
27	Health/Social Services	Post Mortem Exams: increased court-ordered autopsies	200.0		200.0	229.6	229.6	-29.6	
28	Health/Social Services	Bloodborne Pathogen Prog: implementation/violation citations	145.3		145.3	0.0	0.0	145.3	
29	Health/Social Services	Fairbanks Youth Facility: operating costs	60.0		60.0	60.0	60.0	0.0	
N/A	Health/Social Services	Family and Youth Services Northern Region	0.0		0.0	-157.5	-157.5	157.5	
30	Commerce/Economic Dev	ASMI: overseas marketing federal grant matching funds	196.3		196.3	196.3	196.3	0.0	
31	Commerce/Economic Dev	ASMI - extend lapse date	0.0		0.0	0.0	0.0	0.0	
N/A	Commerce/Economic Dev	Northern Forum - language change	0.0		0.0	0.0	0.0	0.0	
32	Military/Veterans' Affairs	Veteran's Death Gratuity: additional costs	90.0		90.0	0.0	0.0	90.0	
33	Natural Resources	Fire Suppression	6,000.0		6,000.0	6,000.0	6,000.0	0.0	
34	Natural Resources	State land selection activities	641.0		641.0	391.0	391.0	250.0	
35	Natural Resources	Challenge Alaska Grants - language change	0.0		0.0	0.0	0.0	0.0	
36	Fish/Game	Boards: subsistence law implementation	492.0		492.0	292.2	292.2	199.8	
37	Fish/Game	Subsistence: subsistence law implementation	8.0		8.0	8.0	8.0	0.0	
38	Fish/Game	Administration: king salmon tag vendor compensation	84.3		84.3	84.3	84.3	0.0	
39	Fish/Game	Ratification/amendment prior year expenditures	0.0		0.0	0.0	0.0	0.0	
40	Fish/Game	Offset unrealized federal rcpts: sport fish access acquisition	0.0	134.7	134.7	0.0	0.0	0.0	
41	Public Safety	Contract Jails: increased operating costs	690.4		690.4	500.0	500.0	190.4	
42	Public Safety	Criminal Records/ID: reduce backlogs	90.6		90.6	0.0	0.0	90.6	
43	Public Safety	Bloodborne Pathogens: OSHA compliance costs	126.7		126.7	0.0	0.0	126.7	
44	Public Safety	Prisoner Transportation: increased transport costs	125.0		125.0	0.0	0.0	125.0	
45	Public Safety	GGU civilian employee arbitration settlement	101.4		101.4	101.4	101.4	0.0	
46	Public Safety	Civil Air Patrol: aircraft maintenance/operations costs	125.0		125.0	100.0	100.0	25.0	
47	Transportation/PF	Arbitrator's decision: on-site construction engineers' overtime	0.0	539.6	539.6	0.0	539.6	539.6	0.0
48	Transportation/PF	Dalton Hwy/Aviation: snow removal, ice control, maintenance	1,222.9		1,222.9	1,222.9	1,222.9	0.0	
49	Transportation/PF	Ratification of prior year supply/inventory asset accounts	0.0		0.0	0.0	0.0	0.0	
50	Transportation/PF	All regions Hwys & Aviation - extend lapse dates	0.0		0.0	0.0	0.0	0.0	

Supplemental/Special/Reappropriations
House and Senate Compared

			HOUSE		SENATE				
WD J			TOTAL	OTHER	TOTAL	TOTAL	OTHER	TOTAL	GF
HB135			GF	FUNDS	FUNDS	GF	FUNDS	FUNDS	H v S
SEC. #	AGENCY	PROGRAM/PURPOSE	GF	FUNDS	FUNDS	GF	FUNDS	FUNDS	DIFF
N/A	Transportation/PF	Uncollectible airport landing/leasing revenues; legal costs	0.0		0.0	720.0		720.0	-720.0
51	Environmental Cons	Seafood/Sanitation: maintain essential services	351.2		351.2	351.2		351.2	0.0
52	Environmental Cons	Paralytic shellfish poison inspections/support activities	109.9		109.9	109.9		109.9	0.0
53	Environmental Cons	Water Quality Standards Advisory Group costs	41.4		41.4	41.4		41.4	0.0
N/A	Environmental Cons	Klawock Sewage Treatment Upgrade-language change	0.0		0.0	0.0		0.0	0.0
54	Community/Regional Aff	City and Borough of Yakutat: organizational grant	300.0		300.0	300.0		300.0	0.0
55	Community/Regional Aff	Rev Sharing: underpmt Mat-Su/Palmer fire service areas	25.6		25.6	25.6		25.6	0.0
56	Community/Regional Aff	JTPA: reimburse federal govt for disallowed grant	48.5		48.5	0.0		0.0	48.5
N/A	Community/Regional Aff	Rural Development Grants - extend lapse dates	0.0		0.0	0.0		0.0	0.0
57	Corrections	Administration and Support: operating costs	66.5		66.5	0.0		0.0	66.5
57	Corrections	Statewide Operations: operating costs	6,812.9		6,812.9	4,700.0		4,700.0	2,112.9
58	University	Additional snow removal costs	375.0		375.0	275.0		275.0	100.0
N/A	University	Dix et al v. University settlement agreement/legal costs	0.0		0.0	1,150.0		1,150.0	-1,150.0
59	Alaska Court System	Relieve workload Weiss v. State (mental health trust)	19.9		19.9	19.9		19.9	0.0
60	Administration	Miscellaneous claims/stale-dated warrants	181.1		181.1	181.1		181.1	0.0
60	Health/Social Services	Miscellaneous claims/stale-dated warrants	112.9		112.9	112.9		112.9	0.0
60	Labor	Miscellaneous claims/stale-dated warrants	0.1		0.1	0.1		0.1	0.0
60	Public Safety	Miscellaneous claims/stale-dated warrants	0.1		0.1	0.1		0.1	0.0
60	Corrections	Miscellaneous claims/stale-dated warrants	4.0		4.0	4.0		4.0	0.0
60	Military/Veterans' Affairs	Miscellaneous claims/stale-dated warrants	0.2		0.2	1.4		1.4	-1.2
60	Transportation/PF	Miscellaneous claims/stale-dated warrants	55.9		55.9	55.9		55.9	0.0
60	Fish/Game	Miscellaneous claims/stale-dated warrants	1.9		1.9	1.9		1.9	0.0
	TOTAL		39,038.3	8,050.3	47,088.6	35,717.1	7,741.6	43,458.7	3,321.2

FISCAL NOTE

STATE OF ALASKA
1994 LEGISLATIVE SESSION

BILL NO: CSHB 135(FIN)

Revision Date: _____ Dept. Affected: Public Safety
 Title: State Agency Fees & Collections BRU: Fire Prevention
 Component: Fire Prevention Operations
 Sponsor: RLS by Request
 Requestor: (H) Finance COMPONENT SERIAL NO. 494

EXPENDITURES/REVENUES: (Thousands of Dollars) (inflation not included)

OPERATING	FY 95	FY 96	FY 97	FY 98	FY 99	FY 00
PERSONAL SERVICES						
TRAVEL						
CONTRACTUAL						
SUPPLIES						
EQUIPMENT						
LAND & STRUCTURES						
GRANTS, CLAIMS						
MISCELLANEOUS						
TOTAL OPERATING	0	0	0	0	0	0
CAPITAL EXPENDITURES						
CHANGE IN REVENUES ()	*	35.6	74.2	74.2	74.2	74.2
<small>Revenue Code</small>						

FUNDING: (Thousands of Dollars)

1002 Federal Receipts						
1003 GF Match						
1004 GF						
1005 GF/Program Receipts						
1006 GF/MHTIA						
Other						
TOTAL	0	0	0	0	0	0


Estimate of current year (FY 94) impact: \$ _____

POSITIONS:

FULL-TIME						
PART-TIME						
TEMPORARY						

ANALYSIS:

* This change would allow the Division of Fire Prevention to charge a fee for the permits the Division issues. The fees proposed are based on the average charged by other states with similar permit programs. The increased revenue would go into the general fund in the form of program receipts that could be used to support the Division's programs. There will be little or no change in FY 95 because regulations will have to be changed to implement the fees.

Prepared By: Jack McGary Phone: 269-5491
 Division: Fire Prevention Date: 04/14/94
 Approved by Commissioner:  Date: 04/14/94
 Agency: Richard J. Burton, Dept. of Public Safety

PREPARER TO PROVIDE ALL DISTRIBUTION COPIES TO GOVERNOR'S LEGISLATIVE OFFICE

For further distribution information call the Governor's Legislative Office

FY 1996

Fire Extinguishers

Class I	150 @	\$ 75	\$11,250
Class II	70 @	150	10,500
Class III	33 @	225	7,425
			<u>\$29,175</u>

Fire Works

Pyrotechnic Operator Permit	10 @	350	3,500
Fire Works Display Permit	30 @	100	3,000
			<u>\$ 6,500</u>

TOTAL \$35,675

FY 97, FY 98, FY 99, FY 00

Fire Extinguishers

Class I	150 @	\$ 75	\$11,250
Class II	70 @	150	10,500
Class III	33 @	225	7,425
			<u>\$29,175</u>

Fire Works

Pyrotechnic Operator Permit	10 @	350	3,500
Fire Works Display Permit	30 @	100	3,000
			<u>\$ 6,500</u>

Fire Systems

Class IA	20 @	\$100	\$ 2,000
Class IB	50 @	150	7,500
Class IC	25 @	200	5,000
Class IIA	40 @	200	8,000
Class IIB	15 @	400	6,000
Class IIIA	20 @	200	4,000
Class IIIB	15 @	400	6,000
			<u>\$38,500</u>

TOTAL \$74,175

STATE OF ALASKA
1994 LEGISLATIVE SESSION

FISCAL NOTE

BILL NO.: CSHB 135(FIN)

Revision Date:	_____	Dept. Affected:	Corrections
Title:	Re. fees by state agencies	BRU:	All
Sponsor:	H Rules	Component:	All
Requestor:	HL FIN	Component Serial #:	694-1884

Expenditures/Revenues (Thousands of Dollars)

OPERATING EXP.	FY95	FY96	FY97	FY98	FY99	FY00
PERSONAL SERVICES						
TRAVEL						
CONTRACTUAL						
SUPPLIES						
EQUIPMENT						
LAND & STRUCTURES						
GRANTS, CLAIMS						
MISCELLANEOUS						
TOTAL OPERATING	0.0	0.0	0.0	0.0	0.0	0.0

CAPITAL EXP	0.0	0.0	0.0	0.0	0.0	0.0
-------------	-----	-----	-----	-----	-----	-----

CHANGES IN REVENUES	0.0	0.0	0.0	0.0	0.0	0.0
---------------------	-----	-----	-----	-----	-----	-----

FUND SOURCE

1002 Federal Receipts						
1003 GF Match						
1004 GF	0.0	0.0	0.0	0.0	0.0	0.0
1005 GF/Program Receipts						
1006 GF/MHTIA						
Other						
TOTAL	0.0	0.0	0.0	0.0	0.0	0.0

Estimate of any current year (FY94) cost \$ 0.0

POSITIONS

FULL-TIME	0	0	0	0	0	0
PART-TIME	0	0	0	0	0	0
TEMPORARY	0	0	0	0	0	0

ANALYSIS:

Prepared by: Diane Schenker, Special Assistant
 Division: Office of the Commissioner
 Approved by: J. Frank Prewitt, Jr., Commissioner
 Agency: Department of Corrections

Phone: 465-4643/786-2147
 Date: 4/14/94
 Date: 4/14/94
 Page 1 of 1

FISCAL NOTE

STATE OF ALASKA
1994 LEGISLATIVE SESSION

BILL NO. CSHB 135(FIN)

Revision Date: _____ Dept. Affected: Revenue
 Title: Fees charged by state agencies... BRU: Alcoholic Beverage Control Board
 Component: _____
 Sponsor: House Rules Committee
 Requestor: House Finance Committee COMPONENT SERIAL NO. 0100

Expenditures/Revenues: (Thousands of Dollars)

OPERATING	FY95	FY96	FY97	FY98	FY99	FY00
PERSONAL SERVICES	0.0	0.0	0.0	0.0	0.0	0.0
TRAVEL	0.0	0.0	0.0	0.0	0.0	0.0
CONTRACTUAL	0.0	0.0	0.0	0.0	0.0	0.0
SUPPLIES	0.0	0.0	0.0	0.0	0.0	0.0
EQUIPMENT	0.0	0.0	0.0	0.0	0.0	0.0
LAND & STRUCTURES	0.0	0.0	0.0	0.0	0.0	0.0
GRANTS, CLAIMS	0.0	0.0	0.0	0.0	0.0	0.0
MISCELLANEOUS	0.0	0.0	0.0	0.0	0.0	0.0
TOTAL OPERATING	0.0	0.0	0.0	0.0	0.0	0.0
CAPITAL	0.0	0.0	0.0	0.0	0.0	0.0
REVENUE FUND SOURCE: 1005	0.4	0.4	0.6	0.0	0.2	0.0

FUNDING: (Thousands of Dollars)

1002 Federal Receipts	0.0	0.0	0.0	0.0	0.0	0.0
1003 GF Match						
1004 GF						
1005 GF/Program Receipts	0.0	0.0	0.0	0.0	0.0	0.0
1006 GF/MHTIA						
Other						
TOTAL	0.0	0.0	0.0	0.0	0.0	0.0

POSITIONS:

FULL-TIME	0.0	0.0	0.0	0.0	0.0	0.0
PART-TIME	0.0	0.0	0.0	0.0	0.0	0.0
TEMPORARY	0.0	0.0	0.0	0.0	0.0	0.0

Estimate of current year (FY94) Impact: \$ 0.0

ANALYSIS: (Attach a separate page if necessary.)
 The Board estimates that a single alcohol servers course will seek certification in FY 95. It is anticipated that a second course will seek certification in FY 96. Certifications are valid for three years. The fee for initial certification is \$400 and the renewal fee is \$200.

Prepared by: Patrick L. Sharrock, Director *Patrick L. Sharrock* Phone: (907) 277-8638
 Division: Alcoholic Beverage Control Board Date: April 13, 1994
 Approved by Commissioner: Darrel J. Rexwinkel *Darrel J. Rexwinkel* Date: April 13, 1994
 Agency: Department of Revenue

PREPARER TO PROVIDE ALL DISTRIBUTION COPIES TO GOVERNOR'S LEGISLATIVE OFFICE
 For further distribution information call the Governor's Legislative Office

Held / Pending

8-GH1063A.3 ✓
Utermohle\Luckhaupt
3/19/93

A M E N D M E N T

OFFERED IN HOUSE
TO: HB 135

BY REPRESENTATIVE BROWN

Page 1, following line 2:

Insert "making a special appropriation for additional district support for kindergarten, primary, and secondary education programs;"

Page 10, following line 2:

Insert a new bill section to read:

"* Sec. 58. The sum of \$1,090,070 is appropriated from the general fund to the Department of Education for additional district support of kindergarten, primary, and secondary education programs for the fiscal year ending June 30, 1994, and is allocated to the following school districts in the amounts listed:

SCHOOL DISTRICT	ALLOCATION AMOUNT
Galena City School District	\$147,620
Hoonah City School District	126,270
Hydaburg City School District	105,530
Kake City School District	134,200
Klawock City School District	153,110
Pelican City School District	59,170
Skagway City School District	122,000
Tanana City School District	122,000
Yakutat City School District	120,170."

Renumber the following bill sections accordingly.

ATTACHMENT

✓ = Incorporated into HB 135

SB 100/HB 135 - FY 93 Supplemental Requests and Amendments			GF	GF Match	GF/Pgm Receipts	GF/MH	Other Funds
✓	Admin	Longevity Bonus - Additional funds to cover cost of increased applicants	1,980.7				
✓	Admin	Public Defender - Operating costs unfunded in current year budget	383.0				
3	Admin	RATNET - Operating costs <i>open</i>	200.0				
✓	Admin	Personnel Board - Costs associated with increased number of hearings/collective bargaining negotiatio	131.0				
✓	Admin	Office of Public Advocacy - Operating costs unfunded in current year budget	616.4				
✓	Admin	Elected Officials Retirement System (EPORS) - Increased retirees and health insurance costs	30.4				
✓	Admin	Leasing - Current year underfunding	642.9				
✓	Law	Prosecution - Increased prosecutions and associated costs	400.0				
9	Law	Oil and Gas Litigation <i>open</i>	6,600.0				2,200.0
✓	Law	FCC Telephone Procc ding - Outside ccounsel in telecommunications proceedings	280.0				
✓	Law	Costs associated with special session enactment of subsistence legislation in which there was no mechanism to approve fiscal notes; funds are to cover cost of promulgating regulations	35.0				
✓	Law	Judgments and Claims <i>open</i>	1,133.6				
NEW	Law	Regulations Attorney	28.1				
✓	Rev	Income & Excise Audit/Oil & Gas Audit - Audit activities associated with backlog of disputed taxes	325.0				
✓	Educ	Foundation Program - Increased enrollment	4,101.7				
✓	Educ	Postsecondary Commission - WAMI Program - underfunding due to incorrect billing	98.5				
✓	Educ	Ratification and amendment of prior year expenditures <i>open</i>					
✓	DHSS	AFDC - Caseload increases, pay cost of living allowance due to non-passage of legislation suspending COLA		3,203.5	1,000.0		4,203.5
✓	DHSS	Adult Public Assistance - Caseload increases, pay cost of living allowance due to non-passage of legislation suspending COLA	1,671.1				
✓	DHSS	Medicaid - Facilities - Caseload decrease		-3,808.9	-910.3		
✓	DHSS	Public Assistance Eligibility Determination - Workers associated with caseload increases and increased contractual costs	77.9	146.4			41.0
✓	DHSS	JOBS Program - Child care and support services for increased caseload		195.0			195.0
✓	DHSS	Public Administration Data Processing - Increased claims processing		174.0			174.0

SB 100/HB 135 - FY 93 Supplemental Requests and Amendments

Sec.	Dept.		GF	GF Match	GF/Pgm Receipts	GF/MH	Other Funds
23	DHSS	Medical Assistance Administration - Increased number of preadmission screenings		187.5			562.5
24	DHSS	Foster Care - Increased care provider payments and subsidized adoptions; late start-up of federal program	1,100.0				
28	DHSS	McLaughlin Youth Center - Increased contractual costs due to expanded facility operations	110.0				
26	DHSS	Post Mortem Exams - Increased number of court-ordered autopsies	229.6	200.0			
27	DHSS	Bloodborne Pathogens - Implementation costs and violation citation	155.9	145.3			
NEW	DHSS	Fairbanks Youth Facility - Increased Operating Costs <i>open</i>	60.0				
28	GED	ASMI - Match for federal grant for overseas marketing program <i>open</i>		196.3			
29	GED	ASMI - Extend lapse date of FY 92 balance (60.0 estimated) to be used as GF match for federal grant					
30	DMVA	Veterans Death Gratuity - Increased claims	90.0				
31	DNR	Fire Suppression - Costs associated with 1992 and 1993 fire season	6,000.0				
32	DNR	Land Selection Program - Increased costs associated with expedited selection process	641.0				
33	DNR	Challenge Alaska Grants - Scope change of 1989 capital project grant					
34	DF&G	Division of Boards - Costs associated with implementing subsistence legislation enacted during special session in which there was no vehicle to approve fiscal notes. Funds are for increased board meetings and associated staffing costs.	492.0	<i>open</i>			
35	DF&G	Division of Subsistence - Costs associated with implementing subsistence legislation enacted during special session in which there was no vehicle to approve fiscal notes. Funds are for increased data collection.	8.0	<i>open</i>			
36	DF&G	King Salmon Tags vendors payment	84.3				
37	DF&G	Ratify and amend prior year expenditures <i>open</i>					
38	DF&G	Fund source shift for unrealized federal receipts in prior fiscal year					134.7
39	DPS	Contract Jails - Increased operating costs <i>open</i>	690.4				
40	DPS	Criminal Records and ID - Increased personnel costs associated with criminal records and identification backlog <i>open</i>	90.6				
41	DPS	Bloodborne Pathogens - Compliance costs <i>open</i>	126.7				
42	DPS	Prisoner Transportation - Increased prisoner transportation costs <i>open</i>	125.0				
43	DPS	Arbitration Settlement	101.4				

SB 100/HB 135 - FY 93 Supplemental Requests and Amendments

Sec.	Dept.		GF	GF Match	GF/Pgm Receipts	GF/MH	Other Funds
44	DPS	Civil Air Patrol - aircraft maintenance and operations costs	125.0				
45	DOT/PF	Arbitrator's Award - Overtime for on-site construction engineers <i>OPEN</i>					539.6
46	DOT/PF	Dalton Highway - Snow removal, ice control and maintenance-related activities <i>OPEN</i>	1,222.9				
47	DOT/PF	Ratification of Prior Year Supply and Inventory Asset Account Expenditures					
48	DOT/PF	Extend FY 93 operating budget lapse date for maintenance and operations funding to coincide with federal fiscal year					
49	DEC	Seafood and Sanitation Activities - Funding to replace unrealized program receipts <i>OPEN</i>	351.2				
50	DEC	Paralytic Shellfish Poison Inspections <i>closed</i>	109.9				
51	DEB	Water Quality Standards Advisory Group - Meeting costs <i>OPEN</i>	41.4				
52	CRA	Organizational Grant - Yakutat	300.0				
53	CRA	Revenue Sharing - Underpayment for Central Mat-Su and Greater Palmer fire service areas	25.6				
NEW	CRA	Federal Grant Repayment <i>OPEN</i>	48.5				
54	Correc	Operations <i>OPEN</i>	6,879.4				
55	UA	UAF Snow Removal	375.0				
56	Crts	Mental Health Trust Case law clerk				19.9	
57	Multiple	Miscellaneous Claims and Stale-Dated Warrants:					
		Administration	181.1				
		Health and Social Services	112.9				
		Labor	0.1				
		Public Safety	0.1				
		DOT/PF	55.9				
		Corrections	4.0				
		DMVA	0.2				
		Fish and Game	1.9				
Total			38,675.3	293.8	89.7	19.9	2,350.3
Reflects original bill and amendments as of March 10, 1993							

FY93 SUPPLEMENTAL REQUEST
for
Fairbanks Campus Physical Plant
for Costs Associated with
Additional Snow Removal

HB 135, Sec. 55; SB 100, Sec. 55

"The sum of \$375,000 is appropriated from the general fund to the University of Alaska for costs associated with additional snow removal for the fiscal year ending June 30, 1993."

The Fairbanks Campus Physical Plant plans and budgets for snow removal operations from November through April of each year based on a normal or average snowfall of approximately 70 inches. Data from the National Weather Service is used as the basis for the determination of this figure. As the snowfall chart indicates, most winters have snowfall which comes within a reasonable range of this figure.

Snow removal operations began earlier than planned this season with the heavy snowfall just after Labor Day. Snow has continued to accumulate at a record breaking pace. During the first ten days of January, Fairbanks received almost 30 inches of snow. The rapid snow accumulation required that the physical plant go to an around-the-clock operation in order to remove snow from streets and roadways, parking lots, stairs, walkways and roofs. Even with the additional effort it was necessary to issue contracts for some of the snow removal work. Temporary workers, including students, have had to be employed, additional supplies purchased and additional equipment rented.

Campus parking lots (53) and roadways have had to be plowed repeatedly. It was necessary to remove the snow from approximately 20 acres of campus roofs as accumulation weight neared roof truss design limits. Roof snow removal is not necessary during a normal snowfall winter.

The Fairbanks Campus Physical Plant began the year with a snow removal budget of \$265,000 which was based on an estimate of the costs of removing snow during a normal winter from parking lots, streets and sidewalks. Necessary expenditures through mid January for these operations were close to depleting these funds, without accounting for the additional costs of removing snow from the roofs.

FY93 SUPPLEMENTAL BUDGET REQUEST

BUDGET IMPACT OF EXTRAORDINARY SNOWFALL

BUDGET AND COST BREAKDOWN

Parking Lots, Streets and Sidewalks

Cost To Date Through Mid January	250,000
Additional Costs Projected through April	240,000
Total (Actual and Projected)	\$490,000
Budgeted	(265,000)

Impact (Additional Costs) \$225,000

***Roof Snow Removal**

Through Mid January (only 1/3 completed)	50,000
--	--------

<u>Completion</u> (Assuming no significant additional snowfall)	<u>100,000</u>
--	----------------

Impact (Additional Costs) \$150,000

Total Impact (Additional Costs) \$375,000

*Roof snow removal is not routinely performed in a normal snowfall season.

SNOWFALL (inches)

FAIRBANKS, ALASKA

SEASON	JULY	AUG	SEP	OCT	NOV	DEC	JAN	FEB	MAR	APR	MAY	JUNE	TOTAL
1963-64	0.0	0.0	0.0	1.1	1.1	1.1	17.0	1.1	1.1	1.1	1.1	1.1	25.8
1964-65	0.0	0.0	0.0	1.1	1.1	1.1	17.0	1.1	1.1	1.1	1.1	1.1	25.8
1965-66	0.0	0.0	0.0	1.1	1.1	1.1	17.0	1.1	1.1	1.1	1.1	1.1	25.8
1966-67	0.0	0.0	0.0	1.1	1.1	1.1	17.0	1.1	1.1	1.1	1.1	1.1	25.8
1967-68	0.0	0.0	0.0	1.1	1.1	1.1	17.0	1.1	1.1	1.1	1.1	1.1	25.8
1968-69	0.0	0.0	0.0	1.1	1.1	1.1	17.0	1.1	1.1	1.1	1.1	1.1	25.8
1969-70	0.0	0.0	0.0	1.1	1.1	1.1	17.0	1.1	1.1	1.1	1.1	1.1	25.8
1970-71	0.0	0.0	0.0	1.1	1.1	1.1	17.0	1.1	1.1	1.1	1.1	1.1	25.8
1971-72	0.0	0.0	0.0	1.1	1.1	1.1	17.0	1.1	1.1	1.1	1.1	1.1	25.8
1972-73	0.0	0.0	0.0	1.1	1.1	1.1	17.0	1.1	1.1	1.1	1.1	1.1	25.8
1973-74	0.0	0.0	0.0	1.1	1.1	1.1	17.0	1.1	1.1	1.1	1.1	1.1	25.8
1974-75	0.0	0.0	0.0	1.1	1.1	1.1	17.0	1.1	1.1	1.1	1.1	1.1	25.8
1975-76	0.0	0.0	0.0	1.1	1.1	1.1	17.0	1.1	1.1	1.1	1.1	1.1	25.8
1976-77	0.0	0.0	0.0	1.1	1.1	1.1	17.0	1.1	1.1	1.1	1.1	1.1	25.8
1977-78	0.0	0.0	0.0	1.1	1.1	1.1	17.0	1.1	1.1	1.1	1.1	1.1	25.8
1978-79	0.0	0.0	0.0	1.1	1.1	1.1	17.0	1.1	1.1	1.1	1.1	1.1	25.8
1979-80	0.0	0.0	0.0	1.1	1.1	1.1	17.0	1.1	1.1	1.1	1.1	1.1	25.8
1980-81	0.0	0.0	0.0	1.1	1.1	1.1	17.0	1.1	1.1	1.1	1.1	1.1	25.8
1981-82	0.0	0.0	0.0	1.1	1.1	1.1	17.0	1.1	1.1	1.1	1.1	1.1	25.8
1982-83	0.0	0.0	0.0	1.1	1.1	1.1	17.0	1.1	1.1	1.1	1.1	1.1	25.8
1983-84	0.0	0.0	0.0	1.1	1.1	1.1	17.0	1.1	1.1	1.1	1.1	1.1	25.8
1984-85	0.0	0.0	0.0	1.1	1.1	1.1	17.0	1.1	1.1	1.1	1.1	1.1	25.8
1985-86	0.0	0.0	0.0	1.1	1.1	1.1	17.0	1.1	1.1	1.1	1.1	1.1	25.8
1986-87	0.0	0.0	0.0	1.1	1.1	1.1	17.0	1.1	1.1	1.1	1.1	1.1	25.8
1987-88	0.0	0.0	0.0	1.1	1.1	1.1	17.0	1.1	1.1	1.1	1.1	1.1	25.8
1988-89	0.0	0.0	0.0	1.1	1.1	1.1	17.0	1.1	1.1	1.1	1.1	1.1	25.8
1989-90	0.0	0.0	0.0	1.1	1.1	1.1	17.0	1.1	1.1	1.1	1.1	1.1	25.8
1990-91	0.0	0.0	0.0	1.1	1.1	1.1	17.0	1.1	1.1	1.1	1.1	1.1	25.8
1991-92	0.0	0.0	0.0	1.1	1.1	1.1	17.0	1.1	1.1	1.1	1.1	1.1	25.8
Record	1	1	0.9	10.8	13.4	12.6	9.9	8.6	6.7	2.3	0.9	1	67.6

92-93 0 0 24.4 16.7 13.7 28.5 40.2 N/A N/A N/A N/A N/A 128.5

REFERENCE NOTES

FAIRBANKS, ALASKA

GENERAL
 T - TRACE AMOUNT
 BLANK ENTRIES DENOTE MISSING/UNREPORTED DATA
 * INDICATES A STAT. OR INSTRUMENT ALLOCATION.
 SEE STATION LOCATION TABLE ON PAGE 2.

EXCEPTIONS
 PAGES 1A, 2A, 3A, 4A
 RECORDS FROM 1950 TO 1959 ARE THROUGH THE CURRENT YEAR.
 RECORDS FROM 1960 TO 1969 ARE THROUGH THE YEAR 1969 FOR PRECIPITATION
 1969 FOR SNOWFALL

SPECIFIC
 PAGE 1
 SN - INCLUDES LAST DAY OF PREVIOUS MONTH

PAGE 2
 101 - LENGTH OF RECORD IN YEARS, ALTHOUGH INDIVIDUAL MONTHS MAY BE MISSING.
 0.0 OR 0 - THE VALUE IN THE PRINTED RECORD IS 0.0
 NORMALS - BASED ON THE PERIOD OF RECORD.
 WINDS - BASED ON THE PERIOD OF RECORD.
 FROM THE MONTH OF RECORD.
 RESULTANT DIRECTIONS ARE GIVEN TO WHOLE DEGREES.

PAGE 4B
 RECORDS - PERIOD OF RECORD
 PRECIPITATION - PERIOD OF RECORD IS THE PERIOD OF ALL DAILY PRECIPITATION AMOUNTS DURING THE PERIOD OF RECORD.
 RECORDS - PERIOD OF RECORD IS THE PERIOD OF ALL DAILY MAXIMUM TEMPERATURES DURING THE PERIOD OF RECORD.
 RECORDS - PERIOD OF RECORD IS THE PERIOD OF ALL DAILY MINIMUM TEMPERATURES DURING THE PERIOD OF RECORD.
 RECORDS - PERIOD OF RECORD IS THE PERIOD OF ALL DAILY AVERAGE WINDS DURING THE PERIOD OF RECORD.
 RECORDS - PERIOD OF RECORD IS THE PERIOD OF ALL DAILY WIND DIRECTION DURING THE PERIOD OF RECORD.
 RECORDS - PERIOD OF RECORD IS THE PERIOD OF ALL DAILY WIND VELOCITY DURING THE PERIOD OF RECORD.
 RECORDS - PERIOD OF RECORD IS THE PERIOD OF ALL DAILY WIND FORCE DURING THE PERIOD OF RECORD.
 RECORDS - PERIOD OF RECORD IS THE PERIOD OF ALL DAILY WIND STATE DURING THE PERIOD OF RECORD.
 RECORDS - PERIOD OF RECORD IS THE PERIOD OF ALL DAILY WIND DIRECTION AND VELOCITY DURING THE PERIOD OF RECORD.
 RECORDS - PERIOD OF RECORD IS THE PERIOD OF ALL DAILY WIND STATE AND VELOCITY DURING THE PERIOD OF RECORD.
 RECORDS - PERIOD OF RECORD IS THE PERIOD OF ALL DAILY WIND STATE, DIRECTION AND VELOCITY DURING THE PERIOD OF RECORD.

STATE OF ALASKA

OFFICE OF THE GOVERNOR

OFFICE OF MANAGEMENT AND BUDGET
DIVISION OF BUDGET REVIEW

March 17, 1993

WALTER J. HICKEL, GOVERNOR

P.O. BOX 110020
JUNEAU, ALASKA 99811-0020
PHONE: (907) 465-3568

The Honorable Ron Larson
The Honorable Eileen Maclean
Co-Chairs
House Finance Committee
State Capitol
Juneau, Alaska 99801-1182

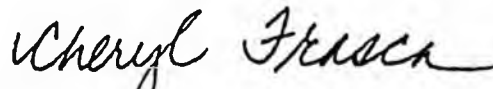
Dear Committee Co-Chairs:

The Department of Education has advised OMB of a revision to the FY 93 supplemental amount for the K-12 Support Program. Instead of the previously estimated need of \$6,427,100, the amount has been revised downward to \$4,101,700. For your further reference, attached is the department's memorandum explaining the basis for the revision.

I have also attached is an updated sectional which reflects the amendments submitted by the Governor to date.

Should you have questions or need additional information, please let me know.

Sincerely,



Cheryl Frasca
Director

Attachment

cc: Commissioner Jerry Covey
Department of Education

J. Shelby Stastny, Director
Office of Management and Budget

MEMORANDUM

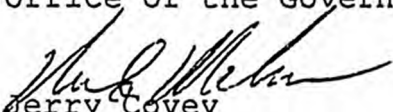
State of Alaska
Department of Education

To: Cheryl Frasca
Director
Division of Budget Review
Office of the Governor

Date: March 16, 1993

Phone: 465-2800

File: FY93supp

From: 
Jerry Covey
Commissioner

Subject: FY93 Supplemental
Foundation Program

In a transmittal to you dated December 23, 1992, the Department of Education requested a supplemental appropriation of \$6,427.1 for the K-12 Support Program, Foundation Program component. That request has now been incorporated into HB 135 and SB 100 as section 14. Please reduce the department's request to \$4,101.7.

This amended request is based on 19.05 additional instructional units resulting from the optional student count completed in late February and additional P.L. 81-874 revenue received by the school districts. The cost of the increased units has been more than offset by additional authorization of federal PL 81-874 revenue. This resulted in a reduced general fund requirement.

Thank you for your assistance in this matter. If you have any questions please contact Duane Guiley, Director, School Finance and Data Services, at 465-2891.

cc: Gary Bader, Director, Administrative Services
Duane Guiley, Director, School Finance

SB100/HB135- Supplemental/Special/Reappropriations - Sections 1 - 57

SEC. #	AGENCY	PROGRAM/PURPOSE	GENERAL FUNDS	OTHER FUNDS	TOTAL FUNDS
51	Environmental Cons	Water Quality Standards Advisory Group costs	41.4		41.4
52	Community/Regional Aff	City and Borough of Yakutat: organizational grant	300.0		300.0
53	Community/Regional Aff	Rev Sharing: underpmt Mat-Su/Palmer fire service areas	25.6		25.6
54	Corrections	Administration and Support: operating costs	66.5		66.5
54	Corrections	Statewide Operations: operating costs	6,812.9		6,812.9
55	University	Additional snow removal costs	375.0		375.0
56	Alaska Court System	Relieve workload Weiss v. State (mental health trust)	19.9		19.9
57	Administration	Miscellaneous claims/stale-dated warrants	159.6		159.6
57	Health/Social Services	Miscellaneous claims/stale-dated warrants	112.4		112.4
57	Labor	Miscellaneous claims/stale-dated warrants	0.4		0.4
57	Public Safety	Miscellaneous claims/stale-dated warrants	0.1		0.1
57	Corrections	Miscellaneous claims/stale-dated warrants	4.0		4.0
57	Military/Veterans' Affairs	Miscellaneous claims/stale-dated warrants	0.2		0.2
57	Transportation/PF	Miscellaneous claims/stale-dated warrants	50.7		50.7
TOTAL			40,495.2	8,050.3	48,545.5

MEMORANDUM

STATE OF ALASKA

Department of Administration

To: Cheryl Frasca, Director
Division of Budget Review
Office of Management & Budget

Date: March 9, 1993

Telephone: 465-2277

From: Sharon Barton, Director
Division of Administrative Services
Department of Administration

Subject: FY93 Supplemental Revision

Please find attached a memorandum and attachments detailing the projected need for an additional \$630,417 to the FY93 supplemental for the Longevity Bonus grants program. This brings the total FY93 supplemental request for Longevity Bonus to \$1,980,667.

If you need any additional information, please call.

cc Nancy Bear Usera
Commissioner

Roberly Waldron
Deputy Commissioner


Dennis L. Dewitt, Director
Division of Pioneers' Benefits

InterOffice Memo
State of Alaska

Div. of Pioneers' Benefits

Phone: 465-4400

FAX: 465-4100

To: Sharon Barton, Director
From: Dennis L. DeWitt, Director 
Date: March 5, 1993
Subject: Longevity Bonus Grant Projections

Attached are our current projections for the Longevity Bonus Grants for FY93. As you can see, we will need a supplemental for \$1,980,667 for the remainder of FY93. We are still working on FY94, but our best estimate is that the FY94 budget request may be too low also.

Several factors have contributed to this. First, for the first time that we know of, our growth rate for the bonus is higher than the population growth rates estimated by the Department of Labor. The Department of Labor estimated that this year's growth rate would be 5.72%, but we expect to see a bonus increase of over 6%. In previous years, the bonus growth rate has been 1-2% below the Department of Labor's population growth rate.

Second, we believe that the high public profile of the longevity Bonus program over the past year may have influenced some people to be more aware of the program, and has encouraged them to get on it before they are excluded.

Lastly, as the charts show, the growth pattern during each of the past three fiscal years are substantially different than this year. Projections would be better if consistent patterns of participation in the program existed. We cannot assume any previous pattern will apply this year.

cc: Roberley Waldron, Deputy Commissioner

Attachment

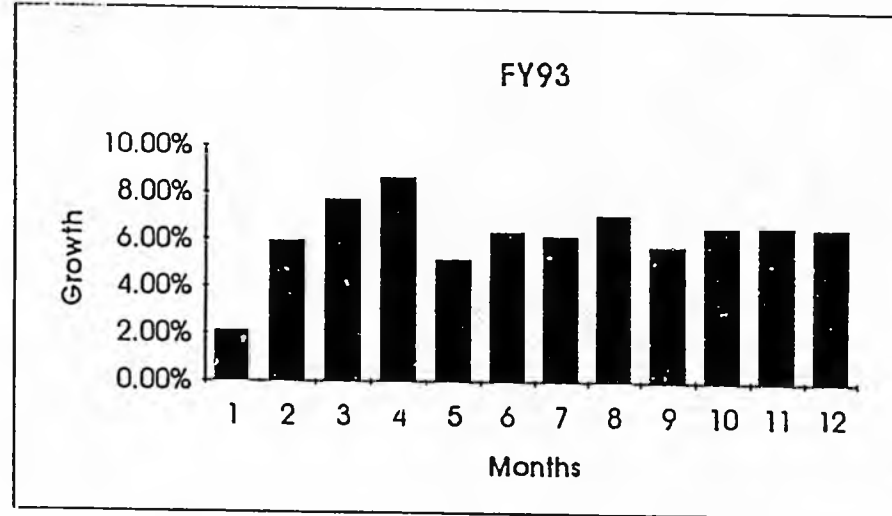
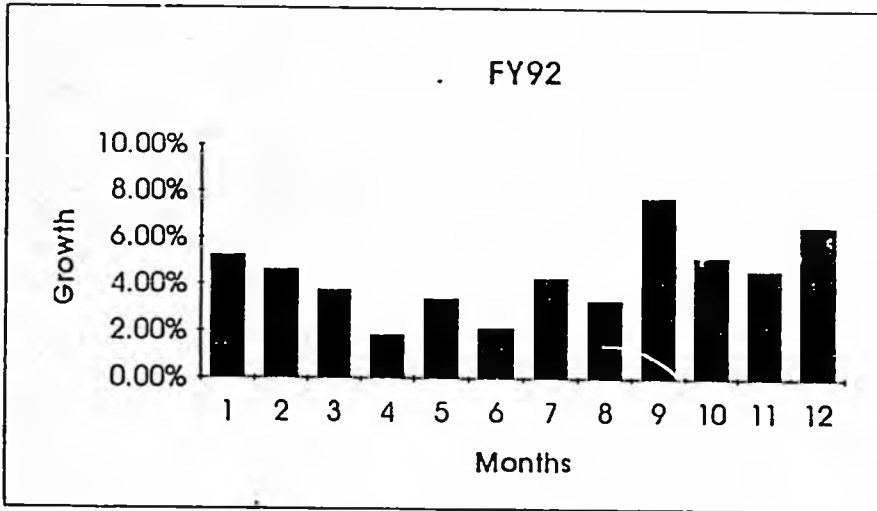
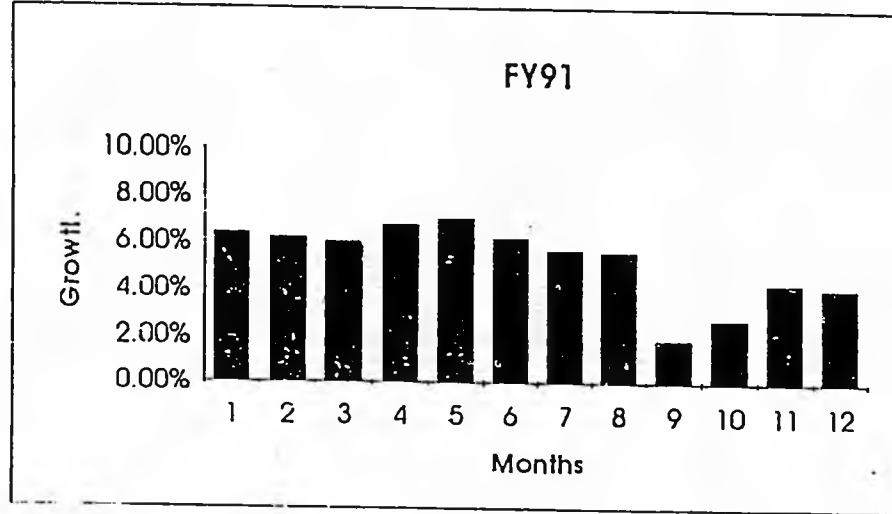
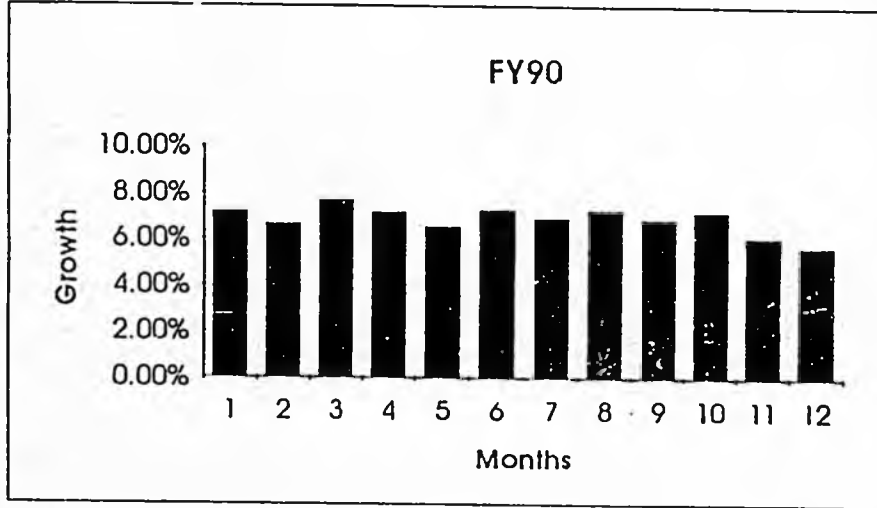
RECEIVED
DEPT. OF
ADMINISTRATION
MARCH 5 PM 3 00 '93

**Longevity Bonus Grants
FY93 Projections**

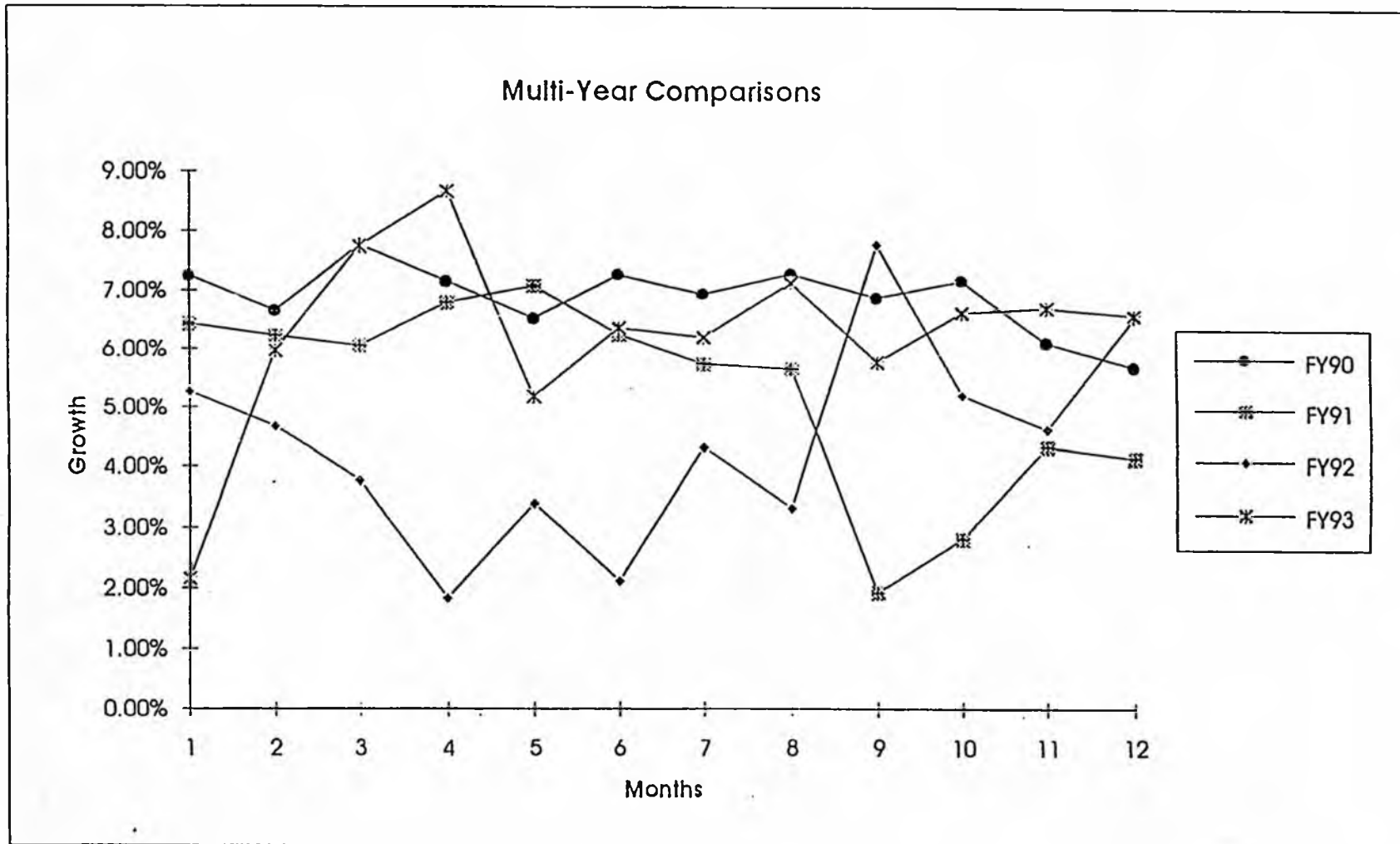
Warrants	Actuals FY89	Actuals FY90	Increase From FY89 to FY90	Actuals FY91	Increase From FY90 to FY91	Actuals FY92	Increase From FY91 to FY92	Actuals FY93	Increase From FY92 to FY93	Projection FY93
Jul	17,417	18,682	7.26%	19,882	6.42%	20,928	5.26%	21,378	2.15%	21,378
Aug	17,512	18,677	6.65%	19,839	6.22%	20,766	4.67%	22,005	5.97%	22,005
Sep	17,612	18,981	7.77%	20,129	6.05%	20,888	3.77%	22,508	7.76%	22,508
Oct	17,632	18,895	7.16%	20,181	6.81%	20,551	1.83%	22,335	8.68%	22,335
Nov	17,773	18,933	6.53%	20,274	7.08%	20,965	3.41%	22,052	5.18%	22,052
Dec	17,788	19,082	7.27%	20,276	6.26%	20,705	2.12%	22,023	6.37%	22,023
Jan	17,771	19,006	6.95%	20,099	5.75%	20,968	4.32%	22,270	6.21%	22,270
Feb	17,702	18,993	7.29%	20,069	5.67%	20,738	3.33%	22,218	7.14%	22,218
Mar	17,750	18,973	6.89%	19,338	1.92%	20,844	7.79%	22,050	5.79%	22,050
Apr	18,200	19,508	7.19%	20,058	2.82%	21,104	5.21%		6.64%	22,504
May	18,422	19,549	6.12%	20,396	4.33%	21,342	4.64%		6.72%	22,776
Jun	18,439	19,490	5.70%	20,298	4.15%	21,625	6.54%		6.59%	23,050
	214,018	228,769	6.89%	240,839	5.28%	251,424	4.40%		6.33%	267,169
Cost	53,504,500	57,192,250		60,209,750		62,856,000		Estimated Need		66,792,367
								FY93 Authorized		64,811,700
								Estimated Surplus (Deficit)		(1,980,667)
								Pending Supplemental		1,350,300
								Additional Supplemental Needed		630,367
										1,980,667

Italicized figures are estimates

Longevity Bonus Grants FY93 Projections



Longevity Bonus Grants FY93 Projections



STATE OF ALASKA

OFFICE OF THE GOVERNOR
OFFICE OF MANAGEMENT AND BUDGET

WALTER J. HICKEL, GOVERNOR

P.O. BOX AM
JUNEAU, ALASKA 99811-0199
PHONE: (907) 465-3568

March 9, 1993

The Honorable Ronald L. Larson
The Honorable Eileen MacLean
Co-Chairs
House Finance Committee
State Capitol
Juneau, Alaska 99801-1182

Dear Co-Chairs:

As the Finance Committee considers the Governor's FY 93 supplemental legislation, please consider these three amendments:

1. An amendment to section one increasing the Longevity Bonus supplemental from \$1,350,300 to \$1,980,667. The Department of Administration is realizing a greater increase in program applicants than earlier estimated. The original supplemental was based on a 5.72 percent rate of growth which has been revised upward to 6 percent. Attached is the department's memorandum further outlining this request;
2. The addition of a new section expanding the purpose of an FY 93 capital appropriation for the Northern Forum:

Sec. . Sec. 152, ch. 5, SLA 1992, page 36, line 23, is amended to read:

	Appropriation Items	General Fund
Northern Forum Equipment <u>and Operations</u>	\$50,000	\$50,000

March 9, 1993

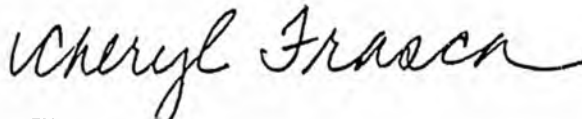
Page 2

I have also attached information in support of this amendment.

3. Amend section 57 (page 9, line 27) by increasing the Department of Administration's miscellaneous claims and stale-dated warrant appropriation amount from \$159,600 to \$181,060.

Should the committee have questions or need additional information, please let me know.

Sincerely,

A handwritten signature in cursive script that reads "Cheryl Frasca".

Cheryl Frasca
Director

Enclosures

cc: J. Shelby Stastny

MEMORANDUM

STATE OF ALASKA

Department of Administration

To: Cheryl Frasca, Director
Division of Budget Review
Office of Management & Budget

Date: March 9, 1993

Telephone: 465-2277

From: Sharon Barton, Director
Division of Administrative Services
Department of Administration

Subject: FY93 Supplemental Revision

Please find attached a memorandum and attachments detailing the projected need for an additional \$630,417 to the FY93 supplemental for the Longevity Bonus grants program. This brings the total FY93 supplemental request for Longevity Bonus to \$1,980,667.

If you need any additional information, please call.

cc Nancy Bear Usera
Commissioner

Roberly Waldron
Deputy Commissioner


Dennis L. Dewitt, Director
Division of Pioneers' Benefits

InterOffice Memo
State of Alaska

Div. of Pioneers' Benefits

Phone: 465-4400

FAX: 465-4108

To: Sharon Barton, Director
From: Dennis L. DeWitt, Director 
Date: March 5, 1993
Subject: Longevity Bonus Grant Projections

Attached are our current projections for the Longevity Bonus Grants for FY93. As you can see, we will need a supplemental for \$1,980,667 for the remainder of FY93. We are still working on FY94, but our best estimate is that the FY94 budget request may be too low also.

Several factors have contributed to this. First, for the first time that we know of, our growth rate for the bonus is higher than the population growth rates estimated by the Department of Labor. The Department of Labor estimated that this year's growth rate would be 5.72%, but we expect to see a bonus increase of over 6%. In previous years, the bonus growth rate has been 1-2% below the Department of Labor's population growth rate.

Second, we believe that the high public profile of the longevity Bonus program over the past year may have influenced some people to be more aware of the program, and has encouraged them to get on it before they are excluded.

Lastly, as the charts show, the growth pattern during each of the past three fiscal years are substantially different than this year. Projections would be better if consistent patterns of participation in the program existed. We cannot assume any previous pattern will apply this year.

cc: Roberley Waldron, Deputy Commissioner

Attachment

RECEIVED
DEPT. OF
ADMINISTRATION
93 MAR 5 PM 3 00

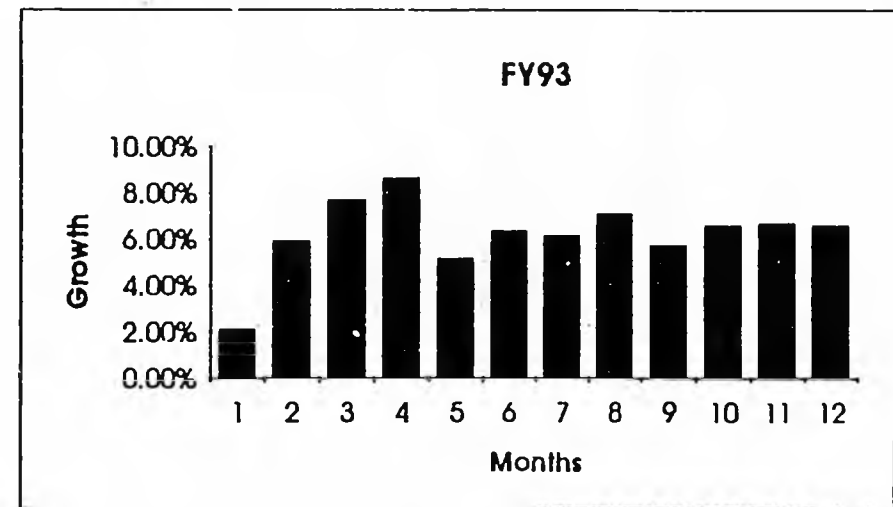
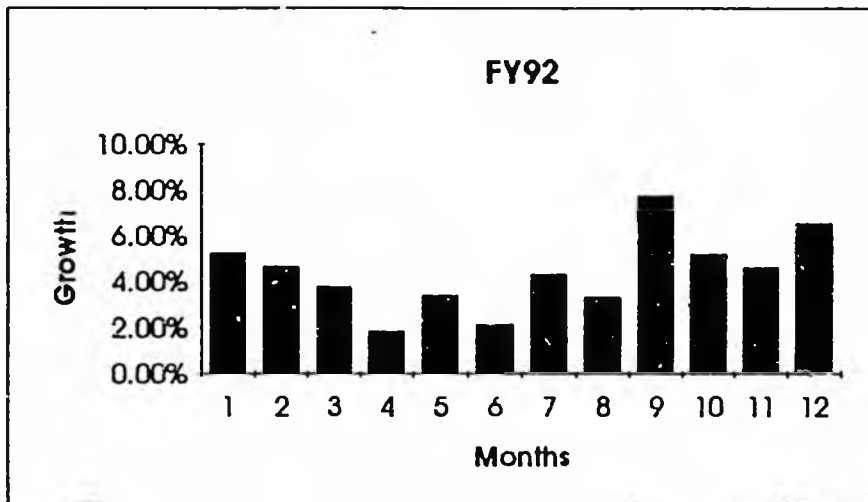
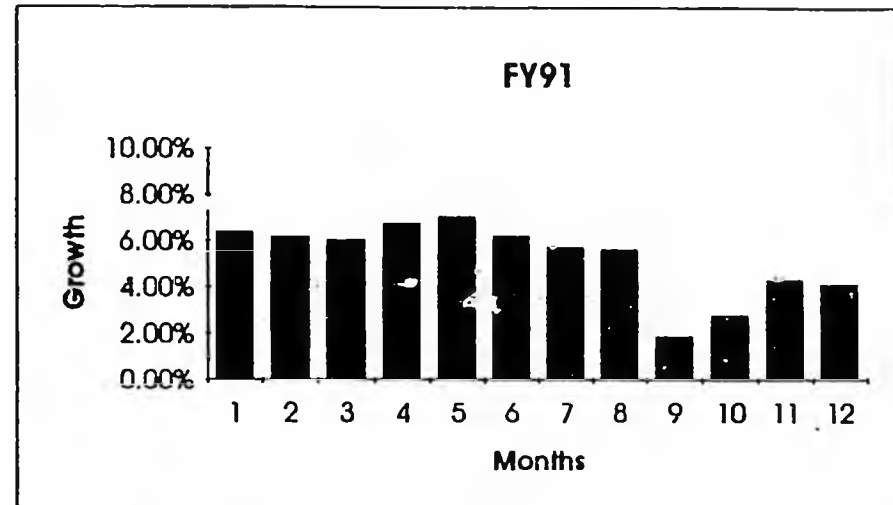
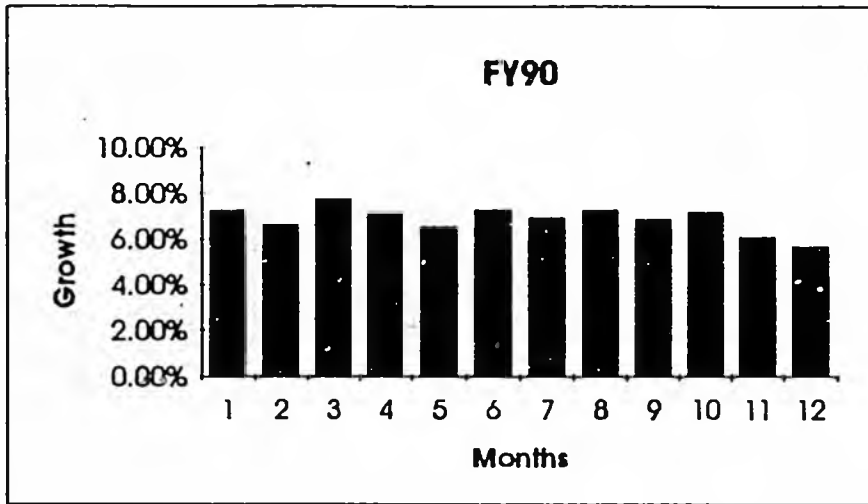
**Longevity Bonus Grants
FY93 Projections**

Warrants	Actuals FY89	Actuals FY90	Increase	Actuals FY91	Increase	Actuals FY92	Increase	Actuals FY93	Increase	Projection FY93
			From FY89 to FY90		From FY90 to FY91		From FY91 to FY92		From FY92 to FY93	
Jul	17,417	18,682	7.26%	19,882	6.42%	20,928	5.26%	21,378	2.15%	21,378
Aug	17,512	18,677	6.65%	19,839	6.22%	20,766	4.67%	22,005	5.97%	22,005
Sep	17,612	18,981	7.77%	20,129	6.05%	20,888	3.77%	22,508	7.76%	22,508
Oct	17,632	18,895	7.16%	20,181	6.81%	20,551	1.83%	22,335	8.68%	22,335
Nov	17,773	18,933	6.53%	20,274	7.08%	20,965	3.41%	22,052	5.18%	22,052
Dec	17,788	19,082	7.27%	20,276	6.26%	20,705	2.12%	22,023	6.37%	22,023
Jan	17,771	19,006	6.95%	20,099	5.75%	20,968	4.32%	22,270	6.21%	22,270
Feb	17,702	18,993	7.29%	20,069	5.67%	20,738	3.33%	22,218	7.14%	22,218
Mar	17,750	18,973	6.89%	19,338	1.92%	20,844	7.79%	22,050	5.79%	22,050
Apr	18,200	19,508	7.19%	20,058	2.82%	21,104	5.21%		6.64%	22,504
May	18,422	19,549	6.12%	20,396	4.33%	21,342	4.64%		6.72%	22,776
Jun	18,439	19,490	5.70%	20,298	4.15%	21,625	6.54%		6.59%	23,050
	214,018	228,769	6.89%	240,839	5.28%	251,424	4.40%		6.33%	267,169
Cost	53,504,500	57,192,250		60,209,750		62,856,000		Estimated Need		66,792,367

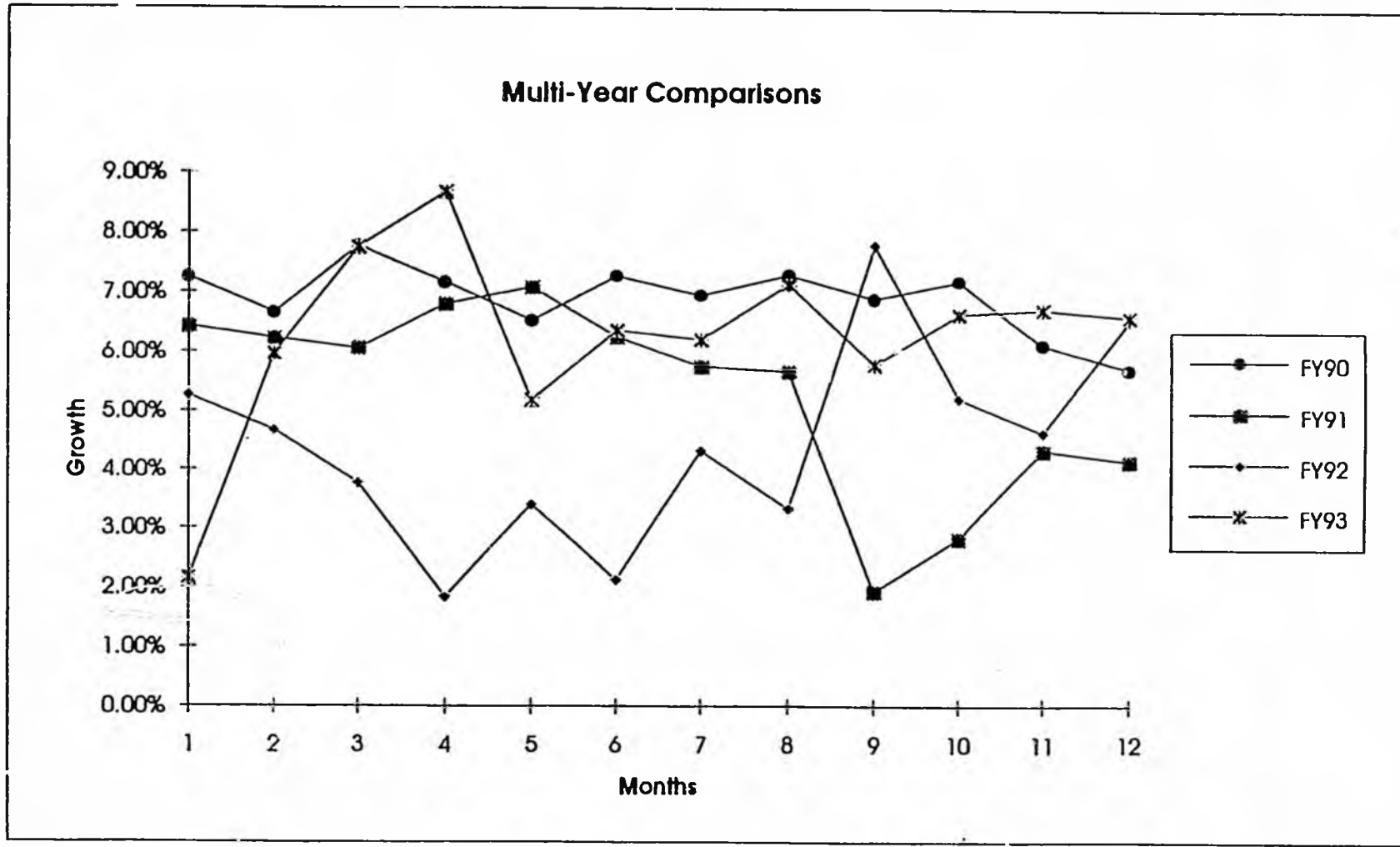
FY93 Authorized	64,811,700
Estimated Surplus (Deficit)	(1,980,667)
Pending Supplemental	1,350,300
Additional Supplemental Needed	630,367
	<u>1,980,667</u>

Italicized figures are estimates

Longevity Bonus Grants FY93 Projections



Longevity Bonus Grants FY93 Projections



THE NORTHERN FORUM

OFFICE OF THE SECRETARIAT
 4101 University Drive, APL Carr-Gottstein Center, Suite 221
 Anchorage, Alaska 99508
 Phone: 907 561-3280 FAX: 907 561-6645
 Telex: 981074 WTCA

March 4, 1993

Cheryl Frasca
 Director Budget and Review
 Office of Management and Budget
 P.O. Box 110803
 Juneau, AK 99811-0803
 Fax 465-2090

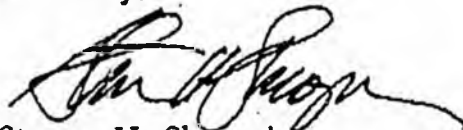
Dear Ms. Frasca:

As you are aware our original funding for The Northern Forum appropriation was \$100,000 operating and \$50,000 capital. I would like to request a change of title and scope to the original \$50,000 capital appropriation, so that capital monies may be used for operating purposes.

Since our office was successful in getting office furniture and other equipment donated from the private sector, some of the capital items we originally requested are no longer required. Additionally, costs for travel, long distance phone calls and marketing have exceeded our expectations due to the startup phase of our operation.

Thank you in advance for your cooperation in this matter.

Sincerely,



Steven H. Shropshire
 Executive Director

cc: Shelby Stastny
 Guy Bell

Membership Level I

Board of Directors

Chairman

Governor Walter J. Hickel
 State of Alaska, U.S.A.

Vice Chairman

Governor Sigbjorn Eriksen
 Representing the Regional
 Authorities of Northern Norway

Vice Chairman

Governor Victor G. Mikhailov
 Magadan Region, Russia

Governor Dagdamyn Dagvasuren
 Dornod Province, Mongolia

Governor Arni Froseth
 County of S. Trondelag, Norway

Governor Viktor I. Istoev
 Khabarovsk Region, Russia

Governor Alexander V. Nazarov
 Chukotka Region, Russia

Governor Asko Oinas
 Lapland Region, Finland

Government Leader John Oxtoshek
 Yukon Territory, Canada

Governor Vladimir A. Biryukov
 Kamchatka Region, Russia

Governor Qi Hui Shao
 Heilongjiang Province, China

Governor Nikolai Veltov
 Jewish Autonomous
 Region, Russia

Governor Takahira Yokomichi
 Hokkaido Prefecture, Japan

Governor Eino Siuronen
 Provincial Government of Oulu

Membership Level II
 Republic of Korea

CAPITAL PROJECTS FY 92 - FY94

PROJECT	ED	FY92			FY93			FY94		
		GF	OTHER	TOTAL	GF	OTHER	TOTAL	GF	OTHER	TOTAL
Note: This listing includes Agency Projects from the following sections:		Ch 96, SLA 91, Sec. 163			Ch 5, FSSLA 92, Sec. 131			HB60/SB50		
					Ch 5, FSSLA 92, Sec. 152					
Office of the Governor										
Elections Communications and Documentation Network Upgrade	99	200.0		200.0						
Artic National Wildlife Refuge National Education Effort	99				500.0		500.0			
Nature Conservancy	99				219.0		219.0			
Division of Elections - Voting Equipment Purchase	99				100.0		100.0			
Department of Administration										
Pioneer Home Repairs and Renovation	99	2,000.0		2,000.0	1,905.0		1,905.0	3,001.3		3,001.3
Older Alaskans Commissioner: Senior Center Transportation Improvements	99	175.0		175.0						
Senior Centers/Adult Day Care Maintenance and Repairs	99	175.0		175.0						
Division of Retirement and Benefits Telephone System	4	30.2	62.3	92.5						
Saddle Mountain Communications Equipment	4	33.0	67.0	100.0						
Telecommunications Computer Replacement	99		100.0	100.0						
Duplicating Equipment Replacement and Cost Accounting	99		450.0	450.0						
Mainframe Computer Replacement/Peripheral Computer Equipment	99	2,900.0	210.1	3,110.1						
Relational Database Implementation	99		256.0	256.0						
OAC: Maniilaq Senior Center Structural Evaluation/Code Survey & Thermal Assessment	22				95.0		95.0			
OAC: Bethel Nursing Home Study	99				80.0		80.0			
Public Defender Legal Briefs & Research/Caseload Management Computerization	99				239.8		239.8			
Office of Public Advocacy Word Processing/Case Management/Trust Account Computerization	99				124.2		124.2			
Combined Retirement Data Processing System	99					750.0	750.0			
Data Processing Software & Hardware System Enhancements/Office Equipment	99				1,200.0		1,200.0			
Campaign Disclosure Filing by Diskette	99				31.2		31.2			
Computerized Hiring Forms System	99							250.0		250.0
Procurement System Automation	99							71.9		71.9
Public Defender Agency Voice Mail Telephone System Installation	99							53.8		53.8
Anchorage Warehouse Services Building Improvements	50							58.0		58.0
Anchorage Warehouse Material Handling Vehicle Acquisition	50							65.0		65.0
Department of Law										
Federal Lawsuits	99				1,200.0		1,200.0			
Legal Services LAN System	99							900.0		900.0

CAPITAL PROJECTS FY 92 - FY94

PROJECT	ED	GF	FY92		GF	FY93		GF	FY94	
			OTHER	TOTAL		OTHER	TOTAL		OTHER	TOTAL
Prosecution LAN System	99							300.0		300.0
Department of Revenue										
Oil and Gas Computer Utilization Upgrade	99				80.0		80.0			
Federal Grants and Special Needs Housing Grants	99								10,700.0	10,700.0
Affordable Housing and Energy Efficiency Grants	99								17,325.0	17,325.0
Department of Education										
Alaska Vocational Technical Education Center Maintenance/Equipment	6	650.0								
Information System Upgrade and Conversion	99	850.0								
Nome City Schools, Nome-Beltz Life Safety Upgrade/Asbestos	23	2,540.0			885.0		885.0			
Hydaburg City Schools, Elementary Roof Replacement and Remodel	2	1,213.0								
Lower Kuskokwim Schools, Cheformak Elementary School Addition	25	4,288.0								
Lower Yukon Schools, Emmonak Elementary School Replacement	23	1,575.0								
Iditarod Area Schools, McGrath School Reroof	24	765.0								
Ketchikan Gateway Schools, Ketchikan High Phase II	1	10,876.3								
Lower Kuskokwim Schools, Nunapitchuk Elementary School	25	3,820.5								
Yukon Flats Schools, Fort Yukon School Upgrade	24	1,100.0								
Southeast Island Schools, Gildersleeve Floating School Replacement	2	976.0								
Fairbanks North Star Schools, Lathrop Health/Life Safety Renovations	19-21	431.1								
State Library Materials and Equipment	4	250.0			200.0		200.0	350.0		350.0
Public Library Construction Grants	99		140.0			140.0	140.0		140.0	140.0
Postsecondary Education Equipment Replacement	99		51.0							
Yukon - Koyukuk School District - Koyukuk Life/Safety Corrections	24	1,484.6								
Kuspuk School District - Aniak Foundation Rehabilitation	24	300.0								
Lower Kuskokwim Schools, Kasigluk - Akiuk School Planning and Design	25	800.0								
Design & Implementation of Statewide Electronic Network	99				800.0		800.0			
Lower Kuskokwim Schools - Akiuk School Replacement Phase II	25				6,913.0		6,913.0			
Ketchikan Gateway Borough Schools - Ketchikan High School Phase III	1				5,623.7		5,623.7			
Lower Kuskokwim Schools - Nunapitchuk Elementary School Addition	25				2,500.0		2,500.0			
Kodiak Island Borough Schools - Old Harbor K-12 Structural Repair	27				525.0		525.0			
Hoonah City Schools - Sprinkler System/Life Safety Phase II	2				1,738.2		1,738.2			
Alaska Gateway Schools - Tok School Replacement (FY94 has it in ED 35)	17				5,000.0		5,000.0	8,678.9		8,678.9
Regional Boarding School Feasibility Study	99				200.0		200.0			
Alaska Vocational Technical Center Maintenance/Equipment/Dormitory	6				250.0		250.0			

CAPITAL PROJECTS FY 92 - FY94

PROJECT	ED	FY92			FY93			FY94		
		GF	OTHER	TOTAL	GF	OTHER	TOTAL	GF	OTHER	TOTAL
Mt. Edgecumbe - New Dormitory Construction Supplemental Funding	3				545.0		545.0			
Mt. Edgecumbe - Repair and Maintenance	3				280.0		280.0			
Mt. Edgecumbe - Contaminated Site Cleanup	3					430.0	430.0			
Micrographics Laboratory Ventilation	4				77.7		77.7			
Ketchikan Gateway Borough Schools-Ketchikan High School Final Phase	1							9,501.6		9,501.6
Lake and Peninsula Schools-Chignik Bay School Addition	40							1,660.0		1,660.0
Yakutat City Schools-Elementary School Repair	5							581.2		581.2
North Slope Borough Schools-Point Lay Cully School Drinking Water	37							133.1		133.1
Kake City Schools-Elementary & High School Life/Safety	2							1,830.0		1,830.0
Southwest Region Schools-New Stuyahok Roof and Wall Replacement	40							762.8		762.8
Pribilof Schools-St. Paul Roofing and Siding Replacement	40							1,222.7		1,222.7
Statewide Data Management System	4							100.0		100.0
Alaska Vocational Technical Center Maintenance/Equipment/ADA Compliance	8							236.8		236.8
Departmental Micro Image Optical System	4							290.0		290.0
Alaska Vocational Technical Center Equipment Purchases	8							213.7		213.7
State Museum Heating/Ventilation/Air Conditioning Upgrade	4							809.5		809.5
Alaska Commission on Postsecondary Education Intelligent Dialing System	4								200.0	200.0
Alaska Commission on Postsecondary Education Data Processing System Enhancements	4								250.0	250.0
Alaska Commission on Postsecondary Education Borrower Records Data Imaging Analysis	4								50.0	50.0
Department of Health and Social Services										
McLaughlin Youth Center - Main Roof Replacement	7-15	735.0		735.0						
McLaughlin Youth Center - Detention Completion	7-15	2,460.0		2,460.0						
DHSS Renovation, Repair and Deferred Maintenance	99	1,200.0		1,200.0	1,200.0		1,200.0	1,557.3		1,557.3
API Replacement-Design and Schematics	7-15	4,100.0		4,100.0						
API Interim Repairs	7-15	850.0		850.0	1,000.0		1,000.0	1,000.0		1,000.0
Alaska Association of Retarded Citizens Housing Purchase	7-15	110.0		110.0						
Matanuska-Susitna Counseling Center Quarters Purchase	16	30.0		30.0						
Fairbanks Community Mental Health Center Housing Purchase	19-21	125.0		125.0						
Homer Community Mental Health Center Housing Purchase	5	140.0		140.0						
Tok Mental Health Center - Purchase Van	17	16.0		16.0						
Youth Facility Design and Construction - Bethel	25	170.0		170.0						
Sitka Community Mental Health Clinic Housing Purchase	2	170.0		170.0						
Juneau Alliance for the Mentally Ill-Housing Acquisition/Renovation	4	184.0		184.0						
Access Alaska Hammer Project	99	100.0		100.0						

CAPITAL PROJECTS FY 92 - FY94

PROJECT	ED	FY92			FY93			FY94		
		GF	OTHER	TOTAL	GF	OTHER	TOTAL	GF	OTHER	TOTAL
Hope Cottages Inc. - Housing Unit Purchase/Construction	7-15	450.0		450.0						
Fairbanks Resource Agency Group Home Construction	19-21	175.0		175.0						
Nugens Ranch Detoxification/Emergency Svcs Facility Design and Construction	16	150.0		150.0						
Nome-Transitional Living Facility Construction/Renovation	23	100.0		100.0						
McLaughlin Youth Center Fire Alarm Replacement	7-15				250.0		250.0			
McLaughlin Youth Center Education Facility Replacement	7-15				5,250.0		5,250.0			
Central Laboratory Feasibility Study	99				25.0		25.0			
Fairbanks Health Center, Phase II	19-21				2,000.0		2,000.0			
API Building Replacement	99				1,000.0		1,000.0			
Design of Eligibility Information Systems & Other Computer/Data Processing Projects	99				854.7	210.4	1,065.1			
Mental Health Facility Grants	99				2,635.0		2,635.0	5,776.6		5,776.6
Americans With Disabilities Act Response	99							1,000.0		1,000.0
McLaughlin Youth Center Controls Completion	50							300.0		300.0
Developmentally Disabled Vocational Training Center	50								250.0	250.0
Ketchikan Secure Modular Completion	1							100.0		100.0
Eligibility Information System - Phase I	99							1,533.5	1,254.7	2,788.2
General Computers/Communications	99							1,391.2	297.2	1,688.4
Public Health Lab Replacement - Planning/Design	50							500.0		500.0
API 2000 - Design/Sitework	50							8,873.7		8,873.7
Harborview Steam Plant, Phase II	6							800.0		800.0
Department of Labor										
Data Processing Software and Hardware	99	15.8	224.4	240.2						
Worker Protection Equipment/Training	99	32.6	39.1	71.7						
Workers' Compensation Service Delivery Automation	99	80.0		80.0						
Workers' Compensation Claims Handling System Upgrade	99	400.0		400.0						
Enhancement of Access to Information and Services	99				461.2	642.3	1,103.5			
Labor Standards and Safety Enhancements	99				100.0		100.0			
Gov's Committee on Employment of People with Disabilities ADA-Facilities Assessment	99				30.0		30.0			
Enhanced Access to Departmental Information and Services	99				143.8	1,562.7	1,706.5			
Workers' Compensation Records Automation	99							495.7		495.7
Mechanical Inspection Equipment Purchase	99							78.6		78.6
Occupational Safety and Health Equipment Purchase	99							67.6		67.6
Labor Standards and Safety Program Automation	99							186.1		186.1
Economic and Demographic Information Equipment Upgrade	99							172.0		172.0

CAPITAL PROJECTS FY 92 - FY94

PROJECT	ED	FY92			FY93			FY94		
		GF	OTHER	TOTAL	GF	OTHER	TOTAL	GF	OTHER	TOTAL
Department of Commerce and Economic Development										
Weights and Measures Enforcement Equipment	99	144.8		144.8						
Economic Development Matching Grants Program	99	750.0		750.0	700.0		700.0	850.0		850.0
Procurement Technical Assistance Program	99	75.0		75.0						
Deepwater Port Study - Southcentral Alaska	99	200.0								
AEA: Operation, Technical and Emergency Assistance	99		1,500.0	1,500.0	1,700.0		1,700.0		1,300.0	1,300.0
AEA: Electrical System Life/Health/Safety Improvements and Code Compliance	99		1,000.0	1,000.0	1,500.0		1,500.0		750.0	750.0
AEA: Rural Power Systems Upgrades	99		2,000.0	2,000.0	2,000.0		2,000.0		2,750.0	2,750.0
AEA: Bulk Fuel Systems Assessments/Emergency Repairs/Upgrades/Spill Prevention	99		1,000.0	1,000.0	1,000.0		1,000.0		1,000.0	1,000.0
AEA: Bulk Fuel Cooperative Grants	99		75.0	75.0						
AEA: Statewide Electrical and Power Project Upgrades and Feasibility Studies	99		500.0	500.0	250.0		250.0		1,000.0	1,000.0
AIDEA: Northwest Alaska Resource Development Transportation Alternatives	99	200.0		200.0						
Recodification of the Banking Code	99				125.0		125.0			
Expanding Alaska's Small Business Sector	99				253.0		253.0			
Northern Sea Route Development	99				200.0		200.0			
Northern Forum Equipment	99				50.0		50.0			
Eagle Glacier Nordic Training Camp Completion	7-15				70.0		70.0			
Northwest Arctic Coal Development	99				500.0		500.0			
AEA: Waste Heat Program	99				250.0		250.0			
AEA: Energy Enhancements	99				250.0		250.0			
AEA: Electrical Service Extension Fund/Grant Program	99				1,850.0		1,850.0	750.0		750.0
AEA: King Cove Hydroelectric Project Construction	26				2,500.0		2,500.0	250.0		250.0
Data Processing System Enhancement	99							750.0		750.0
Small Business Assistance and Development	99							550.0		550.0
Alaska and Japan Fisheries Cooperative Committee	99							45.0		45.0
Gold Rush Centennial Commemorations	5							100.0		100.0
Coal Initiatives	99							290.0		290.0
AEA: Rural Utility Regionalization, Consolidation & Business Management Training	99								270.0	270.0
AEA: Energy Conservation and Management Program for State-Funded Facilities, Phase I	99							260.0		260.0
AEA: Sutton to Glennallen Intertie Feasibility Study	35							425.0		425.0
AEA: Southeast (Tyee-Snettisham) Intertie Feasibility	99							75.0		75.0
AEA: Component Renewal and Replacement, Alaska Energy Authority-Owned Facilities	99							5,000.0		5,000.0
Bulk Fuel Systems Upgrades	99							1,750.0		1,750.0
Alternative & Applied Energy Technology Development	99								700.0	700.0

CAPITAL PROJECTS FY 92 - FY94

PROJECT	ED	FY92			GF	FY93			GF	FY94		
		GF	OTHER	TOTAL		GF	OTHER	TOTAL		GF	OTHER	TOTAL
Reimbursable Authority	99								2,000.0			2,000.0
Snettisham Acquisition	4								50.0			50.0
Department of Military and Veterans Affairs												
State Emergency Operations Center	7-15	650.0		650.0								
Armory Expansion Design	99	450.0		450.0								
Army National Guard Facilities Deferred Maintenance	99	500.0		500.0					2,000.0	3,165.2		5,165.2
Emergency Operations Center Communications & Geographic Information System	99				350.0	2,000.0	2,350.0					
Army Guard Facilities Scheduled Renewal/Replacement/Code Upgrade	99				250.0		250.0					
Army Guard Facilities Construction/Contingency/Planning	99					2,000.0	2,000.0					
Statewide Environmental Compliance Restoration Projects	99									3,000.0		3,000.0
Fairbanks Armory/Organizational Maintenance Shop Design	60								100.0			100.0
Emergency Operation Center Enhancements	99								1,500.0			1,500.0
Department of Natural Resources												
State Land Status Geographic Information System Project/Completion	99	1,000.0		1,000.0	300.0		300.0		330.0			330.0
Recorders Offices, Replacement Online Index System	99	100.0		100.0								
DNR Facilities Repair, Renovation, Deferred Maintenance	99	400.0		400.0								
Oil and Gas Royalty Accounting System - Hardware and Software Upgrades	99	55.0		55.0	50.0		50.0		25.0			25.0
Statewide Survey Plan	99	250.0		250.0								
Submerged Lands Recalculation Phase II	99	600.0		600.0								
Beaufort and Chukchi Seas Coastline Mapping	99	75.0	75.0	150.0								
Statehood Entitlement Selections/Owner State Assertions/Land Selections	99	2,500.0		2,500.0	1,500.0		1,500.0		2,265.0			2,265.0
Forest Health Initiative	99	450.0		450.0	45.0		45.0		450.0			450.0
State Park Facilities: Repair, Renovation, and Handicapped Accessibility	99	2,500.0		2,500.0								
Land and Water Conservation Fund and Federal Grants	99		1,000.0	1,000.0		1,000.0	1,000.0			1,000.0		1,000.0
National Historic Preservation Fund and Federal Grants	99		640.0	640.0		640.0	640.0			640.0		640.0
Totem Bight Clan House Emergency Repairs	1	488.0		488.0								
Friends of Kennicott, Incorporated-Emergency Stabilization	6	150.0		150.0								
Mental Health Trust Land Settlement Implementation	99				1,500.0		1,500.0					
Recorder's Office/UCC Records Protection and Access Project	99				50.0		50.0		200.0			200.0
Forestry Deferred Facility Maintenance	99				95.0		95.0					
Contaminated Site Cleanup-Peninsula Greenhouse, Soldotna	5					178.0	178.0					
Contaminated Site Cleanup-Forward Pad (Lease Tracts 75 and 76), Deadhorse	22					490.0	490.0					
Contaminated Site Cleanup-Childs Pad (Lease Tract 54), Deadhorse	22					300.0	300.0					

CAPITAL PROJECTS FY 92 - FY94

PROJECT	ED	FY92			FY93			FY94		
		GF	OTHER	TOTAL	GF	OTHER	TOTAL	GF	OTHER	TOTAL
Geophysical/Geological Mineral Inventory	99				450.0		450.0	1,500.0		1,500.0
Contaminated Site Cleanup - River Campground	17					38.0	38.0			
New Recreation/Tourism Facility Development	99				245.0		245.0	250.0		250.0
Rehabilitation and Expansion of Tourist Facilities	99				800.0		800.0	750.0		750.0
Childs Pad, Deadhorse Contaminated Site Cleanup/Assessment	37								290.0	290.0
Forward Alaska Pad, Deadhorse Contaminated Site Cleanup/Assessment	37								200.0	200.0
Soldotna, Peninsula Greenhouse Contaminated Site Cleanup/Assessment	7								41.0	41.0
McGrath Airport Fuel/Retardant Facility Contaminated Site Assessment	36								123.0	123.0
Mental Health Trust Lands Reconstitution	99							3,773.5		3,773.5
Parks-Water, Toilets, Dump Stations Improvements	99							750.0		750.0
Information Systems Efficiencies Downsizing	99							100.0		100.0
Fire Fighter Communications Equipment Purchase	99							150.0		150.0
Coalbed Methane Assessment	99							300.0		300.0
State Land Settlement Projects	99							175.0		175.0
Tapana Valley Forest Harvest Development	99							405.0		405.0
Commercial Recreation Site Leasing	99							150.0		150.0
Forest Inventory	99							350.0		350.0
Seismic Data Acquisition/Evaluation	99							580.0		580.0
Reforestation	99							250.0	200.0	450.0
Geologic Materials Center Expansion/Rehabilitation	24							80.0		80.0
Storet Computer System Completion	99							125.0		125.0
Agriculture Land Disposal	99							100.0		100.0
Wetlands Investigation/Classification	99							60.0		60.0
Mining Projects	99							50.0		50.0
Hydrological Network Evaluation	99							275.0		275.0
Energy Basin Analysis	99							330.0		330.0
Department of Fish and Game										
Major Vessels Maintenance and Rehabilitation	99	350.0		350.0	100.0		100.0	315.0		315.0
Statewide Facilities Renewal and Replacement	99	500.0		500.0						
Public Access Development Statewide	99	700.0	2,100.0	2,800.0	400.0	1,200.0	1,600.0	500.0	1,500.0	2,000.0
Hatchery Improvements in Preparation for Transfer	99	5,000.0		5,000.0	2,725.0		2,725.0			
ANWR Studies	99				100.0		100.0			
Kuskokwim River, Yukon River, and Norton Sound Fisheries Initiative	99				200.0		200.0			
Groundfish Fisheries Economic Returns to the State	99				200.0		200.0			

CAPITAL PROJECTS FY 92 - FY94

PROJECT	ED	FY92			FY93			FY94		
		GF	OTHER	TOTAL	GF	OTHER	TOTAL	GF	OTHER	TOTAL
Genetic Fish Stock Identification	99				500.0		500.0			
Deferred Maintenance, Renewal, and Replacement	99				650.0		650.0			
Hatchery Facility Maintenance and Repair	99				500.0		500.0			
Tag/Otolith Laboratory Relocation/Expansion	4							1,100.0		1,100.0
Crystal Lake Hatchery Water Recirculation System Construction	2							500.0	500.0	1,000.0
Waterfowl Conservation and Enhancement Program	99							420.0		420.0
Kenai River Bank Restoration/Stabilization	99							147.0		147.0
Habitat Improvement/Big Game Population Enhancement	99								2,000.0	2,000.0
Toklat Chum Salmon Restoration	99							252.0		252.0
Statewide Facilities Maintenance/Repair	99							1,825.0		1,825.0
Major Equipment Replacement	99							141.0		141.0
Dutch Harbor Employee Housing Purchase	40							500.0		500.0
Fairbanks Office Addition	60							1,300.0	900.0	2,200.0
Department of Public Safety										
Major Vessel Repair/Enforcement Vessel Repairs	99	401.6		401.6	800.0		800.0			
Aircraft Equipment Overhaul/Repair/Equipment Replacement	99	135.6		135.6	178.4		178.4	459.8		459.8
Protection Equipment Replacement	99	100.0		100.0						
License Plates/Driver Manuals/Microfilm Equipment/Statutes	99	289.5		289.5	700.0		700.0	524.0		524.0
Alaska State Trooper Equipment Replacement	99	100.0		100.0	400.0		400.0	500.0		500.0
Public Safety Office Completion - Bethel	25	116.6		116.6						
Statewide Law Enforcement Systems Maintenance	99	260.7		260.7						
Global Positioning System Equipment	99				71.6		71.6			
Statewide Law Enforcement Systems Maintenance	99				500.0		500.0			
Motor Vehicle Public Services Improvements/Enhancements	99				200.0		200.0	235.5		235.5
Fish and Wildlife Protection Equipment Replacement	99				200.0		200.0	273.2		273.2
Alaska State Trooper Academy Maintenance/Repair	3				180.0		180.0			
Law Enforcement Aircraft	99				1,600.0		1,600.0			
Facilities Renewal and Replacement	99				500.0		500.0			
FWP Enforcement Vessel Repairs	99							570.4		570.4
Statewide Law Enforcement Systems	99							1,800.0		1,800.0
Fish & Wildlife Protection Bulk Fuel Storage Tank Replacement	99							236.6		236.6
Training Academy Equipment	2							37.0		37.0
Facilities Renewel & Replacement/Deferred Maintenance	99							1,500.0		1,500.0
Juneau Public Safety Building Code Upgrade/Modifications	4							450.0		450.0

CAPITAL PROJECTS FY 92 - FY94

PROJECT	ED	FY92			FY93			FY94		
		GF	OTHER	TOTAL	GF	OTHER	TOTAL	GF	OTHER	TOTAL
Enforcement Vessel Replacement	99							1,000.0		1,000.0
Department of Transportation/Public Facilities		74,851.0	316,464.4	391,315.4	50,463.0	389,540.7	440,003.7	64,496.0	391,375.8	455,871.8
Department of Environmental Conservation										
CIP and Statewide Project Planning/Administrative Support	99	334.5		334.5	338.5		338.5			
Haines Wastewater Facilities	2	1,000.0		1,000.0						
Nome Wastewater Treatment Facility	23	1,330.0		1,330.0						
Unalaska Water Project	26	1,000.0		1,000.0						
Juneau Water and Sewer Projects	4	900.0		900.0						
City of Ketchikan Sewage Treatment Plant Upgrade	1	520.0		520.0						
Anchorage Water/Wastewater/Solid Waste Facilities	7-15	2,900.0		2,900.0	4,500.0		4,500.0			
Cordova Sewer System Improvement	6	300.0		300.0						
Kenai Wastewater Treatment Plant Upgrade	5	250.0		250.0						
Kenai Borough Solid Waste Facilities	5	900.0		900.0						
Bristol Bay Borough - King Salmon Sewer	26	1,500.0		1,500.0						
Fairbanks Sewer and Water Projects	19-21	1,000.0		1,000.0	1,000.0		1,000.0			
Alakanuk Honey Bucket Haul	23	305.0		305.0						
Koyuk - Piped Water and Sewer Systems	23	1,200.0		1,200.0						
Stebbins Honey Bucket Access Road	23	38.0		38.0						
Deering Water and Sewer Phase I	22	1,998.4		1,998.4						
Tuluksak Water/Sewer/Solid Waste Study	24	50.0		50.0						
Nikolai Water/Sewer Improvement Project	24	500.0		500.0						
Chevak Sewer Upgrade	23	300.0		300.0						
Hooper Bay Water and Sewer Upgrade	23	990.0		990.0						
Tyonek Water and Sewer Phase III	24	742.0		742.0						
Huslia Sanitation Improvements	24	500.0		500.0						
Kotlik Honey Bucket Clean-Up	23	50.0		50.0						
St. Michael Water Tanker/Fire Truck/Apurtences	23	300.0		300.0						
Anderson Septage Disposal Facility	17	300.0		300.0						
Bethel Wastewater Treatment System Improvements	25	623.0		623.0						
Glennallen Sewer System	17	1,200.0		1,200.0						
Ketchikan Gateway Borough, Mountain Point Water and Sewer	1	2,524.0		2,524.0						
Thorne Bay Sewer Project	2	550.0		550.0						
White Mountain Water and Sewer	23	617.0		617.0						

CAPITAL PROJECTS FY 92 - FY94

PROJECT	ED	GF	FY92		GF	FY93		GF	FY94	
			OTHER	TOTAL		OTHER	TOTAL		OTHER	TOTAL
Klukwan Lagoon	2	194.5		194.5						
Talkeetna Eastside Sewer and Water	16	2,000.0		2,000.0	1,200.0		1,200.0			
Noorvik Water and Sewer Upgrade	22	200.0		200.0	1,150.0		1,150.0			
Cheformak Water and Sewer System	25	2,147.5		2,147.5						
Angoon - Tillinghast Lake Water Development	2	1,280.0		1,280.0						
Gambell Water and Sewer Phase III	23	2,800.0		2,800.0						
Kokhonak Water and Sewer Improvements	26	100.0		100.0						
New Stuyahok Water Sewer and Solid Waste	26	477.0		477.0						
Selawik Storage/Washeteria	22	400.0		400.0						
Togiak Water and Sewer Construction	26	257.0		257.0						
Unalakleet Solid Waste	23	1,414.0		1,414.0						
Golovin Water and Sewer Progressive Improvements Plan Phase II	23	427.3		427.3						
Kotzebue Sewer Main Rehabilitation	22	870.0		870.0						
Statewide Village Clinic Water and Sewer Upgrade	99	500.0		500.0						
Water Quality Geographic Information System Database	99				200.0		200.0			
Automation of Vehicle Inspection Certificates	99				110.5		110.5			
Analytical Equipment and Analysis	99				32.0		32.0			
Bristol Bay Borough - Leader Creek Sewer	26				1,654.9		1,654.9			
Seward - Restore Lowell Point Lagoon	6				924.0		924.0			
Bristol Bay Borough - King Salmon Sewer Phase II	26				1,702.3		1,702.3			
Kake - Gunnuck Greek Sewer Phase II	2				501.0		501.0			
Wasilla - Sewage Treatment Upgrade	16				500.0		500.0			
Klawock - Sewage Treatment Upgrade	2				1,600.0		1,600.0			
North Slope Borough - Wainwright Water/Sewer Tanks	22				500.0		500.0			
Haines - Treatment Plant/Sewer Upgrade	2				351.3		351.3			
Kenai Water and Sewer Projects	5				850.0		850.0			
Nome - Icy View Sewer and Water	23				1,500.0		1,500.0			
Juneau - Back Loop Sewerage - Phase I	4				1,000.0		1,000.0			
North Slope Borough - Kaktovik Water and Sewage Holding Tanks	22				500.0		500.0			
Thorne Bay - Sewerage System and Solid Waste	2				1,250.0		1,250.0			
Kotzebue - Sewage Collection System	22				1,293.0		1,293.0			
Akiak - Sewage Lagoon/Backwash Disposal	25				500.0		500.0			
Alakanuk - Water/Sewer Master Plan and Design	23				500.0		500.0			
Nikolai - Water/Sewer Improvements	24				80.0		80.0			
Mountain Point - Water/Sewer Phase III	1				1,800.0		1,800.0			

CAPITAL PROJECTS FY 92 - FY94

PROJECT	ED	FY92			FY93			FY94		
		GF	OTHER	TOTAL	GF	OTHER	TOTAL	GF	OTHER	TOTAL
Mountain Village - Solid Waste Project	24				61.7		61.7			
Bethel - Kilbuck Wastewater Pumping	25				125.0		125.0			
Bethel - City Subdivision Wastewater	25				125.0		125.0			
Bethel - Bethel Heights Sewer	25				800.0		800.0			
Unalakleet - Airport Utilities Project	23				1,366.0		1,366.0			
Emmonak - Water and Sewer Project	23				1,500.0		1,500.0			
Mekoryuk - Sewage Haul Project	25				170.0		170.0			
Elim-Sewage Outfall Line Extension	23				431.0		431.0			
Anchor Point - Community Water System	5				289.0		289.0			
Chevak Phase I	23				551.0		551.0			
Kiana - Water/Sewer Installation and Sewage	22				230.0		230.0			
Port Lions Water and Sewer Project	27				250.0		250.0			
Shaktoolik Maintenance Equipment	23				210.0		210.0			
Bethel "Main" Wastewater Pump Station	25				140.0		140.0			
Bethel "City Subdivision" Piped Water	25				200.0		200.0			
Kongiganak Water and Sewer Improvements	25				500.0		500.0			
Toksook Bay Water System Improvement	25				150.0		150.0			
Kaltag Water and Sewer Extension Phase I	24				342.4		342.4			
Kotzebue Solid Waste Study	22				150.0		150.0			
McGrath Waste Disposal Improvements	24				600.0		600.0			
Nulato Water and Sewer System Phase III	24				2,665.0		2,665.0			
Whittier Community Water System	6				1,500.0		1,500.0			
Glennallen Sewer System Expansion	17				800.0		800.0			
Kipnuk Washeteria	25				800.0		800.0			
Koyuk Solid Waste Disposal Facility	23				400.0		400.0			
Northwest Arctic Borough - Local Utility Matching Program	22				480.0		480.0			
Chignik Sewer Upgrade/Solid Waste	27				180.0		180.0			
Community Hazardous Waste Storage and Transfer Facility	99				350.0		350.0			
Analytical Equipment and Analyses	99				218.0		218.0			
Municipal Matching Grants Project Administration	99							39.8		39.8
Kodiak - Water System Construction	6							2,503.3		2,503.3
Nome - Icy View Water and Sewer System Construction Phase II	38							1,000.0		1,000.0
Wrangell - Water Main Replacement Design and Construction	2							84.0		84.0
Unalaska - Icy Creek Dam Design and Construction	40							2,850.0		2,850.0
Fairbanks - Sewer Rehabilitation Phase X	31							475.0		475.0

CAPITAL PROJECTS FY 92 - FY94

PROJECT	FY92			FY93			FY94			
	ED	GF	OTHER	TOTAL	GF	OTHER	TOTAL	GF	OTHER	TOTAL
Ketchikan - Drinking Water Disinfection Facility Construction	1							3,300.0		3,300.0
Fairbanks - Ft. Wainwright Interceptor Rehabilitation Phase IIA	31							850.0		850.0
Copper River Highway Sewer Line Design and Construction	35							600.0		600.0
Kenai - Thompson Park Water and Sewer System Construction	9							1,350.0		1,350.0
Juneau - Goat Hill/Back Loop Sewer System Design and Construction Phase II	3							600.0		600.0
Anchorage - Water/Wastewater/Solid Waste Facilities Design and Construction	50							2,500.0		2,500.0
Village Safe Water Project Administration	99							393.9		393.9
Clinic Sanitation Hookups	99							500.0		500.0
Preliminary Project Planning and Evaluation	99							500.0		500.0
Gambell - Water and Sewer System Expansion	38							970.0		970.0
St. Mary's - Water and Sewer System Design and Construction	38							500.0		500.0
Chevak - Watering Point/Landfill/Honeybucket Construction Phase II	38							602.0		602.0
Kaltag - Water and Sewer System Design and Construction	36							646.0		646.0
Bethel - Sewage Lagoon Construction	39							1,000.0		1,000.0
Thorne Bay - Sewer Replacement	5							655.0		655.0
Nulato - Water and Sewer System Construction Phase IV	36							810.0		810.0
Noorvik - Ulilidor/Landfill/Utility Building Construction	37							879.0		879.0
Mountain Point - Water and Sewer System Construction Phase IV	1							926.0		926.0
St. Paul - Water System Replacement/Reconstruction Phase III	40							1,000.0		1,000.0
Kivalina - Water and Sewer System Construction	37							420.0		420.0
Koyuk - Sanitation Facilities Construction Phase III	38							600.0		600.0
Seldovia - Water and Wastewater System Design and Construction	7							985.0		985.0
Hooper Bay - Water and Sewer System Construction	38							1,100.0		1,100.0
Whittier - Water System Reconstruction	35							849.0		849.0
Savoonga - Sanitation Facilities Construction	38							362.0		362.0
Alakanuk - Water and Sewer System Design and Construction	38							500.0		500.0
Marshall - Solid Waste Site Relocation	38							430.0		430.0
St. Michael - Water and Sewer System Design and Construction	38							500.0		500.0
Selawik - Water and Sewer System Construction Phase II	37							480.0		480.0
Nunapitchuk - Water and Sewer System Design and Construction	39							750.0		750.0
Yakutat - Wastewater and Water System Design and Construction	5							899.8		899.8
Kassan - Dam Site and Treatment Plant Construction	5							500.0		500.0
Anvik - Water and Sewer System Design and Construction	36							200.0		200.0
Koyukuk - Landfill Construction	36							130.0		130.0
Mountain Village - Water and Sewer System Improvements	38							551.0		551.0

CAPITAL PROJECTS FY 92 - FY94

PROJECT	ED	FY92			FY93			FY94		
		GF	OTHER	TOTAL	GF	OTHER	TOTAL	GF	OTHER	TOTAL
Kotzebue - Solid Waste Project Final Design and Construction	37							1,000.0		1,000.0
Kipnuk - Water Source Construction	39							800.0		800.0
Nikolai - Hud Homes Sewer System Construction	36							340.0		340.0
Crooked Creek - Water and Sewer System Design and Construction	36							450.0		450.0
Chignik Lake - Landfill Relocation Design and Construction	40							245.9		245.9
Buckland - Water and Sewer System Planning/Design/Construction	37							870.0		870.0
Togiak - Sewer System Design and Construction Phase II	39							348.0		348.0
Golovin - Water Source Transmission Line Construction	38							972.5		972.5
Holy Cross - Sanitation and Lagoon Design and Construction	36							500.0		500.0
Kobuk - Water/Sewer/Solid Waste Master Planning and Design	37							180.0		180.0
Huslia - Water and Sewer Design and Construction	36							350.0		350.0
Deering - Water and Sewer System Construction	37							1,290.0		1,290.0
Solid Waste Planning Grants	99							150.0		150.0
Data Processing Hardware and Software Replacement	99							300.0		300.0
Paralytic Shellfish Testing	99							63.4		63.4
Cooperative Laboratory Internship Program	99							97.5		97.5
Impaired Waterbody Assessment and Recovery Plans	99							300.0		300.0
Northern Panhandle Household Hazardous Waste Removal	99							34.1		34.1
Community Hazardous Waste Storage and Transfer Facilities	99							260.0		260.0
Laboratory Equipment Acquisition and Installation	99							120.0		120.0
Satellite Data Telemetry Demonstration Project	99							125.0		125.0
Department of Community and Regional Affairs										
Weatherization/Energy Conservation/Retrofit Project	99	2,000.0	2,500.0	4,500.0			3,900.0	3,900.0		
Supplemental Housing Development Fund	99	7,000.0		7,000.0			8,200.0	8,200.0		
Community Development Block Grants	99		3,000.0	3,000.0			3,000.0	3,000.0	4,000.0	4,000.0
Job Corps Facility Construction	16	1,000.0		1,000.0						
Development of Aerial Photo Base Maps	99					150.0		150.0		
Fish Tax Sharing Geographic Information System	99					50.0		50.0		
Contaminated Site Cleanup - Chatham Strait Fish Company, New Chenega	6						30.0	30.0		
Housing and Urban Development Federal Home Grant Program	99						3,000.0	3,000.0		
Kivalina Relocation/Alternatives Assessment	22					50.0		50.0		
Organizational Grants	99							600.0		600.0
Data Processing Equipment Purchases	99							600.0		600.0

CAPITAL PROJECTS FY 92 - FY94

PROJECT	ED	FY92			FY93			FY94		
		GF	OTHER	TOTAL	GF	OTHER	TOTAL	GF	OTHER	TOTAL
Department of Corrections										
Statewide Facilities Repair, Renovation, Remodeling	99	2,700.0		2,700.0						
New Facility Planning and Design	99	500.0		500.0						
Equipment Acquisition/Replacement	99	250.0		250.0						
Field Probation Offices Automation and OBSCIS Upgrade	99	300.0		300.0						
Palmer Correctional Center Expansion, Phase III	16	2,800.0		2,800.0						
Deferred Maintenance, Repair, Replacement, Remodeling and Equipment	99				1,250.0		1,250.0	500.0		500.0
Master Plan Implementation and Women's Housing/Programs	99				1,350.0		1,350.0			
Agricultural Rehabilitation Program	92							1,750.0		1,750.0
Special Purpose Facility	50							1,500.0		1,500.0
Statewide Renewel and Replacement	99							2,100.0		2,100.0
Multi-Media Vocational Education Equipment	99							200.0		200.0
Spring Creek Correctional Center Expansion	8							700.0		700.0
Highland Mountain Correctional Center Security Upgrade	24							1,750.0		1,750.0
Management Information System	99							1,500.0		1,500.0
University of Alaska										
Halon Fire Suppression System Replacement	99	160.0		160.0						
Computer Disaster Recovery System Implementation	99	310.0		310.0						
UAF: Fairbanks Residence Halls Security Improvements	19-21	1,300.0		1,300.0						
UAF: Fairbanks Geist Museum Electrical Upgrade	19-21		100.0	100.0						
UAF: Kuskokwim Campus Sackett Dormitory Piling Repair	25		50.0	50.0						
UAF: Fairbanks Arctic Health Research Bldg Laboratory Upgrade Match	19-21		1,000.0	1,000.0						
UAF: Fairbanks Chapman Building Electrical Code Corrections	19-21	350.0	360.0	720.0						
UAF: Fairbanks Campus Stuart Hall Roof Repair	19-21		129.0	129.0						
UAF: Fairbanks Campus Walsh Hall Roof Repair	19-21		75.9	75.9						
UAF: Fairbanks Campus Wickersham Hall Roof Repair	19-21		191.4	191.4						
UAF: Fairbanks Campus Moore Hall Roof Repair	19-21		168.4	168.4						
UAF: Fairbanks Campus Harwood Hall Roof Repair	19-21		137.5	137.5						
UAF: Fairbanks Campus McIntosh Hall Roof Repair	19-21		117.8	117.8						
UAF: Fairbanks Campus Hess Commons Roof Repair	19-21		398.3	398.3						
UAF: Fairbanks Campus Chandalar Housing Foundation Repair	19-21		281.2	281.2						
UAF: Repair, Renovation, Deferred Maintenance	99	8,340.0		8,340.0	2,000.0		2,000.0			
UAA: Nature Conservancy of Alaska	99	216.0		216.0				219.0		219.0
UAA Repairs, Renovation, Deferred Maintenance	99	2,500.0		2,500.0						

CAPITAL PROJECTS FY 92 - FY94

PROJECT	ED	FY92			FY93			FY94		
		GF	OTHER	TOTAL	GF	OTHER	TOTAL	GF	OTHER	TOTAL
UAA: Library Books and Periodical Acquisition	7-15	500.0		500.0						
UAS: Repairs, Renovation, Deferred Maintenance	99	250.0		250.0						
University of Alaska - Fire Training Center Repair and Equipment Acquisition	99					150.0	150.0			
UAF: Repair Buildings Per Code Compliance Order	19-21				5,000.0		5,000.0			
UAF: Construct Phase Vof Butrovich Building	19-21				5,000.0		5,000.0			
UAA: Soldotna Fire Training Contaminated Site Cleanup	5					320.0	320.0			
UAA: Tudor Land Acquisition	7-15				1,622.3		1,622.3			
UAA: Construct Completion of Class/Lab Building	7-15				2,800.0		2,800.0			
UAA: Matanuska-Susitna College Classroom Addition and Alteration	16				1,500.0		1,500.0			
UAF: Fairbanks - Fire Code Compliance	60							5,000.0		6,000.0
UAF: Fairbanks - Contaminated Site Assessment and Cleanup	60								464.1	464.1
UAA: Anchorage - Classroom Improvements/Remodeling	50							1,200.0		1,200.0
UAA: Matanuska-Susitna College - Classroom Completion	26							3,600.0		3,600.0
UAF: Fairbanks - Butrovich Building Completion	60							6,800.0		6,800.0
UAA: Anchorage - Equipment Purchase	50							530.0		530.0
UAA: Anchorage - Aviation Technology Center (Matching)	50							600.0	6,885.0	7,485.0
UAA: Anchorage - Consortium Library and Loop Road Planning/Design	50							270.0		270.0
Alaska Court System										
Kenai Courthouse Remodeling Project/Design and Construction	5	1,500.0		1,500.0						
Statewide Electronic Recording Improvements	99	375.0		375.0						
Fairbanks Courthouse Roof Replacement and Asbestos Removal	19-21	650.0		650.0						
Anchorage Court Buildings Code Corrections	7-15	420.0		420.0						
Handicapped Access	99	210.0		210.0						
Anchorage Court House Construction/Renovation Design and Engineering	7-15	5,000.0		5,000.0						
Anchorage Courthouse Expansion	7-15				19,750.0		19,750.0	21,454.1		21,454.1
Court Technology Enhancements	99				437.5		437.5	437.5		437.5
Grants to Municipalities										
City of Ketchikan Hospital Construction and Renovation	1				4,250.0		4,250.0			
Kenai Peninsula Borough-Design and Construction Kenai/Nikiski Solid Waste Transfer Site	5				800.0		800.0			
City of Unalaska - Iliuliak Medical Center Construction	26				1,000.0		1,000.0			
TOTAL		219,999.1	336,463.8	556,462.9	214,393.9	419,722.1	634,116.9	260,401.4	454,521.0	714,922.4