

H B

5 9 1

February 18, 1992

Attached is the summary of results of a law enforcement survey conducted in southeast Anchorage in January 1992.

The intent of the survey was to obtain as much feedback as possible on what southeast Anchorage residents want in police protection related to levels of service, costs, and providers, in order that direction would be available to the task force and to elected officials.

The survey was prepared by the Southeast Anchorage Police Protection Task Force, organized in October 1991 to explore alternatives for law enforcement in southeast Anchorage and to work toward alternatives which can be supported by the residents and which may be recommended to elected officials and voters in southeast Anchorage. The task force is composed of representatives of each of the southeast Anchorage community councils and HALO, Inc., a southeast Anchorage homeowners and landowners' organization. The contact for the task force is Maribeth Brown, Chair, 345-1468.

The survey was mailed to 10,546 households in southeast Anchorage. The mailing labels were obtained from Motznik Computer Services, Inc., from lists of registered voters in southeast Anchorage who voted in any 1990 or 1991 election or who have registered to vote since October 6, 1990. (Where two or more registered voters with the same last name were shown at the same address, one collectively-addressed form was sent.)

A total of 2,067 responses were received as of January 31.

Responses are summarized in total and are also subtotaled by community council.

**SOUTHEAST ANCHORAGE  
LAW ENFORCEMENT SURVEY  
SUMMARY OF RESULTS  
February 10, 1992**

**RESULTS OF 2,067 RESPONSES**

**1. Response totals by community council district:**

*Question: Please circle the Community Council District in which you live (the attached map indicates those areas)*

|             |     |               |     |                    |     |
|-------------|-----|---------------|-----|--------------------|-----|
| Abbott Loop | 466 | Glen Alps     | 17  | Mid-Hillside       | 295 |
| Basher      | 21  | Hillside East | 182 | Rabbit Creek       | 355 |
| Bear Valley | 43  | Huff-O'Malley | 578 | Don't Know/missing | 110 |

**2. Types of law enforcement identified by respondents as important\*:**

*Question: What types of law enforcement do you see as important for you and your family? Please give a score for each to show how important you think each service is (3=very important, 2=somewhat important, 1=not important)*

\*Percentages may not total 100% due to rounding

a) respond to and investigate serious crimes, accidents with injury, crimes in progress

|                    |       |       |
|--------------------|-------|-------|
| very important     | 1,935 | (94%) |
| somewhat important | 59    | (3%)  |
| not important      | 39    | (2%)  |
| no response        | 34    | (2%)  |

b) conduct regular neighborhood patrols

|                    |     |       |
|--------------------|-----|-------|
| very important     | 459 | (22%) |
| somewhat important | 779 | (38%) |
| not important      | 773 | (37%) |
| no response        | 56  | (3%)  |

c) investigate civil problems, noise/nuisance, disorderly conduct, non-motor vehicle accidents, run-away juveniles

|                    |     |       |
|--------------------|-----|-------|
| very important     | 438 | (21%) |
| somewhat important | 995 | (48%) |
| not important      | 571 | (28%) |
| no response        | 63  | (3%)  |

d) investigate non-violent crimes (e.g., burglary, theft, criminal mischief, trespass, embezzlement) with no immediate suspect

|                    |     |       |
|--------------------|-----|-------|
| very important     | 834 | (40%) |
| somewhat important | 964 | (47%) |
| not important      | 221 | (11%) |
| no response        | 48  | (2%)  |

## e) conduct routine traffic patrols and enforcement

|                    |     |       |
|--------------------|-----|-------|
| very important     | 409 | (20%) |
| somewhat important | 748 | (36%) |
| not important      | 851 | (41%) |
| no response        | 60  | (3%)  |

## f) establish and support community service programs, such as Neighborhood Watch Program, School Liaison Program

|                    |     |       |
|--------------------|-----|-------|
| very important     | 398 | (15%) |
| somewhat important | 780 | (38%) |
| not important      | 817 | (40%) |
| no response        | 72  | (4%)  |

3. Highest taxes respondents willing to pay for law enforcement indicated as "very important" and "somewhat important" in above question.

*Question: What is the most you are willing to pay for the law enforcement you have indicated as "very important" and "somewhat important" in question 2? Please check one.*

|                                    |     |       |
|------------------------------------|-----|-------|
| \$0                                | 213 | (10%) |
| \$100 per \$100,000 assessed value | 655 | (32%) |
| \$200 per \$100,000 assessed value | 516 | (25%) |
| \$300 per \$100,000 assessed value | 302 | (15%) |
| \$400 per \$100,000 assessed value | 247 | (12%) |
| no response                        | 135 | (7%)  |

4. Respondents' satisfaction with level of law enforcement in area (after 11-1-91):

*Question: Rate your satisfaction with the current (after November 1, 1991) level of law enforcement in your area (the information sheet describes those services). Please check one.*

|                   |     |       |
|-------------------|-----|-------|
| very satisfied    | 313 | (15%) |
| satisfied         | 480 | (23%) |
| neutral           | 574 | (28%) |
| dissatisfied      | 421 | (20%) |
| very dissatisfied | 236 | (11%) |
| no response       | 43  | (2%)  |

5. Law enforcement agency generally preferred by respondents.

*Question: Check the law enforcement agency that you generally prefer for your area.*

|                         |       |       |
|-------------------------|-------|-------|
| Alaska State Troopers   | 1,076 | (52%) |
| Anchorage Police Dept   | 272   | (13%) |
| It doesn't matter to me | 687   | (33%) |
| no response             | 32    | (2%)  |

6. Respondents' support for law enforcement service alternatives:

*Question: Please indicate your support by circling yes or no for each of the following alternatives for law enforcement. (Options a) and b) are the only ones currently available to southeast Anchorage. If high interest is shown in any of the other options, the task force will pursue their legal and political possibilities.)*

| alternative   | yes         | no          | no response |
|---|-------------|-------------|-------------|
| a) Anchorage Police Dept. at \$380 per \$100,000 assessed value (Oct 1991 ballot)   | 433 (21%)   | 1,501 (73%) | 131 (6%)    |
| b) Leave things as they are now   | 618 (30%)   | 1,264 (61%) | 185 (9%)    |
| c) Seek a separate service area using State Troopers, supported by taxes (but lower than \$380 per \$100,000 assessed value)  | 1,246 (60%) | 620 (30%)   | 201 (10%)   |
| d) Seek a separate service area using State Troopers supported by taxes (but lower than \$380 per \$100,000 assessed value), with a further contribution to the APD of no more than \$50 per \$100,000 assessed value for services we receive from APD when travelling downtown and for APD emergency backup to the Troopers in Southeast Anchorage | 749 (36%)   | 1,094 (53%) | 224 (11%)   |
| e) Seek a separate service area using the APD, supported by taxes (but lower than \$380 per \$100,000 assessed value)   | 732 (35%)   | 1,108 (54%) | 227 (11%)   |
| f) Gradually phase into APD to full service and cost  | 428 (21%)   | 1,364 (66%) | 275 (13%)   |

#

Southeast Anchorage Law Enforcement Survey  
Detailed Results by Community Council  
February 10, 1992

The attached nine sheets give results of the Southeast Anchorage Law Enforcement Survey at the community council district level. The following explanation may be of help in reading the attached tables. Following is a sample:

Q1 **Serious Crimes** by Q2 Council Area

*Types L.E. IMPORTANT / COUNCIL*

Page 1 of 1

|              |         | Q2      |        |      |       |         |         |          |        |       |         | Row Total |
|--------------|---------|---------|--------|------|-------|---------|---------|----------|--------|-------|---------|-----------|
|              |         | Abbott  | Basher | Bear | Glen  | Hill-E. | Huffman | Mid-Hill | Rabbit | D.K.  | Non-res |           |
| Q3           | Count   |         |        |      |       |         |         |          |        |       |         | Row Total |
|              | Row Pct |         |        |      |       |         |         |          |        |       |         |           |
|              |         | 1.00    | 2.00   | 3.00 | 5.00  | 6.00    | 7.00    | 8.00     | 9.00   | 10.00 | 11.00   |           |
|              |         | Col Pct |        |      |       |         |         |          |        |       |         |           |
|              |         | Tot Pct |        |      |       |         |         |          |        |       |         |           |
| Not Imp      | 1.00    | 9       |        | 1    |       | 1       | 11      | 4        | 7      | 6     |         | 39        |
|              |         | 23.1    |        | 2.6  |       | 2.6     | 28.2    | 10.3     | 17.9   | 15.4  |         | 1.9       |
|              |         | 2.0     |        | 2.3  |       | .6      | 1.9     | 1.4      | 2.0    | 6.4   |         |           |
|              |         | .4      |        | .0   |       | .0      | .5      | .2       | .3     | .3    |         |           |
| Somewht      | 2.00    | 14      |        | 1    |       | 7       | 19      | 7        | 7      | 4     |         | 59        |
|              |         | 23.7    |        | 1.7  |       | 11.9    | 32.2    | 11.9     | 11.9   | 6.8   |         | 2.9       |
|              |         | 3.0     |        | 2.3  |       | 3.9     | 3.3     | 2.4      | 2.0    | 4.3   |         |           |
|              |         | .7      |        | .0   |       | .3      | .9      | .3       | .3     | .2    |         |           |
| Very Imp     | 3.00    | 438     | 21     | 41   | 17    | 171     | 541     | 288      | 336    | 84    | 1       | 1938      |
|              |         | 22.7    | 1.1    | 2.1  | .9    | 8.9     | 28.0    | 14.5     | 17.4   | 4.4   | .1      | 95.2      |
|              |         | 95.0    | 100.0  | 95.3 | 100.0 | 95.5    | 74.7    | 96.2     | 96.0   | 89.4  | 100.0   |           |
|              |         | 21.6    | 1.0    | 2.0  | .8    | 8.4     | 26.7    | 13.8     | 16.6   | 4.1   | .0      |           |
| Column Total |         | 461     | 21     | 43   | 17    | 179     | 571     | 291      | 350    | 94    | 1       | 2028      |
| Total        |         | 22.7    | 1.0    | 2.1  | .8    | 8.8     | 28.2    | 14.3     | 17.3   | 4.6   | .0      | 100.0     |

This item shows the responses to question 2, part a, which asked how important was response to and investigation of serious crimes, accidents with injury, and crimes in progress - "serious crimes."

The top left corner of the grid contains the key:

Count  
Row Pct  
Col Pct  
Tot Pct

Using Abbott Loop as an example, the 9 ("count") in the first box represents 9 respondents who said response to serious crime was not important.

The 23.1 ("row pct") means that Abbott Loop responses in this category totaled 23.1% of the total responses of all the community councils.

The 2.0 ("col pct") means that the 9 "not important" responses represent 2% of the total response to question 2, part a, by Abbott Loop respondents.

The .4 ("tot pct") means that the 9 responses represent .4% of all the responses received from all community council areas for question 2, part a.

|              |         | Q2     |        |      |       |         |         |         |        |       |         |           |
|--------------|---------|--------|--------|------|-------|---------|---------|---------|--------|-------|---------|-----------|
|              |         | Abbott | Basher | Bear | Glen  | Hill-E. | Huffman | Mid-Hil | Rabbit | D.K.  | Non-res | Row Total |
| Count        | Row Pct | 1.00   | 2.00   | 3.00 | 5.00  | 6.00    | 7.00    | 8.00    | 9.00   | 10.00 | 11.00   |           |
| Col Pct      | Tot Pct |        |        |      |       |         |         |         |        |       |         |           |
| 03           |         |        |        |      |       |         |         |         |        |       |         |           |
| Not Imp      | 1.00    | 9      |        | 1    |       | 1       | 11      | 4       | 7      | 6     |         | 39        |
|              |         | 23.1   |        | 2.6  |       | 2.6     | 28.2    | 10.3    | 17.9   | 15.4  |         | 1.9       |
|              |         | 2.0    |        | 2.3  |       | .6      | 1.9     | 1.4     | 2.0    | 6.4   |         |           |
| Somewht      | 2.00    | 14     |        | 1    |       | 7       | 19      | 7       | 7      | 4     |         | 59        |
|              |         | 23.7   |        | 1.7  |       | 11.9    | 32.2    | 11.9    | 11.9   | 6.0   |         | 2.9       |
|              |         | 3.0    |        | 2.3  |       | 3.9     | 3.3     | 2.4     | 2.0    | 4.3   |         |           |
| VeryImp      | 3.00    | 438    | 21     | 41   | 17    | 171     | 541     | 280     | 336    | 84    | 1       | 1930      |
|              |         | 22.7   | 1.1    | 2.1  | .9    | 8.9     | 28.0    | 14.5    | 17.4   | 4.4   | .1      | 95.2      |
|              |         | 95.0   | 100.0  | 95.3 | 100.0 | 95.5    | 94.7    | 96.2    | 96.0   | 89.4  | 100.0   |           |
|              | 21.6    | 1.0    | 2.0    | .8   | 8.4   | 26.7    | 13.8    | 16.6    | 4.1    | .0    |         |           |
| Column Total |         | 461    | 21     | 43   | 17    | 179     | 571     | 291     | 350    | 94    | 1       | 2028      |
|              |         | 22.7   | 1.0    | 2.1  | .8    | 8.8     | 28.2    | 14.3    | 17.3   | 4.6   | .0      | 100.0     |

Multiplying Observations by 70

04 Neighborhood Patrols by Q2 Council Area

|              |         | Q2     |        |      |      |         |         |         |        |       |         |           |
|--------------|---------|--------|--------|------|------|---------|---------|---------|--------|-------|---------|-----------|
|              |         | Abbott | Basher | Bear | Glen | Hill-E. | Huffman | Mid-Hil | Rabbit | D.K.  | Non-res | Row Total |
| Count        | Row Pct | 1.00   | 2.00   | 3.00 | 5.00 | 6.00    | 7.00    | 8.00    | 9.00   | 10.00 | 11.00   |           |
| Col Pct      | Tot Pct |        |        |      |      |         |         |         |        |       |         |           |
| 04           |         |        |        |      |      |         |         |         |        |       |         |           |
| Not Imp      | 1.00    | 119    | 5      | 23   | 9    | 77      | 227     | 106     | 165    | 40    | 1       | 772       |
|              |         | 15.4   | .6     | 3.0  | 1.2  | 10.0    | 29.4    | 13.7    | 21.4   | 5.2   | .1      | 38.5      |
|              |         | 26.3   | 23.8   | 54.8 | 52.9 | 43.3    | 40.2    | 36.9    | 47.6   | 42.1  | 100.0   |           |
| Somewht      | 2.00    | 193    | 10     | 10   | 5    | 62      | 236     | 106     | 117    | 36    |         | 775       |
|              |         | 24.9   | 1.3    | 1.3  | .6   | 8.0     | 30.5    | 13.7    | 15.1   | 4.6   |         | 38.6      |
|              |         | 42.6   | 47.6   | 23.8 | 29.4 | 34.8    | 41.8    | 36.9    | 33.7   | 37.9  |         |           |
| VeryImp      | 3.00    | 140    | 6      | 9    | 3    | 39      | 102     | 75      | 65     | 19    |         | 458       |
|              |         | 30.6   | 1.3    | 2.0  | .7   | 8.5     | 22.3    | 16.4    | 14.2   | 4.1   |         | 22.8      |
|              |         | 30.9   | 28.6   | 21.4 | 17.6 | 21.9    | 18.1    | 26.1    | 18.7   | 20.0  |         |           |
|              | 7.0     | .3     | .4     | .1   | 1.9  | 5.1     | 3.7     | 3.2     | .9     |       |         |           |
| 22.00        |         | 1      |        |      |      |         |         |         |        |       |         | 1         |
|              |         | 100.0  |        |      |      |         |         |         |        |       |         | .0        |
|              |         | .2     |        |      |      |         |         |         |        |       |         |           |
|              |         | .0     |        |      |      |         |         |         |        |       |         |           |
| Column Total |         | 453    | 21     | 42   | 17   | 178     | 565     | 287     | 347    | 95    | 1       | 2006      |
|              |         | 22.6   | 1.0    | 2.1  | .8   | 8.9     | 28.2    | 14.3    | 17.3   | 4.7   | .0      | 100.0     |

05 **Civil Problems** by Q2 Council Area

|              |         | Q2     |        |      |      |         |         |         |        |       |         |           |      |
|--------------|---------|--------|--------|------|------|---------|---------|---------|--------|-------|---------|-----------|------|
|              |         | Abbott | Basher | Bear | Glen | Hill-E. | Huffman | Mid-Hil | Rabbit | D.K.  | Non-res | Row Total |      |
| Count        | Row Pct | 1.00   | 2.00   | 3.00 | 5.00 | 6.00    | 7.00    | 8.00    | 9.00   | 10.00 | 11.00   |           |      |
| Col Pct      | Tot Pct |        |        |      |      |         |         |         |        |       |         |           |      |
| 05           | Not Imp | 1.00   | 105    | 6    | 13   | 6       | 60      | 166     | 80     | 109   | 25      |           | 570  |
|              |         |        | 18.4   | 1.1  | 2.3  | 1.1     | 10.5    | 29.1    | 14.0   | 19.1  | 4.4     |           | 28.5 |
|              |         |        | 23.2   | 28.6 | 31.0 | 35.3    | 33.9    | 29.5    | 27.9   | 31.6  | 26.9    |           |      |
|              |         |        | 5.3    | .3   | .7   | .3      | 3.0     | 8.3     | 4.0    | 5.5   | 1.3     |           |      |
| Somewht      | 2.00    | 224    | 11     | 20   | 10   | 82      | 277     | 139     | 179    | 48    | 1       | 991       |      |
|              |         |        | 22.6   | 1.1  | 2.0  | 1.0     | 8.3     | 20.0    | 14.0   | 18.1  | 4.8     | .1        | 49.6 |
|              |         |        | 49.4   | 52.4 | 47.6 | 58.8    | 46.3    | 49.2    | 48.4   | 51.9  | 51.6    | 100.0     |      |
|              |         |        | 11.2   | .6   | 1.0  | .5      | 4.1     | 13.9    | 7.0    | 9.0   | 2.4     | .1        |      |
| Very Imp     | 3.00    | 124    | 4      | 9    | 1    | 35      | 120     | 68      | 57     | 20    |         | 438       |      |
|              |         |        | 28.3   | .9   | 2.1  | .2      | 8.0     | 27.4    | 15.5   | 13.0  | 4.6     |           | 21.9 |
|              |         |        | 27.4   | 19.0 | 21.4 | 5.9     | 19.8    | 21.3    | 23.7   | 16.5  | 21.5    |           |      |
|              |         |        | 6.2    | .2   | .5   | .1      | 1.8     | 6.0     | 3.4    | 2.9   | 1.0     |           |      |
| Column Total |         | 453    | 21     | 42   | 17   | 177     | 563     | 287     | 345    | 93    | 1       | 1999      |      |
| Total        |         | 22.7   | 1.1    | 2.1  | .9   | 8.9     | 28.2    | 14.4    | 17.3   | 4.7   | .1      | 100.0     |      |

06 **Non-violent crimes with no suspect** by Q2 Council Area

|              |         | Q2     |        |      |      |         |         |         |        |       |         |           |      |
|--------------|---------|--------|--------|------|------|---------|---------|---------|--------|-------|---------|-----------|------|
|              |         | Abbott | Basher | Bear | Glen | Hill-E. | Huffman | Mid-Hil | Rabbit | D.K.  | Non-res | Row Total |      |
| Count        | Row Pct | 1.00   | 2.00   | 3.00 | 5.00 | 6.00    | 7.00    | 8.00    | 9.00   | 10.00 | 11.00   |           |      |
| Col Pct      | Tot Pct |        |        |      |      |         |         |         |        |       |         |           |      |
| 06           | Not Imp | 1.00   | 43     | 3    | 7    | 4       | 19      | 56      | 32     | 41    | 16      |           | 221  |
|              |         |        | 19.5   | 1.4  | 3.2  | 1.8     | 9.4     | 25.3    | 14.5   | 18.6  | 7.2     |           | 11.0 |
|              |         |        | 9.4    | 14.3 | 16.3 | 23.5    | 10.7    | 9.8     | 11.1   | 11.8  | 17.0    |           |      |
|              |         |        | 2.1    | .1   | .3   | .2      | .9      | 2.8     | 1.6    | 2.0   | .8      |           |      |
| Somewht      | 2.00    | 200    | 6      | 19   | 6    | 89      | 296     | 130     | 165    | 49    |         | 960       |      |
|              |         |        | 20.8   | .6   | 2.0  | .6      | 9.3     | 30.8    | 13.5   | 17.2  | 5.1     |           | 47.7 |
|              |         |        | 43.9   | 28.6 | 44.2 | 35.3    | 50.0    | 52.0    | 45.1   | 47.6  | 52.1    |           |      |
|              |         |        | 9.9    | .3   | .9   | .3      | 4.4     | 14.7    | 6.5    | 8.2   | 2.4     |           |      |
| Very Imp     | 3.00    | 213    | 12     | 17   | 7    | 70      | 217     | 126     | 141    | 29    | 1       | 833       |      |
|              |         |        | 25.6   | 1.4  | 2.0  | .8      | 8.4     | 26.1    | 15.1   | 16.9  | 3.5     | .1        | 41.4 |
|              |         |        | 46.7   | 57.1 | 39.5 | 41.2    | 39.3    | 38.1    | 43.8   | 48.6  | 38.9    | 100.0     |      |
|              |         |        | 10.6   | .6   | .8   | .3      | 3.5     | 10.8    | 6.3    | 7.0   | 1.4     | .0        |      |
| Column Total |         | 456    | 21     | 43   | 17   | 178     | 569     | 288     | 347    | 94    | 1       | 2014      |      |
| Total        |         | 22.6   | 1.0    | 2.1  | .8   | 8.8     | 28.3    | 14.3    | 17.2   | 4.7   | .0      | 100.0     |      |

Q7 Traffic Patrol by Q2 Council Area

|              |         | Q2     |        |      |      |         |         |         |        |       |         |           |
|--------------|---------|--------|--------|------|------|---------|---------|---------|--------|-------|---------|-----------|
|              |         | Abbott | Basher | Bear | Glen | Hill-E. | Huffman | Mid-Hil | Rabbit | D.K.  | Non-res | Row Total |
| Count        | Row Pct | 1.00   | 2.00   | 3.00 | 5.00 | 6.00    | 7.00    | 8.00    | 9.00   | 10.00 | 11.00   |           |
| Col Pct      | Tot Pct |        |        |      |      |         |         |         |        |       |         |           |
| Q7           |         |        |        |      |      |         |         |         |        |       |         |           |
| Not Imp      | 1.00    | 151    | 10     | 22   | 9    | 96      | 230     | 107     | 170    | 46    |         | 849       |
|              |         | 17.8   | 1.2    | 2.6  | 1.1  | 11.3    | 27.1    | 12.6    | 21.0   | 5.4   |         | 42.4      |
|              |         | 33.3   | 47.6   | 53.7 | 52.9 | 53.9    | 40.6    | 37.0    | 51.9   | 49.5  |         |           |
|              |         | 7.5    | .5     | 1.1  | .4   | 4.8     | 11.5    | 5.3     | 8.9    | 2.3   |         |           |
| Somewht      | 2.00    | 176    | 0      | 12   | 6    | 51      | 244     | 111     | 109    | 27    | 1       | 745       |
|              |         | 23.6   |        | 1.6  | .8   | 6.8     | 32.8    | 14.9    | 14.6   | 3.6   | .1      | 37.2      |
|              |         | 38.8   | 38.1   | 29.3 | 35.3 | 28.7    | 43.1    | 38.4    | 31.8   | 29.0  | 100.0   |           |
|              |         | 8.8    | .4     | .6   | .3   | 2.5     | 12.2    | 5.5     | 5.4    | 1.3   | .0      |           |
| Very Imp     | 3.00    | 127    | 3      | 7    | 2    | 31      | 92      | 71      | 56     | 20    |         | 409       |
|              |         | 31.1   | .7     | 1.7  | .5   | 7.6     | 22.5    | 17.4    | 13.7   | 4.9   |         | 20.4      |
|              |         | 28.0   | 14.3   | 17.1 | 11.8 | 17.4    | 16.3    | 24.6    | 16.3   | 21.5  |         |           |
|              |         | 6.3    | .1     | .3   | .1   | 1.5     | 4.6     | 3.5     | 2.8    | 1.0   |         |           |
| Column Total |         | 454    | 21     | 41   | 17   | 178     | 566     | 289     | 343    | 93    | 1       | 2003      |
| Total        |         | 22.7   | 1.0    | 2.0  | .8   | 8.9     | 28.3    | 14.4    | 17.1   | 4.6   | .0      | 100.0     |

~~Number of Missing~~

Q8 Community Service by Q2 Council Area

|              |         | Q2     |        |      |      |         |         |         |        |       |         |           |
|--------------|---------|--------|--------|------|------|---------|---------|---------|--------|-------|---------|-----------|
|              |         | Abbott | Basher | Bear | Glen | Hill-E. | Huffman | Mid-Hil | Rabbit | D.K.  | Non-res | Row Total |
| Count        | Row Pct | 1.00   | 2.00   | 3.00 | 5.00 | 6.00    | 7.00    | 8.00    | 9.00   | 10.00 | 11.00   |           |
| Col Pct      | Tot Pct |        |        |      |      |         |         |         |        |       |         |           |
| Q8           |         |        |        |      |      |         |         |         |        |       |         |           |
| Not Imp      | 1.00    | 152    | 11     | 19   | 9    | 91      | 314     | 121     | 159    | 40    |         | 816       |
|              |         | 18.6   | 1.3    | 2.3  | 1.1  | 11.2    | 26.2    | 14.8    | 19.5   | 4.9   |         | 41.0      |
|              |         | 33.9   | 52.4   | 46.3 | 52.9 | 51.4    | 38.1    | 42.3    | 46.4   | 43.0  |         |           |
|              |         | 7.6    | .6     | 1.0  | .5   | 4.6     | 10.8    | 6.1     | 8.0    | 2.0   |         |           |
| Somewht      | 2.00    | 194    | 9      | 13   | 4    | 58      | 233     | 114     | 176    | 25    | 1       | 777       |
|              |         | 25.0   | 1.2    | 1.7  | .5   | 7.5     | 30.0    | 14.7    | 16.2   | 3.2   | .1      | 39.0      |
|              |         | 43.2   | 42.9   | 31.7 | 23.5 | 32.8    | 41.5    | 39.9    | 36.7   | 26.9  | 100.0   |           |
|              |         | 9.7    | .5     | .7   | .2   | 2.9     | 11.7    | 5.7     | 6.3    | 1.3   | .1      |           |
| Very Imp     | 3.00    | 103    | 1      | 9    | 4    | 28      | 115     | 51      | 58     | 28    |         | 397       |
|              |         | 25.9   | .3     | 2.3  | 1.0  | 7.1     | 29.0    | 12.8    | 14.6   | 7.1   |         | 19.9      |
|              |         | 22.9   | 4.8    | 22.0 | 23.5 | 15.8    | 20.5    | 17.8    | 16.9   | 30.1  |         |           |
|              |         | 5.2    | .1     | .5   | .2   | 1.4     | 5.8     | 2.6     | 2.9    | 1.4   |         |           |
| Column Total |         | 449    | 21     | 41   | 17   | 177     | 562     | 286     | 343    | 93    | 1       | 1990      |
| Total        |         | 22.6   | 1.1    | 2.1  | .9   | 8.9     | 28.2    | 14.4    | 17.2   | 4.7   | .1      | 100.0     |

Q9 Tax Assessment

by Q2 Council Area

# HIGHEST TAX ASSESSMENT WANTED/

Page 1 of

COUNCIL

|              |  | Q2     |        |      |      |         |         |          |        |       |         |           |
|--------------|--|--------|--------|------|------|---------|---------|----------|--------|-------|---------|-----------|
|              |  | Abbott | Basher | Bear | Glen | Hill-E. | Huffman | Mid-Hill | Rabbit | D.K.  | Non-res | Row Total |
| Q9           | Count<br>Row Pct<br>Col Pct<br>Tot Pct | 1.00   | 2.00   | 3.00 | 5.00 | 6.00    | 7.00    | 8.00     | 9.00   | 10.00 | 11.00   |           |
| \$0          | 1.00                                   | 41     |        | 4    | 1    | 15      | 61      | 26       | 50     | 15    |         | 213       |
|              |  | 19.2   |        | 1.9  | .5   | 7.0     | 28.6    | 12.2     | 23.5   | 7.0   |         | 11.0      |
|              |  | 9.3    |        | 9.8  | 6.3  | 8.8     | 11.3    | 9.6      | 14.7   | 16.3  |         |           |
|              |  | 2.1    |        | .2   | .1   | .8      | 3.2     | 1.3      | 2.6    | .8    |         |           |
| \$100        | 2.00                                   | 139    | 8      | 19   | 8    | 67      | 181     | 96       | 105    | 30    |         | 653       |
|              |  | 21.3   | 1.2    | 2.9  | 1.2  | 10.3    | 27.7    | 14.7     | 16.1   | 4.6   |         | 33.9      |
|              |  | 31.7   | 38.1   | 46.3 | 50.0 | 39.4    | 33.6    | 35.6     | 30.9   | 32.6  |         |           |
|              |  | 7.2    | .4     | 1.0  | .4   | 3.5     | 9.4     | 5.0      | 5.4    | 1.6   |         |           |
| \$200        | 3.00                                   | 117    | 7      | 10   | 7    | 37      | 139     | 73       | 97     | 27    | 1       | 515       |
|              |  | 22.7   | 1.4    | 1.9  | 1.4  | 7.2     | 27.0    | 14.2     | 18.8   | 5.2   | .2      | 26.7      |
|              |  | 26.7   | 33.3   | 24.4 | 43.8 | 21.8    | 25.8    | 27.0     | 28.5   | 29.3  | 100.0   |           |
|              |  | 6.1    | .4     | .5   | .4   | 1.9     | 7.2     | 3.8      | 5.0    | 1.4   | .1      |           |
| \$300        | 4.00                                   | 83     | 3      | 5    |      |         | 91      | 40       | 44     | 12    |         | 302       |
|              |  | 27.5   | 1.0    | 1.7  |      |         | 7.9     | 30.1     | 13.2   | 14.6  | 4.0     | 15.7      |
|              |  | 18.9   | 14.3   | 12.2 |      |         | 14.1    | 16.9     | 14.8   | 12.9  | 13.0    |           |
|              |  | 4.3    | .2     | .3   |      |         | 1.2     | 4.7      | 2.1    | 2.3   | .6      |           |
| \$400        | 5.00                                   | 59     | 3      | 3    |      | 27      | 67      | 35       | 44     | 8     |         | 246       |
|              |  | 24.0   | 1.2    | 1.2  |      | 11.0    | 27.2    | 14.2     | 17.9   | 3.3   |         | 12.8      |
|              |  | 13.4   | 14.3   | 7.3  |      | 15.9    | 12.4    | 13.0     | 12.9   | 8.7   |         |           |
|              |  | 3.1    | .2     | .2   |      | 1.4     | 3.5     | 1.8      | 2.3    | .4    |         |           |
| Column Total |  | 439    | 21     | 41   | 16   | 170     | 539     | 270      | 340    | 92    | 1       | 1929      |
|              |  | 22.8   | 1.1    | 2.1  | .8   | 8.8     | 27.9    | 14.0     | 17.6   | 4.8   | .1      | 100.0     |

Q10 Satisfaction by Q2 Council Area

# SATISFACTION W ENFORCEMENT/COUNCIL

|              |  | Q2     |        |      |      |         |         |         |        |       |           |
|--------------|--|--------|--------|------|------|---------|---------|---------|--------|-------|-----------|
|              |  | Abbott | Basher | Bear | Glen | Hill-E. | Huffman | Mid-Hil | Rabbit | D.K.  | Row Total |
| Q10          | Count<br>Row Pct<br>Col Pct<br>Tot Pct | 1.00   | 2.00   | 3.00 | 5.00 | 6.00    | 7.00    | 8.00    | 9.00   | 10.00 |           |
| VerySat      | 1.00                                   | 59     | 4      | 6    | 4    | 29      | 86      | 42      | 62     | 20    | 312       |
|              |  | 18.9   | 1.3    | 1.9  | 1.3  | 9.3     | 27.6    | 13.5    | 19.9   | 6.4   | 15.5      |
|              |  | 12.9   | 19.0   | 14.3 | 23.5 | 16.3    | 15.1    | 14.6    | 17.7   | 20.2  |           |
| Sat          | 2.00                                   | 96     |        | 13   | 6    | 57      | 132     | 62      | 87     | 26    | 479       |
|              |  | 20.0   |        | 2.7  | 1.3  | 11.9    | 27.6    | 12.9    | 18.2   | 5.4   | 23.7      |
|              |  | 21.1   |        | 31.0 | 35.3 | 32.0    | 23.2    | 21.5    | 24.9   | 26.3  |           |
| Neutral      | 3.00                                   | 137    | 9      | 7    | 6    | 37      | 181     | 85      | 90     | 22    | 574       |
|              |  | 23.9   | 1.6    | 1.2  | 1.0  | 6.4     | 31.5    | 14.8    | 15.7   | 3.8   | 28.4      |
|              |  | 30.0   | 42.9   | 16.7 | 35.3 | 20.8    | 31.9    | 29.5    | 25.7   | 22.2  |           |
| DisSat       | 4.00                                   | 98     | 5      | 8    |      | 34      | 115     | 65      | 75     | 18    | 418       |
|              |  | 23.4   | 1.2    | 1.9  |      | 8.1     | 27.5    | 15.6    | 17.9   | 4.3   | 20.7      |
|              |  | 21.5   | 23.8   | 19.0 |      | 19.1    | 20.2    | 22.6    | 21.4   | 18.2  |           |
| VeryDis      | 5.00                                   | 66     | 3      | 8    | 1    | 21      | 54      | 34      | 36     | 13    | 236       |
|              |  | 28.0   | 1.3    | 3.4  | .4   | 8.9     | 22.9    | 14.4    | 15.3   | 5.5   | 11.7      |
|              |  | 14.5   | 14.3   | 19.0 | 5.9  | 11.8    | 9.5     | 11.8    | 10.3   | 13.1  |           |
| Column Total |  | 456    | 21     | 42   | 17   | 178     | 568     | 288     | 350    | 99    | 2019      |
|              | Total                                  | 22.6   | 1.0    | 2.1  | .8   | 8.8     | 28.1    | 14.3    | 17.3   | 4.9   | 100.0     |

Q11 Preferred Agency by Q2 Council Area / **COUNCIL**

|              |         | Q2     |        |      |      |         |         |         |        |       |         |           |
|--------------|---------|--------|--------|------|------|---------|---------|---------|--------|-------|---------|-----------|
|              |         | Abbott | Basher | Bear | Glen | Hill-E. | Huffman | Mid-Hil | Rabbit | D.K.  | Non-res | Row Total |
| Count        | Row Pct |        |        |      |      |         |         |         |        |       |         |           |
| Col Pct      | Tot Pct | 1.00   | 2.00   | 3.00 | 5.00 | 6.00    | 7.00    | 8.00    | 9.00   | 10.00 | 11.00   |           |
| Q11          |         |        |        |      |      |         |         |         |        |       |         |           |
| A.S.T.       | 1.00    | 181    | 9      | 28   | 15   | 122     | 291     | 171     | 208    | 47    |         | 1072      |
|              |         | 16.9   | .8     | 2.6  | 1.4  | 11.4    | 27.1    | 16.0    | 19.4   | 4.4   |         | 52.8      |
|              |         | 39.5   | 42.9   | 65.1 | 88.2 | 67.4    | 51.1    | 58.6    | 58.9   | 49.0  |         |           |
|              |         | 8.9    | .4     | 1.4  | .7   | 6.0     | 14.3    | 8.4     | 10.2   | 2.3   |         |           |
| A.P.D.       | 2.00    | 97     | 1      | 5    |      | 21      | 74      | 36      | 26     | 11    | 1       | 272       |
|              |         | 35.7   | .4     | 1.8  |      | 7.7     | 27.2    | 13.2    | 9.6    | 4.0   | .4      | 13.4      |
|              |         | 21.2   | 4.8    | 11.6 |      | 11.6    | 13.0    | 12.3    | 7.4    | 11.5  | 100.0   |           |
|              |         | 4.8    | .0     | .2   |      | 1.0     | 3.6     | 1.8     | 1.3    | .5    | .0      |           |
| ?????        | 3.00    | 180    | 11     | 10   | 2    | 38      | 204     | 85      | 118    | 38    |         | 686       |
|              |         | 26.2   | 1.6    | 1.5  | .3   | 5.5     | 29.7    | 12.4    | 17.2   | 5.5   |         | 33.8      |
|              |         | 39.3   | 52.4   | 23.3 | 11.8 | 21.0    | 35.9    | 29.1    | 33.4   | 39.6  |         |           |
|              |         | 8.9    | .5     | .5   | .1   | 1.9     | 10.0    | 4.2     | 5.8    | 1.9   |         |           |
|              | 5.00    |        |        |      |      |         |         |         | 1      |       |         | 1         |
|              |         |        |        |      |      |         |         |         | 100.0  |       |         | .0        |
|              |         |        |        |      |      |         |         |         | .3     |       |         |           |
|              |         |        |        |      |      |         |         |         | .0     |       |         |           |
| Column Total |         | 458    | 21     | 43   | 17   | 181     | 569     | 292     | 353    | 96    | 1       | 2031      |
|              |         | 22.6   | 1.0    | 2.1  | .8   | 8.9     | 28.0    | 14.4    | 17.4   | 4.7   | .0      | 100.0     |

Q2

| Count        | Row Pct | Q2     |        |      |       |         |         |         |        |       |         | Row Total |
|--------------|---------|--------|--------|------|-------|---------|---------|---------|--------|-------|---------|-----------|
|              |         | Abbott | Basher | Bear | Glen  | Hill-E. | Huffman | Mid-Hil | Rabbit | D.K.  | Non-res |           |
| Col Pct      | Tot Pct | 1.00   | 2.00   | 3.00 | 5.00  | 6.00    | 7.00    | 8.00    | 9.00   | 10.00 | 11.00   |           |
| 12           |         |        |        |      |       |         |         |         |        |       |         | 432       |
| Yes          | 1.00    | 129    | 4      | 8    |       | 36      | 109     | 62      | 64     | 20    |         | 22.4      |
|              |         | 29.9   | .9     | 1.9  |       | 8.3     | 25.2    | 14.4    | 14.8   | 4.6   |         |           |
|              |         | 29.9   | 21.1   | 21.1 |       | 20.7    | 20.1    | 22.5    | 19.0   | 20.8  |         |           |
|              |         | 6.7    | .2     | .4   |       | 1.9     | 5.7     | 3.2     | 3.3    | 1.0   |         |           |
| No           | 2.00    | 303    | 15     | 30   | 16    | 138     | 432     | 214     | 272    | 76    | 1       | 1497      |
|              |         | 20.2   | 1.0    | 2.0  | 1.1   | 9.2     | 28.9    | 14.3    | 18.2   | 5.1   | .1      | 77.6      |
|              |         | 70.1   | 78.9   | 78.9 | 100.0 | 79.3    | 79.9    | 77.5    | 81.0   | 79.2  | 100.0   |           |
|              |         | 15.7   | .8     | 1.6  | .8    | 7.2     | 22.4    | 11.1    | 14.1   | 3.9   | .1      |           |
| Column Total |         | 432    | 19     | 38   | 16    | 174     | 541     | 276     | 336    | 96    | 1       | 1929      |
| Total        |         | 22.4   | 1.0    | 2.0  | .8    | 9.0     | 28.0    | 14.3    | 17.4   | 5.0   | .1      | 100.0     |

Q13 **Leave As Now** by Q2 Council Area

Page 1 of 1

Q2

| Count        | Row Pct | Q2     |        |      |      |         |         |         |        |       |         | Row Total |
|--------------|---------|--------|--------|------|------|---------|---------|---------|--------|-------|---------|-----------|
|              |         | Abbott | Basher | Bear | Glen | Hill-E. | Huffman | Mid-Hil | Rabbit | D.K.  | Non-res |           |
| Col Pct      | Tot Pct | 1.00   | 2.00   | 3.00 | 5.00 | 6.00    | 7.00    | 8.00    | 9.00   | 10.00 | 11.00   |           |
| Q13          |         |        |        |      |      |         |         |         |        |       |         | 616       |
| Yes          | 1.00    | 116    | 6      | 9    | 7    | 69      | 176     | 82      | 112    | 38    | 1       | 32.0      |
|              |         | 18.8   | 1.0    | 1.5  | 1.1  | 11.2    | 28.6    | 13.3    | 18.2   | 6.2   | .2      |           |
|              |         | 28.0   | 31.6   | 25.7 | 41.2 | 39.9    | 33.3    | 30.8    | 34.1   | 40.9  | 100.0   |           |
|              |         | 6.2    | .3     | .5   | .4   | 3.7     | 9.4     | 4.4     | 6.0    | 2.0   | .1      |           |
| No           | 2.00    | 299    | 13     | 26   | 10   | 104     | 353     | 184     | 216    | 55    |         | 1260      |
|              |         | 23.7   | 1.0    | 2.1  | .8   | 8.3     | 28.0    | 14.6    | 17.1   | 4.4   |         | 67.2      |
|              |         | 72.0   | 68.4   | 74.3 | 58.8 | 60.1    | 66.7    | 69.2    | 65.9   | 59.1  |         |           |
|              |         | 15.9   | .7     | 1.4  | .5   | 5.5     | 18.8    | 9.8     | 11.5   | 2.9   |         |           |
| Column Total |         | 415    | 19     | 35   | 17   | 173     | 529     | 266     | 328    | 93    | 1       | 1876      |
| Total        |         | 22.1   | 1.0    | 1.9  | .9   | 9.0     | 28.2    | 14.2    | 17.5   | 5.0   | .1      | 100.0     |

Q14 **A.S.T. below \$380** by Q2 Council Area

Page 1 of 1

Q2

| Count        | Row Pct | Q2     |        |      |      |         |         |         |        |       |         | Row Total |
|--------------|---------|--------|--------|------|------|---------|---------|---------|--------|-------|---------|-----------|
|              |         | Abbott | Basher | Bear | Glen | Hill-E. | Huffman | Mid-Hil | Rabbit | D.K.  | Non-res |           |
| Col Pct      | Tot Pct | 1.00   | 2.00   | 3.00 | 5.00 | 6.00    | 7.00    | 8.00    | 9.00   | 10.00 | 11.00   |           |
| Q14          |         |        |        |      |      |         |         |         |        |       |         | 1243      |
| Yes          | 1.00    | 239    | 11     | 29   | 15   | 116     | 352     | 189     | 239    | 53    |         | 66.8      |
|              |         | 19.2   | .9     | 2.3  | 1.2  | 9.3     | 28.3    | 15.2    | 19.2   | 4.3   |         |           |
|              |         | 59.0   | 61.1   | 76.3 | 88.2 | 69.5    | 67.7    | 70.0    | 71.3   | 58.9  |         |           |
|              |         | 12.8   | .6     | 1.6  | .8   | 6.2     | 18.9    | 10.2    | 12.8   | 2.8   |         |           |
| No           | 2.00    | 166    | 7      | 9    | 2    | 51      | 168     | 81      | 96     | 37    | 1       | 618       |
|              |         | 26.9   | 1.1    | 1.5  | .3   | 8.3     | 27.2    | 13.1    | 15.5   | 6.0   | .2      | 33.2      |
|              |         | 41.0   | 38.9   | 23.7 | 11.8 | 30.5    | 32.3    | 30.0    | 28.7   | 41.1  | 100.0   |           |
|              |         | 8.9    | .4     | .5   | .1   | 2.7     | 9.0     | 4.4     | 5.2    | 2.0   | .1      |           |
| Column Total |         | 405    | 18     | 38   | 17   | 167     | 520     | 270     | 335    | 90    | 1       | 1861      |
| Total        |         | 21.8   | 1.0    | 2.0  | .9   | 9.0     | 27.9    | 14.5    | 18.0   | 4.8   | .1      | 100.0     |

# L.E. SERVICE ALTERNATIVES / COUNCIL

Q15 A.S.T. with A.P.D. Contribution by Q2 Council Area

|              |         | Q2     |        |      |      |         |         |         |        |       |         |           |
|--------------|---------|--------|--------|------|------|---------|---------|---------|--------|-------|---------|-----------|
|              |         | Abbott | Basher | Bear | Glen | Hill-E. | Huffman | Mid-Hil | Rabbit | D.K.  | Non-res | Row Total |
| Count        | Row Pct |        |        |      |      |         |         |         |        |       |         |           |
| Col Pct      | Tot Pct | 1.00   | 2.00   | 3.00 | 5.00 | 6.00    | 7.00    | 8.00    | 9.00   | 10.00 | 11.00   |           |
| Yes          | 1.00    | 164    | 10     | 21   | 6    | 54      | 209     | 109     | 133    | 42    |         | 748       |
|              |         | 21.9   | 1.3    | 2.8  | .8   | 7.2     | 27.9    | 14.6    | 17.8   | 5.6   |         | 40.7      |
|              |         | 40.3   | 52.6   | 55.3 | 42.9 | 32.9    | 41.0    | 40.5    | 41.0   | 45.7  |         |           |
|              |         | 8.9    | .5     | 1.1  | .3   | 2.9     | 11.4    | 5.9     | 7.2    | 2.3   |         |           |
| No           | 2.00    | 243    | 9      | 17   | 8    | 110     | 301     | 160     | 191    | 49    | 1       | 1089      |
|              |         | 22.3   | .8     | 1.6  | .7   | 10.1    | 27.6    | 14.7    | 17.5   | 4.5   | .1      | 59.2      |
|              |         | 59.7   | 47.4   | 44.7 | 57.1 | 67.1    | 59.0    | 59.5    | 59.0   | 53.3  | 100.0   |           |
|              |         | 13.2   | .5     | .9   | .4   | 6.0     | 16.4    | 8.7     | 10.4   | 2.7   | .1      |           |
|              | 22.00   |        |        |      |      |         |         |         |        | 1     |         | 1         |
|              |         |        |        |      |      |         |         |         | 100.0  |       |         | .1        |
|              |         |        |        |      |      |         |         |         |        | 1.1   |         |           |
|              |         |        |        |      |      |         |         |         |        | .1    |         |           |
| Column Total |         | 407    | 19     | 38   | 14   | 164     | 510     | 269     | 324    | 92    | 1       | 1838      |
| Total        |         | 22.1   | 1.0    | 2.1  | .8   | 8.9     | 27.7    | 14.6    | 17.6   | 5.0   | .1      | 100.0     |

Q16 A.P.D. separate service area by Q2 Council Area

Page 1 of 1

|              |         | Q2     |        |      |      |         |         |         |        |       |         |           |
|--------------|---------|--------|--------|------|------|---------|---------|---------|--------|-------|---------|-----------|
|              |         | Abbott | Basher | Bear | Glen | Hill-E. | Huffman | Mid-Hil | Rabbit | D.K.  | Non-res | Row Total |
| Count        | Row Pct |        |        |      |      |         |         |         |        |       |         |           |
| Col Pct      | Tot Pct | 1.00   | 2.00   | 3.00 | 5.00 | 6.00    | 7.00    | 8.00    | 9.00   | 10.00 | 11.00   |           |
| Yes          | 1.00    | 197    | 10     | 15   | 3    | 57      | 208     | 91      | 124    | 25    |         | 730       |
|              |         | 27.0   | 1.4    | 2.1  | .4   | 7.8     | 28.5    | 12.5    | 17.0   | 3.4   |         | 39.8      |
|              |         | 48.0   | 55.6   | 39.5 | 20.0 | 33.3    | 40.9    | 34.6    | 38.3   | 28.7  |         |           |
|              |         | 10.7   | .5     | .8   | .2   | 3.1     | 11.3    | 5.0     | 6.8    | 1.4   |         |           |
| No           | 2.00    | 213    | 8      | 23   | 12   | 114     | 300     | 172     | 200    | 62    | 1       | 1105      |
|              |         | 19.3   | .7     | 2.1  | 1.1  | 10.3    | 27.1    | 15.6    | 18.1   | 5.6   | .1      | 60.2      |
|              |         | 52.0   | 44.4   | 60.5 | 80.0 | 66.7    | 59.1    | 65.4    | 61.7   | 71.3  | 100.0   |           |
|              |         | 11.6   | .4     | 1.3  | .7   | 6.2     | 16.3    | 9.4     | 10.9   | 3.4   | .1      |           |
| Column Total |         | 410    | 18     | 38   | 15   | 171     | 508     | 263     | 324    | 87    | 1       | 1835      |
| Total        |         | 22.3   | 1.0    | 2.1  | .8   | 9.3     | 27.7    | 14.3    | 17.7   | 4.7   | .1      | 100.0     |

ALASKA STATE LEGISLATURE  
HOUSE OF REPRESENTATIVES

3111 C STREET  
ANCHORAGE, ALASKA 99503  
(907) 561-2034

WHILE IN SESSION  
STATE CAPITOL  
JUNEAU, ALASKA 99801-1182  
(907) 465-4843



LABOR & COMMERCE

STATE AFFAIRS

REPRESENTATIVE BETTY BRUCKMAN

## Local reimbursement to the State for police protection

The Governor has introduced HB 350, requiring cities with a population of 2,000 or more to provide areawide police protection within the city boundary. The effect of this legislation is felt only by Anchorage and Wasilla, although we are increasingly seeing other Alaskan communities facing the same dilemma. The major objection to HB 350 is its limited application. Establishing different levels of criteria for public safety around the State is bad public policy. A fair and equitable approach would be to treat all communities the same. The approach suggested in this legislation would allow local communities to opt to "contract" with State Troopers for coverage other than that already provided by the Department of Public Safety.

I have requested the Legislative Research Agency to review other state's policies to determine if there is any precedent for this or other creative approaches for reimbursement. According to the National Conference of State Legislatures, the Federal Tax Administration and the International Association of Chiefs of Police, no state provides continuing State Police protection to local areas without some method of assessing the residents.

This legislation as introduced, was developed working with the Southeast Anchorage Police Protection Task Force. The SAPPTF was organized in October 1991 to explore alternatives which can be supported by the residents and which may be recommended to elected officials and voters. The task force is composed of representatives of each of the southeast Anchorage community councils and HALO, Inc., a southeast Anchorage homeowners and landowners organization.

This legislation would allow the residents of an area in a municipality to file a petition with the Municipal Clerk for the formation of a special police service area. The estimated actual cost of providing the service as determined by the Commissioner of Public Safety and the question of levying assessments to cover that estimated cost shall then be placed before

the voters. The governing body shall levy the assessment and make payment to the State without provision for administrative or other costs incurred by the municipality. The Department of Public Safety shall provide the service described. The continuation of the police protection service area shall be voted on at least every three years. If the service area is rejected, it is dissolved 120 days after certification of the election.

463 4362


## MEMORANDUM

State of Alaska  
Department of Law

TO: The Honorable Edgar Blatchford  
Commissioner  
Department of Community &  
Regional Affairs

DATE: December 20, 1991  
FILE NO: 663-92-0288  
TEL. NO: 465-3600  
SUBJECT: Southeast Anchorage  
service area - police  
protection

FROM

  
Marjorie L. Odland  
Assistant Attorney General  
Governmental Affairs - Juneau

You have asked us to review an opinion issued by Anchorage's municipal attorney concerning the municipality's legal obligation to provide areawide police protection, and to advise if we concur with the opinion.

Anchorage's attorney ultimately concludes that the municipality is under a legal duty to provide police protection areawide, notwithstanding certain provisions in its charter. 1/

In brief, this office agrees as to the policy expressed in the opinion. We believe it exemplifies good public policy for home rule municipalities to provide areawide police protection and to provide such service equally throughout the municipality. It is also good policy, from a municipal law standpoint, for home rule municipalities not to overly restrict or limit their governmental powers in a charter.

We caution, however, that to conclude the charter provision providing for police services on a service area basis is unconstitutional may have far-reaching consequences and may be inconsistent with article X, sections 9 (charters) and 11 (home rule powers) of the Alaska Constitution. Additionally, the police services provision of the Anchorage charter apparently has a longstanding, contemporaneous construction that police powers are special services. Such construction may be indicative of the intent of the Anchorage charter commission, as well as of the

---

1/ The Anchorage charter allows residents within a service area to vote whether to have the municipality provide police protection within the area and pay for the service through a tax levy. Service areas that have not voted to pay for municipal police services have been receiving police protection from the Alaska State Troopers (AST). However, AST intends to discontinue this service.

The Honorable Edgar Blatchford  
S.E. Anchorage police protection

December 20, 1991  
Page 2

citizens who voted on the charter upon unification; this should not be readily overlooked.

We hope this answers your question.

MLO\ck

COMPARISON OF THE COMMUNITIES  
JUNEAU AND SOUTH ANCHORAGE-HILLSIDE

I. COMMUNITY MAKEUP

|                         | <u>Hillside</u> | <u>Juneau</u>    |
|-------------------------|-----------------|------------------|
| A. Population           | 35,000          | 25,500           |
| B. Area in square miles | 45              | 25               |
| C. Number of businesses | 50              | 600              |
| D. Industry             | 35              | 25               |
| E. Schools:             |                 |                  |
| High Schools            | 1               | 1                |
| Junior Highs            | 1               | Middle Schools 2 |
| Grade Schools           | 6               | 5                |
| Christian K-12          | 2               | 2                |

II. POLICE DEPARTMENT PROVIDING SERVICE

| <u>ALASKA STATE TROOPERS</u>                                | <u>JUNEAU POLICE DEPT.</u>   |
|---|--|
| Provide services on an on-call basis for serious crime only | Commissioned 35<br>Civilian Clerk 9<br>Dispatchers <u>12</u><br>56 |

III. FISCAL IMPLICATIONS

Assuming that staffing would be at the same level as that of Juneau, the costs would be approximately 4.2 million dollars annually for operating costs plus costs for facilities leased/maintenance and associated utilities.

There are some obvious differences between the community of Hillside and the City of Juneau. Hillside is approximately 95% residential.

Additionally, Hillside is a community which borders Alaska's largest city. Criminals who live and work in Anchorage are free to enter the Hillside area for criminal purposes. There are no discernible boundaries.

Hillside borders on Chugach State Park which contains many hundreds of miles of attractive trails. The Park is busy winter and summer.

The area also attracts visitors from Anchorage and other areas because of the Hilltop Downhill Ski Area and the many miles of lighted, groomed cross-country ski trails on upper hillside.

There is no Hillside government, city council, or controlling community force. There is no police force per se. The troopers respond to crime and calls for service. The troopers are at the nearest point, by road, approximately three-to-four miles from the Hillside area.

## II. STAFFING LEVEL OF POLICE DEPARTMENT

### DISCUSSION

A common perception of the public is to look at a police organization and see only the total number of employees, and to measure that perception against other departments that function 8 a.m. to 5 p.m. Monday through Friday with holidays off.

To bring some perspective to an analysis of police, fire, or other 24 hour a day, 7 day a week organizations, a comparison of these differences is required.

| <u>TIME REQUIREMENTS FOR COVERAGE</u> |                        |                          |                       |
|---------------------------------------|------------------------|--------------------------|-----------------------|
| <u>TIME</u>                           | <u>STANDARD AGENCY</u> | <u>POLICE DEPARTMENT</u> | <u>DIFFERENCE</u>     |
| <u>HOURS</u>                          | <u>8 HOUR DAY</u>      | <u>24 HOUR DAY</u>       | <u>+16 HOURS</u>      |
|                                       | <u>40 HOUR WEEK</u>    | <u>168 HOUR WEEK</u>     | <u>+128 HOURS</u>     |
| <u>SHIFTS</u>                         | <u>5 PER WEEK</u>      | <u>21 PER WEEK</u>       | <u>+16 SHIFTS</u>     |
|                                       | <u>HOLIDAYS OFF</u>    | <u>WORK HOLIDAYS</u>     | <u>HEAVIER DEMAND</u> |
| <u>YEARLY</u>                         | <u>(less holidays</u>  |                          |                       |
|                                       | <u>2,008 HOURS</u>     | <u>8,760 HOURS</u>       | <u>+ 6,752 HOURS</u>  |

Comparison shows that a police agency has a 335% greater demand for time to perform its function of providing public safety 24 hours a day, 7 days a week, 365 days a year.

Twenty-four (24) hour coverage requires 4.2 people to staff one patrol position without time off for training, annual leave or sick leave. Assuming each position will be off duty four (4\*) four weeks per year average (due to a combination of leave/training) coverage requires filling 16.3 weeks with a relief position. This totals a requirement for 4.5 people to fill one position.

Considering numbers of people on duty only, without taking into account work load requirements, the following is used for demonstration:

| <u>PER SHIFT</u> | <u>EMPLOYEES REQ'D</u> |
|------------------|------------------------|
| 1. Position      | 4.5                    |
| 2. Positions     | 9.0                    |
| 3. Positions     | 13.5                   |
| 4. Positions     | 18.0                   |
| 5. Positions     | 22.5                   |

Not considered in this discussion were vacancies over extended periods of time created by such events as terminations, lag time in hiring, and training replacements.

(\* Four weeks is used as an assumption. A request has been made for actual leave figures.)

EXAMPLE SCHEDULE FIVE MAN SHIFT

| 0000-0800 FIRST SHIFT | SUN | MON | TUES | WED | THUR | FRI | SAT | HOURS AND COMMENTS |
|-----------------------|-----|-----|------|-----|------|-----|-----|--------------------|
| OFFICERS ASSIGNED     |     |     |      |     |      |     |     |                    |
| 1. SGT                |     | OFF | OFF  |     |      |     |     | 40 HOURS           |
| 2. CPL                |     |     |      | OFF | OFF  |     |     | 40 HOURS           |
| 3. PTL                |     |     | OFF  | OFF |      |     |     | 40 HOURS           |
| 4. PTL                |     |     |      |     | OFF  | OFF |     | 40 HOURS           |
| 5. PTL                |     |     |      |     |      | OFF | OFF | 40 HOURS           |
| TOTALS                | 5   | 4   | 3    | 3   | 3    | 3   | 4   | 200 HOURS          |

0800-1600 SECOND SHIFT

|        |     |     |     |     |     |     |   |           |
|--------|-----|-----|-----|-----|-----|-----|---|-----------|
| 1. SGT | OFF | OFF |     |     |     |     |   | 40 HOURS  |
| 2. CPL |     |     | OFF | OFF |     |     |   | 40 HOURS  |
| 3. PTL |     |     |     |     | OFF | OFF |   | 40 HOURS  |
| 4. PTL | OFF | OFF |     |     |     |     |   | 40 HOURS  |
| 5. PTL |     |     |     | OFF | OFF |     |   | 40 HOURS  |
| TOTALS | 3   | 3   | 4   | 3   | 3   | 4   | 5 | 200 HOURS |

1600-2400 THIRD SHIFT

|        |   |     |     |     |     |     |     |           |
|--------|---|-----|-----|-----|-----|-----|-----|-----------|
| 1. SGT |   |     | OFF | OFF |     |     |     | 40 HOURS  |
| 2. CPL |   |     |     |     | OFF | OFF |     | 40 HOURS  |
| 3. PTL |   | OFF | OFF |     |     |     |     | 40 HOURS  |
| 4. PTL |   |     |     | OFF | OFF |     |     | 40 HOURS  |
| 5. PTL |   |     |     |     |     | OFF | OFF | 40 HOURS  |
| TOTALS | 5 | 4   | 3   | 3   | 3   | 3   | 4   | 200 HOURS |

15 POSITIONS

600 MAN HOURS

This schedule assumes no one is on annual leave, sick leave or away for training. To assure this as minimum coverage (2) two more relief positions need to be hired for fill-in during periods of absence caused by A/L, S/L, training, etc. Assuming an average of 3 weeks just for annual leave per position

(7)

# HOUSE COMMITTEE REPORT

Date Referred: May 5, 1992

FURTHER REFERRAL: [redacted] State Affairs

Date of Committee Action: 5/7/92

The COMMUNITY AND REGIONAL AFFAIRS Committee considered:

HB 591

HOUSE BILL NO. 591

FEEES FOR POLICE PROTECTION BY STATE

"An Act relating to police protection service areas in municipalities."

### RECOMMENDATIONS:

be replaced with \_\_\_\_\_  the same title

have attached amendments(s)  a new title

do pass

do not pass

no recommendations

individual recommendations

additional referral to the \_\_\_\_\_ Committee

ADOPTS: \_\_\_\_\_ letter of Intent

ATTACHES NEW FISCAL NOTE(S): (Dept) \_\_\_\_\_

APPROVES PREVIOUS: (Dept/Date) \_\_\_\_\_

fiscal impact \_\_\_\_\_

fiscal note(s) \_\_\_\_\_

zero fiscal note \_\_\_\_\_

zero fiscal note(s) \_\_\_\_\_

| SIGNING <u>DO</u> PASS | DP | OTHER RECOMMENDATIONS | DNP | NR | AM |
|------------------------|----|-----------------------|-----|----|----|
| <i>Richard Story</i>   | *  | <i>Cheri Davis</i>    |     | ✓  |    |
|                        |    | <i>[Signature]</i>    |     | ✓  |    |
|                        |    | <i>[Signature]</i>    |     | ✓  |    |
|                        |    | <i>[Signature]</i>    |     | X  |    |
|                        |    | <i>[Signature]</i>    |     | X  |    |
|                        |    |                       |     |    |    |
|                        |    |                       |     |    |    |
|                        |    |                       |     |    |    |
|                        |    |                       |     |    |    |
|                        |    |                       |     |    |    |
|                        |    |                       |     |    |    |
|                        |    |                       |     |    |    |

# HOUSE COMMITTEE REPORT

(7)

Date Referred: May 7, 1992

FURTHER REFERRALS:

Date of Committee Action: 5/9/92

The STATE AFFAIRS Committee considered:

HB 591

HOUSE BILL NO. 591

FEES FOR POLICE PROTECTION BY STATE

"An Act relating to police protection service areas in municipalities."

RECOMMENDATIONS:  the same title  
 be replaced with \_\_\_\_\_  a new title

have attached amendments(s)

do pass

do not pass

no recommendations

individual recommendations

additional referral to the \_\_\_\_\_ Committee

ADOPTS: \_\_\_\_\_ letter of Intent

ATTACHES NEW FISCAL NOTE(s): \_\_\_\_\_ (Dept)

APPROVES PREVIOUS: \_\_\_\_\_ (Dept/Date)

fiscal impact Public Safety

fiscal note(s) \_\_\_\_\_

zero fiscal note \_\_\_\_\_

zero fiscal note(s) \_\_\_\_\_

| SIGNING <u>DO</u> PASS | DP | OTHER RECOMMENDATIONS   | DNP | NR | AM |
|------------------------|----|-------------------------|-----|----|----|
|                        |    | <i>Eugene G. Kubera</i> |     | P  |    |
|                        |    | <i>Houlton</i>          |     | X  |    |
|                        |    | <i>Jim Decker</i>       |     | —  |    |
|                        |    | <i>Jerry Baker</i>      |     | ✓  |    |
| <i>[Signature]</i>     |    |                         |     |    |    |
|                        |    |                         |     |    |    |
|                        |    |                         |     |    |    |
|                        |    |                         |     |    |    |
|                        |    |                         |     |    |    |
|                        |    |                         |     |    |    |
|                        |    |                         |     |    |    |
|                        |    |                         |     |    |    |

*Eugene G. Kubera*  
 CHAIRMAN'S SIGNATURE

**FISCAL NOTE**

**STATE OF ALASKA**  
**1992 LEGISLATIVE SESSION**

**BILL NO. HB 591**

Revision Date: \_\_\_\_\_ Department Affected: Public Safety  
 Title: "An Act relating to police protection service areas in municipalities" BRU: Alaska State Troopers  
 Component: Detachments  
 Sponsor: House State Affairs  
 Requestor: House State Affairs COMPONENT SERIAL NO. 

|   |   |   |
|---|---|---|
| 7 | 9 | 9 |
|---|---|---|

**EXPENDITURES/REVENUES: (Thousands of Dollars) (inflation not included)**

| OPERATING              | FY 93          | FY 94          | FY 95          | FY 96          | FY 97          | FY 98          |
|------------------------|----------------|----------------|----------------|----------------|----------------|----------------|
| PERSONAL SERVICES      | 3,680.6        | 3,680.6        | 3,680.6        | 3,680.6        | 3,680.6        | 3,680.6        |
| TRAVEL                 | 40.0           | 40.0           | 40.0           | 40.0           | 40.0           | 40.0           |
| CONTRACTUAL            | 652.2          | 652.2          | 652.2          | 652.2          | 652.2          | 652.2          |
| SUPPLIES               | 30.0           | 30.0           | 30.0           | 30.0           | 30.0           | 30.0           |
| EQUIPMENT              | 600.0          | 100.0          | 100.0          | 100.0          | 100.0          | 100.0          |
| LAND & STRUCTURES      |                |                |                |                |                |                |
| GRANTS, CLAIMS         |                |                |                |                |                |                |
| MISCELLANEOUS          | 500.3          | 450.3          | 450.3          | 450.3          | 450.3          | 450.3          |
| <b>TOTAL OPERATING</b> | <b>5,503.1</b> | <b>4,953.1</b> | <b>4,953.1</b> | <b>4,953.1</b> | <b>4,953.1</b> | <b>4,953.1</b> |

|         |  |  |  |  |  |  |
|---------|--|--|--|--|--|--|
| CAPITAL |  |  |  |  |  |  |
|---------|--|--|--|--|--|--|

|                      |  |  |  |  |  |  |
|----------------------|--|--|--|--|--|--|
| REVENUE FUND SOURCE: |  |  |  |  |  |  |
|----------------------|--|--|--|--|--|--|

**FUNDING: (Thousands of Dollars)**

|   |                |                |                |                |                |                |
|---|----------------|----------------|----------------|----------------|----------------|----------------|
| GENERAL FUND                            |                |                |                |                |                |                |
| FEDERAL FUNDS                           |                |                |                |                |                |                |
| OTHER (Prog. Rec.)<br>FUND SOURCE: 1005 | 5,503.1        | 4,953.1        | 4,953.1        | 4,953.1        | 4,953.1        | 4,953.1        |
| <b>TOTAL</b>                            | <b>5,503.1</b> | <b>4,953.1</b> | <b>4,953.1</b> | <b>4,953.1</b> | <b>4,953.1</b> | <b>4,953.1</b> |

**POSITIONS:**

|           |    |    |    |    |    |    |
|-----------|----|----|----|----|----|----|
| FULL-TIME | 53 | 53 | 53 | 53 | 53 | 53 |
| PART-TIME |    |    |    |    |    |    |
| TEMPORARY |    |    |    |    |    |    |

Estimate of current year impact: \_\_\_\_\_

**ANALYSIS: (Attach a separate page if necessary.)**

See attached

Prepared By: Ken Bischoff Phone: 465-4336  
 Division: Administrative Services Date: 5/8/92  
 Approved by Commissioner: Richard L. Burton  
 Agency: Department of Public Safety Date: 5/8/92

**DEPARTMENT OF PUBLIC SAFETY  
DIVISION OF ALASKA STATE TROOPERS  
FISCAL ANALYSIS HOUSE BILL NO. 591 - HILLSIDE IMPACT**

| <u>PERSONAL SERVICES</u>                 |            |                                   |                | 1ST<br>YEAR    | SUBSEQ<br>YEAR |
|--|------------|-----------------------------------|----------------|----------------|----------------|
| LIEUTENANT                               | 1          | 97.4                              | 97.4           |                |                |
| 1ST SGT                                  | 2          | 91.4                              | 182.8          |                |                |
| TROOPER                                  | 26         | 73.9                              | 1,921.4        |                |                |
| SGT                                      | 4          | 93.8                              | 375.2          |                |                |
| CPL - INV                                | 2          | 87.8                              | 175.6          |                |                |
| DISPATCH                                 | 12         | 55.3                              | 663.6          |                |                |
| CLERKS                                   | 6          | 44.1                              | 264.6          |                |                |
| <b>TOTAL PS</b>                          | <b>53</b>  | <b>543.7</b>                      | <b>3,680.6</b> | <b>3,680.6</b> | <b>3,680.6</b> |
| <u>TRAVEL - TRAINING, INVESTIGATIONS</u> |            |                                   |                | <b>40.0</b>    | <b>40.0</b>    |
| <u>CONTRACTUAL</u>                       |            |                                   |                |                |                |
|  |            | TELEPHONE/POSTAGE                 | 25.0           |                |                |
|  |            | PHOTO PROCESSING                  | 8.0            |                |                |
|  |            | PSEA PHYSICAL EXAM                | 11.2           |                |                |
|  |            | PSEA CLEANING ALLOWANCE           | 17.8           |                |                |
|  |            | HWCF - PATROL CARS                | 390.0          |                |                |
|  |            | OFFICE, EVIDENCE STORAGE          | 200.0          |                |                |
| <b>TOTAL CONTRACTUAL</b>                 |            |                                   | <b>652.0</b>   | <b>652.2</b>   | <b>652.2</b>   |
| <b>SUPPLIES</b>                          |            |                                   | <b>30.0</b>    | <b>30.0</b>    | <b>30.0</b>    |
| <b>EQUIPMENT</b>                         |            | OFFICE, DISPATCH, RADIOS, CAMERAS |                | <b>600.0</b>   | <b>100.0</b>   |
| <b>TOTAL DIRECT COSTS</b>                |            |                                   |                | <b>5,002.8</b> | <b>4,502.8</b> |
| <b>MANAGEMENT/ADMIN</b>                  |            |                                   |                |                |                |
|  | <b>10%</b> | <b>500.3</b>                      |                | <b>500.3</b>   | <b>450.3</b>   |
| <b>TOTAL COSTS</b>                       |            |                                   |                | <b>5,503.1</b> | <b>4,953.1</b> |



**BILL NO:** HB 591

**DATE:** May 7, 1992

**TITLE:** An Act relating to police protection service areas in municipalities

**CONTACT:** Richard L. Burton  
Commissioner  
465-4322

**P O S I T I O N P A P E R -** Department of Public Safety

HB 591 allows residents of a municipality to petition for the formation of a police service area. Areas to be addressed in this petition include a description of the physical areas to be served and a description of the police services to be provided.

This bill creates some significant liabilities for the State of Alaska. Immediate concerns include:

Accounting and operation of such a program increase the workload currently experienced by DPS management, operational staff and the personnel office. Contracts would need to be established and maintained over an extended period.

There could be a question of liability for delayed responses or responses that may be deemed as ineffective by the 'taxpayers'. The bill would immediately require additional manpower, as such a proposal could easily require a range of services and staffing requirements at a level greater than that currently provided by DPS.

The bill would lessen the stability of the Department. Variable requirements for police service and staffing which are subject to change periodically would be disruptive to planning, supervision, management and discipline. They carry the potential of union and contract conflicts. Members of the Department might find themselves withdrawn from a service area on limited notice.

Personal concerns would effectively prevent many Troopers from applying or volunteering to work in certain locations due to stability issues (such as not able to plan far enough in the future to invest into home ownership, placing the children into a school system with the possibly they would be subject to being uprooted with very limited notice).

Recruitment (14 months) and training (6 months) requires approximately 2 years from hiring until the Troopers are on the street. "First year" Troopers remain inexperienced and a liability to themselves and the department until they have enough time on the department to become an asset.

Competent, quality applicants will be difficult to obtain (initially) once they realize they (newest hired personnel will have the least seniority) are hired as 'contract Troopers', and may be subject to immediate (120 day) layoff and that on an annual basis. Once

Troopers are trained and APSC certified - when any other department in the state has openings available which promise stability, advancement, a dependable retirement system and the opportunity to invest in property and have a stake in their community (and some say in their life), they may easily be lured away. This would create additional costs to the state.

Once a Trooper was trained, certified, and has the opportunity of employment with any other department where they are not at risk of layoffs (or if DPS has laid them off) they would be extremely unlikely to depart their current job only to return as a Trooper, with the likelihood that the process would repeat itself.

Having a reserve supply of available cruisers, shotguns, radars, intoximeters would be a concern. With budget cuts, every time one of these is not being used it would be likely to evaporate and then the process of obtaining 'spare' equipment/resources would have to begin all over again. It would not be in the state's best interest to be caught sitting on a reserve of hundreds of thousands of dollars of unused equipment. Many items such as vehicles and shotguns are subject to deterioration and would require maintenance during periods of disuse.

Service levels and boundaries may become issues. An example: One citizen, residing at MP95 of the Seward Highway, does not obtain a trooper, due to the staffing level of the local detachment for that day or shift. Another citizen, residing in the Anchorage Hillside area, receives immediate service due to the different level of staffing that area have opted to pay for.

In another example: An important incident occurs outside the 'paid' service area and a locally funded Trooper responds to back up the Trooper in the "unpaid" area (possibly worse; there may not be a Trooper on duty, or available, in the "unpaid" area at all). Not only does the Trooper who is working feel an obligation to respond, the state of Alaska has a duty to respond to the call.

While the Trooper is absent from the "paid" work area, an emergency (perhaps one critical to life or property) goes uncovered or response is delayed, in the "paid" area. Lacking sufficient or rapidly available Troopers, AFTER the local residents had specifically paid extra to have the service, might create a serious liability for the State and certainly bring the operation of the department under unwarranted scrutiny.


Additionally, the image of the state of Alaska as well as the Department would not be served positively by having important variables controlled by external forces, the variables of economics or local politics.

It has been the position of the Governor and the Commissioner of the Department of Public Safety, over the years to withdraw Troopers from urban areas (which have the authority and opportunity to create and staff their own police services). This bill runs counter to that position. The State of Alaska and the Department of Public Safety would face citizens from rural areas (some which have never had local Trooper service, and others who have previously had service, however due to recent cutbacks, have lost Trooper service) who are still unable to obtain prompt service, while other areas receive more prompt service.

The potential to contract police services from the State could allow departments to close their operations or make severe restrictions in services provided and rely on the Troopers to carry the responsibility. Municipal police agencies, such as the Fairbanks Police Department, are already contemplating major changes in their operation, this bill could hasten the demise of local departments and further jeopardize the welfare of the citizens of the state of Alaska.

The Department of Public Safety is already overloaded to the point of prioritizing calls. HB 591 could further reduce DPS effectiveness (at least temporarily). State Troopers are not trained and are not accustomed to certain types of city problems. While the learning curve on these might not be steep for Troopers, there would likely be some training warranted (ie: gang activities).

The Department of Public Safety opposes the bill.


A handwritten signature in cursive script, reading "Richard L. Burton". The signature is written in dark ink and is positioned above a horizontal line.

Richard L. Burton  
Commissioner

# METRO

ANCHORAGE DAILY NEWS

SECTION B



BILL ROTH / Anchorage Daily News

homes farther north. This one landed recently at Westchester

## Troopers trim duty in Wasilla

### Cutbacks force move

By PAMELA DOTO  
Daily News reporter

Alaska State Troopers will stop patrolling Wasilla next month — a move that has some residents skittish about the city's vulnerability to crime.

Trooper administrators, who have been planning the move since January, say budget cutbacks will force them to direct their attention elsewhere. Besides, the town of 4,400 should have its own police force like neighboring Palmer, said trooper director Col. John Murphy.

"As far as we're concerned, it's time for Wasilla to start paying its own way," Murphy said.

Troopers now patrol the city limits and respond to routine calls, like thefts, car accidents and burglaries. They even arrest an average of 30 drunken drivers in the city each month.

But that will stop May 1. Troopers will still be able to arrest some drunken drivers while they're patrolling the highways, but not as many. And they won't respond to any more thefts, minor accidents and burglaries.

Wasilla residents can do the paperwork themselves and mail a report to troopers if they want them to investigate, troopers said.

If the situation is life-threatening or a major crime, however, troopers will still respond, Murphy said.

But, "It's our belief that they should have their own police department," he said.

Murphy said the cutbacks will be similar to how the troopers now handle the Hillside area, which they stopped patrolling early last winter.

There are only three troopers and one sergeant for each shift to patrol an area

## se tuition rates

### will undergo reorganization

full-time resident semester, up from at or below the comparable institution he said. discussed raising tuition to \$65 per

dent, criticized wasteful university spending and said it was time for regents to begin finding other ways to cut the budget. "The students are serious," he said. "It's time to roll up our sleeves and get to work." Students have also lobbied legislators, regents and Gov. Wally Hickel for additional building maintenance funding.

BACKUP

# Peninsula prison may see job cuts

The Associated Press

**KENAI** — The Department of Corrections says it could meet more than half its goal of \$7.5 million in budget cuts by closing most of the Wildwood medium-security prison.

The move would eliminate 60 area jobs.

Frank Prewitt, deputy commissioner of the Department of Corrections, said the prison would operate with 50 or fewer inmates while renovations were made to enlarge the institution for eventual reopening later.

Wildwood Correctional Center houses about 200 prisoners.

Although about 150 corrections jobs are headed for layoffs statewide, the Ke-



KEVIN POWELL / Anchorage Daily News

nal's Wildwood prison will be hardest hit, Prewitt said.

Ken Brown, Wildwood superintendent, said workers found out Wednesday they may be out of a job.

"They're demoralized and

angry," Brown said. "They feel as though it's politics, and politics is an unseemly business."

Prewitt said Wildwood workers with seniority might move to other state prisons if they want to relocate. Some of the staff cuts may be accomplished through an early retirement program, he added.

The proposal has upset local politicians who say it's a state Senate attempt to keep jails open in the Matanuska and Susitna valleys and Anchorage.

Wildwood expansion would use prison labor. The project is part of a five-to-10-year plan being pursued separate from the budget-cutting exercise.

"In the short haul, it is a tough hit for the Kenai community," Prewitt said.

Wildwood Pre-Trial Facility, which employs 40 people and houses offenders before they are sentenced, would remain open during prison renovations.

Sentenced inmates serving time at the medium-security prison would be housed elsewhere in the state.

Prewitt said space would open up perhaps as soon as July when minimum-security prisoners are released to halfway houses, electronic monitoring programs or other community programs.

"We're getting to the point where we've about settled on this plan," Prewitt said.

## WASILLA: Troopers to stop patrolling Valley town

Continued from Page B-1

their efforts in areas that cannot support a police force, like Big Lake. That community has had a spree of burglaries and other crimes.

"We haven't been able to give it enough attention," Trooper Capt. Pat Kasnick said.

Wasilla residents have twice voted down a proposal to establish their own police force.

But Mayor John Stein said support for a police

department is growing because Wasilla is maturing into a family-oriented community.

"Residents are beginning to feel a little insecure," Stein said.

Still, Stein said not everyone wants Wasilla to have its own police, and the support he's seen so far isn't enough to get a proposal on the table.

Some residents have a frontier attitude toward public safety, he said.

"There are a lot of people that arm themselves and

their homes," he said.

A police force would cost the city anywhere from \$500,000 to \$900,000 a year and would double residents' property tax rate, Stein said.

The city's business community — made up of about 700 stores and shops — is receptive to having their own police protection. Many merchants, however, can't even vote on the issue because they don't live in Wasilla, said Cheryl Riggs, vice president of the city's chamber of commerce.

"I think the city of Wasilla is pretty volatile," Riggs said. "It doesn't have the protection it really needs for a first-class city."

Murphy said there may be a lot of changes statewide in the areas troopers will actively patrol because of the budget cuts. And if residents don't like it, they should let state lawmakers know, he said.

"The citizens of this state have to make a decision on what's important to them," Murphy said. "We're going to do what we can with what we have."



Murder suspect Ch...

## Lawyer seeks v...

By GAIL RANDALL  
Daily News reporter

A lawyer for Ch... worker accused of last summer, said moved somewhere rural community w... "I think it w... Glennallen," said Smithart's case las Dieni withdrew. "P...

Smithart's trial Lemaire disappe...

CITIES (1st and 2nd Class, Home Rule)  
WITH FIRE, POLICE OR VPSO's

|                | <u>Police</u> | <u>Fire</u> | <u>VPSO</u> |
|----------------|---------------|-------------|-------------|
| Akhiok         |               |             | X           |
| Akiak          |               |             | X           |
| Akutan         |               |             | X           |
| Alakanuk       |               | X           | X           |
| Aleknagik      |               |             | X           |
| Allakaket      |               |             | X           |
| Ambler         |               |             | X           |
| Anderson       |               | X           |             |
| Angoon         |               | X           | X           |
| Aniak          |               | X           | X           |
| Anvik          |               |             | X           |
| Atka           |               | X           | X           |
| Bethel         | X             | X           |             |
| Bettles        |               | X           |             |
| Brevig Mission |               |             | X           |
| Buckland       | X             | X           | X           |
| Chefornak      |               |             | X           |
| Chevak         |               |             | X           |
| Chignik        |               |             | X           |
| Chuathbaluk    |               |             | X           |
| Clark's Point  |               |             | X           |
| Cordova        | X             | X           |             |
| Craig          | X             | X           |             |
| Deering        |               |             | X           |
| Delta Junction |               | X           |             |
| Dillingham     | X             | X           |             |
| Diomede        |               | X           | X           |
| Eagle          |               |             | X           |
| Eek            |               |             | X           |
| Ekwok          |               |             | X           |
| Elim           |               | X           | X           |
| Emmonak        |               |             | X           |
| English Bay    |               |             | X           |
| Fairbanks      | X             | X           |             |
| False Pass     |               |             | X           |
| Fort Yukon     | X             | X           |             |
| Galena         | X             | X           |             |
| Gambell        | X             | X           | X           |
| Golovin        |               | X           | X           |
| Goodnews Bay   |               | X           | X           |
| Grayling       |               |             | X           |
| Haines         | X             | X           |             |
| Holy Cross     |               |             | X           |
| Homer          | X             | X           |             |
| Hoonah         |               | X           | X           |
| Hooper Bay     |               | X           | X           |
| Houston        |               | X           |             |
| Huslia         |               |             | X           |

(Heron)  
(2-1)

CITIES WITH FIRE, POLICE OR VPSO's

WILSON

|                  | Police | Fire | VPSO |
|------------------|--------|------|------|
| Hydaburg         |        | X    | X    |
| Kake             | X      |      | X    |
| Kaltaq           |        | X    | X    |
| Kasaan           |        |      | X    |
| Kasiqruk         |        |      | X    |
| Kenai            | X      | X    |      |
| Ketchikan        | X      | X    |      |
| Kiana            |        |      | X    |
| King Cove        | X      | X    | X    |
| Kivalina         |        |      | X    |
| Klawock          | X      | X    |      |
| Kobuk            |        |      | X    |
| Kodiak           | X      | X    |      |
| Kotlik           |        |      | X    |
| Kotzebue         | X      | X    |      |
| Koyuk            |        |      | X    |
| Koyukuk          |        | X    | X    |
| Kupreanof        | X      | X    |      |
| Kwethluk         |        |      | X    |
| Larsen Bay       |        |      | X    |
| Lower Kalskag    | X      |      | X    |
| Manokotak        |        | X    | X    |
| Marshall         |        |      | X    |
| McGrath          |        |      | X    |
| Mekoryuk         |        |      | X    |
| Metlakatla       | X      | X    |      |
| Mountain Village | X      |      | X    |
| Napakiaak        |        |      | X    |
| Napaskiak        |        |      | X    |
| Nenana           | X      |      |      |
| Newhalen         |        |      | X    |
| New Stuyahok     |        |      | X    |
| Nightmute        |        |      | X    |
| Nome             | X      | X    |      |
| Nondalton        |        |      | X    |
| Noorvik          |        |      | X    |
| North Pole       | X      | X    |      |
| Nuqsut           |        | X    |      |
| Nulato           |        |      | X    |
| Nunapitchuk      |        | X    | X    |
| Old Harbor       |        | X    | X    |
| Ouzinkie         |        |      | X    |
| Palmer           | X      | X    |      |
| Pelican          |        | X    | X    |
| Petersburg       | X      | X    |      |
| Pilot Station    |        |      | X    |
| Point Hope       |        | X    |      |
| Port Heiden      |        |      | X    |
| Port Lions       |        | X    | X    |
| Quinhagak        | X      |      | X    |

WILSON

CITIES WITH FIRE, POLICE OR VPSO's

|                 | <u>Police</u> | <u>Fire</u> | <u>VPSO</u> |
|-----------------|---------------|-------------|-------------|
| Ruby            |               | X           | X           |
| St. George      |               |             | X           |
| St. Mary's      |               | X           |             |
| St. Michael     |               |             | X           |
| St. Paul        | X             |             | X           |
| Sand Point      | X             | X           |             |
| Savoonga        |               | X           | X           |
| Saxman          |               | X           | X           |
| Scammon Bay     |               |             | X           |
| Selawik         |               |             | X           |
| Seldovia        | X             | X           |             |
| Seward          | X             | X           |             |
| Shageluk        |               |             | X           |
| Shaktoolik      |               |             | X           |
| Sheldon Point   |               |             | X           |
| Shishmaref      |               | X           | X           |
| Shunqnak        |               |             | X           |
| Skaqway         | X             | X           |             |
| Soldotna        | X             |             |             |
| Stebbins        | X             |             | X           |
| Tanana          | X             | X           |             |
| Teller          |               |             | X           |
| Tenakee Springs |               |             | X           |
| Thorne Bay      |               | X           | X           |
| Togiak          | X             | X           | X           |
| Toksook Bay     |               | X           | X           |
| Tuluksak        |               |             | X           |
| Tununak         |               |             | X           |
| Unalaska        | X             | X           |             |
| Unalakleet      | X             | X           | X           |
| Upper Kalskag   |               |             | X           |
| Valdez          | X             | X           |             |
| Wales           |               |             | X           |
| White Mountain  |               |             | X           |
| Whittier        | X             | X           |             |
| Wrangell        | X             | X           |             |
| Yakutat         | X             | X           | X           |

UNINCORPORATED COMMUNITIES

|                | <u>Police</u> | <u>Fire</u> | <u>VPSO</u> |
|----------------|---------------|-------------|-------------|
| Arctic Village |               | X           |             |
| Beaver         |               |             | X           |
| Cantwell       |               | X           |             |
| Chalkyitsik    |               |             | X           |
| Chitina        |               | X           |             |
| Chenega Bay    |               |             | X           |
| Circle         |               | X           |             |
| Copper Center  |               | X           |             |

There were two communities who listed a VPSO position in the MOD which was not reflected on the list supplied by the Department of Public Safety. They were not identified as having the position in the following chart. Further, the "VPSO" designation is strictly limited to those positions funded by the legislature through the Department of Public Safety. Several communities listed a "VPO" position which is probably some form of a public safety position. However, it is not formally included in the list. These communities are Marshall, Mekoryuk, New Stuyahok, Quinhagak, Russian Mission, St. Michael, Scammon Bay, Sheldon Point, Toksook Bay and Nuiqsut (listing a "PSO").

While there is no VPSO position listed for Bethel or Dillingham in the following chart, the Department of Public Safety Report identifies these positions. However, these VPSO's are liaisons between the VPSO's in surrounding communities and the State Troopers in the regional centers. Because they do not function in a strictly public safety role for the cities in which they are stationed, they have not been listed for either city.

Information on the fire services provided by the unincorporated communities at the end of the list was obtained directly from the Department's FY'91 Final Report on State Revenue Sharing and Municipal Assistance.

#### REGIONAL GOVERNMENTS

(Boroughs and Unified Home Rule Municipalities)

|                         | <u>Areawide</u> | <u>Non-Areawide</u> | <u>Service Area</u> |
|-------------------------|-----------------|---------------------|---------------------|
| Anchorage               |                 |                     | Police & Fire       |
| Bristol Bay             | Police & Fire   |                     |                     |
| Fairbanks North Star    |                 |                     | Fire                |
| Haines (Borough)        |                 |                     | Fire                |
| Juneau (City & Borough) |                 |                     | Police & Fire       |
| Kenai Peninsula         |                 |                     | Fire                |
| Ketchikan Gateway       |                 |                     | Fire                |
| Kodiak Island           |                 |                     | Fire                |
| Matanuska-Susitna       |                 |                     | Fire                |
| North Slope             | Police & Fire   |                     |                     |
| Sitka (City & Borough)  | Police & Fire   |                     |                     |

-----

|                    |   |
|--------------------|---|
| Aleutians East     | Police and Fire Not Provided by Borough |
| Denali             | Police and Fire Not Provided by Borough |
| Lake and Peninsula | Police and Fire Not Provided by Borough |
| Northwest Arctic   | Police and Fire Not Provided by Borough |

---

# Alaska State Legislature

Legislative Research Agency



130 Seward Street, Suite 218  
Juneau, Alaska 99801-2196

APR 21 RECD Phone: (907) 465-3991  
Fax: (907) 463-3351

April 17, 1992

## MEMORANDUM

TO: Representative Betty Bruckman  
FROM: Paul Engelman *PE*  
Legislative Analyst  
RE: Earmarked Revenue for State Police  
Research Request 92.229

You requested this agency to determine if any states levy a tax or fee on those residents who live in areas served only by state police (rather than municipal police). You also requested that this agency ascertain if there are any national agencies that set standards to be used by the state police agencies.

### Special Taxes

Discussions with the National Conference of State Legislatures, the Federal Tax Administration and the International Association of Chiefs of Polices indicate that no state provides continuing "state police" protection to local areas without some method of assessing the residents. The only state that currently has a program specifically designed to provide trooper protection for smaller towns is Maryland. The program, called "the resident trooper" program, stations a Maryland state trooper in a community for a fee currently set at 125 percent of the trooper's salary and benefits (the extra 25 percent is to pay for the use of the trooper communications system, etc.). This fee was raised from 75 percent of the trooper's salary because of tight budgets. If no local governmental agency is available to assess the residents, no trooper will be assigned. According to Sergeant Vandegrift of the Maryland State Trooper Planning and Research Section, the whole program is in jeopardy because of its high cost.

This program is the only one close to the kind of situation described in your request. However, according to Arturo Perez of the National Conference of State Legislatures, several states do use selected fees and taxes to fund police work. The Washington State Highway Patrol receives money from vehicle registration (\$86,000,000 in 1988), Florida has a special state fund for municipal police and firefighters, Louisiana uses part of the parimutuel tax revenue to fund its state police, and some states use dedicated funds to fund police retirement. All of these levies are from a general source or tax base, and are not user specific.

*\* except us*

Representative Bruckman  
April 17, 1992  
Page 2

### State Police Standards

We contacted several national police related agencies including the International Association of Chiefs of Police and the National Sheriffs Association to determine if they set standards for their members. Several of these agencies establish standards as a reference point for state and local police forces. Like Alaska, most states have their own standards agency (Alaska Police Standards Council). This approach evolved because of the uniqueness of the police agencies in each state.

The only agency established to set up and implement standards is the Commission on Accreditation for Law Enforcement Agencies, Inc. This agency has developed a set of more than 900 standards for law enforcement agencies. They have also developed an accreditation procedure. Participation is voluntary and, according to Jack Wray of the Alaska Police Standards Council, the accreditation process can be very expensive. A short description of the Commission on Accreditation is attached as well as an order form for their standards manual (I was unable to locate a current manual within the state).

We hope this information is useful to you. If you have any questions or need additional information, please contact me.

Attachment