

S B

3 9 6

# HOUSE COMMITTEE REPORT

(11)

Date Referred: March 2, 1990

FURTHER REFERRALS:

Date of Committee Action: 3/7/90

The FINANCE Committee considered:

CSSB 396 (FINANCE)

CS SB NO. 396 (Finance)

APPROP: MISC. SUPPLEMENTAL & SPECIAL

"An Act reappropriating certain appropriations made in 1989 for oil spill related costs; making supplemental appropriations for oil and gas litigation, for costs associated with the Exxon Valdez oil spill, and for other purposes; and making a special appropriation for a grant to the Arctic Winter Games Corporation of Alaska; and providing for an effective date."

**RECOMMENDATIONS:**

- be replaced with \_\_\_\_\_  the same title
- have attached amendment(s)  a new title
- do pass
- do not pass
- no recommendation
- individual recommendations
- additional referral to the \_\_\_\_\_ Committee

ADOPTS: \_\_\_\_\_ letter of intent

ATTACHES NEW FISCAL NOTE(S):  
(Dept)

APPROVES PREVIOUS: (Date/Dept)


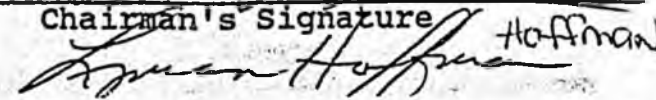
- fiscal impact \_\_\_\_\_  fiscal note(s) \_\_\_\_\_
- zero fiscal note \_\_\_\_\_  zero fiscal note(s) \_\_\_\_\_
- zero with analysis \_\_\_\_\_  zero fn/analysis \_\_\_\_\_

**SIGNING DO PASS:**

**SIGNING:**  
(Check approp. column)

Do Not  
Pass      No Rec      Amend

<u>Louise Hoffman</u> Hoffman	<u>Lance Barden</u> BARDEN	<input checked="" type="checkbox"/>		
<u>Donald J. Carson</u> CARSON	<u>Paul Shultz</u> SHULTZ	<input checked="" type="checkbox"/>		
<u>Ed Swackhammer</u> SWACKHAMMER	<u>Alan Rieger</u> RIEGER	<input checked="" type="checkbox"/>		
<u>Hart Brown</u> BROWN				
<u>Neena Koponen</u> KOPONEN				
<u>Nick Ulmer</u> ULMER				
<u>Kay Wallis</u> WALLIS				

  
 Chairman's Signature Carson  
 Hoffman

Original sponsor(s): Rules/Governor

1 IN THE SENATE BY THE FINANCE COMMITTEE

2 CS FOR SENATE BILL NO. 396 (Finance)

3 IN THE LEGISLATURE OF THE STATE OF ALASKA

4 SIXTEENTH LEGISLATURE - SECOND SESSION

5 A BILL

6 For an Act entitled: "An Act reappropriating certain appropriations made  
7 in 1989 for oil spill related costs; making supple-  
8 mental appropriations for oil and gas litigation, for  
9 costs associated with the Exxon Valdez oil spill, and  
10 for other purposes; and making a special appropria-  
11 tion for a grant to the Arctic Winter Games Corpora-  
12 tion of Alaska; and providing for an effective date."

13 BE IT ENACTED BY THE LEGISLATURE OF THE STATE OF ALASKA:

14 \* Section 1. (a) The unexpended and unobligated balances of the appro-  
15 priations made in sec. 55, ch. 87, SLA 1989, sec. 56(a), ch. 87, SLA 1989,  
16 sec. 56(b), ch. 87, SLA 1989, sec. 56(c), ch. 87, SLA 1989, and sec. 56(d),  
17 ch. 87, SLA 1989, are reappropriated in the amounts and for the purposes  
18 listed in this section.

19 (b) The appropriations made by (c) - (n) of this section are contin-  
20 gent upon the determination of the attorney general that the expenditures  
21 are reimbursable from third parties as Exxon Valdez oil spill related  
22 expenses.

23 (c) The sum of \$215,721 is appropriated from the general fund to the  
24 Office of the Governor, Oil Spill Coordinating Office, to continue coor-  
25 dination of state agency response efforts, development, and monitoring of  
26 budgets and contingency plans, and to provide policy guidance related to  
27 the Exxon Valdez oil spill for the fiscal year ending June 30, 1990.

28 (d) The sum of \$29,152 is appropriated from the general fund to the  
29 Department of Administration, Public Defender, to meet the increased Valdez

555

1 case load resulting from the Exxon Valdez oil spill for the fiscal year  
2 ending June 30, 1990.

3 (e) The sum of \$4,850,800 is appropriated from the general fund to  
4 the Department of Law for continuing civil and criminal oil spill liti-  
5 gation for the fiscal year ending June 30, 1990.

6 (f) The sum of \$528,100 is appropriated to the Department of Health  
7 and Social Services for additional community mental health services, sub-  
8 stance abuse services, public assistance field services travel, and emer-  
9 gency services coordination and monitoring associated with the Exxon Valdez  
10 oil spill for the fiscal year ending June 30, 1990, from the following  
11 sources:

12	Federal receipts	\$ 4,000
13	General fund/mental health	
14	trust income account	164,700
15	General fund	359,400

16 (g) The sum of \$146,000 is appropriated from the general fund to the  
17 Department of Labor for the fiscal year ending June 30, 1990, to ensure  
18 compliance with Alaska occupational safety and health laws and regulations;  
19 for the inspection of boats, barges, and cleanup gear used in the cleanup  
20 effort; and for increased job service activity due to the influx of workers  
21 for oil spill cleanup.

22 (h) The sum of \$73,500 is appropriated from the general fund to the  
23 Department of Commerce and Economic Development to fund 24-hour operations  
24 of the Valdez Weigh Station for the fiscal year ending June 30, 1990.

25 (i) The sum of \$50,600 is appropriated from the general fund to the  
26 Department of Public Safety for increased fish and wildlife protection as a  
27 result of the Exxon Valdez oil spill for the fiscal year ending June 30,  
28 1990.

29 (j) The sum of \$231,500 is appropriated from the general fund to the

1 Department of Natural Resources for additional permitting, archaeological  
2 evaluation, and participation in interagency coordination and review of  
3 proposed cleanup activities resulting from the Exxon Valdez oil spill, for  
4 the fiscal year ending June 30, 1990.

5 (k) The sum of \$614,500 is appropriated from the general fund to the  
6 Department of Fish and Game for additional costs of management of fish and  
7 wildlife resources, including those used for subsistence purposes, result-  
8 ing from the Exxon Valdez oil spill for the fiscal year ending June 30,  
9 1990.

10 (l) The sum of \$6,558,900 is appropriated to the Department of Fish  
11 and Game, Oil Spill Impact Assessment and Restoration Division, for assess-  
12 ments of natural resource damage resulting from the Exxon Valdez oil spill,  
13 as set out in 43 C.F.R. 11, for the fiscal year ending June 30, 1990, from  
14 the following sources:

15	Federal receipts	\$ 379,700
16	General fund	6,179,200

17 (m) The sum of \$75,000 is appropriated from the general fund to the  
18 Department of Transportation and Public Facilities for roadway damage  
19 assessment for the fiscal year ending June 30, 1990.

20 (n) The sum of \$55,300 is appropriated from the general fund to the  
21 Department of Community and Regional Affairs to render assistance to local  
22 governments affected by the Exxon Valdez oil spill for the fiscal year  
23 ending June 30, 1990.

24 (o) The sum of \$35,366 is appropriated from the general fund to the  
25 Office of the Governor for continuation of the Exxon Valdez Oil Spill  
26 Commission under Administrative Order No. 118.

27 (p) The sum of \$747,600 is appropriated from the general fund to the  
28 Department of Law for expenses incurred in the litigation of oil and gas  
29 matters for the fiscal year ending June 30, 1989.

1 (q) The sum of \$8,309,700 is appropriated from the general fund to  
2 the Department of Law for expenses incurred in the litigation of oil and  
3 gas matters for fiscal years 1990 and 1991.

4 \* Sec. 2. The sum of \$6,758,000 is appropriated from the general fund  
5 to the Department of Administration for longevity bonus payments for the  
6 fiscal year ending June 30, 1990.

7 \* Sec. 3. The sum of \$249,200 is appropriated from the general fund to  
8 the Department of Administration, office of public advocacy, for additional  
9 contract costs for the fiscal year ending June 30, 1989.

10 \* Sec. 4. The sum of \$950,000 is appropriated from the general fund to  
11 the Department of Administration, office of public advocacy, for additional  
12 contract costs for the fiscal year ending June 30, 1990.

13 \* Sec. 5. The sum of \$302,653 is appropriated from the general fund to  
14 the Department of Law for the reimbursement of legal fees and expenses paid  
15 by former Governor William J. Sheffield incurred in connection with the  
16 Juneau grand jury and impeachment hearings for the fiscal year ending  
17 June 30, 1990.

18 \* Sec. 6. The sum of \$2,000,000 is appropriated from the general fund  
19 to the Department of Military and Veterans' Affairs, disaster relief fund  
20 (AS 44.19.048), for fiscal year 1990 disasters for the fiscal year ending  
21 June 30, 1990.

22 \* Sec. 7. The sum of \$3,600,000 is appropriated from the general fund  
23 to the Department of Commerce and Economic Development, division of tour-  
24 ism, for tourism marketing for the fiscal year ending June 30, 1990.

25 \* Sec. 8. The sum of \$121,000 is appropriated from the general fund to  
26 the Department of Community and Regional Affairs for payment as a grant  
27 under AS 37.05.316 to the Arctic Winter Games Corporation of Alaska for  
28 expenses of Team Alaska participation in the 1990 Arctic Winter Games in  
29 Yellowknife, Northwest Territories, Canada.

1 \* Sec. 9. The sum of \$3,500,000 is appropriated from the general fund  
2 to the Department of Transportation and Public Facilities, Dalton Highway  
3 and Aviation, to replace unrealized program receipt revenue authorized for  
4 expenditure by sec. 27, ch. 116, SLA 1989, page 77, line 10. The appropri-  
5 ation made by this section lapses into the general fund August 31, 1990.

6 \* Sec. 10. The sum of \$940,000 is appropriated from the general fund to  
7 the Department of Transportation and Public Facilities, Dalton Facilities,  
8 to replace unrealized program receipt revenue authorized for expenditure by  
9 sec. 27, ch. 116, SLA 1989, page 77, line 10, for the fiscal year ending  
10 June 30, 1990.

11 \* Sec. 11. The sum of \$3,250,000 is appropriated from the following  
12 funding sources to the Department of Transportation and Public Facilities,  
13 Alaska marine highway system, for vessel operations and vessel overhaul for  
14 the fiscal year ending June 30, 1990:

15	General Fund	\$1,000,000
16	General Fund Program Receipts	2,250,000

17 \* Sec. 12. The unexpended and unobligated portion of the appropriations  
18 made by secs. 1(q) and 8 of this Act lapse into the general fund June 30,  
19 1991.

20 \* Sec. 13. Section 1 of this Act is retroactive to February 15, 1990.

21 \* Sec. 14. Except for sec. 5 of this Act, this Act takes effect immedi-  
22 ately under AS 01.10.070(c).

STATE OF ALASKA  
OFFICE OF MANAGEMENT & BUDGET  
DIVISION OF BUDGET REVIEW

DATE: 02/27/90  
TIME: 12:02:49  
PROG: PR&FUNDS

Page 1 of AUTHORIZED FY '90 EXXON-VALDEZ OIL SPILL RELATED PROJECT FUNDING COMPOSITION, BY AGENCY *(through 2/15/90)*

AGENCY	COMPONENT	DESCRIPTION	FEDERAL	GEN FUND	GE/PR	I/A REC	1051	1052	TOTALS	REF#
GOV	Executive Office	Oil Spill: Visual Documentation	0.0	0.0	0.0	0.0	0.0	185.2	185.2	8007
GOV	Oil Spill Coordinating Office	Oil Spill Coordinating Office	0.0	0.0	0.0	0.0	756.2	0.0	756.2	8003
			0.0	0.0	0.0	0.0	756.2	185.2	941.4	Sum
DOA	Third Judicial District	Valdez Public Defender for Oil Spill Related Cases	0.0	0.0	0.0	0.0	39.4	0.0	39.4	8004
DOA	Administrative Services	Valdez Oil Spill Commission	0.0	400.0	0.0	0.0	0.0	490.0	890.0	8008
DOA	Administrative Services	Valdez Oil Spill Commission-FY 89	0.0	0.0	0.0	0.0	27.0	0.0	27.0	8010
DOA	Telecommunications Services	Exxon Valdez Oil Spill: Personnel Support	0.0	0.0	0.0	0.0	0.0	111.8	111.8	8002
DOA	Telecommunications Services	Increment Valdez Oil Spill-Kenai Communications System	0.0	0.0	0.0	0.0	0.0	1,198.0	1,198.0	8003
DOA	Telecommunications Services	Exxon Valdez Oil Spill Response	0.0	0.0	0.0	0.0	0.0	450.0	450.0	8009
DOA	Public Broadcasting Commission	Exxon Valdez Oil Spill APBC Supp. Grants to Public Stations for Coverage	0.0	0.0	0.0	190.3	0.0	0.0	190.3	8001 <i>(Disaster Relief)</i>
			0.0	400.0	0.0	190.3	66.4	2,249.8	2,906.5	Sum
LAW	Third Judicial District	Exxon Valdez Oil Spill: Impact Prosecutor	0.0	0.0	0.0	0.0	60.8	0.0	60.8	8002
LAW	Operations	Oil Spill - 1 PFT Attorney to Represent DEC	0.0	0.0	0.0	0.0	0.0	50.9	50.9	8003
LAW	Exxon Valdez Litigation	Oil Spill Legal Expenses: Civil and Criminal	0.0	0.0	0.0	0.0	3,500.0	0.0	3,500.0	8000
LAW	Exxon Valdez Litigation	Exxon Valdez Oil Spill: FY 90 Experts and Consultants	0.0	0.0	0.0	0.0	4,739.5	0.0	4,739.5	8001
			0.0	0.0	0.0	0.0	8,300.3	50.9	8,351.2	Sum
DESS	Eligibility Determination	Oil Spill: Additional Public Assistance Field Services Travel	0.0	0.0	0.0	0.0	5.0	0.0	5.0	8101
DESS	Emergency Medical Services (EM	Oil Spill: Emergency Operations--Service Coordination & Monitoring	0.0	0.0	0.0	0.0	32.0	0.0	32.0	8103
DESS	Alcohol Abuse Grants	Oil Spill: Emergency Substance Abuse Response	0.0	0.0	0.0	0.0	297.4	0.0	297.4	8105
DESS	Community Mental Health Grants	Oil Spill: Emergency Mental Health Response	0.0	0.0	0.0	0.0	162.3	0.0	162.3	8107
DESS	Community Developmental Disabi	Oil Spill: Increase Valdez Developmentally Disabled Grants	0.0	0.0	0.0	0.0	20.0	0.0	20.0	8109
			0.0	0.0	0.0	0.0	516.7	0.0	516.7	Sum
DOL	Employment Services	Exxon Valdez Oil Spill: Increased Job Service Activity	0.0	0.0	0.0	0.0	303.7	0.0	303.7	8003
DOL	Resident Hire	Exxon Valdez Oil Spill: Monitor Worker Residency	0.0	0.0	0.0	0.0	5.3	0.0	5.3	8019
DOL	Commissioner's Office	Exxon Valdez Oil Spill: Department Supervision/Travel	0.0	0.0	0.0	0.0	7.0	0.0	7.0	8005
DOL	Workers' Compensation	Exxon Valdez Oil Spill: Claims for Injuries	0.0	0.0	0.0	0.0	11.0	0.0	11.0	8015
DOL	Mechanical Inspection	Exxon Valdez Oil Spill: Mechanical Inspection	0.0	0.0	0.0	0.0	26.5	0.0	26.5	8021
DOL	Occupational Safety and Health	Exxon Valdez Oil Spill: OSH Monitoring/Enforcement	0.0	0.0	0.0	0.0	283.0	0.0	283.0	8001

AGENCY	COMPONENT	DESCRIPTION	FEDERAL	GEN FUND	GP/PR	I/A REC	1051	1052	TOTALS	REF#
DOL	Occupational Safety and Health	OSH Training for Clean-up Workers and Safety Compliance Officers	0.0	0.0	0.0	0.0	0.0	257.0	257.0	8050
			0.0	0.0	0.0	0.0	636.5	257.0	893.5	Sum
DCED	Operations	Exxon Valdez Oil Spill: Increased Weigh Station Hours	0.0	0.0	0.0	0.0	127.2	0.0	127.2	8001
DCED	Operations	Claims Processing Assistance	0.0	15.0	0.0	0.0	0.0	0.0	15.0	8020
DCED	Alaska Seafood Marketing Insti	ASMI Research, Promotions	0.0	0.0	800.0	0.0	0.0	0.0	800.0	8010
			0.0	15.0	800.0	0.0	127.2	0.0	942.2	Sum
DMVA	Disaster Relief Fund	Disaster Relief Declaration	0.0	1,000.0	0.0	0.0	0.0	0.0	1,000.0	8000
			0.0	1,000.0	0.0	0.0	0.0	0.0	1,000.0	Sum
DNR	Administrative Services	FY 90 Oil Spill Request for Accounting Support	0.0	0.0	0.0	0.0	48.1	0.0	48.1	8911
DNR	Administrative Services	Response/Cleanup Administrative Support	0.0	0.0	0.0	0.0	60.7	0.0	60.7	8915
DNR	Information Resource Management	Mapping of Damage Assessment Data	0.0	0.0	0.0	488.0	0.0	0.0	488.0	8902 (CERCLA-Fig)
DNR	Land and Water Management	Oil Spill Project Coordination Office (OSPCO) '90	0.0	0.0	0.0	0.0	488.0	0.0	488.0	8912
DNR	Land and Water Management	Land/Water Management Oil Spill Support (SCRO) '90	0.0	0.0	0.0	0.0	0.0	804.6	804.6	8913
DNR	Land and Water Management	Spill Cleanup/Response ISCC/MAC Group	0.0	0.0	0.0	0.0	0.0	265.8	265.8	8914
DNR	Land and Water Management	Response/Cleanup Land & Water Mgmt	0.0	0.0	0.0	0.0	88.2	0.0	88.2	8916
DNR	Land and Water Management	Response/Cleanup OSPCO	0.0	0.0	0.0	0.0	142.8	0.0	142.8	8918
DNR	Historic Resource Management	Exxon Valdez Oil Spill: Historic Resource Monitoring and Assistance	0.0	0.0	0.0	0.0	0.0	243.7	243.7	8906
DNR	Parks Management	Exxon Valdez Oil Spill: Parks Field Teams	0.0	0.0	0.0	0.0	0.0	170.8	170.8	8908
DNR	Parks Management	Response Cleanup Parks	0.0	0.0	0.0	0.0	358.1	0.0	358.1	8917
DNR	Agricultural Management	Exxon Valdez Oil Spill: Clean-up Costs	0.0	0.0	0.0	0.0	0.0	28.1	28.1	8910
			0.0	0.0	0.0	488.0	1,185.9	1,513.0	3,186.9	Sum
DFG	Program Administration	Assistance to Fishermen Making Claims Against Exxon	0.0	0.0	78.2	0.0	0.0	0.0	78.2	8101
DFG	Program Administration	Information Services	0.0	0.0	195.9	0.0	0.0	0.0	195.9	8102
DFG	Oil Spill Impact Assessment	Oil Spill Response/Cleanup FY 89	0.0	0.0	0.0	1,120.1	0.0	0.0	1,120.1	8001 (Oil Spill Response)
DFG	Oil Spill Impact Assessment	Oil Spill Response/Cleanup FY 90	0.0	0.0	0.0	2,446.5	0.0	0.0	2,446.5	8002 (Oil Spill Response)
DFG	Oil Spill Impact Assessment	Coastal Habitat Injury Assessment	0.0	0.0	0.0	0.0	536.0	0.0	536.0	8400
DFG	Oil Spill Impact Assessment	Assessment of Impacts on Salmon Spawning Areas in PWS	0.0	0.0	0.0	0.0	144.8	0.0	144.8	8401
DFG	Oil Spill Impact Assessment	Pink & Chum Salmon Egg & Pre-Emergent Fry Sampling in PWS	0.0	0.0	0.0	0.0	149.1	0.0	149.1	8402
DFG	Oil Spill Impact Assessment	Salmon Coded Wire Tag Studies/PWS	0.0	0.0	0.0	0.0	1,943.4	0.0	1,943.4	8403
DFG	Oil Spill Impact Assessment	Early Marine Salmon Injury Assessment/PWS	0.0	0.0	0.0	0.0	590.7	0.0	590.7	8404
DFG	Oil Spill Impact Assessment	Assessment of Impacts on Dolly Varden Char in PWS	0.0	0.0	0.0	0.0	437.4	0.0	437.4	8405
DFG	Oil Spill Impact Assessment	PWS Sport Fishery Harvest & Effort Study	0.0	0.0	0.0	0.0	175.9	0.0	175.9	8406

AGENCY	COMPONENT	DESCRIPTION	FEDERAL	GEN FUND	GF/PR	I/A REC	1051	1052	TOTALS	REF#
DFG	Oil Spill Impact Assessment	Assessment of Pink & Chum Salmon Spawning Areas outside PWS	0.0	0.0	0.0	0.0	320.3	0.0	320.3	8407
DFG	Oil Spill Impact Assessment	Pink & Chum Salmon Egg & Pre-Emergent Fry Sampling Outside PWS	0.0	0.0	0.0	0.0	111.4	0.0	111.4	8408
DFG	Oil Spill Impact Assessment	Early Marine Salmon Injury Assessment Kenai Pen/Kodiak Shelikof Strait	0.0	0.0	0.0	0.0	348.5	0.0	348.5	8409
DFG	Oil Spill Impact Assessment	Assessment of Impacts on Dolly Varden Char & Sockeye Salmon/Lower Kenai Pen.	0.0	0.0	0.0	0.0	152.6	0.0	152.6	8410
DFG	Oil Spill Impact Assessment	Assessment of Impacts on PWS Herring	0.0	0.0	0.0	0.0	374.5	0.0	374.5	8411
DFG	Oil Spill Impact Assessment	Assessment of Impacts on Kodiak & Alaska Peninsula Herring	0.0	0.0	0.0	0.0	60.0	0.0	60.0	8412
DFG	Oil Spill Impact Assessment	Assessment of Impacts on Clams in PWS	0.0	0.0	0.0	0.0	86.2	0.0	86.2	8413
DFG	Oil Spill Impact Assessment	Assessment of Impacts on Crabs in PWS	0.0	0.0	0.0	0.0	64.9	0.0	64.9	8414
DFG	Oil Spill Impact Assessment	Assessment of Impacts on Spot Shrimp in PWS	0.0	0.0	0.0	0.0	60.5	0.0	60.5	8415
DFG	Oil Spill Impact Assessment	Assessment of Injury to Oysters in PWS	0.0	0.0	0.0	0.0	25.5	0.0	25.5	8416
DFG	Oil Spill Impact Assessment	Assessment of Impacts on Rockfish in PWS	0.0	0.0	0.0	0.0	45.6	0.0	45.6	8417
DFG	Oil Spill Impact Assessment	Shellfish & Groundfish Trawl Assessment in PWS	0.0	0.0	0.0	0.0	199.3	0.0	199.3	8418
DFG	Oil Spill Impact Assessment	Assessment of Impacts on the Larvae of Shellfish & Groundfish in PWS	0.0	0.0	0.0	0.0	413.4	0.0	413.4	8419
DFG	Oil Spill Impact Assessment	Undersea Observations to Support Benthic Fishery Damage Assessments	0.0	0.0	0.0	0.0	550.1	0.0	550.1	8420
DFG	Oil Spill Impact Assessment	Assessment of Impacts on Clams outside of PWS	0.0	0.0	0.0	0.0	108.8	0.0	108.8	8421
DFG	Oil Spill Impact Assessment	Assessment of Impacts on Crabs outside of PWS	0.0	0.0	0.0	0.0	11.0	0.0	11.0	8422
DFG	Oil Spill Impact Assessment	Assessment of Impacts on Rockfish/Halibut/Lingcod Lower Kenai Pen.	0.0	0.0	0.0	0.0	108.4	0.0	108.4	8423
DFG	Oil Spill Impact Assessment	Shellfish & Groundfish Trawl Assessment outside PWS	0.0	0.0	0.0	0.0	295.8	0.0	295.8	8424
DFG	Oil Spill Impact Assessment	Biological Impacts at Scallop Mariculture Sites in Kodiak	0.0	0.0	0.0	0.0	53.8	0.0	53.8	8425
DFG	Oil Spill Impact Assessment	Assessment of Impacts on Sea Urchins - Kodiak	0.0	0.0	0.0	0.0	45.0	0.0	45.0	8426
DFG	Oil Spill Impact Assessment	Assessment of Injury to Black Tail Deer in PWS	0.0	0.0	0.0	0.0	87.0	0.0	87.0	8427
DFG	Oil Spill Impact Assessment	Assessment of Injury to Black Bears in PWS	0.0	0.0	0.0	0.0	139.7	0.0	139.7	8428
DFG	Oil Spill Impact Assessment	Assessment of Injury to River Otter & Mink in PWS	0.0	0.0	0.0	0.0	287.7	0.0	287.7	8429
DFG	Oil Spill Impact Assessment	Assessment of Injury to Brown Bear Populations on the Alaska Pen.	0.0	0.0	0.0	0.0	162.7	0.0	162.7	8430
DFG	Oil Spill Impact Assessment	Assessment of the Effect of Oil on Carnivores & Small Animals outside PWS	0.0	0.0	0.0	0.0	302.4	0.0	302.4	8431
DFG	Oil Spill Impact Assessment	Assessment of the Effect of Hydrocarbons on Mink Reproduction	0.0	0.0	0.0	0.0	192.2	0.0	192.2	8432
DFG	Oil Spill Impact Assessment	Histopathological Analyses	0.0	0.0	0.0	0.0	318.8	0.0	318.8	8437
DFG	Oil Spill Impact Assessment	Management and Administrative Support Services	0.0	0.0	0.0	0.0	2,011.0	0.0	2,011.0	8438
DFG	Oil Spill Impact Assessment	CERCLA Trust Receipts, GF Offset	5,736.0	0.0	0.0	0.0	-5,736.0	0.0	0.0	8439
DFG	Oil Spill Impact Assessment	Assessment of Impact on Steller Sea Lions	270.0	0.0	0.0	0.0	0.0	0.0	270.0	8441
DFG	Oil Spill Impact Assessment	Assessment of Impact on Harbor Seals	245.0	0.0	0.0	0.0	0.0	0.0	245.0	8442
DFG	Oil Spill Impact Assessment	Assessment of Impact on Peale's Peregrine Falcons	43.5	0.0	0.0	0.0	0.0	0.0	43.5	8443
DFG	Oil Spill Impact Assessment	Assessment of Impact on Glaucous-Winged Gulls	73.0	0.0	0.0	0.0	0.0	0.0	73.0	8444
DFG	Oil Spill Impact Assessment	Assessment of Impact on Sea Ducks	146.0	0.0	0.0	0.0	0.0	0.0	146.0	8445
DFG	Oil Spill Impact Assessment	Assessment of Impact on Passerines & Other Non-Game Birds	59.0	0.0	0.0	0.0	0.0	0.0	59.0	8446
DFG	Oil Spill Impact Assessment	Assessment of Geographic Extent and Persistence of Floating Oil	0.0	0.0	0.0	0.0	231.0	0.0	231.0	8450
DFG	Oil Spill Impact Assessment	Assessment of Injury to Subtidal Marine Sediment Resources	0.0	0.0	0.0	0.0	553.0	0.0	553.0	8451
DFG	Oil Spill Impact Assessment	Assessment of Dissolved and Particulate Hydrocarbons in the Water Column	0.0	0.0	0.0	0.0	253.0	0.0	253.0	8452
DFG	Oil Spill Impact Assessment	Assessment of Injury to Benthic Infaunal Resources	0.0	0.0	0.0	0.0	97.6	0.0	97.6	8453
DFG	Oil Spill Impact Assessment	Assessment of Injury to Air from the Release of Volatile Compounds	0.0	0.0	0.0	0.0	106.5	0.0	106.5	8454

AGENCY	COMPONENT	DESCRIPTION	FEDERAL	GEN FUND	GE/PR	I/A REC	1051	1052	TOTALS	REF#
DFG	Oil Spill Impact Assessment	Mapping of Damage Assessment Data	0.0	0.0	0.0	0.0	488.0	0.0	488.0	8455
DFG	Oil Spill Impact Assessment	Assessment of Safety of Subsistence Foods	0.0	0.0	0.0	0.0	392.3	0.0	392.3	8456
DFG	Oil Spill Impact Assessment	Response Management: Public Information	0.0	0.0	0.0	0.0	27.5	0.0	27.5	8500
DFG	Oil Spill Impact Assessment	Response Management: Sport Fisheries	0.0	0.0	0.0	0.0	87.3	0.0	87.3	8501
DFG	Oil Spill Impact Assessment	Response Management: Wildlife	0.0	0.0	0.0	0.0	212.5	0.0	212.5	8502
DFG	Oil Spill Impact Assessment	Response Management: Commercial Fisheries BQ Planning and Review	0.0	0.0	0.0	0.0	26.3	0.0	26.3	8503
DFG	Oil Spill Impact Assessment	Response Management: Kodiak/Chignik Fisheries	0.0	0.0	0.0	0.0	394.4	0.0	394.4	8504
DFG	Oil Spill Impact Assessment	Response Management: Upper Cook Inlet Fisheries	0.0	0.0	0.0	0.0	56.1	0.0	56.1	8505
DFG	Oil Spill Impact Assessment	Response Management: Lower Cook Inlet Fisheries	0.0	0.0	0.0	0.0	89.0	0.0	89.0	8506
DFG	Oil Spill Impact Assessment	Response Management: Prince William Sound Salmon Fisheries	0.0	0.0	0.0	0.0	197.7	0.0	197.7	8507
			6,572.5	0.0	274.1	3,566.6	8,390.6	0.0	18,803.8	Sum
DPS	Marine Enforcement	Fish and Wildlife Emergency Enforcement	0.0	0.0	0.0	0.0	126.4	0.0	126.4	851
DPS	Marine Enforcement	Exxon Valdez Oil Spill: Two Boats and Gear	0.0	0.0	0.0	0.0	141.7	0.0	141.7	8007
DPS	Detachments	Increased Trooper, F&W, Fire Protection Enforcement	0.0	0.0	0.0	0.0	277.4	0.0	277.4	850
			0.0	0.0	0.0	0.0	545.5	0.0	545.5	Sum
DOT	Highways and Aviation	Exxon Valdez Oil Spill: Roadway Damage Assessment	0.0	0.0	0.0	0.0	100.0	0.0	100.0	8008
			0.0	0.0	0.0	0.0	100.0	0.0	100.0	Sum
DCRA	Training and Development	DCRA - Oil Spill Response Team	0.0	0.0	0.0	0.0	273.5	0.0	273.5	8003
DCRA	Rural Development Grants	Oil Spill Community Assistance Program	0.0	0.0	0.0	0.0	1,160.0	0.0	1,160.0	8001
			0.0	0.0	0.0	0.0	1,433.5	0.0	1,433.5	Sum
UA	UAA/Mining and Petroleum Train	Oil Spill: Safety Training for Oil Spill Workers (RSA from Labor 45-9-0292)	0.0	0.0	0.0	150.0	0.0	0.0	150.0	8903 (Labor - Oil Spill Response)
UA	School of Fisheries and Ocean	Oil Spill: Resource Assessment Preparation	0.0	0.0	0.0	0.0	51.9	0.0	51.9	8501
UA	School of Fisheries and Ocean	Oil Spill: R/V Alpha Helix--1st Cruise--Emergency Response	0.0	0.0	0.0	0.0	256.2	0.0	256.2	8503
UA	School of Fisheries and Ocean	Oil Spill: R/V Alpha Helix--2nd Cruise--Damage Assessment	0.0	0.0	0.0	0.0	239.8	0.0	239.8	8505
UA	School of Fisheries and Ocean	Oil Spill: F&G RSA 45-90-86 Oil Induced Injury to Subtidal Marine Sediment	0.0	0.0	0.0	473.1	0.0	0.0	473.1	8961 (CERCLA-F&G)
UA	School of Fisheries and Ocean	Oil Spill: F&G RSA 45-90-88 Distribution of Hydrocarbons in Water Column	0.0	0.0	0.0	13.1	0.0	0.0	13.1	8962
UA	School of Fisheries and Ocean	Oil Spill: F&G RSA 45-90-0081 Injury to Deep Water Benthic Infaunal Resources	0.0	0.0	0.0	117.1	0.0	0.0	117.1	8963
UA	School of Fisheries and Ocean	Oil Spill: F&G RSA 45-90-87 Early Marine Salmon Studies	0.0	0.0	0.0	169.6	0.0	0.0	169.6	8964
UA	School of Fisheries and Ocean	Oil Spill: F&G RSA 45-90-85 Impact on Larvae Shellfish/Groundfish in PWS	0.0	0.0	0.0	458.4	0.0	0.0	458.4	8965
UA	School of Fisheries and Ocean	Oil Spill: DEC RSA 45-0-0227--Microbiology for CERCLA Air/Water Study	0.0	0.0	0.0	47.6	0.0	0.0	47.6	8967
UA	Fairbanks Organized Research	Oil Spill: IAB/F&G RSA 45-90-0167 Influence of Oil on Reproduction of Mink	0.0	0.0	0.0	230.6	0.0	0.0	230.6	8123
UA	Fairbanks Organized Research	Oil Spill: IAB/F&G RSA 45-90-0168 Oil Contamination of River Otter & Mink	0.0	0.0	0.0	43.2	0.0	0.0	43.2	8124

AGENCY	COMPONENT	DESCRIPTION	FEDERAL	GEN FUND	GF/PR	I/A REC	1051	1052	TOTALS	REP#
UA	Fairbanks Organized Research	Oil Spill: F&G RSA 45-01-01 Geo Inst; Extent & Persistence of Floating Oil	0.0	0.0	0.0	124.2	0.0	0.0	124.2	8131 (CERCLA-F&G)
			0.0	0.0	0.0	1,826.9	547.9	0.0	2,374.8	Sum
			6,572.5	1,415.0	1,074.1	6,071.8	22,606.7	4,255.9	41,996.0	Sum


# MEMORANDUM

## State of Alaska

Office of the Governor  
Division of Audit and Management Services  
465-3568

February 6, 1990

TO: Garrey Peska, COS  
Alison Elgee, Director of  
Budget Review

FROM:  John L. Lucas, Director

SUBJECT: Oil Spill Staffing

In recent weeks there has been a great deal of confusion over the number of state personnel currently employed and funded through various oil spill funding. My office was asked to review and report on both current and the proposed staffing necessary to meet each agency's response requirements. The information presented has been organized by department and compared to the peak staffing that existed at the height of agency response to the oil spill.

One needs to note that the peak staffing indicates the total staff assigned to oil spill response at a given time. This number is not compatible with the number shown for existing staffing or proposed staffing through June 30. For example, a large department such as DEC indicates 170 new hires at peak staff but they actually hired over 500 individuals for different jobs during the peak clean-up period. It is important to note in a case such as DEC the proposed request for staff is to provide flexibility to hire and terminate various job functions as conditions require and it is not anticipated that the department will have even close to all the positions occupied even during peak clean-up activities.

For proposed staffing through June 30, 1990, I have attempted to separate the source of funding between CH 87 and other RSA sources.

Please let me know if this is helpful or if there is additional information I can provide.

Attachments

Oil Spill  
Current Staffing  
February 5, 1990

AGENCY (CH 87)	PFT	PPT / SEAS	Temp	Total
Office of the Governor	8	0	0	8
Department of Administration	0	0	1	1
Department of Commerce and Economic Development	0	0	0	0
Department of Community and Regional Affairs	5	0	0	5
Department of Fish and Game	42	23	13	78
Department of Health and Social Services	1	0	0	1
Department of Labor	0	0	1	1
Department of Law	14	0	1	15
Department of Military and Veterans Affairs	0	0	0	0
Department of Natural Resources	6	1	1	8
Department of Public Safety	0	0	1	1
Department of Transportation and Public Facilities	<u>0</u>	<u>0</u>	<u>0</u>	<u>0</u>
<b>Total Current Staff (CH 87)</b>	<u>76</u>	<u>24</u>	<u>18</u>	<u>118</u>
<b>DEC RESPONSE FUND</b>				
Department of Environmental Conservation	6	0	104	110
<b>RSA FUNDED STAFF</b>				
Office of the Governor	0	0	3	3
Department of Administration	0	0	3	3
Department of Fish and Game	4	6	14	24
Department of Labor	0	0	3	3
Department of Natural Resources	<u>11</u>	<u>14</u>	<u>1</u>	<u>33</u>
<b>Total Other Staff</b>	<u>21</u>	<u>20</u>	<u>128</u>	<u>176</u>
<b>TOTAL POSITIONS</b>	<u>97</u>	<u>44</u>	<u>146</u>	<u>294</u>

**Oil Spill  
Proposed Staffing  
Through June 30, 1990**

<b>Proposed Staffing (CH. 87)</b>	<b>PFT</b>	<b>PPT / SEAS</b>	<b>Temp</b>	<b>Total</b>
Office of the Governor	8	0	0	8
Department of Administration	0	0	1	1
Department of Commerce and Economic Development	0	4	0	4
Department of Community and Regional Affairs	2	0	0	2
Department of Fish and Game	80	74	134	288
Department of Health and Social Services	1	0	0	1
Department of Labor	0	0	10	10
Department of Law	18	0	1	19
Department of Military and Veterans Affairs	0	0	0	0
Department of Natural Resources	6	1	1	8
Department of Public Safety	0	2	0	2
Department of Transportation and Public Facilities	<u>0</u>	<u>0</u>	<u>0</u>	<u>0</u>
<b>Total Ch. 87</b>	<u>115</u>	<u>81</u>	<u>147</u>	<u>343</u>
<b>DEC RESPONSE FUND</b>				
Department of Environmental Conservation	5	0	213	218
<b>RSA FUNDED STAFF</b>				
Office of the Governor	0	0	3	3
Department of Administration	0	0	3	3
Department of Fish and Game	8	14	12	34
Department of Natural Resources	<u>11</u>	<u>13</u>	<u>0</u>	<u>24</u>
<b>Total Other Staff</b>	<u>24</u>	<u>27</u>	<u>231</u>	<u>282</u>
<b>TOTAL POSITIONS</b>	<u>139</u>	<u>108</u>	<u>378</u>	<u>625</u>

## Office of the Governor

Peak Staffing	Existing	New	Total
	3	12	15

The Oil Spill Coordinating Office (OSCO) was established to take over the responsibilities then being carried by Office of the Governor and Alaska Division of Emergency Services. Besides Juneau field offices were established to provide a single point of contact for community groups and individuals.

Current Staffing	PFT	PPT / SEAS	Temp	Total
	8	0	3	11

Current staff exist in Juneau and Anchorage to coordinate oil spill response efforts, ensure timely reimbursements of billings to Exxon, assist law in litigation efforts, and to respond to information request. An additional three temporaries are funded through an RSA with DEC for media services.

Proposed Staffing (to 6/30/90)	PFT	PPT / SEAS	Temp	Total
	8	0	3	11
Oil Spill Coordinators Office	8	0	0	8
Delete Valdez position and consolidate operations in Juneau office. Add an accountant position in Juneau to assist in billing process.				
Media Services (RSA-DEC)	0	0	3	3
Video project to assist in media response to spill.				

## Department of Administration

Peak Staffing	Existing	New	Total
	46	9	55

The department's major response to the oil spill was to support services to other state agencies. Risk Management, General Services and Supply, Finance and Telecommunications sent people to Valdez to assist in purchasing, insurance needs, tracking the expenditures of state agencies, and in setting up telecommunication services throughout the area.

Current Staffing	PFT	PPT / SEAS	Temp	Total
Public Defender Office (Gov)	0	0	4	4
Fund Attorney II in the Public Defender Agency.	0	0	1	1
Telecommunications (RSA-DEC)	0	0	3	3
Two Telecommunications Technicians and an Accounting Tech.				

Proposed Staffing (to 6/30/90)	PFT	PPT / SEAS	Temp	Total
Public Defender Office (Gov)	0	0	4	4
Fund Attorney II in the Public Defender Agency.	0	0	1	1
Telecommunications (RSA-DEC)	0	0	3	3
Two Telecommunications Technicians and an Accounting Tech to maintain network in Prince William Sound for Coast Guard, Public Safety, Fish and Game, and other agencies.				

**Department of Commerce and Economic Development**

<b>Peak Staffing</b>	<b>Existing</b>	<b>New</b>	<b>Total</b>
	77	3	80

The department had no explicit responsibilities in the oil spill. The department needed to respond to the pressing problem of the potential devastation of the tourism and fishing industries, provide emergency regulations for a pilot drop off point for Prince William Sound, and working with local communities in assessing their options for assistance.

The Alaska Seafood Marketing Council (ASMI) mounted a campaign aimed at assuring seafood buyers of the quality of the product. Three additional staff were hired to assist in this process.

<b>Current Staffing</b>	<b>PFT</b>	<b>PPT / SEAS</b>	<b>Temp</b>	<b>Total</b>
	0	0	0	0

No current staffing authorized or funded.

<b>Proposed Staffing (to 6/30/90)</b>	<b>PFT</b>	<b>PPT / SEAS</b>	<b>Temp</b>	<b>Total</b>
	0	4	0	4

Fund existing seasonal staff to operate the Valdez weigh station from April 1 through June 30, 1990 on a 24 hour basis.

## Department of Community and Regional Affairs

Peak Staffing	Existing	New	Total
	9	7	16

The principle responsibility of the department was to assist local governments in responding to the spill. Numerous local crisis and problems related to human and community impacts were dealt with by local governments.

In addition, staff assisted local communities and the state, federal and Exxon staff to meet with and address local community concerns. In addition the department was to plan and administer the special grant program for oil spill impacted communities.

Current Staffing	PFT	PPT / SEAS	Temp	Total
	5	0	0	5

Staff consists of Local Government Specialists to assist local governments within the oil spill area and oversee the socio-economic study funded by a grant from the department.

Proposed Staffing (to 6/30/90)	PFT	PPT / SEAS	Temp	Total
	2	0	0	2

Remaining staff will continue to assist local governments in identifying problems, develop solution options, and pursuing funding and solutions from state and federal agencies and Exxon. In addition staff will oversee the socio-economic study funded by a grant from the department.

## Department of Environmental Conservation

Peak Staffing	Existing	New	Total
	7	170	177

DEC is the lead agency for response as detailed in AS 46.03, 46.04, 46.08 and 46.09, as well as 18 AAC 75. Within hours, DEC staff was on board the Exxon Valdez. A command post was established in Valdez and the Division of Emergency Services was asked to assist in establishing the disaster center in Valdez.

By day two all department decision staff were in Valdez and decisions were being made about who was control the response to this spill. To the end DEC establish a response of its own using local fisherman and other local resources to recover as much oil as possible.

After the initial response was under way four primary goals were established: Monitor Exxon's clean-up activities; document the adequacy of the clean-up; assess the impact of the spill and clean-up on the environment; monitor the movement of oil to evaluate the need for emergency response to protect sensitive resources.

Current Staffing	PFT	PPT / SEAS	Temp	Total
	6	0	104	110

As of January 30, 1990, the department had a total of 110 staff working on oil spill response. There were 93 employees working in Valdez, Seward, Homer, Kodiak and Anchorage. An additional 17 employees were in Juneau.

Proposed Staffing (to 6/30/90)	PFT	PPT / SEAS	Temp	Total
	5	0	213	218

The department expects the staff outside of Juneau to continue to decrease to about 75 employees as relocation to Anchorage continues. Increased staffing will begin in late March as conditions warrant. The department does not expect to employ all the positions at any one period of time but requires the flexibility to adjust to any changing conditions.

## Department of Fish and Game

Peak Staffing	Existing	New	Total
	38	284	322

ADF&G has the responsibility for the protection and management of fish, game and aquatic plant resources. The response involved every agency in the department coordinating from the Commissioner's office. Offices were established in Valdez, Homer, Kodiak and Cordova.

Major objectives were to establish baseline data for future damage assessments, protect existing hatcheries and existing wild stocks, assess the damage to the subsistence user and to document the loss of bird, animals, and fish as a result of the spill.

In addition, the Commissioner was named as the state's natural resources trustee and to work with the federal trustees under CERCLA, the Clean Water Act and other state and federal laws.

Current Staffing	PFT	PPT / SEAS	Temp	Total
	46	29	27	102
Assessments/Management (Gov)	42	23	13	78
Response/cleanup (RSA-DEC)	4	6	14	24

Proposed Staffing (to 6/30/90)	PFT	PPT / SEAS	Temp	Total
	88	88	146	322
Assessments related staff (Gov)	72	67	119	258
Management related staff (Gov)	8	7	15	30
Response/cleanup (RSA-DEC)	8	14	12	34

## Department of Health and Social Services

Peak Staffing	Existing	New	Total
	77	3	80

The department has no explicit responsibilities under oil spill contingency plans. They do have some duties under the state's Emergency plan. These include public health response, emergency welfare services and crisis counseling for affected individuals.

Emergency Medical Services staff were sent to Valdez to assist in the response effort and to coordinate the departments response. When the Department of Labor declared the clean-up a hazardous waste operation, public health officials assumed the responsibility to review the human health impacts on workers during the clean-up process.

In addition, more staff was allocated for local mental health centers to assist in providing crisis counseling to all persons affected by the spill and the resulting crowded and overburdened local resources.

Current Staffing	PFT	PPT / SEAS	Temp	Total
	1	0	0	1

An existing positions from EMS has been reassigned to work as DHSS oil spill coordinator.

Proposed Staffing (to 6/30/90)	PFT	PPT / SEAS	Temp	Total
	1	0	0	1

Current Staffing is proposed to continue through June 30. The position will work out of Valdez and Kodiak to initiate and coordinate DHSS services that are required in the affected areas.

## Department of Labor

Peak Staffing	Existing	New	Total
	157	13	170

The department's immediate substantive response focused on the Division of Labor Standards & Safety and Employment Security Division. The immediate challenge centered on job service functions in recruiting workers.. In addition staff coordinated with other agencies to assure that public and worker safety were being protected. The department had two major goals: maximize the number of Alaskan's working; and ensure that employees were protected from occupational hazards on the beaches.

Current Staffing	PFT	PPT / SEAS	Temp	Total
	0	0	4	4
Special Assistant for oil spill activities in Juneau (Gov)	0	0	1	1
Occupational Safety (RSA-DEC) Three Occupation Safety staff in Anchorage	0	0	3	3

Proposed Staffing (to 6/30/90)	PFT	PPT / SEAS	Temp	Total
	0	0	10	10
Special Assistant for oil spill activities in Juneau (Gov)	0	0	1	1
Job Service (Gov) Proposed staff funding provides for five employment security specialists to meet increased workload demands at job service offices in Valdez (2), Cordova (1), Kodiak (1), and Kenai (1) from April 15 through June 30.	0	0	5	5
Occupational Safety (Gov) Four Occupational Safety officers and one Clerk Typist to work out of Anchorage from April 15 through June 30. These are currently funded from an RSA with DEC but will switch to CH 87 funding in April	0	0	4	4

## Department of Law

Peak Staffing	Existing	New	Total
	0	12	12

The immediate response of the department was to respond to state agencies request for legal assistance. In addition, attorneys were assisting state troopers in their criminal investigations.

Additionally, the department was assisting in the preparation for the National Transportation Safety Board hearings.

The department also began responding to court case filed against the state and to researching applicable laws for the state own court suits.

Current Staffing	PFT	PPT / SEAS	Temp	Total
	14	0	1	15

Current staffing consists of 10 PFT, 1 Temp in the Civil Section and 4 PFT in the Criminal Section.

Proposed Staffing (to 6/30/90)	PFT	PPT / SEAS	Temp	Total
	18	0	1	19

Proposed staffing is to fund 14 PFT, 1 Temp in the Civil Section and 4 PFT in the Criminal Section.

## Department of Military and Veterans Affairs

Peak Staffing	Existing	New	Total
	34	8	42

The Alaska Division of Emergency Services has no statutory responsibility under the oil spill contingency plans. It is however, one of the "other agencies" mentioned in the plan. DES did play a critical role in direct support to DEC in performing the initial logistical support, arranging housing and office space for all other agencies and helping to establish a communications system for coordinating activities.

Current Staffing	PFT	PPT / SEAS	Temp	Total
	0	0	0	0

No additional staff authorized or funded.

Proposed Staffing (to 6/30/90)	PFT	PPT / SEAS	Temp	Total
	0	0	0	0

No additional staff proposed.

## Department of Natural Resources

Peak Staffing	Existing	New	Total
	147	13	160

DNR's responsibilities centered on the agency's role as land owner and manager. This includes the state park system, recreational areas, historic, prehistoric and archaeological resources of the state.

Offices were established in Valdez to help coordinate information from the departments data files and records to DEC and other cleanup agencies. This included maps of the area to both view the current area and to assist in projecting areas of potential damage. In addition staff assisted in establishing priority areas for booming and protection.

Current Staffing	PFT	PPT / SEAS	Temp	Total
	17	15	1	33

See proposed staffing description below.

Proposed Staffing (to 6/30/90)	PFT	PPT / SEAS	Temp	Total
	17	14	1	32
Project Coordination Office (Gov) Oil spill project manager, damage assessment manager, plans / documentation manager, accountant, cartographer, documentation technician for litigation, clerk and intern.	6	1	1	8
Land and Water Field Oper. (RSA-DEC) Field monitoring and response: Anchorage (6), Valdez (2), Homer (2), Seward (1), and Kodiak (1).	7	5	0	12
Historic Resources Mgt. (RSA-DEC) Archaeological response efforts and documentation.	1	5	0	6
Parks and Outdoor Rec. (RSA-DEC) Shuych Island Ranger Station - refueling station	0	1	0	1
Land Records Information (RSA-F&G) Graphics and map preparation, damage assessment and litigation.	3	2	0	5

## Department of Public Safety

Peak Staffing	Existing	New	Total
	26	1	27

The department's primary goal was to assist DEC in the areas of traffic control, search and rescue and to evaluate the threat to public safety. In addition, troopers have the initial responsibility to investigate possible violations of state law.

To this end troopers and experienced criminal investigators were assigned to the Valdez area.

Current Staffing	PFT	PPT / SEAS	Temp	Total
	0	0	1	1

Current staffing is a clerk typist II.

Proposed Staffing (to 6/30/90)	PFT	PPT / SEAS	Temp	Total
	0	2	0	2

Staff will consist of two seasonal Fish and Wildlife Aides to work with existing personnel to patrol the spill area during the peak commercial use.

**Department of Transportation and Public Facilities**

<b>Peak Staffing</b>	<b>Existing</b>	<b>New</b>	<b>Total</b>
	196	1	197

The staff at the time of the spill were primarily ferry employees. In addition there was a need for increased security and firefighting personnel at the airport in Valdez. There was also concern about the weight of vehicles on the highway and some staff were assigned the task of reviewing weight requirements.

<b>Current Staffing</b>	<b>PFT</b>	<b>PPT / SEAS</b>	<b>Temp</b>	<b>Total</b>
	0	0	0	0

No additional staff authorized or funded.

<b>Proposed Staffing (to 6/30/90)</b>	<b>PFT</b>	<b>PPT / SEAS</b>	<b>Temp</b>	<b>Total</b>
	0	0	0	0

No additional staff proposed.

Received 2/22/90

HB 428/FY90 AND PRIOR YEARS SUPPLEMENTAL APPROPRIATIONS--SECTIONAL ANALYSIS

SEC.#	AGENCY	PROGRAM/PURPOSE	GENERAL	OTHER	TOTAL	NOTE
01	Administration	Longevity Bonus Payments Note [3]	7,400.0		7,400.0	SB396
02	Administration	Office/Public Advocacy-FY89 Contracts Note [2]	249.2		249.2	SB396
03	Administration	Office/Public Advocacy-FY90 Contracts	950.0		950.0	SB396
04	Administration	Labor Relations Agency-Admin/Legal Costs	25.0		25.0	
05	Administration	Pioneers Homes-Operating/Reclass Costs	738.3		738.3	
06	Administration	Older Alaskans Commission-Arbitration Award	38.7		38.7	
07	Administration	Public Defender-Eliminate Forced LWOP	193.6		193.6	
08	Administration	APOC-Election Report Data System	130.0		130.0	
09	Administration	LTC Arbitration Award/1988 Columbus Day Holiday Note [1]	370.9		370.9	HB453
10	Law	Judgements & Claims	222.3		222.3	
11	Law	Wells v. State	160.0		160.0	
12	Law	Shelton-Impeachment Hearing Legal Expenses	302.7		302.7	SB396
13	Revenue	Electricity/Telephone Tax-sharing--1989 Note [2]	32.8		32.8	
14	Revenue	Child Support Enforcement/Offset Fed Funds Reduction	54.5		54.5	
15	Education	Foundation Program	17,858.1		17,858.1	
16	Education	School Debt Retirement Note [2]	1,753.3		1,753.3	
17	Health & Soc Serv	ALB-Holdharmless	413.1		413.1	
18	Health & Soc Serv	Medicaid-Nonfacility	2,919.6	2,919.5	5,839.1	
19	Health & Soc Serv	Medicaid-Facility	7,152.5	7,152.4	14,304.9	
20	Health & Soc Serv	Indian Health Service-Medicaid		3,446.2	3,446.2	
21	Health & Soc Serv	Medicaid-Additional State Program Costs		882.0	882.0	
22	Health & Soc Serv	Medicaid-Hospital/Nursing Home Rate Legal Costs	50.0	50.0	100.0	
23	Health & Soc Serv	Claims Processing-OBRA Implementation Costs	309.4	657.6	967.0	
24	Health & Soc Serv	Public Health-Nurse Reclass	354.4		354.4	
25	Health & Soc Serv	API-Nurse Reclass	266.8		266.8	
26	Labor	Increased PERA Activity	20.0		20.0	
27	Labor	Occupational Safety & Health Review Board Costs	15.0		15.0	
28	Labor	Worker's Comp Board-Injured Worker Payment	15.5		15.5	
29	Labor	1990 Census-Additional Staff & Equipment	42.9		42.9	
30	Military/Vet Affairs	Burial Allowance	90.0		90.0	
31	Military/Vet Affairs	Disaster Relief	2,000.0		2,000.0	SB396
32	Natural Resources	Fire Suppression Costs	663.2		663.2	
33	Natural Resources	Firefighter Overtime Costs--FY88 & FY89	100.0	400.0	500.0	
34	Natural Resources	Historical Commission-Film/Music License	5.4		5.4	
35	Fish & Game	Local Advisory Committees/Regional Councils Costs	384.0		384.0	
36	Public Safety	Contract Jails	440.4		440.4	
37	Public Safety	Crime Lab-Serology	83.1		83.1	
38	Public Safety	ID/Criminal Information	58.1		58.1	
39	Public Safety	National Criminal Info Network Access	137.9		137.9	

HB 428/FY90 AND PRIOR YEARS SUPPLEMENTAL APPROPRIATIONS--SECTIONAL ANALYSIS

40	Public Safety	Veterans License Plates		21.8		21.8
41	Perm Fund Dividend Fund	"Felon" Programs		1,500.0		1,500.0
42	Transportation/PF	Marine Highway System-Exxon Receipts		238.3		238.3
43	Transportation/PF	Marine Highway System-Vessel Operations Note [2]		3,250.0		3,250.0
44	Transportation/PF	Airport Maintenance		50.0		50.0
45	Transportation/PF	Spring Creek Prison Claim Settlement		2,325.0		2,325.0
46	Transportation/PF	Snow/Ice Removal Note [3]		2,523.9	262.4	2,786.3
47	Transportation/PF	CBJ Renovation/Repairs Transfer Agreement Note [2]		136.0		136.0
48	Community & Reg Aff	Family Support Act-Transitional Child Care Implementation [2]		341.0	340.9	681.9
49	Community & Reg Aff	Organizational Grant/Coffman Cove		50.0		50.0
50	Community & Reg Aff	Revenue Sharing/Chignik Lake, Perryville		24.7		24.7
51	Community & Reg Aff	LBC Optimum Boundaries Map Project		46.0		46.0
52	Corrections	Major Medical Expenses		1,600.0		1,600.0
53	Corrections	Manilaq Social Rehabilitation Center		250.0		250.0
54	Corrections	Probation Officers Arbitration Award Note [1]		25.3		25.3
55	Comm/Judicial Conduct	Additional Operating Costs Note [3]		56.4		56.4
56.01	Governor	Misc Claims/State-dated Warrants		0.7		0.7
56.02	Administration	Misc Claims/State-dated Warrants		26.9		26.9
56.04	Health & Social Serv	Misc Claims/State-dated Warrants		37.3		37.3
56.05	Commerce & Econ Dev	Misc Claims/State-dated Warrants		5.0		5.8
56.06	Military/Vet Affairs	Misc Claims/State-dated Warrants		2.3		2.3
56.07	Fish & Game	Misc Claims/State-dated Warrants		0.1		0.1
56.08	Public Safety	Misc Claims/State-dated Warrants		0.5		0.5
56.09	Transportation/PF	Misc Claims/State-dated Warrants Note [2]		24.8		24.8
56.10	Corrections	Misc Claims/State-dated Warrants Note [3]		2.7		2.7
56.11	Legislature	Misc Claims/State-dated Warrants		0.6		0.6

NEW SECTIONS PROPOSED BY THE GOVERNOR 2/7/90

_____	Health & Soc Serv	Family Support Act-Transitional Child Care Implementation			340.9	340.9
_____	Education	Foundation Program-PL81-874 Underpayments--FY88	606.9			606.9
_____	Education	Foundation Program-PL81-874 Underpayments--FY89	397.1			397.1
_____	Education	Boarding Home Program	27.0			27.0
_____	Education	Implement HB52-Teacher Background Checks	40.0			40.0
_____	Military/Vet Affairs	Disaster Relief Fund-Flood Disasters: 1986 and 1989	4,187.1			4,187.1

HB 428/FY90 AND PRIOR YEARS SUPPLEMENTAL APPROPRIATIONS--SECTIONAL ANALYSIS

NEW SECTIONS PROPOSED BY THE GOVERNOR 2/22/90

Revenue	Permanent Fund Division-Increased Costs		99.0	99.0
Education	School Debt Retirement-FY90	1,090.5		1,090.5
Natural Resources	DGGS-Drift River Volcano/Flood Hazard	80.3		80.3
Fish & Game	FRED-PWSAC/Main Bay Hatchery	298.0		298.0
Alaska Railroad	Locomotives and Rolling Stock	9,000.0		9,000.0
<b>TOTAL</b>		<b>74,267.7</b>	<b>16,550.9</b>	<b>90,818.6</b>

Supplemental appropriations for fiscal year 1990 unless otherwise noted.

NOTES:

- [1] Included in HB453 Arbitrations Awards Supplemental
- [2] Governor's requested amendments 2/6 and 2/7/90
- [3] Governor's requested amendments 2/22/90

SECTIONS INCLUDED IN OTHER SUPPLEMENTAL APPROPRIATIONS

01	Administration	Longevity Bonus Payments Note [3]	7,400.0	7,400.0	SB396
02	Administration	Office/Public Advocacy-FY89 Contracts Note [2]	249.2	249.2	SB396
03	Administration	Office/Public Advocacy-FY90 Contracts	950.0	950.0	SB396
09	Administration	LTC Arbitration Award/1988 Columbus Day Holiday Note [1]	370.9	370.9	HB453
12	Law	Sheffield-Impeachment Hearing Legal Expenses	302.7	302.7	SB396
31	Military/Vet Affairs	Disaster Relief	2,000.0	2,000.0	SB396
43	Transportation/PF	Marine Highway System-Vessel Operations Note [2]	3,250.0	3,250.0	SB396
54	Corrections	Probation Officers Arbitration Award Note [1]	25.3	25.3	HB453
SUBTOTAL--DUPLICATED SECTIONS			14,548.1	0.0	14,548.1
TOTAL [NET OF DUPLICATED SECTIONS]			59,719.6	16,550.9	76,270.5


# MEMORANDUM

# State of Alaska

Office of the Governor  
Division of Audit and Management Services  
465-3568

February 5, 1990

TO: Garrey Peska, COS  
Alison Elgee, Director of  
Budget Review

FROM:  John L. Lucas, Director

SUBJECT: Department of Environmental Conservation - Staffing  
Requirements Through June 30, 1990.

Attached as Exhibit I is a summary of the staffing requirements originally submitted by DEC to cover their needs for the period January 1 through June 30, 1990. The totals provided at that time indicated a need for 276 positions and total funding of over nine million dollars.

Per your request, we have worked with DEC to reduce the request in terms of necessary positions, overtime funding and total funding. Exhibit II represents the results of that effort. The positions necessary has been reduced to 218 and total funding has been lowered by approximately four million to \$5,107.4. A large part of this reduction relates to lowering premium pay from \$4,310.0 to \$1,662.1.

In addition to the two exhibits, a complete listing of proposed staff is provided.

Attachments

cc: Janet Clarke, Deputy Director  
Div. of Budget Review

DEPARTMENT OF ENVIRONMENTAL CONSERVATION  
SUMMARY OF POSITIONS  
OIL SPILL RESPONSE  
JANUARY 1 THRU JUNE 30, 1990

LOCATION	FULL TIME	NON-PERM	TOTAL POSITIONS	REGULAR WAGES	PREMIUM PAY	BENEFITS	TOTAL COMPENSATION
JUNEAU	2	22	24	\$ 272,706	\$ 71,515	\$ 31,553	375,774
KODIAK		27	27	359,910	431,134	69,605	860,649
HOMER		19	19	271,728	366,761	56,185	694,674
SEWARD		17	17	248,694	325,329	50,514	624,537
CORDOVA		6	6	56,472	17,202	6,486	80,160
VALDEZ	1	168	169	2,598,254	3,048,812	507,681	6,154,747
ANCHORAGE	2		2	19,733	0	6,476	26,209
PALMER		11	11	118,915	29,919	13,101	161,935
FAIRBANKS	1		1	17,496	19,375	10,660	47,531
<b>TOTALS</b>	<b>6</b>	<b>270</b>	<b>276</b>	<b>\$ 3,963,908</b>	<b>\$ 4,310,047</b>	<b>\$ 752,261</b>	<b>9,026,216</b>

ORGANIZATION

CLEANUP MONITORING		68	68	\$ 908,390	\$ 1,246,820	\$ 189,875	2,345,085
DATA PROCESSING (SHORELINE)		15	15	238,123	349,479	51,709	639,311
LOGISTICAL SUPPORT	2	48	50	652,067	217,021	84,336	953,424
ON-SCENE COORDINATOR		9	9	153,486	176,666	29,053	359,205
SCIENTIFIC SUPPORT		25	25	417,438	624,787	91,716	1,133,941
SEAFOOD	3	29	32	309,265	80,695	39,886	429,846
TREATMENT TECHNOLOGY		8	8	175,074	73,206	21,850	270,130
WASTE WATER MGMT	1	68	69	1,110,064	1,541,373	243,836	2,895,273
<b>TOTALS</b>	<b>6</b>	<b>270</b>	<b>276</b>	<b>\$ 3,963,907</b>	<b>\$ 4,310,047</b>	<b>\$ 752,261</b>	<b>9,026,215</b>

DEPARTMENT OF ENVIRONMENTAL CONSERVATION  
SUMMARY OF POSITIONS  
OIL SPILL RESPONSE  
JANUARY 1 THRU JUNE 30, 1990  
Revised from Initial submission (2/2/90)

LOCATION	FULL TIME	NON-PERM	TOTAL POSITIONS	REGULAR WAGES	PREMIUM PAY	BENEFITS	TOTAL COMPENSATION
JUNEAU	2	22	24	\$ 273,247	\$ 91,017	\$ 40,308	\$ 404,572
KODIAK		17	17	213,670	63,775	27,494	304,939
HOMER		3	3	43,856	21,208	6,447	71,511
SEWARD		5	5	67,468	30,827	9,741	108,036
CORDOVA		6	6	55,200	17,202	7,175	79,577
VALDEZ		149	149	2,162,325	1,368,782	353,534	3,904,641
ANCHORAGE	2		2	19,734	0	5,099	24,833
PALMER		11	11	115,365	29,919	14,397	159,681
FAIRBANKS	1		1	20,988	19,375	9,237	49,600
				0			
<b>TOTALS</b>	<b>5</b>	<b>213</b>	<b>218</b>	<b>\$ 2,971,853</b>	<b>\$ 1,662,105</b>	<b>\$ 473,432</b>	<b>\$ 5,107,390</b>

ORGANIZATION

CLEANUP MONITORING		66	66	\$ 831,927	\$ 652,795	\$ 147,135	\$ 1,631,857
DATA PROCESSING (SHORELINE)		15	15	223,456	170,836	39,074	433,366
LOGISTICAL SUPPORT	2	47	49	622,608	203,075	92,036	917,719
ON-SCENE COORDINATOR		10	10	177,908	139,011	31,406	348,325
SCIENTIFIC SUPPORT		18	18	301,289	202,282	49,903	553,474
SEAFOOD	3	29	32	302,335	80,695	41,958	424,988
TREATMENT TECHNOLOGY		6	6	131,904	60,095	19,027	211,026
WASTE WATER MGMT		22	22	380,428	153,315	52,893	586,636
				0			
<b>TOTALS</b>	<b>5</b>	<b>213</b>	<b>218</b>	<b>\$ 2,971,855</b>	<b>\$ 1,662,104</b>	<b>\$ 473,432</b>	<b>\$ 5,107,391</b>

PCM	TITLE	LOCATION	ORGANIZATION	REGULAR WAGES	PREMIUM PAY	BENEFITS	TOTAL COMPENSATION
N116	Clerk Typist III	EAA Valdez	Cleanup Monitor	\$10,860	\$4,753	\$1,547	\$17,160
N125	Administrative Asst I	EAA Valdez	Cleanup Monitor	\$13,800	\$6,107	\$1,972	\$21,880
N133	Environmental Fld Off II	EAA Valdez	Cleanup Monitor	\$17,994	\$12,191	\$2,991	\$33,176
N134	Environmental Fld Off II	EAA Valdez	Cleanup Monitor	\$11,996	\$12,382	\$2,415	\$26,794
N135	Environmental Fld Off II	EAA Valdez	Cleanup Monitor	\$11,996	\$12,382	\$2,415	\$26,794
N136	Environmental Fld Off II	EAA Valdez	Cleanup Monitor	\$11,996	\$12,383	\$2,415	\$26,795
N137	Environmental Fld Off II	EAA Valdez	Cleanup Monitor	\$11,996	\$12,383	\$2,415	\$26,795
N138	Environmental Fld Off II	EAA Valdez	Cleanup Monitor	\$11,996	\$12,383	\$2,415	\$26,795
N139	Environmental Fld Off II	EAA Valdez	Cleanup Monitor	\$11,996	\$12,383	\$2,415	\$26,795
N140	Environmental Fld Off II	EAA Valdez	Cleanup Monitor	\$11,996	\$12,383	\$2,415	\$26,795
N141	Environmental Fld Off II	EAA Valdez	Cleanup Monitor	\$17,994	\$12,500	\$3,021	\$33,516
N142	Environmental Fld Off II	EAA Valdez	Cleanup Monitor	\$11,996	\$12,382	\$2,415	\$26,794
N143	Environmental Fld Off II	EAA Valdez	Cleanup Monitor	\$11,996	\$12,383	\$2,415	\$26,795
N177	Environmental Technician	EAA Valdez	Cleanup Monitor	\$13,866	\$9,426	\$2,308	\$25,600
N178	Environmental Technician	EAA Valdez	Cleanup Monitor	\$9,244	\$9,337	\$1,841	\$20,423
N179	Environmental Technician	EAA Valdez	Cleanup Monitor	\$9,244	\$9,337	\$1,841	\$20,423
N180	Environmental Technician	EAA Valdez	Cleanup Monitor	\$9,244	\$6,283	\$1,538	\$17,066
N181	Environmental Fld Off I	EAA Valdez	Cleanup Monitor	\$15,750	\$10,903	\$2,641	\$29,294
N182	Environmental Technician	EAA Valdez	Cleanup Monitor	\$9,200	\$9,337	\$1,837	\$20,374
N183	Environmental Technician	EAA Valdez	Cleanup Monitor	\$13,800	\$6,372	\$1,999	\$22,171
N185	Environmental Technician	EAA Valdez	Cleanup Monitor	\$9,200	\$6,283	\$1,534	\$17,018
N186	Environmental Technician	EAA Valdez	Cleanup Monitor	\$9,200	\$6,283	\$1,534	\$17,018
N187	Environmental Technician	EAA Valdez	Cleanup Monitor	\$9,200	\$6,283	\$1,534	\$17,018
N188	Environmental Technician	EAA Valdez	Cleanup Monitor	\$9,200	\$6,283	\$1,534	\$17,018
N189	Environmental Technician	EAA Valdez	Cleanup Monitor	\$9,200	\$6,283	\$1,534	\$17,018
N190	Environmental Technician	EAA Valdez	Cleanup Monitor	\$9,200	\$6,283	\$1,534	\$17,018

PCN	TITLE	LOCATION	ORGANIZATION	REGULAR WAGES	PREMIUM PAY	BENEFITS	TOTAL COMPENSATION
N191	Environmental Technician	EAA Valdez	Cleanup Monitor	\$9,200	\$6,283	\$1,534	\$17,018
N192	Environmental Technician	EAA Valdez	Cleanup Monitor	\$9,200	\$6,283	\$1,534	\$17,018
N193	Environmental Technician	EAA Valdez	Cleanup Monitor	\$9,200	\$6,283	\$1,534	\$17,018
N194	Environmental Technician	EAA Valdez	Cleanup Monitor	\$13,800	\$6,372	\$1,999	\$22,171
N195	Environmental Technician	EAA Valdez	Cleanup Monitor	\$9,200	\$6,283	\$1,534	\$17,018
N196	Environmental Technician	EAA Valdez	Cleanup Monitor	\$9,200	\$6,283	\$1,534	\$17,018
N197	Environmental Technician	EAA Valdez	Cleanup Monitor	\$13,800	\$9,426	\$2,301	\$25,527
N198	Environmental Technician	EAA Valdez	Cleanup Monitor	\$13,800	\$9,426	\$2,301	\$25,527
N199	Environmental Technician	EAA Valdez	Cleanup Monitor	\$13,800	\$9,426	\$2,301	\$25,527
N200	Environmental Technician	EAA Valdez	Cleanup Monitor	\$9,200	\$9,943	\$1,897	\$21,040
N201	Environmental Technician	EAA Valdez	Cleanup Monitor	\$9,200	\$9,943	\$1,897	\$21,040
N202	Environmental Technician	EAA Valdez	Cleanup Monitor	\$9,200	\$9,943	\$1,897	\$21,040
N203	Environmental Technician	EAA Valdez	Cleanup Monitor	\$9,200	\$9,943	\$1,897	\$21,040
N204	Environmental Technician	EAA Valdez	Cleanup Monitor	\$9,200	\$9,943	\$1,897	\$21,040
N205	Environmental Technician	EAA Valdez	Cleanup Monitor	\$9,200	\$9,943	\$1,897	\$21,040
N206	Environmental Technician	EAA Valdez	Cleanup Monitor	\$9,200	\$9,943	\$1,897	\$21,040
N207	Environmental Technician	EAA Valdez	Cleanup Monitor	\$9,200	\$9,943	\$1,897	\$21,040
N208	Environmental Technician	EAA Valdez	Cleanup Monitor	\$13,800	\$10,032	\$2,361	\$26,193
N209	Environmental Technician	EAA Valdez	Cleanup Monitor	\$13,800	\$10,032	\$2,361	\$26,193
N210	Environmental Technician	EAA Valdez	Cleanup Monitor	\$13,800	\$10,032	\$2,361	\$26,193
N211	Environmental Technician	EAA Valdez	Cleanup Monitor	\$13,800	\$10,032	\$2,361	\$26,193
N212	Environmental Technician	EAA Valdez	Cleanup Monitor	\$13,800	\$10,032	\$2,361	\$26,193
N213	Environmental Technician	EAA Valdez	Cleanup Monitor	\$13,800	\$10,032	\$2,361	\$26,193
N214	Environmental Technician	EAA Valdez	Cleanup Monitor	\$13,800	\$10,032	\$2,361	\$26,193
N215	Environmental Technician	EAA Valdez	Cleanup Monitor	\$13,800	\$10,032	\$2,361	\$26,193
N218	Environmental Fld Off II	EAA Valdez	Cleanup Monitor	\$11,996	\$12,383	\$2,415	\$26,794

PCN	TITLE	LOCATION	ORGANIZATION	REGULAR WAGES	PREMIUM PAY	BENEFITS	TOTAL COMPENSATION
N219	Environmental Fld Off III	EAA Valdez	Cleanup Monitor	\$20,730	\$18,975	\$3,934	\$43,639
N220	Environmental Fld Off III	EAA Valdez	Cleanup Monitor	\$24,630	\$22,279	\$4,648	\$51,557
N229	College Intern III	EAA Valdez	Cleanup Monitor	\$12,222	\$5,361	\$1,742	\$19,325
N230	College Intern III	EAA Valdez	Cleanup Monitor	\$12,222	\$5,361	\$1,742	\$19,325
N235	College Intern III	EAA Valdez	Cleanup Monitor	\$12,222	\$5,361	\$1,742	\$19,325
N268	Environmental Technician	EAA Valdez	Cleanup Monitor	\$13,800	\$7,168	\$2,077	\$23,045
N269	Environmental Technician	EAA Valdez	Cleanup Monitor	\$13,800	\$6,108	\$1,972	\$21,880
N270	Environmental Fld Off II	EAA Valdez	Cleanup Monitor	\$13,800	\$9,426	\$2,301	\$25,527
N271	Environmental Technician	EAA Valdez	Cleanup Monitor	\$13,800	\$7,169	\$2,078	\$23,047
N280	Environmental Fld Off II	EAA Valdez	Cleanup Monitor	\$17,994	\$13,556	\$3,126	\$34,676
N281	Environmental Fld Off II	EAA Valdez	Cleanup Monitor	\$17,994	\$13,556	\$3,126	\$34,676
N296	Environmental Fld Off IV	EAA Valdez	Cleanup Monitor	\$24,630	\$27,807	\$5,196	\$57,633
N441	Environmental Fld Off III	EAA Valdez	Cleanup Monitor	\$20,730	\$14,332	\$3,474	\$38,536
N449	Environmental Fld Off II	EAA Valdez	Cleanup Monitor	\$11,996	\$12,383	\$2,415	\$26,794
Subtotal for above organization: Cleanup Monitor				\$831,926	\$652,195	\$147,135	\$1,631,857

Number of positions: 66

PCN	TITLE	LOCATION	ORGANIZATION	REGULAR WAGES	PREMIUM PAY	BENEFITS	TOTAL COMPENSATION
N113	Analyst Programmer V	EAA Valdez	Data Processing (Shorlin	\$21,292	\$27,298	\$4,815	\$53,405
N115	Clerk Typist III	EAA Valdez	Data Processing (Shorlin	\$11,526	\$7,570	\$1,892	\$20,988
N223	Paralegal Asst II	EAA Valdez	Data Processing (Shorlin	\$17,994	\$12,148	\$2,987	\$33,129
N228	Analyst/Programmer I	EAA Valdez	Data Processing (Shorlin	\$12,852	\$9,828	\$2,247	\$24,928
N245	Paralegal Asst I	EAA Valdez	Data Processing (Shorlin	\$14,688	\$9,828	\$2,429	\$26,946
N274	Analyst/Programmer I	EAA Valdez	Data Processing (Shorlin	\$13,464	\$9,828	\$2,308	\$25,601
N277	Environmental Technician	EAA Valdez	Data Processing (Shorlin	\$12,075	\$9,161	\$2,104	\$23,341
N298	Environmental Fld Off II	EAA Valdez	Data Processing (Shorlin	\$16,494	\$12,148	\$2,838	\$31,481
N306	Analyst/Programmer III	EAA Valdez	Data Processing (Shorlin	\$19,278	\$12,998	\$3,198	\$35,475
N356	Analyst/Programmer III	EAA Valdez	Data Processing (Shorlin	\$17,671	\$12,998	\$3,039	\$33,709
N357	Analyst/Programmer III	EAA Valdez	Data Processing (Shorlin	\$16,868	\$12,998	\$2,959	\$32,826
N381	Clerk Typist III	EAA Valdez	Data Processing (Shorlin	\$11,526	\$7,570	\$1,892	\$20,988
N382	Clerk Typist III	EAA Valdez	Data Processing (Shorlin	\$11,526	\$7,570	\$1,892	\$20,988
N383	Clerk Typist III	EAA Valdez	Data Processing (Shorlin	\$11,526	\$7,570	\$1,892	\$20,988
N403	Analyst/Programmer II	EAA Valdez	Data Processing (Shorlin	\$14,673	\$11,315	\$2,575	\$28,565
Subtotal for above organization: Data Processing (Shorline)				\$223,455	\$170,836	\$39,074	\$433,366

Number of positions: 15

PCN	TITLE	LOCATION	ORGANIZATION	REGULAR WAGES	PREMIUM PAY	BENEFITS	TOTAL COMPENSATION
7393	Personnel Asst I	AWA Juneau	Logistical Support	\$1,036	\$765	\$781	\$2,582
N104	Personnel Asst I	AWA Juneau	Logistical Support	\$12,492	\$3,805	\$2,327	\$18,624
N319	Administrative Off II	AWA Juneau	Logistical Support	\$21,246	\$7,169	\$2,815	\$31,230
N416	Accounting Clerk III	AWA Juneau	Logistical Support	\$11,010	\$3,810	\$1,468	\$16,288
N421	Personnel Asst I	AWA Juneau	Logistical Support	\$13,302	\$4,051	\$2,452	\$19,805
N422	Personnel Asst I	AWA Juneau	Logistical Support	\$12,492	\$3,805	\$2,327	\$18,624
N423	Personnel Asst I	AWA Juneau	Logistical Support	\$10,410	\$0	\$1,626	\$12,036
N424	Clerk Typist III	AWA Juneau	Logistical Support	\$2,446	\$738	\$315	\$3,500
N425	Clerk Typist III	AWA Juneau	Logistical Support	\$9,786	\$0	\$969	\$10,755
N434	Accounting Clerk III	AWA Juneau	Logistical Support	\$11,010	\$3,810	\$1,468	\$16,288
N435	Accounting Tech II	AWA Juneau	Logistical Support	\$14,118	\$4,887	\$1,883	\$20,888
N442	Accounting Clerk III	AWA Juneau	Logistical Support	\$11,010	\$762	\$1,166	\$12,938
N443	Supply Officer I	AWA Juneau	Logistical Support	\$13,230	\$916	\$1,401	\$15,547
N445	Accounting Clerk III	AWA Juneau	Logistical Support	\$11,010	\$3,810	\$1,468	\$16,288
N446	Accounting Tech II	AWA Juneau	Logistical Support	\$14,118	\$4,887	\$1,883	\$20,888
N447	Accounting Tech II	AWA Juneau	Logistical Support	\$14,118	\$4,887	\$1,883	\$20,888
N448	Accounting Tech I	AWA Juneau	Logistical Support	\$12,432	\$4,303	\$1,658	\$18,393
N454	Management Analyst III	AWA Juneau	Logistical Support	\$18,678	\$5,691	\$2,414	\$26,783
N463	Accounting Tech I	AWA Juneau	Logistical Support	\$2,205	\$672	\$285	\$3,162
N476	Accounting Clerk III	AWA Juneau	Logistical Support	\$11,010	\$762	\$1,166	\$12,938
N108	Accounting Tech III	EAA Valdez	Logistical Support	\$17,994	\$5,695	\$2,367	\$26,256
N109	Personnel Asst I	EAA Valdez	Logistical Support	\$13,866	\$4,470	\$2,570	\$20,906
N112	Supply Technician I	EAA Valdez	Logistical Support	\$13,020	\$4,155	\$1,702	\$18,877
N117	Clerk Typist III	EAA Valdez	Logistical Support	\$10,860	\$3,460	\$1,419	\$15,739
N118	Clerk Typist III	EAA Valdez	Logistical Support	\$10,860	\$3,460	\$1,419	\$15,739
N122	Clerk Typist III	EAA Valdez	Logistical Support	\$10,860	\$3,460	\$1,419	\$15,739

PCN	TITLE	LOCATION	ORGANIZATION	REGULAR WAGES	PREMIUM PAY	BENEFITS	TOTAL COMPENSATION
N123	Clerk Typist III	EAA Valdez	Logistical Support	\$10,860	\$3,460	\$1,419	\$15,739
N124	Clerk Typist III	EAA Valdez	Logistical Support	\$10,860	\$3,460	\$1,419	\$15,739
N126	Student Intern II	EAA Valdez	Logistical Support	\$9,708	\$3,068	\$1,266	\$14,042
N130	Risk Mgmt Officer II	EAA Valdez	Logistical Support	\$17,994	\$5,895	\$2,367	\$26,256
N132	Storekeeper WG VI	EAA Valdez	Logistical Support	\$12,966	\$3,950	\$1,676	\$18,592
N236	College Intern III	EAA Valdez	Logistical Support	\$12,222	\$8,041	\$2,008	\$22,271
N249	Equip Operator WG VII	EAA Valdez	Logistical Support	\$12,300	\$3,748	\$1,590	\$17,638
N250	Equip Operator WG VII	EAA Valdez	Logistical Support	\$12,300	\$3,748	\$1,590	\$17,638
N251	Supply Officer II	EAA Valdez	Logistical Support	\$19,278	\$6,308	\$2,535	\$28,121
N253	Personnel Off I	EAA Valdez	Logistical Support	\$18,084	\$5,925	\$3,245	\$27,254
N286	Accounting Tech II	EAA Valdez	Logistical Support	\$15,672	\$5,126	\$2,061	\$22,859
N293	Administrative Asst III	EAA Valdez	Logistical Support	\$17,994	\$5,895	\$2,367	\$26,256
N370	Administrative Asst I	EAA Valdez	Logistical Support	\$14,220	\$4,604	\$1,865	\$20,689
N378	Supply Technician I	EAA Valdez	Logistical Support	\$12,222	\$3,903	\$1,597	\$17,722
N385	Clerk Typist III	EAA Valdez	Logistical Support	\$11,526	\$3,674	\$1,506	\$16,706
N386	Clerk Typist III	EAA Valdez	Logistical Support	\$11,526	\$3,674	\$1,506	\$16,706
N387	Clerk Typist III	EAA Valdez	Logistical Support	\$11,526	\$3,674	\$1,506	\$16,706
N388	Clerk Typist III	EAA Valdez	Logistical Support	\$11,526	\$3,674	\$1,506	\$16,706
N389	Clerk Typist III	EAA Valdez	Logistical Support	\$11,526	\$3,674	\$1,506	\$16,706
N407	Accounting Clerk II	EAA Valdez	Logistical Support	\$11,886	\$3,787	\$1,553	\$17,226
N408	Accounting Clerk II	EAA Valdez	Logistical Support	\$11,526	\$3,674	\$1,506	\$16,706
N409	Administrative Off I	EAA Valdez	Logistical Support	\$19,278	\$6,308	\$2,535	\$28,121
7208	Administrative Off II	JBA Fairbanks	Logistical Support	\$20,988	\$19,375	\$9,237	\$49,600
Subtotal for above organization: Logistical Support				\$622,607	\$203,075	\$92,036	\$917,719

Number of positions: 49

PCN	TITLE	LOCATION	ORGANIZATION	REGULAR WAGES	PREMIUM PAY	BENEFITS	TOTAL COMPENSATION
N317	Info Officer III	ANA Juneau	On-Scene Coordinator	\$21,364	\$17,894	\$3,892	\$43,170
N318	Clerk Typist III	ANA Juneau	On-Scene Coordinator	\$9,786	\$10,240	\$1,984	\$22,010
N105	Info Officer II	EAA Valdez	On-Scene Coordinator	\$19,278	\$28,674	\$4,752	\$52,704
N114	Clerk Typist III	EAA Valdez	On-Scene Coordinator	\$11,526	\$12,617	\$2,392	\$26,535
N256	Publications Tech	EAA Valdez	On-Scene Coordinator	\$13,800	\$6,107	\$1,972	\$21,879
N255	Info Officer I	EAA Valdez	On-Scene Coordinator	\$15,672	\$10,563	\$2,599	\$28,834
N379	Visual Info Spec	EAA Valdez	On-Scene Coordinator	\$11,245	\$15,388	\$2,639	\$29,272
N380	Project Asst	EAA Valdez	On-Scene Coordinator	\$19,278	\$17,332	\$3,628	\$40,238
N429	Environmental Fld Off IV	EAA Valdez	On-Scene Coordinator	\$23,736	\$10,603	\$3,402	\$37,741
N478	Project Manager II	EAA Valdez	On-Scene Coordinator	\$32,202	\$9,593	\$4,141	\$45,936
Subtotal for above organization: On-Scene Coordinator				\$177,907	\$139,011	\$31,406	\$348,325

Number of positions: 10

P-N	TITLE	LOCATION	ORGANIZATION	REGULAR WAGES	PREMIUM PAY	BENEFITS	TOTAL COMPENSATION
N272	Environmental Technician	EAA Valdez	Scientific Support	\$11,500	\$6,107	\$1,744	\$19,352
N282	Environmental Fld Off II	EAA Valdez	Scientific Support	\$14,995	\$8,098	\$2,288	\$25,382
N299	Environmental Fld Off II	EAA Valdez	Scientific Support	\$14,995	\$8,098	\$2,288	\$25,382
N300	Environmental Fld Off II	EAA Valdez	Scientific Support	\$17,994	\$8,098	\$2,585	\$28,678
N301	Environmental Fld Off II	EAA Valdez	Scientific Support	\$17,994	\$8,098	\$2,585	\$28,678
N302	Environmental Fld Off II	EAA Valdez	Scientific Support	\$17,994	\$8,098	\$2,585	\$28,678
N303	Ecologist III	EAA Valdez	Scientific Support	\$19,780	\$10,603	\$3,011	\$33,394
N309	Environmental Fld Off I	EAA Valdez	Scientific Support	\$13,060	\$10,097	\$2,294	\$25,452
N311	Chemist II	EAA Valdez	Scientific Support	\$17,994	\$8,098	\$2,585	\$28,678
N312	Environmental Fld Off I	EAA Valdez	Scientific Support	\$15,672	\$10,097	\$2,553	\$28,322
N313	Environmental Fld Off I	EAA Valdez	Scientific Support	\$15,672	\$10,097	\$2,553	\$28,322
N314	Environmental Fld Off I	EAA Valdez	Scientific Support	\$15,672	\$10,097	\$2,553	\$28,322
N315	Environmental Fld Off I	EAA Valdez	Scientific Support	\$15,672	\$10,097	\$2,553	\$28,322
N322	Environmental Fld Off III	EAA Valdez	Scientific Support	\$20,730	\$18,572	\$3,894	\$43,197
N418	Chemist II	EAA Valdez	Scientific Support	\$17,994	\$8,098	\$2,585	\$28,678
N430	Chemist III	EAA Valdez	Scientific Support	\$20,730	\$23,215	\$4,354	\$48,300
N431	Environmental Fld Off I	EAA Valdez	Scientific Support	\$13,060	\$10,097	\$2,294	\$25,451
N432	Environmental Fld Off IV	EAA Valdez	Scientific Support	\$19,780	\$26,509	\$4,587	\$50,876
Subtotal for above organization: Scientific Support				\$301,288	\$202,282	\$49,903	\$553,474

Number of positions: 18

PCN	TITLE	LOCATION	ORGANIZATION	REGULAR WAGES	PREMIUM PAY	BENEFITS	TOTAL COMPENSATION
7056	Division Director	AMA Juneau	Seafood	\$3,906	\$0	\$1,242	\$5,149
N444	Accounting Clerk III	AMA Juneau	Seafood	\$11,010	\$3,353	\$1,423	\$15,786
N326	Environmental Technician	CAA Kodiak	Seafood	\$9,032	\$2,770	\$1,169	\$12,971
N327	Environmental Technician	CAA Kodiak	Seafood	\$9,032	\$2,770	\$1,169	\$12,971
N328	Environmental Technician	CAA Kodiak	Seafood	\$9,032	\$2,770	\$1,169	\$12,971
N329	Environmental Technician	CAA Kodiak	Seafood	\$9,032	\$2,770	\$1,169	\$12,971
N330	Environmental Technician	CAA Kodiak	Seafood	\$9,032	\$2,770	\$1,169	\$12,971
N331	Environmental Technician	CAA Kodiak	Seafood	\$9,032	\$2,770	\$1,169	\$12,971
N332	Environmental Technician	CAA Kodiak	Seafood	\$9,032	\$2,770	\$1,169	\$12,971
N333	Environmental Technician	CAA Kodiak	Seafood	\$9,032	\$2,770	\$1,169	\$12,971
N346	Environmental Technician	CYB Homer	Seafood	\$8,288	\$2,687	\$1,087	\$12,062
N344	Environmental Technician	DSA Seward	Seafood	\$8,288	\$2,687	\$1,087	\$12,062
N345	Environmental Technician	DSA Seward	Seafood	\$8,288	\$2,687	\$1,087	\$12,062
N338	Environmental Technician	DWA Cordova	Seafood	\$9,200	\$2,867	\$1,195	\$13,262
N339	Environmental Technician	DWA Cordova	Seafood	\$9,200	\$2,867	\$1,195	\$13,262
N340	Environmental Technician	DWA Cordova	Seafood	\$9,200	\$2,867	\$1,195	\$13,262
N341	Environmental Technician	DWA Cordova	Seafood	\$9,200	\$2,867	\$1,195	\$13,262
N342	Environmental Technician	DWA Cordova	Seafood	\$9,200	\$2,867	\$1,195	\$13,262
N343	Environmental Technician	DWA Cordova	Seafood	\$9,200	\$2,867	\$1,195	\$13,262
7209	Environmental Conserv Sup	EBA Anchorage	Seafood	\$5,477	\$0	\$1,587	\$7,064
7301	Environmental Hlth Offcr IV	EBA Anchorage	Seafood	\$14,256	\$0	\$3,512	\$17,768
N279	Environmental Technician	ECF Palmer	Seafood	\$10,360	\$3,903	\$1,413	\$15,676
N325	Environmental Technician	ECF Palmer	Seafood	\$10,360	\$3,252	\$1,348	\$14,960
N361	Environmental Technician	ECF Palmer	Seafood	\$10,360	\$3,252	\$1,348	\$14,960
N362	Environmental Technician	ECF Palmer	Seafood	\$10,360	\$3,252	\$1,348	\$14,960
N363	Environmental Technician	ECF Palmer	Seafood	\$10,360	\$3,252	\$1,348	\$14,960

PCN	TITLE	LOCATION	ORGANIZATION	REGULAR WAGES	PREMIUM PAY	BENEFITS	TOTAL COMPENSATION
N364	Environmental Technician	ECF Palmer	Seafood	\$10,360	\$3,252	\$1,348	\$14,960
N365	Environmental Technician	ECF Palmer	Seafood	\$10,360	\$3,252	\$1,348	\$14,960
N367	Environmental Technician	ECF Palmer	Seafood	\$10,360	\$3,252	\$1,348	\$14,960
N368	Environmental Technician	ECF Palmer	Seafood	\$10,360	\$3,252	\$1,348	\$14,960
N369	Environmental Technician	ECF Palmer	Seafood	\$10,360	\$0	\$1,026	\$11,386
N371	Chemist I	ECF Palmer	Seafood	\$11,765	\$0	\$1,165	\$12,930
Subtotal for above organization: Seafood				\$302,335	\$80,695	\$41,958	\$424,988

Number of positions: .32

PCN	TITLE	LOCATION	ORGANIZATION	REGULAR WAGES	PREMIUM PAY	BENEFITS	TOTAL COMPENSATION
N129	Environmental Eng IV	EAA Valdez	Treatment Technology	\$30,066	\$26,903	\$5,645	\$62,614
N237	Ecologist III	EAA Valdez	Treatment Technology	\$23,736	\$7,719	\$3,117	\$34,572
N238	Environmental Eng III	EAA Valdez	Treatment Technology	\$22,218	\$7,226	\$2,917	\$32,361
N239	Environmental Eng III	EAA Valdez	Treatment Technology	\$22,218	\$7,226	\$2,917	\$32,361
N240	Environmental Fld Off II	EAA Valdez	Treatment Technology	\$17,994	\$5,895	\$2,367	\$26,256
N242	Environmental Fld Off I	EAA Valdez	Treatment Technology	\$15,672	\$5,126	\$2,061	\$22,859
Subtotal for above organization: Treatment Technology				\$131,904	\$60,095	\$19,027	\$211,026

Number of positions: . 6

FCM	TITLE	LOCATION	ORGANIZATION	REGULAR WAGES	PREMIUM PAY	BENEFITS	TOTAL COMPENSATION
N151	Environmental Fld Off II	CAA Kodiak	Waste Water Mgt	\$17,754	\$15,087	\$3,254	\$36,095
N169	Environmental Technician	CAA Kodiak	Waste Water Mgt	\$13,614	\$826	\$1,431	\$15,871
N174	Environmental Technician	CAA Kodiak	Waste Water Mgt	\$13,614	\$826	\$1,431	\$15,871
N176	Environmental Technician	CAA Kodiak	Waste Water Mgt	\$13,614	\$826	\$1,431	\$15,871
N222	Environmental Fld Off III	CAA Kodiak	Waste Water Mgt	\$21,816	\$9,286	\$3,082	\$34,184
N257	Environmental Technician	CAA Kodiak	Waste Water Mgt	\$13,548	\$826	\$1,424	\$15,798
N259	Environmental Technician	CAA Kodiak	Waste Water Mgt	\$13,548	\$1,006	\$1,442	\$15,996
N260	Environmental Technician	CAA Kodiak	Waste Water Mgt	\$13,548	\$826	\$1,424	\$15,798
N428	Environmental Fld Off III	CAA Kodiak	Waste Water Mgt	\$20,358	\$12,106	\$3,217	\$35,681
N148	Environmental Fld Off II	CYB Homer	Waste Water Mgt	\$16,212	\$6,415	\$2,242	\$24,869
N221	Environmental Fld Off III	CYB Homer	Waste Water Mgt	\$19,356	\$12,106	\$3,117	\$34,579
N144	Environmental Fld Off II	DSA Seward	Waste Water Mgt	\$16,212	\$14,541	\$3,047	\$33,800
N153	Environmental Technician	DSA Seward	Waste Water Mgt	\$12,492	\$0	\$1,237	\$13,729
N217	Environmental Fld Off III	DSA Seward	Waste Water Mgt	\$22,188	\$10,912	\$3,280	\$36,380
N216	Environmental Fld Off I	EAA Valdez	Waste Water Mgt	\$13,060	\$0	\$1,294	\$14,354
N225	Environmental Fld Off I	EAA Valdez	Waste Water Mgt	\$15,672	\$0	\$1,553	\$17,225
N226	Environmental Fld Off I	EAA Valdez	Waste Water Mgt	\$15,672	\$0	\$1,553	\$17,225
N243	Local Govt Spec I	EAA Valdez	Waste Water Mgt	\$20,730	\$10,526	\$3,097	\$34,353
N295	Environmental Fld Off IV	EAA Valdez	Waste Water Mgt	\$28,134	\$13,251	\$4,101	\$45,486
N321	Environmental Eng II	EAA Valdez	Waste Water Mgt	\$19,278	\$17,331	\$3,627	\$40,236
N323	Environmental Fld Off III	EAA Valdez	Waste Water Mgt	\$20,730	\$9,286	\$2,974	\$32,990
N334	Environmental Eng II	EAA Valdez	Waste Water Mgt	\$19,278	\$17,332	\$3,628	\$40,238
Subtotal for above organization: Waste Water Mgt				\$380,428	\$153,315	\$52,893	\$586,636
Number of positions: 22							
Subtotal for Statewide organization:				\$2,971,851	\$1,662,105	\$473,436	\$5,107,393
Number of positions: 218							