

HB

213

(FILE 2)

SUMMARY OF INTERIM WORK ON HB 213

House Transportation Committee chairman, Representative Bette Cato, and transportation committee staff worked during this interim to address recommendations and concerns associated with HB 213.

House Bill 213, "An Act relating to allocation of federal-aid highway funds; and providing for an effective date", passed out of the House Transportation Committee (HTC) on May 11, 1987, and is currently being considered by the House Finance Committee. House Transportation Committee members submitted a letter of intent with CSHB 213 (trans) when it passed out of committee. This letter of intent (attached) reflects House Transportation concerns and provides policies and a formula that the committee would like to see the Department of Transportation and Public Facilities (DOT/PF) implement to help address these concerns.

During interim, DOT/PF Director of Plans, Program and Budget, Mr. Ron Lind, informed HTC staff that the department was holding several meetings with regional directors to discuss and review changes to the department's present capital project ranking criteria. On August 24, 1987, DOT/PF provided HTC staff with information on the changes made by the department to improve the capital program development process. Commissioner Mark Hickey stated he did not think this process had incorporated all the changes which he feels are ultimately necessary.

The changes outlined in Commissioner Hickey's letter reflect major changes in the project ranking criteria. These changes include:

- (a) Creation of a separate set of criteria for federal highway (FHWA), Airport Improvement Program (AIP), and other funding (includes State General Funds).
- (b) Award of additional points to projects that directly support industrial, commercial or resource development.
- (c) Recognition of the importance of a particular transportation facility which may provide the only year-round access to a community.
- (d) Recognition that the formal functional classification of highways may not be appropriate for roads not on the contiguous road system.

Representative Lyman Hoffman's staff has reviewed the new criteria and feels these changes address many of the concerns expressed over the current project ranking criteria. However, Laurie Nottingham, aide to Representative Hoffman, stated that the real concerns lie in the policies and guidelines adopted by the DOT/PF. Representative Hoffman would like to see the department adopt more concise, clearly defined policies that ensure fair and equitable distribution within in region of the federal-aid dollars.

Representative Hoffman is currently working to outline policy changes for DOT/PF that would provide each region with clear guidelines for the capital program development program. Representative Hoffman will provide this information during the HTC meeting on November 10, 1987.

This overview of HB 213 includes:

- summary
- copy of HB 213
- DOT/PF's new ranking criteria
- House Research analysis and information on distribution of federal-aid dollars
- committee minutes
- additional backup information.
- The section labeled comments will include information provided by Representative Hoffman.

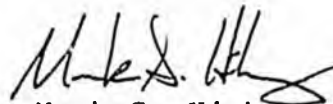
On August 24, 1987 the Department of Transportation

August 24, 1987

3. Required that any project identified as an "Alternate" be an "Expected" project within two years. This will assure that federal items for which we are programming funding actually end up being scheduled for completion.
4. Required that regional personnel notify the appropriate legislators of meetings scheduled with community planning groups and others to discuss development of the capital program, as well as solicit more input from affected legislators regarding possible projects for unorganized areas.

The target dates identified within these instructions will be modified slightly to reflect the later due date of October 31, 1987, now apparently established for the operating and capital budgets. Additional information will be forwarded as available regarding regional meeting schedules. Any comments, suggestions or project proposals for consideration would be most welcomed. Please call if you have any questions.

Sincerely,



Mark S. Hickey
Commissioner

Attachments

cc: House Transportation Committee Members
Susan Fleischhauer, Legislative Liaison, DOT&PF
Keith Gerken, Deputy Commissioner, Operations
Ron B. Lind, Director, Plans, Programs, and Budget
Robert G. Poe, Jr., Deputy Commissioner, Budget and Finance
Regional Directors, DOT&PF

MEMORANDUM

State of Alaska Department of Transportation & Public Facilities

TO: Regional Directors
Doyle Ruff, Executive Director
International Airport System
George Davidson, Systems Director
Alaska Marine Highway System

FROM: Robert G. Poe, Jr. *RGP*
Deputy Commissioner
Budget and Finance

DATE: August 12, 1987
FILE NO:
TELEPHONE NO: 465-3900
SUBJECT: 1988-1994 Capital
Improvement Program

Attached are the instructions for revision of the FFY88 obligation plans, preparation of the 1989-1994 Capital Improvement Program and the 1989 capital budget request. All of these items are interrelated, however, the specific due dates and uses of each vary. The project ranking criteria and funding limits have already been provided to your planning staff.

The process for this year is very similar to last year, however, there have been some changes to this process as follows:

1. FHWA "Expected" obligation plan totals are now targeted at the obligation limit, not apportionment total.
2. AIP totals are based on the increased amounts contained in the reauthorization bills under review by Congress. Ultimate disposition of these bills may require readjustment of the totals.
3. "Alternate" lists for FHWA and AIP are limited to 60% of "Expected".
4. Ranking criteria is applied to all 1989 projects as well as new starts in the 6 year program, not just the items requiring additional funding in the budget year.
5. A comparison to the year by year project listings contained in the "Capital Improvement Program 1987 - 1993" will be provided in the new document.
6. Six year project listings will be with the capital budget submitted to OMB.
7. Alternate projects must be incorporated into an "Expected" list within 2 years. It is still anticipated that almost all "Alternate" projects will appear as "Expected" in the next year.
8. Opportunity for public participation especially by Legislators, will be increased. Specific directions on this issue are not yet available but it will be necessary to notify Legislators of meetings scheduled with community planning groups and others to discuss the capital program.

August 12, 1987

The Commissioner's specific modifications to the ranking criteria and funding matrix have been incorporated into this package and all of the major changes have been discussed and approved by him. I would also like to thank you for the review efforts already provided by your staff during the preparation of this package.

The key due dates shown below, are based on an October 15, 1987 submission date approved by the Division of Budget Review.

Revised FFY88 Obligation Lists	September 1
FY89 Capital Budget (Project descriptions and rankings)	September 15
FY90 - 94 Complete packages	September 30
Commissioner's Review (Deputy Commissioner's and Regional Directors)	Week of October 5
Submission to OMB	October 15

If you have questions concerning this process please contact me or have your staff contact Ron Lind and his staff in the Division of Plans, Programs, and Budget. Thank you, in advance, for your cooperation in this planning effort, it is a very important element in the positive changes we are trying to bring about within DOT&PF.

Attachments

cc: Mark S. Hickey, Commissioner, DOT&PF
John Lucas, Senior Budget Analyst, Office of Management and Budget
All DOT&PF Directors
Planning Chiefs

STATE OF ALASKA

STEVE COWPER, GOVERNOR

DEPARTMENT OF TRANSPORTATION AND PUBLIC FACILITIES

P.O. BOX Z
JUNEAU, ALASKA 99811-2500
PHONE: (907) 465-3900

OFFICE OF THE COMMISSIONER

SEP 0 1987

August 24, 1987

The Honorable Bette Cato
House Transportation Committee Chairman
P.O. Box V
Juneau, AK 99811

Dear Representative ~~Cato~~ ^{BETTE}:

Attached are the detailed instructions issued within DOT&PF for the preparation of the 1989 Capital Budget and the revised Six Year Plan. These instructions will need to be considered in context with the instructions from the Division of Budget Review when issued.

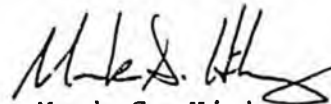
Our instructions improve the capital program development process. However, they do not incorporate all changes that I ultimately feel are necessary. Some major changes already instituted which I think you will find of interest are as follows:

1. Project Ranking Criteria has been improved by:
 - (A) Creation of a separate set of criteria for federal highway (FHWA), Airport Improvement Program (AIP), and other funding (includes State General Funds).
 - (B) Award of additional points to projects that directly support industrial, commercial or resource development. (Questions #3 and 5)
 - (C) Recognition of the importance of a particular transportation facility which may provide the only year-round access to a community. (Question #8)
 - (D) Recognition that the formal functional classification of highways may not be appropriate for roads not on the contiguous road system. (Question #7; FHWA Ranking Criteria)
2. A project-by-project comparison to the information contained in the printed document "Capital Improvement Program 1987-1993" will be provided. This will allow an understanding of the changes and reasons for the changes that have occurred or are proposed.

3. Required that any project identified as an "Alternate" be an "Expected" project within two years. This will assure that federal items for which we are programming funding actually end up being scheduled for completion.
4. Required that regional personnel notify the appropriate legislators of meetings scheduled with community planning groups and others to discuss development of the capital program, as well as solicit more input from affected legislators regarding possible projects for unorganized areas.

The target dates identified within these instructions will be modified slightly to reflect the later due date of October 31, 1987, now apparently established for the operating and capital budgets. Additional information will be forwarded as available regarding regional meeting schedules. Any comments, suggestions or project proposals for consideration would be most welcomed. Please call if you have any questions.

Sincerely,



Mark S. Hickey
Commissioner

Attachments

cc: House Transportation Committee Members
Susan Fleischhauer, Legislative Liaison, DOT&PF
Keith Gerken, Deputy Commissioner, Operations
Ron B. Lind, Director, Plans, Programs, and Budget
Robert G. Poe, Jr., Deputy Commissioner, Budget and Finance
Regional Directors, DOT&PF

INSTRUCTIONS

1988 - 1994 Capital Improvement Program

INTRODUCTION

The 1989 capital budget request is a subset of the "1988 - 1994 Capital Improvement Program." The project funding requests entered on the CP-1's, Capital Project Description for all sources except Federal Highway Administration (FHWA) and Airport Improvement Program (AIP) funding exactly match the items in the 1989 obligation plan. For AIP and FHWA funded projects, the CP-1's, the 1989 capital budget request, are only used to request the additional funding required for projects contained on the 1988 and 1989 obligation lists. Therefore, the obligation plans for FHWA and AIP must be completed before the budget request forms can be prepared.

The remainder of this package identifies the funding limits for the various fund sources, the project ranking criteria, the steps required for preparation of the obligation plans, and the technical data requirements for completion of the computer files we will use to accumulate our program. Instructions from the Office of the Governor, Division of Budget Review will be distributed as soon as they are available. The information currently available indicates that there will be very little change from their 1988 instructions. The general information requirements for data on the CP-1's will be contained in those instructions. Specific attention should be given to the operating cost elements and assuring that the CP-1 (except for PE and APD projects) is as project specific as possible. This will allow for a more understandable review and prioritization process.

SCHEDULE

1988 - 1994 Capital Improvement Program

August 26	Headquarters provides update of estimated federal obligation funding for FFY87.
September 1	1988 Revised Obligation Plans Submitted for Review.
September 15	1988 Revised Obligation Plans Approved.
September 15	1989 Obligation Plans and 1989 Capital Budget Submitted to Headquarters.
September 30	1990 - 1994 Obligation Plans Submitted
October 5	Submit any revisions caused by federal obligation activity during September which is different than that assumed. (Hopefully this will not be required.)
Week of October 5	Budget discussions between Commissioner, Deputy Commissioners and Regional Directors
October 13	Submit revisions required as result of budget discussions.
October 15	Complete capital program package submitted to Office of Management and Budget.
November 1	Public document prepared based on Departmental Submission.
December	Public document modified to reflect Governor's decisions.
January	Document submitted to Legislature.

GENERAL INSTRUCTIONS

There are two basic requirements for revision of obligation plans: 1) verification/update of the FFY88 Expected and Alternate Lists and 2) verification and update of the 1989 - 1994 obligation plans. Revisions to the 1988 Expected and Alternate lists are due September 1, 1989 obligation lists and budget requests, September 15, and the 1990 through 1994 information, September 30.

The criteria for project inclusion on the Expected and Alternate obligation lists remains the same. All projects must be capable of being obligated during the year, however those on the Expected List are the ones that you anticipate doing within the available funding and those on the Alternate List will only be used if unforeseen problems arise with the Expected Projects. Any project included on the Alternate List must appear in the next year and as an Expected project within two years.

In preparing the obligation plan, Design and Construction (D&C) may only be able to provide an estimate for total cost by phase, in these situations please use the following percentages to derive a figure for federal share for the obligation plan. Project estimate figures are to be rounded, see "G. Report Format and Data Input".

	<u>Federal Portion %</u>
Interstate System Projects	94.73
Primary, Secondary	91.35
Urban	91.35/100 ^A
Bridge	80
Safety	90
RR-Hwy Crossing funds used for ROW purchase	75
Federal Lands Highways ^B	100
All AIP Projects	93.75

Note: ^A Use this figure if the Department does not provide matching funds for the urban system project.

^B These funds are not part of the States obligation limits and therefore do not count against the limits. Typically, these projects are not constructed by the State.

For purposes of estimating the federal shares for the budget and the obligation plan you should assume that there will not be unforeseen non-participating costs. If a specific item of work is known not to be eligible for participation it should be considered as a separate project. An example of this type of expense would be the lighting for the "second runway" at Kodiak which the Federal Aviation Administration (FAA) had early on identified as ineligible. The "match pot" request for state funds will include funding to cover average ineligible items. Major disallowance of costs on projects may need to be covered by a supplemental appropriations if they exceed the total historical projections.

Regional personnel may need to check with D&C to assure that cost estimates conform to the assumptions above.

Additional Notes:

Except for the funding limit decreases, revising the obligation plan will be virtually the same as last year's process. The following are items that need to be clarified:

1. Project - specific preliminary engineering starts need to be included in the obligation plan.
2. Any proposed use of safety apportionments FFY88 and FFY89-94 should be included in the obligation plan. There is no need to list each specific safety project. The actual request in the FY89 Capital Budget for new federal authority will be a single, statewide request limited to the amount of the new apportionments.

*If a safety project does not rank high enough in the 'HSIP', but still has a high Regional priority, then the project should be programmed as a separate line item.

3. Each region needs to include bridge projects and urban projects in the obligation plan. The Department has unobligated balances in both bridge and urban categories. A list of eligible bridges is attached for programming consideration.

A. 1988 "Expected" and "Alternate" Revision.

Each region needs to review their current Federal Highway Administration (FHWA) and Airport Improvement Program (AIP) plans as printed in the "Capital Improvement Program 1987 to 1993" and identify project changes to conform to the reduced funding guidelines as well as accommodate other changes which have occurred. The changes proposed for 1988 will need to be documented and approved prior to adoption of the 1988 Expected Revised Obligation Plan by the Department. In addition, no items will be included on the 1988 105 Program for FHWA that are not on the 1988 Revised Plan (Expected and Alternate).

Even though previous Obligation Revisions may have identified changes in the 1988 Plan, they must be categorized for this process to assure that there is a concise explanation and justification of all program changes. It is realized that activities during September 1987, the last month of the federal year may cause a need to revise the 1988 proposal. These modifications will be processed as soon as possible after October 1. Each project in the 1988 Expected and Alternate List should be coded for condition/change and any funding change identified. The following categorizations should be used, however, certain types require a project specific explanation.

- # 1. No change to published FY88 Obligation Plan (Blue Book).

- # 2. Funding additions and reductions due to minor programming actions (i.e. changes in federal funding sources or ratios, etc.) not new phases.
- # 3. Funding additions or subtractions due to revised cost estimates, not new phases.
- # 4. Phase deletions due to project development issues (ability to accomplish project with staff resources, major unresolved issues such as right-of-way or wetlands mitigations or funding constraints). Specific reasons must be identified for each phase.
- # 5. Phase deletions to live within lower obligation plan limits. This reason would only be used if items 1-4 did not result in sufficient savings to reduce the funding to the new limit.
- # 6. Phase additions as a result of new projects or phases being advanced (for example, an alternate project being substituted for an expected project) when an expected project cannot be accomplished. This reason would only be used if item 5 not used. In other words if 1-4 resulted in a reduction in excess of the required reduction for the new limit you could substitute projects.
- # 7. Phase/Project substitutions because of priority changes which removed a current phase to allow inclusion of a new phase. Specific explanation of the reasons for the change is required.

The specific reasons required for certain projects should be summarized in the space provided on the file, (sample report attached) and a more detailed explanation provided in a memorandum submitted with the proposed revision. This will be the first Obligation Revision for 1988 and create the basis for all changes after that date.

B. Obligation Plans 1989 - 1994

The project listings as contained in the "1987 - 1993 Capital Improvement Program" will serve as the basis for these lists. Because of the changed levels of obligation available for each year it is expected that FHWA projects will need be moved to later years and AIP projects accelerated. Each project status must be categorized. See "A. 1988 Expected and Alternate Revision" for details.

The 1989 - 1993 lists must be reviewed for changed priorities, conditions and scheduling concerns before consideration of the new projects for the 1994 year is made.

The same financial limits and definitions apply to the 1989 - 1994 lists as apply to the 1988 Expected and Alternate Listings. Alternate Lists will not be included in the published material for years beyond 1990, however you may choose to provide them in your internal review and data base.

Any project which appears in the Alternate List must be included in the following year, and as an Expected project within two years.

C. Obligation Limits - FHWA

In preparing the revision of the Obligation Plan for federal fiscal year 1988, (FFY88) and beyond, we will use the federal "obligation" limit, rather than the "apportionment" level.

Projected Obligation = \$145,781,000
(from FHWA)

HPR, PL & PR (Not CIP Construction) = (3,030,900)
\$142,750,100

We will use our statewide limit of \$143 million for the list of Expected projects, (8.2% decrease from last year), and \$86.0 million for Alternate projects (60% of the Expected List).

	FFY88		FFY89 - 94	
	EXPECTED	ALTERNATE	EXPECTED	ALTERNATE
HIGHWAYS	\$ 143.0	\$ 86.0	\$ 143.0	\$ 86.0

The regional allocations are as follows:

REGION	REGIONAL UNITS \$'s Millions		
	EXPECTED HIGHWAYS	ALTERNATE HIGHWAYS	RATIOS
Central	\$ 65	\$39	45.5%
Northern	54.3	32.6	38%
Southeast	13.6	8.2	9.5%
Marine Hwys	8.6	5.2	6.0%
Statewide	1.4	.8	1%
TOTAL	\$143.0	\$86.0	100%

The same methodology was used the last two years to distribute funding using the fiscal matrix. The percentages were revised due to the addition of the Statewide share (approx 1.0%) in the highways program and the application of the highway program percentages directly to the total amount of proposed federal obligation authority available.

D. Obligation Limits - Aviation

The AIP obligation ceiling will be higher this year than last. This is based on the assumption that either the House or Senate Bill, now under review, will pass. Again each region will be given a percentage of the total. Project proposals will then be evaluated on a statewide basis to assure consistency with the Alaska Aviation System Plan and federal funding constraints. Statewide considerations of these projects may cause the regional amounts to vary from this allocation.

REGION	REGIONAL UNITS, \$'s MILLIONS		
	EXPECTED AVIATION	ALTERNATE AVIATION	RATIOS
CENTRAL	\$ 16.7	\$ 10.0	44%
NORTHERN	15.6	9.4	41%
SOUTHEAST	5.7	3.4	15%
AIA & FIA	10.0	6.0	Direct Entitlement
TOTAL	\$ 48.0	\$ 28.0	100%

The Alternate limits reflect 60% of the Expected list.

E. General Fund Limits

The following general fund regional allocations (\$'s thousands) are to be used for the six year plan. The 1989 limit has been increased to approximate the level used initially for FY88. This increased funding allows the presentation of a more complete listing of project options for review. In addition, the 1989 required programming for ports and harbors has been increased to equal the receipts from tax on marine fuels. The funding limits after 1989 are unchanged from last year's plans.

	<u>FY89</u>	<u>FY90</u>	<u>FY91</u>	<u>FY92</u>	<u>FY93</u>	<u>FY94</u>
Central	\$11,700.0	\$5,100.0	\$5,100.0	\$5,100.0	\$5,100.0	\$5,100.0
Northern	9,600.0	4,400.0	4,400.0	4,400.0	4,400.0	4,400.0
Southeast	4,970.0	2,100.0	2,100.0	2,100.0	2,100.0	2,100.0
AMHS	3,250.0	2,200.0	2,200.0	2,200.0	2,200.0	2,200.0
*Statewide	<u>5,250.0</u>	<u>1,200.0</u>	<u>1,200.0</u>	<u>1,200.0</u>	<u>1,200.0</u>	<u>1,200.0</u>
TOTALS	\$36,100.0	\$15,000.0	\$15,000.0	\$15,000.0	\$15,000.0	\$15,000.0

*General Fund Match will be submitted as a total by mode for each fiscal year by Headquarters.

Mandatory General Fund Projects in all years (after FY'89)

1. Advanced Project Definition \$ (regional discretion)
2. Handicapped Access @ \$250,000

General Fund Required Programming for FY'89 (Excludes Match)

	CE	NO	SE	MHS	HQ	TOTAL
Programming Levels \$'s in millions						
Advance Project Definition	\$0.4	\$0.2	\$0.1	\$0.05	\$---	\$0.75
Aviation	0.5	0.4	0.1	--	--	1.0
Erosion Control	1.0	1.0	--	--	--	2.0
Marine (Ports and Harbors) Facilities*	1.8	0.7	1.8	--	--	4.3
Barrier Free Access	0.5	0.5	0.5	0.2	--	1.7
State-Maintained Roads (Non-federally eligible work)	0.5	0.5	0.15	--	--	1.15
LSR&T	--	--	--	--	4.0	4.0
Research	--	--	--	--	0.5	0.5
Regional Discretion	<u>6.0</u>	<u>4.5</u>	<u>1.5</u>	<u>2.5</u>	<u>0.75</u>	<u>15.2</u>
TOTAL GF ALLOCATION	\$11.7	\$9.6	\$4.97	\$3.25	\$5.25	\$36.1

* DOT&PF M&O camp facilities, repairs of multiple occupancy buildings, and correction of construction errors even on single use facilities if DOT&PF was in charge of the facility. Does not include Water and Sewer at airports.

F. Ranking Criteria and Application

The attached ranking criteria should be strictly and conservatively applied. This year there is an expanded requirement for scoring projects.

Projects in FY'88 ALT, all FY'89 projects and any new project starts after FY'89 must be scored. In previous years only the projects requesting new funding in the budget year were scored.

*When ranking a specific phase of a project, treat the phase as if it were the actual construction project. - "What will the total project accomplish"?

G. Report Format and Data Input

1. Like last year, the report format and data input will utilize your personal computers. This will allow the final document to be in a standardized format.
 - a. Headquarters will provide the data diskette for the currently published information and hard copy for FFY'88 & FY'89.
 - b. "Reflex" will again be the data base.
 - c. Headquarters will compile and merge the regional reports.
2. Data Input for Project Forms
 - a. All numbers in thousands with commas and one (1) decimal place. FY'88 data will be rounded to at least the nearest thousand, FY'89 to at least the nearest five thousand, and years FY'90 and beyond to at least the nearest ten thousand unless an exact amount is known.
 - b. Project titles should establish type of work and project limits. (easily understood abbreviations are fine)
 - c. The 'Add.Fed.Required' column will be used for values in Fiscal Years 88-89-90 only.
 - d. Expected and alternate projects for federal-aid are required in the early years of the Six Year Program. It is not required to have 'Alternates' after FY90. Alternates for FY90 and beyond are your option.
 - e. The 'Class Type' data field: divide out the PS (primary/secondary) indicator into two separate indicators P & S.
 - f. Be consistent with project names. Pick a good title and maintain its use throughout; PDA's, 105, Obligation Plan, Six Year, etc.
 - g. Several new data fields have been included in the report.
 - Revised FHWA Funds or AIP or General Fund.
 - Comments
 - Score
 - Revision indicator
 - Phase - we have the data but never used it on the final report.
 - h. Column field keys are indicated on the attached form.
 - i. Project ranking scores are to be recorded.
3. CP-1's must be provided for projects requiring funding in the 1988 Legislative session for the FY'89 Budget. A diskette with the appropriate format has been provided to the planning section.

* Specific PE starts should be identified in the obligation plan. For the FY'89 Annual Budget highways mode, one CP-1, listing the projects and estimated funding, can summarize the highways PE starts for that year. To make the report list hways PE together the titles used should start with "PE-HWYS-..."

4. Unprogrammed Federal Authorization

Those phases of existing federal-aid appropriations or allocations not scheduled in the six years of the plan should be included in a list which will be reviewed for possible lapse. The list should simply be: Chapter/Year/ page/line; Title; Amount; and the reason the funding will not be obligated.

5. Strip Maps, Area Maps and Project Scheduling

* The following is required only if there was a change from last year's material.







Strip maps are required to provide a visual display of federal-aid highway project development.

- a. Only projects on major routes.
- b. Only projects listed in the 'Expected' list.
- c. Use Northern Region's definitions and symbols.
- d. Southeast will need to provide strip maps for the following:
 - Haines Highway
 - Klondike Highway
 - Egan Expressway
 - Glacier Highway
 - Tongass Avenue - Ketchikan

Area maps locating significant projects are required for the following:

- a. City of Anchorage
- b. City of Fairbanks
- c. City of Juneau
- d. City of Ketchikan
- e. Regional Aviation projects - (one map for all six years)

Map Key

FY 89 = 	FY 92 = 
FY 90 = 	FY 93 = 
FY 91 = 	FY 94 = 

Project Scheduling for AMHS

- a. Provide a list of vessels and delineate the fiscal year the work is scheduled to be performed on each vessel.

6. Required Submittal

Each region is to provide Headquarters with the following:

- a. One hard copy of each of the following reports generated from your data file.
 1. Federal Highways Obligation Plan containing additional authorization required.
 2. Federal Aviation Obligation Plan and additional authorization required.
 3. International Airports Projects.
 4. General Fund Projects.
 5. Other Funding Projects.
- b. Appropriate CP-1's
- c. List of unprogrammed federal authorization
- d. Strip maps, area maps, vessel listings
- e. Program data diskette(s) used to produce the above items.

DEPARTMENT OF TRANSPORTATION AND PUBLIC FACILITIES
511 YEAR CAPITAL IMPROVEMENT PROGRAM

August 5, 198

*** NORTHERN REGION ***

FEDERAL HIGHWAYS FUNDS
FISCAL YEAR '88

FISCAL YEAR	REGION	EXP/ALT	6YEAR PLAN FHWA FUNDS	REVISED FHWA FUNDS	REVISION INDICATOR	COMMENTS (ACTUAL/REVISION)	PHSEF	ADDITIONAL FHWA/RIP REQUIRED	CLASS TYPE	ELECT DIST	PROJECT	SCORE
88	ND	EXP	\$0.0	\$11,000.0		NR -87-1 MOVED FROM E'87	-		IS	17	Tok Hwy, MP 65-75	
88	ND	EXP	\$14,250.0	\$0.0			4	\$14,250.0	IS	17	Alaska Hwy, MP 1285-1302	
88	ND	EXP	\$6,650.0	\$0.0			4	\$0.0	IS	17	Tok Cut-Off, MP 0 North	
88	ND	EXP	\$100.0	\$0.0			2	\$100.0	IS	17	Alaska Hwy, MP 1230 N Erosion PE	
88	ND	EXP	\$1,425.6	\$0.0			2,3,7	\$1,425.6	IS	16	Glenn Hwy, MP 118 N PE/ROW/Util	
88	ND	EXP	\$900.0	\$0.0			2	\$900.0	IS	21	Parks Hwy Widening PE	
88	ND	EXP	\$2,300.0	\$0.0			2,4	\$2,300.0	IS	18	Rich Hwy, Eielson N Rehab	
88	ND	EXP	\$47.4	\$0.0			2	\$47.4	IS	17	Parks Hwy Erosion Control PE	
88	ND	EXP	\$2,890.0	\$0.0			2,4	\$2,890.0	P	19	Steesse Expressway Rehab	
88	ND	EXP	\$1,350.0	\$0.0			2,3,7	\$1,350.0	P	17	Rich Hwy, MP 173 N PE/ROW/UTIL	
88	ND	EXP	\$215.0	\$0.0			2	\$215.0	P	24	Dalton Hwy, 9 Mile Hill N PE	
88	ND	EXP	\$20.0	\$0.0			3	\$20.0	P	13	Steesse Hwy, MP 81 N-ROW	
88	ND	EXP	\$65.0	\$0.0			2	\$65.0	P	19	Steesse Hwy Overlay, MP 10 E-PE (Fox to Cleary)	
88	ND	EXP	\$4,500.0	\$0.0			4	\$4,500.0	P	24	Elliott Hwy, MP 26 N Rehab	
88	ND	EXP	\$3,151.0	\$0.0			4	\$0.0	P	17	Richardson Hwy - MP 79 North Rehab	
88	ND	EXP	\$2,755.0	\$0.0			4,7	\$1,000.0	S	18	Badger Rd/Richardson Hwy (Peridot-5th)	
88	ND	EXP	\$3,600.0	\$0.0			4	\$0.0	S	17	Denali Hwy, MP 0-21	
88	ND	EXP	\$4,600.0	\$0.0			4	\$2,750.0	S	23	Nome-Council, MP 32-42	
88	ND	EXP	\$1,120.0	\$0.0			3,4,7	\$1,120.0	S	21	Parks Hwy/Sheep Crk Conn	
88	ND	EXP	\$475.0	\$0.0			2	\$475.0	S	23	Nome-Council 53 East PE	
88	ND	EXP	\$100.0	\$0.0			2	\$100.0	S	23	Nome-Council 4-15 PE (snow fence)	
88	ND	EXP	\$725.0	\$0.0			2	\$725.0	S	17	Taylor Hwy, MP 66 N PE	
88	ND	EXP	\$270.0	\$0.0			2	\$270.0	S	17	Denali Hwy, MP 21 W PE	
88	ND	EXP	\$236.2	\$0.0			4,7	\$0.0	SA	20	Fairbanks Signal Oper/Safety Inor	
88	ND	EXP	\$506.0	\$0.0			4,7	\$0.0	SA	20	S Cushman/Van Horn Signal	
88	ND	EXP	\$416.3	\$0.0			2,3,4,7	\$0.0	UR	20	3rd St/Hamilton/Farwell	
88	ND	EXP	\$1,564.0	\$0.0			4,7	\$0.0	UR	20	23rd Avenue Extension	
88	ND	EXP	\$164.6	\$0.0			4,7	\$0.0	UR	20	3rd Avenue Signal	
88	ND	EXP	\$713.0	\$0.0			3,4,7	\$713.0	UR	20	Barnette St Widening	
88	ND	EXP	\$106.0	\$0.0			4	\$106.0	UR	20	Illinois St Rehab	
88	ND	EXP	\$475.0	\$0.0			2	\$475.0	UR	20	Old Steese, Wendell-Expy-PE	
88	ND	EXP	\$600.0	\$0.0			2,3	\$600.0	UR	20	Lacey-Moble Connec PE/ROW	
88	ND	EXP	\$200.0	\$0.0			2	\$200.0	UR	20	Minnie St Corridor	
88	ND	EXP	\$225.0	\$0.0			2	\$225.0	UR	20	Lathrop St, S Fairbanks Expy, Van Horn PE	
88	ND	EXP	\$650.0	\$0.0			2	\$650.0	UR	20	Market/Washington/Rehak PE	
88	ND	EXP	\$2,000.0	\$0.0			4	\$2,000.0	UR	20	Old Rich Hwy Reconstr	
88	ND	EXP	\$475.0	\$0.0			2		UR	20	Wendell St. Widening P.E.	
TOTAL BY 'EXPECTED'			\$60,176.1	\$11,000.0								
FISCAL YEAR '88												
89	ND	EXP	\$589.2	\$0.0			4	\$589.2	IS	17	Parks Hwy, Erosion Control	
89	ND	EXP	\$7,600.0	\$0.0			4	\$7,600.0	S	17	Taylor Hwy, MP 43 N Reconstr	
89	ND	EXP	\$550.0	\$0.0			4	\$550.0	S	23	Nome-Council, MP 4-15 Snow Fence	
89	ND	EXP	\$600.0	\$0.0			4	\$600.0	S	23	Nome-Taylor Hwy, MP 0 N Const	
89	ND	EXP	\$12,320.0	\$0.0			7,4	\$3,000.0	UR	20	Geist Exten, Aurora-Lemeta, Util & Const	
89	ND	EXP	\$15,640.0	\$0.0			3	\$15,640.0	UR	20	Geist Exten, Illinois-ROW	
89	ND	EXP	\$4,600.0	\$0.0			3	\$4,600.0	UR	20	Geist Exten, University-Peper-ROW	
89	ND	EXP	\$0,950.0	\$0.0			4	\$0.0	UR	20	Geist Exten, Lemeta-Birch Hill Const	
89	ND	EXP	\$500.0	\$0.0			2,4	\$500.0	UR	20	Northern Region FAU	
89	ND	EXP	\$950.0	\$0.0			3,4,7	\$950.0	UR	20	FMATS TSM Improvements	
89	ND	EXP	\$6,000.0	\$0.0			4	\$6,000.0	UR	20	Peper Road Widening	

*TOTALS AFFECTED BY ROUNDING

1988 - 1994 CAPITAL IMPROVEMENTS PROGRAM

PROJECT RANKING CRITERIA

AIP AIRPORTS + I.A.R.F.

PROJECT RANKING CRITERIA

July, 1987

Q1. Does the project extend the service life of the facility?

Service life = design life of facility

$$\text{Yes} = \frac{\text{Extended service life in years}}{\text{Original design life in years}} \times 25 = \text{points}$$

Note: No more than 25 points can be awarded for this question.

No = 0

Assumption: Any work to be done to an existing facility potentially qualifies. This item is intended to reward-projects which protect the State's investment in the existing system.

Q2. Is the project needed to continue the development of previously funded projects in the program?

1. Supplemental funding for work that is under contract. 75 points
2. Supplemental construction funding for a project that is ready to go to bid in the first quarter of the budget year. 55 points
3. Construction phase funding where project will be ready for bid in the budget year and pre-construction phases were programmed in prior years. 35 points
4. Funding need was identified in last year's six year capital improvement program. 15 points
5. All other projects 0 points

Q3. Will the completion of this project have direct and identifiable post-construction benefits to the local, regional or statewide economy?

1. Runway resurfacing would have little or no economic effect, since these projects repair or replace existing facilities. 0 points

2. Expansion of airport aprons would have a moderate impact on the economy since these projects expand existing facilities. It is assumed that a certain amount of infrastructure and economic activity already exists and these projects would support the expansion of this existing activity. 15 points
3. New airports built to support community growth and development. 30 points
4. New or expanded capacity for airports built specifically to support industrial, commercial or resource development.

$$\left(\frac{\text{Number of Jobs}}{\text{Project Cost}} \times 2,000,000 \right) \times 30 = \text{points [not to exceed 150]}$$

Note: Most projects will not be scored using item 4. The project must support new industrial, commercial, resource or other development specifically identified as part of an organized and recognized review of the development (only projects meeting these criteria can be awarded any points under item 4).

Q4. Will state maintenance and/or operations costs change as a result of this project?

Reduction in State M&O costs 20 points
 (i.e. facility upgraded, transfer of responsibility to local government)

No additional State M&O costs/positions 10 points

Additional State M&O costs/positions 0 points

Q5. Impact on Alaskan job market.

1. Majority of project jobs can be filled by Alaskans 50 points

2. All other projects 0 points

Assumptions: Apply this item to all projects, design, right-of-way, construction or combinations of those. Judge each project on its own merits. This item is intended to reward projects that are likely to result in Alaskan hire.

Q6. Will the project provide low-cost solutions to safety problems at high-hazard locations?

Assumptions: All safety projects get points, but low-cost projects get more points.

: Projects receive points based upon the tier in which the majority of the value of the work is performed. For example, a project to extend a runway to a length in excess of the AASP standard and fence the airport would be categorized as a Tier IV and receive 0 points, even though some of the work was eligible for a higher point score. To achieve the maximum points for the fencing project it would need to be made a separate project.

Tier I: 100 points

Low cost safety projects

Examples:

- Resurfacing (gravel)
- Runway Lighting: provided it's North of 66° Latitude (AASP)
- Obstruction Removal (most cases)
- Runway marking
- Fencing
- CFR equipmen.
- Jet blast abatement
- Airspace easement acquisition
- Consolidate fuel storage

Tier II: 65 points

Moderate cost safety projects

Examples:

- Resurfacing (pavement replacement)
- Runway extension (to AASP standards)
- Safety area extension (to FAA standards)
- Apron relocation (to AASP standards)
- Apron expansion (to AASP standards where congestion exists)
- Heliport construction/designation (to separate fixed-wing aircraft from rotary wing)

Tier III: 30 points

Examples:

- Airport relocation
- Crosswind runway
- Parallel taxiway

Tier IV: 0 points

Projects not safety-related

Examples:

- Increasing runway, runway safety area, or apron dimensions beyond AASP or FAA standards, as appropriate.

- ° Consolidated terminals
- ° Other terminal area improvements (parking, water, and sewer, etc.)
- ° Lease lot development

Q7. What is the functional classification of the facility?
 *(Assumption: DOT/PF weights these classifications based on statewide importance.)

- | | |
|---|-----------|
| Tier 1: International airports | 50 points |
| Tier 2: Regional center airports | 40 points |
| Tier 3: District and transport airports | 30 points |
| Tier 4: Community and reliever airports | 20 points |
| Tier 5: Local airports | 10 points |

Q8. What is the primary purpose of the proposed improvement?
 (one tier per project)

- | | |
|--|------------|
| Tier 1: Project is aimed at preventing an imminent failure or re-opening of the facility, or the reduction of service, which provides the only year-round access to the community. | 100 points |
| Tier 2: Bring existing facility up to AASP or FAA standards. | 60 points |
| Tier 3: Prevent imminent, near term physical failure of the existing facility. | 50 points |
| Tier 4: Structural maintenance or safety improvement to existing facility. | 40 points |
| Tier 5: Improve or expand existing facility for the purposes of economic development. | 30 points |

Tier 6: Construction of new airport not intended to replace existing airport.
20 points

Q9. What is the regional perception of the public's support for this project relative to other projects being ranked?

1. The project is in the top third of public priorities.
25 points

2. The project is in the middle third of public priorities.
15 points

3. The project is in the lower third of priorities.
5 points

Note: The average of scores for this question cannot exceed 15.

Q10. What importance does the region give to factors not addressed by the other ranking items?

* The Administration and the Department are interested in projects that will provide long term economic development/benefits to Alaskans. Please keep this in mind when assigning points for this question.

Score this item 0 to 200 for each project; however, the average of the points given to all projects cannot exceed 100.

Note: Regions may be asked to provide back-up information on what these factors were and their importance in evaluating the proposed project.

Q11. Is this project prompted by capacity concerns?

Range 0 to 75

Note: It is highly unlikely that runway capacity will be a problem except at international and a few regional center airports.

For Runway Projects

$$\frac{\text{Total hourly traffic for runway system}}{\text{Hourly capacity runway system (VCR)}} \times 75$$

Example: Single runway VFR system:

$$\frac{5 \text{ Operations}}{55 \text{ Operations}} \times 75 = 6.8 = 7 \text{ (rounded)}$$

For Apron Projects

Predominantly GA and Air taxi operations $\frac{\# \text{ Based and itinerant aircraft} \times 320 \text{ yd}^2}{\text{Area existing apron (in yd}^2)} \times 75$

Predominantly Heavy aircraft (DC-6, C-130, B737) $\frac{\text{Max. \# aircraft operating simultaneously} \times 3300 \text{ yd}^2}{\text{Area existing apron}} \times 75$

Q12. Does the proposed project upgrade the existing facility to meet identified standards?

$\frac{\text{AASP Standard} - \text{Existing relevant dimension}}{\text{Standard dimension}} \times 100$ for runways
 $\times 50$ for other

Example: Community Airport Apron expansion project.

AASP STANDARD = 60,000 ft²

EXISTING AREA = 20,000 ft²

$\frac{\text{AASP Standard} - \text{Existing area (in ft}^2)}{\text{AASP standard}} \times 50 = \frac{60,000 \text{ ft}^2 - 20,000 \text{ ft}^2}{60,000 \text{ ft}^2} \times 50 = 33.3 = 33$ (rounded)

Example: Community Airport Runway extension project

AASP STANDARD = 3000 ft.

EXISTING RUNWAY = 1700 ft.

$\frac{\text{AASP Standard} - \text{Existing runway length}}{\text{AASP standard}} \times 100 = \frac{3000 - 1700}{3000} \times 100 = 43.3 = 43$ (rounded)

* Score the predominant improvement only.

For example: a project is lengthening the runway and increasing the apron area - score the runway extension only.

FHWA HIGHWAYS

PROJECT RANKING CRITERIA

July, 1987

Q1. Does the project extend the service life of the roadway?

Service life = design life of facility

$$\text{Yes} = \frac{\text{Extended service life in years}}{\text{Original design life in years}} \times 25 = \text{points}$$

Note: No more than 25 points can be awarded for this question.

No = 0

Assumptions: Any work to be done to an existing roadway potentially qualifies. This item is intended to reward projects which protect the State's investment in the existing system.

Q2. Is the project needed to continue the development and construction of previously funded projects in the program?

1. Supplemental funding for work that is under contract.

75 points

2. Supplemental construction funding for a project that is ready to go to bid in the first quarter of the budget year.

55 points

3. Construction phase funding where project will be ready for bid in budget year and pre-construction phases were funded in prior years.

35 points

4. Funding need was identified in last year's six year capital improvement program.

15 points

5. All other projects

0 points

Q3. Will the completion of this project have direct and identifiable post-construction benefits to the local, regional or statewide economy?

1. Highway resurfacing, would have little or no economic effect, since these projects repair or replace existing facilities.

0 points

2. Widening existing roadways would have a moderate impact on the economy since these projects expand existing facilities. It is assumed that a certain amount of infrastructure and economic activity already exists and these projects would support the expansion of this existing activity.

15 points

3. New roads built to support community growth and development.

30 points

4. New or expanded capacity for roads built specifically to support industrial, commercial or resource development.

$$\left(\frac{\text{Number of Jobs} \times 2,000,000}{\text{Project Cost}} \right) \times 30 = \text{points [not to exceed 150]}$$

Note: Most projects will not be scored using item 4. The project must support new industrial, commercial, resource or other development specifically identified as part of an organized and recognized review of the development (only projects meeting these criteria can be awarded any points under item 4).

- Q4. Will state maintenance and/or operations costs change as a result of this project

State M&O costs (i.e. facility upgraded, transfer of responsibility to local government) 20 points

No additional State M&O costs/positions 10 points

Additional State M&O costs/positions 0 points

- Q5. Impact on Alaskan job market.

1. Majority of project jobs can be filled 50 points

2. All other projects 0 points

Assumptions: Apply this item to all projects, design, right of way, construction or combinations of those. Judge each project on its own merits. This item is intended to reward projects that are likely to result in Alaskan hire.

Q6. Will the project provide low-cost solutions to safety problems at high-hazard locations?

1. Specific safety projects for facilities operated and maintained by the State of Alaska.

$$\frac{\text{Dollars directly addressing safety}}{\text{Project Cost}} \times 100 = \text{points}$$

- Illumination, signalization and/or channelization of intersection with high accident rates.

- Guardrails

- Repair of specific hazardous conditions

2. Safety-related projects

$$\frac{\text{Dollars directly addressing safety}}{\text{Project Cost}} \times 65 = \text{points}$$

- Accident history of facility indicates need for upgrade

- Lane widths with less than tolerable conditions

- No shoulders

3. Other safety projects

$$\frac{\text{Dollars directly addressing safety}}{\text{Project Cost}} \times 30 = \text{points}$$

- Unsafe operating environment

- Lane width, shoulders or runway substandard

- Resurface

4. All other projects 0 points

Q7. What is the functional classification of the facility?

*(Assumption: DOT/PF weights these classifications based on statewide importance.)

Roads on contiguous Road System

1. Interstate highways

50 points

2. Major arterial highways

40 points

3. Minc. arterial highways, (Statewide purpose, M&O facilities)

30 points

- 4. Major collectors, Urban collectors (Regional purpose) 20 points
 - 5. Other state-maintained routes (Local purpose) 10 points
- Rural Roads (not on the contiguous road system):
- 1. Federal-aid road from regional center airports, from a hospital and connection to communities and military bases. 60 points
 - 2. Federal-aid road to district airports, from a hospital and connections to communities, public health hospitals, and military bases. 50 points
 - 3. Road to communities identified as regional center airports and connections to major recreational centers. 40 points
 - 4. Road to communities identified as district airports and connections to major recreational centers, other State maintenance routes. 30 points
 - 5. Other Federal-Aid routes or State-maintained routes off of the contiguous road system. 20 points

Q8. What type of improvement is proposed?
 * (One improvement per project)

- 1. Project is aimed at preventing an imminent failure or reopening the facility, which provides the only access to the community. 100 points
- 2. Reconstruction for the purposes of bringing a facility that is below tolerable standards up to design standards. 60 points
- 3. Restoration, preservation, structural maintenance or safety improvement to an existing facility. 50 points
- 4. Improvement or expansion of a facility for the purposes of economic development, improved safety or improved levels of service. 40 points
- 5. New facility development to relieve congestion of an existing facility, improve efficiency of the transportation system or generate economic development. 30 points

Q9. What is the regional perception of the public's support for this project relative to other projects being ranked?

1. The project is in the top third of public priorities. 25 points
2. The project is in the middle third of public priorities. 15 points
3. The project is in the lower third of public priorities. 5 points.

Note: The average of scores for this question cannot exceed 15.

Q10. What importance does the region give to factors not addressed by the other ranking items?

* The Administration and the Department are interested in projects that will provide long term economic development/benefits to Alaskans. Please keep this in mind when assigning points for this question.

Score this item 0 to 200 for each project; however, the average of the points given to all projects cannot exceed 100.

Note: Regions may be asked to provide back-up information on what these factors were and their importance in evaluating the proposed project.

Q11. Is this project prompted by capacity concern?

Roadways - Less than two lanes

$$\frac{\text{Current year ADT} \times 25}{(.5)(\text{Capacity at LOS C for terrain type})} = \text{points}$$

Two lane roadways

$$\text{Adequate shoulders} \frac{\text{Current year ADT} \times 25}{(\text{Capacity at LOS C for terrain type and area})} = \text{points}$$

Note: If a combination of lane-width and shoulders are below tolerable standards, multiply capacity by (.8)

Multi-lane roadway

$$\text{Single-direction ADT} \frac{(.10 (\text{Current year ADT} (25)))}{(\text{Capacity for terrain type} (\# \text{ of lanes in that direction}))} = \text{points}$$

Q12. Is the project to improve a facility which is below tolerable standards?

* (A project can score in all three categories)

A. WIDTH

1. If below tolerable (for functional class and traffic volume) 35 points
2. If between tolerable and design 5 points

B. ALIGNMENT/SITE DISTANCE

1. If below tolerable 35 points
2. If between tolerable and design 5 points

C. SURFACE

1. Extreme (pavement failed) 35 points
2. Substandard but passable 30 points
3. Needs preventative resurfacing 20 points
4. @ Standard 0 points

GENERAL FUND

PROJECT RANKING CRITERIA

July, 1987

Q1. Does the project extend the service life of the facility?

Service life = design life of facility

$$\text{Yes} = \frac{\text{Extended service life in years}}{\text{Original design life in years}} \times 25 = \text{points}$$

Note: No more than 25 points can be awarded for this question.

No = 0

Assumptions: Any work to be done to an existing facility potentially qualifies. This item is intended to reward projects which protect the State's investment in the existing system.

Q2. Is the project needed to continue the development and construction of previously funded projects in the program?

1. Supplemental funding for work that is under contract.

75 points

2. Supplemental construction funding for a project that is ready to go to bid in the first quarter of the budget year.

55 points

3. Construction phase funding where project will be ready for bid in the budget year and pre-construction phases were funded in prior years.

35 points

4. Funding need was identified in last year's six year capital improvement program.

15 points

5. All other projects.

0 points

Q3. Will the completion of this project have direct and identifiable post-construction benefits to the local, regional or statewide economy?

1. Highway resurfacing, public facilities repairs and improvements, harbor float replacement or runway resurfacing would have little or no economic effect, since these projects repair or replace existing facilities.

0 points

2. Additional harbor floats, expansion of airport aprons or widening existing roadways would have a moderate impact on the economy since these projects expand existing facilities. It is assumed that a certain amount of infrastructure and economic activity already exists and these projects would support the expansion of this existing activity.

15 points

3. New roads or airports built to support community growth and development.

30 points

4. New or expanded capacity for roads, airports or harbors built specifically to support industrial, commercial or resource development.

$$\left(\frac{\text{Number of Jobs}}{\text{Project Cost}} \times 2,000,000 \right) \times 30 = \text{points [not to exceed 150]}$$

Note: Most projects will not be scored using item 4. The project must support new industrial, commercial, resource or other development specifically identified as part of an organized and recognized review of the development (only projects meeting these criteria can be awarded any points under item 4).

Q4. Will state maintenance and/or operations costs change as a result of this project?

Reduction in State M&O costs (i.e. facility upgraded, transfer of responsibility to local government) 20 points

No additional State M&O costs/positions 10 points

Additional State M&O costs/positions 0 points

Q5. Impact on Alaskan job market.

1. Majority of project jobs can be filled by Alaskans 50 points

2. All other projects 0 points

Assumptions: Apply this item to all projects, design, right-of-way, construction or combinations of those. Judge each project on its own merits. This item is intended to reward projects that are likely to result in Alaskan hire.

Q6. Will the project provide low-cost solutions to safety problems at high-hazard locations?

1. Specific safety projects for facilities operated and maintained by the State of Alaska.

$$\frac{\text{Dollars directly addressing safety}}{\text{Project Cost}} \times 100 = \text{points}$$

- Illumination, signalization and/or channelization of intersections with high accident rates.
- Guardrails
- Dangerous surface condition on runway or runway safety area
- Repair of specific hazardous conditions

2. Safety-related projects

$$\frac{\text{Dollars directly addressing}}{\text{Project Cost}} \times 65 = \text{points}$$

- Accident history of facility indicates need for upgrade
- Runway length is deficient by more than 1000 feet or width by more than 15 feet
- Lane widths with less than tolerable conditions
- No shoulders

3. Other safety projects

$$\frac{\text{Dollars directly addressing safety}}{\text{Project Cost}} \times 30 = \text{points}$$

- Unsafe operating environment
- Lane width, shoulders or runway substandard
- Required CFR, fencing, etc.

4. All other projects 0 points

0 points

Q7. What is the functional classification of the facility?
*(Assumption: DOT/PF weights these classifications based on statewide importance.)

1. International airports, Interstate highways. 50 points
2. Regional center airports, Major arterial highways 40 points
3. District and transport airports, minor arterial highways, regional ports, buildings (statewide purpose, M&O facilities). 30 points
4. Community airports, reliever airports, major collectors, urban collectors, sub-regional harbors, buildings (regional purpose). 20 points
5. Local airports, other state-maintained routes, local harbors, buildings (local purpose). 10 points

Q8. What type of improvement is proposed?
* (one improvement per project)

1. Project is aimed at preventing an imminent failure or reopening of the facility, which provides the only access to the community. 100 points
2. Project is aimed at preventing an imminent failure of the facility. 60 points
3. Restoration, preservation, structural maintenance or safety improvement to an existing facility. 50 points
4. Reconstruction for the purposes of bringing the facility up to modern standards. 40 points
5. Improvement or expansion of a facility for the purposes of economic development, improved safety or improved levels of service. 30 points
6. New facility development to relieve congestion of an existing facility, improve efficiency of the transportation system or generate economic development. 20 points

Q9. What is the regional perception of the public's support for this project relative to other projects being ranked?

- 1. The project is in the top third of public priorities. 25 points
- 2. The project is in the middle third of public priorities 15 points
- 3. The project is in the lower third of public priorities 5 points

Note: The average of scores for this question cannot exceed 15.

Q10. What importance does the region give to factors not addressed by the other ranking items?

* The Administration and the Department are interested in projects that will provide long term economic development/benefits to Alaskans. Please keep this in mind when assigning points for this question.

Score this item 0 to 200 for each project; however, the average of the points given to all projects cannot exceed 100.

Note: Regions may be asked to provide back-up information on what these factors were and their importance in evaluating the proposed project.

Q11. Is this project prompted by capacity concerns?

For apron projects, harbor expansions and marine highway system improvements, estimate a volume to capacity ratio based on the demand for the limited space and the capacity of the respective tiedown, parking, mooring areas, transfer facilities and/or vessels. Multiply this ratio by 25 to determine point score; however, no project with an estimated ratio can score more than 75 points.

Roadways - Less than two lanes

$$\frac{\text{Current year ADT} \times 25}{(.5)(\text{Capacity at LOS C for terrain type})} = \text{points}$$

Two lane roadways

Adequate shoulders $\frac{\text{Current year ADT} \times 25}{(\text{Capacity at LOS C for terrain type and area})A} = \text{points}$

Note: A If a combination of lane-width and shoulders are below tolerable standards, multiply capacity by (.8)

Multi-lane roadway

$$\text{Single-direction ADT} \frac{(.10 (\text{Current year ADT (25)}))}{(\text{Capacity for terrain type (\# of lanes in that direction)})} = \text{points}$$

For Runway Projects

$$\frac{\text{Total hourly traffic for runway system}}{\text{Hourly capacity runway system (VCR)}} \times 75$$

Example: Single runway VFR system:

$$\frac{5 \text{ Operations}}{55 \text{ Operations}} \times 75 = 6.8 = 7 \text{ (rounded)}$$

For Apron Projects

$$\text{Predominantly GA and Air taxi operations} \frac{\# \text{ Based and itinerant aircraft} \times 320 \text{ yd}^2}{\text{Area existing apron (in yd}^2)} \times 75$$

$$\text{Predominantly Heavy aircraft (DC-6, C-130, B737)} \frac{\text{Max. \# aircraft operating simultaneously} \times 3300 \text{ yd}^2}{\text{Area existing apron}} \times 75$$

Q12. Is the project to improve a facility which is below tolerable standards?

A. ROADWAYS & RUNWAYS

(A project can score in all three categories)

Width

1. If below tolerable (for functional class and traffic volume) 35 points
2. If between tolerable and design 5 points

Alignment/Site Distance

1. If below tolerable 35 points
2. If between tolerable and design 5 points

Surface

1. Extreme (pavement failed) 35 points
2. Substandard but passable 30 points
3. Needs preventative resurfacing 20 points
4. @ Standard 0 points

B. EQUIPMENT

Funding approval for the project will:

1. Avoid the required closure of the facility 105 points
2. Avoid the possible disruption of service 50 points
3. Reduce M&O costs 35 points
4. Provides duplication (backup) 0 points

C. BUILDINGS/FACILITIES

1. Has the building and/or facility been sited for Handicapped Access or Fire/Life Safety code violations? 105 points
2. Is the facility in non-compliance of code, which if not remedied, could cause the disruption of service to the facility? 50 points
3. Will the project reduce M&O costs? 35 points
4. Other 0 points

D. HARBOR FACILITIES

Funding approval for the project will:

1. Avoid closure of the facility due to high risk/safety related problems 105 points
2. The local jurisdiction takes over M&O responsibilities 50 points
3. Reduce M&O costs to State 35 points
4. Add amenities to existing facilities 0 points

* This is provided for consideration on question 10. It's a good guideline for your point(s) dispersal.

Stratification for Questions 10
=====

- 200 Regional Significance/Imminent Failure
- 150 Top M&O priorities/critical
- 125 More than average/not critical
- 100 Average priority
- 50 Minor Facilities

HIPS PHASE II: HIGHWAY NEEDS ASSESSMENT PROCESS

Task 2:

Determine Standards, Assessment
Criteria and Tolerable Conditions

H. W. Lochner, Inc.

June 24, 1987

TABLE OF CONTENTS

	<u>Page</u>
Introduction	ii
Definitions and Glossary of Terms	iii
Section I, Design Standards and Tolerable Conditions	I-1
Section II, Functional Improvement Elements and Assessment Criteria	
Accidents	II-1
Congestion	II-5
Roadway Width	II-7
Pavement Width	II-8
Horizontal Curves	II-9
Section III, Bridge Elements and Assessment Criteria	
Sufficiency Rating	III-1
Operating Rating	III-2
Posting Rating	III-3
Critical Member	III-4
Bridge Roadway Width	III-5
Vertical Clearance	III-6
Section IV, Unpaved Road Elements and Assessment Criteria	
Introduction	IV-1
Surface Condition	IV-3
Subsurface Condition	IV-4
Road Continuity	IV-5
Traffic Volume	IV-6
Summary	IV-8

List of Tables and Figures

Table No.

1	Design Standards and Tolerable Conditions for Rural Highways and Urban Roadways	I-2
2	Design Speed and Tolerable Speed, Rural Highways	I-3
3	Design Standards and Tolerable Conditions for Bridge Roadway Width, Urban and Rural	I-4

Figure No.

1	Average Daily Traffic Volumes by Percent of Miles, Rural Two-Lane Highways, Paved and Unpaved, All Functional Classes	IV-7
---	---	------

INTRODUCTION

The Highway Improvement Programming System (HIPS) is a management process for highway system improvements. Phase II begins HIPS by developing a Highway Needs Assessment Process by Functional Classification for the HIPS management subsystems described below. The Pavement Management Subsystem (PMS) is being developed separately by others.

The management subsystems being considered in HIPS Phase II are:

- ° Functional Improvements
- ° Bridges
- ° Unpaved Roads

This report documents Task 2, wherein standards for the various elements selected in Task 1 have been determined within each subsystem for each functional classification. The 1984 AASHTO Policy on Geometric Design of Highways and Streets was used in determining these standards. Each element was also analyzed to determine tolerable conditions for each functional class, both urban and rural.

Interviews were held with select personnel from Construction, Design and Maintenance in each Region to assist in determining assessment criteria to be used.

Roadway data from the Highway Analysis System (HAS) will be compared to the appropriate tolerable conditions to determine substandard sections or bridges. Needs will then be developed by determining the cost to improve these sections up to the minimum design standards established for the appropriate functional class.

DEFINITIONS AND GLOSSARY OF TERMS

- A - Total number of accidents during a study period, used in calculating an Accident Rate.
- ADT - Average Daily Traffic volume, usually for a year.
- Accident Rate, R_a - The accident rate for a highway section expressed in accidents per million vehicle-miles traveled.
- As-Built Plans - A record drawing which is a plan that has been checked in the field and corrected to show the major differences between the "as designed" and "as built" conditions.
- AASHTO - American Association of State Highways and Transportation Officials.
- Bridge Roadway Width - The most restrictive minimum distance between curbs on the structure roadway.
- Capacity - The maximum number of vehicles expected to pass over a given section of a lane or roadway during a given time period under prevailing roadway and traffic conditions.
- Continuity - Something that continues or is connected such as a road.
- Critical Accident Rate, R_c - A statistically derived value to which a comparison may be made to determine if the accident rate at a specific location is high enough above the average rate of similar locations or roadway categories to be designated as a critical location.
- Critical Member - A structural member of a bridge having a deficiency which causes the bridge to be posted.
- D - The directional split as a percent the peak direction is of the total volume during the peak hour or design hour.
- DHV - Design Hourly Volume. An hourly volume used for design purposes representing traffic expected to use the highway.
- Demand Flow Rate - The rate of flow representing the maximum number of vehicles passing a point during a time interval less than one hour but expressed as an equivalent hourly rate.
- Design Speed - The maximum safe speed that can be maintained over a specified section of highway when conditions are so favorable that the design features of the highway govern.
- Design Standards - The minimum criteria or conditions to which a highway or a planned improvement is constructed in order to provide desirable speed, safety and comfort to the motorist.
- Full Approach Roadway Width - The full width of a roadway approaching a bridge, either from curb to curb or from outside shoulder to outside shoulder.

DEFINITIONS AND GLOSSARY OF TERMS
(Continued)

- H - The maximum loading for a bridge for design purposes as determined by a two-axle standard truck. The H followed by a number such as 20 indicates the gross weight in tons of the standard truck.
- HS - The maximum loading for a bridge for design purposes as determined by a standard truck train. The HS followed by a number such as 20 indicates the gross weight in tons of the standard truck train.
- HAR - Hazardous Accident Rate used by ADOT&PF in their hazard elimination priority formula.
- HAS - Highway Analysis System. This system coordinates the formatting, data entry and retrieval of all data bases required for the Highway Improvement Programming System.
- Inventory Rating - A capacity rating for a bridge for a load level which can safely utilize an existing structure for an indefinite period of time, under standard operating conditions.
- K - The percent the Design Hour Volume is of the annual Average Daily Traffic volume.
- k - A constant at 95 percent confidence used to calculate the Critical Accident Rate.
- L - Total length in miles of a section for which an accident rate is being calculated.
- Lane Width - The width of a strip of roadway used for a single lane of vehicles.
- LOS - Level of Service. A qualitative rating of the effectiveness of a highway in serving traffic, measured in terms of operating conditions, ranging from "A" for best operation to "E" for poor operations at possible capacity load.
- Level Terrain - That terrain condition where highway sight distances, as governed by both horizontal and vertical restrictions, are generally long or could be made so without construction difficulty or major expense.
- M - Represents vehicle exposure expressed in million vehicles used in the calculation of the Critical Accident Rate.
- Maximum Service Flow Rate - The highest 15-minute rate of flow that can be accommodated on a highway facility under ideal conditions, while maintaining the operating characteristics for a stated level of service, expressed as passenger cars per hour per lane.
- Mountainous Terrain - That terrain condition where longitudinal and transverse changes in the elevation of the ground with respect to the road are abrupt, and where benching and side hill excavation are frequently required to obtain acceptable horizontal and vertical alignment.
- NBIS - National Bridge Inspection Standards.

DEFINITIONS AND GLOSSARY OF TERMS
(Continued)

Operating Rating - A capacity rating which represents the absolute maximum permissible load level under restricted operating conditions to which a bridge may be subjected.

Pavement Width - Equal to the lane width times the number of lanes.

PHF - Peak Hour Factor. The ratio of total hourly volume to the maximum 15-minute rate of flow within the hour, calculated by dividing the total hourly volume by four times the highest 15 minute volume.

Posting Rating - The ratio of the Operating Rating for a bridge to its Inventory Rating.

Roadway Width - The pavement width plus the width of both shoulders.

R_{CHAB} - The Critical Accident Rate calculated using the Hazardous Accident Rate as one of the variables.

Rolling Terrain - That terrain condition where the natural slopes consistently rise above and/or fall below the road grade and where occasional steep slopes offer some restriction to normal horizontal and vertical road alignment.

Severity Index - A method of identifying high accident locations by taking into account the severity of accidents and the resulting economic loss.

Shoulder Width - The width of the shoulder from the edge of the pavement to the outside edge of the shoulder.

SI&A - Structural Inventory and Appraisal. An inventory method to identify the pertinent data elements about an individual bridge which will form a bridge inventory data base.

Subsurface Condition - The condition of the roadway below the subgrade.

Surface Condition - The condition of the roadway above the subgrade.

Sufficiency Rating - An evaluation process resulting in a numerical value which indicates the sufficiency of a bridge to remain in service. The higher the rating the more sufficient is the bridge.

T - The percent of trucks in the traffic stream during a given period of time, usually the peak hour or design hour volume.

T' - The time period in years used to calculate an Accident Rate, usually the three most recent years where data is available.

Tolerable Conditions - The minimum conditions under which an existing roadway can provide reasonable speed, safety and comfort to the motorist.

Tolerable Speed - The minimum speed below design speed that can be permitted on an existing highway while still maintaining safety and comfort to the motorist.

Transverse Slope - The slope across a roadway away from its center to its outside edge.

DEFINITIONS AND GLOSSARY OF TERMS
(Continued)

v - The average daily traffic volume for a highway section used in computing the accident rate.

V/C - Volume/Capacity Ratio. The ratio of peak hour volumes (Demand Flow Rate) to the capacity of given roadway section, where capacity represents the maximum at Level of Service E.

V/C_{LOS D} - The volume/capacity ratio where the capacity represents Level of Service D.

Vertical Clearance - The clearance from above the bridge deck or from the roadway to the lowest bridge member.

Section I

Design Standards
Tolerable Conditions

The design standards and tolerable conditions to be used for the Alaska Highway Needs Assessment Process are shown on Table 1. The general description of Interstate, Arterial, Collector and Local Road are shown for rural highways in the tables. For urban roadways, the Urban Street classification replaces the Local Road and all other higher classification descriptions remain the same. Traffic volumes consistent with AASHTO have been used. The rural design standards have not been increased for DHVs greater than 200 on the collectors and greater than 400 ADT for the local roads since nearly all traffic volumes on these two road classifications in Alaska do not reach the higher traffic volumes specified in AASHTO.

The needs analysis for a roadway functionally classified as Minor Arterial, for example, will use the arterial standards, and geometrics will be based on traffic volume.

Table 2 includes the design standards and tolerable conditions for bridges on both the rural and urban highways.

Design speed and tolerable speed for the rural system are shown on Table 3. Tolerable speed is the minimum speed below design speed that can be permitted on an existing highway while still maintaining safety and comfort to the motorist. When considering improvements in the needs assessment process, all geometric features will be improved to design standards.

The design speeds for urban highways are as follows:

Arterials	40 mph
Urban Collectors	30 mph
Urban Streets	20 mph

The tolerable speeds for urban highways are as follows:

Arterials	35 mph
Urban Collectors	25 mph
Urban Streets	20 mph

Design standards for horizontal curves will include a radius consistent with the 1984 AASHTO Policy on Geometric Design of Highways and Streets using a maximum superlevation rate of 0.06 ft./ft.

DESIGN STANDARDS AND TOLERABLE CONDITIONS
RURAL HIGHWAYS

Functional Class	Traffic Volume		Design Standards		Tolerable Conditions	
	ADT	DHV	Lane Width (Ft.)	Shoulder Width(1) (Ft.)	Lane Width (Ft.)	Shoulder Width(2) (Ft.)
Interstate		<200	12	6	11	6
		200-400	12	8	11	6
		>400	12	10	11	8
Arterial	<400		12	4	11	3
	>400		12	6	11	4
		200-400	12	8	11	6
		>400	12	10	11	8
Collector	<400		11	2	10	1
	>400		11	4	10	2
		>100	11	6	10	4
Local	<400		10	2	9	0
	>400		11	4	10	2

URBAN ROADWAYS

Functional Class	Traffic Volume (DHV)	Number of Lanes	Design Standards			Tolerable Conditions		
			Lane Width (Ft.)	Shoulders		Lane Width (Ft.)	Shoulders	
				Left	Right(3)		Left	Right(3)
Arterial(4)	>1500	2	12	NA	8	11	NA	7
	1500-3000	4	12	2	8	11	1	7
	3000-4500	6	12	2	8	11	1	7
Urban Collector	0-1500	2	11	NA	8	10	NA	7
Urban Street	All	2	10	NA	7	9	NA	6

- (1) On multilane divided highways the outside shoulder width will be as listed. The inside median shoulder shall be 4 feet wide when there are two lanes in each direction. On divided highways with three or more lanes in each direction, the shoulder width required is 8 feet.
- (2) For multilane divided highways the inside shoulder shall be 3 feet for two lanes in each direction and 7 feet for three or more lanes in each direction.
- (3) Width shown includes parking lane width. Where parking is not permitted, a 2 foot shy distance from the lane edge will be required.
- (4) The urban Arterial classification includes Interstate, other Freeways and Expressways, Principal Arterials and Minor Arterials.

TABLE 1

BRIDGE ROADWAY WIDTH
RURAL AND URBAN HIGHWAYS

Functional Class	Design Standards		Tolerable Conditions
Interstate	Full approach roadway width		Pavement width plus 2 feet each side
Arterial	Full approach roadway width		Pavement width plus 2 feet each side
Collectors	ADT <400	Pavement width plus 2 feet each side	Pavement width
	ADT >400	Pavement width plus 3 feet each side	Pavement width plus 1 foot each side
	DHV >100	Full approach roadway width	Pavement width plus 2 feet each side
Local Roads and Urban Streets	ADT <400	Pavement width plus 2 feet each side	Pavement width
	ADT >400	Pavement width plus 3 feet each side	Pavement width plus 1 foot each side

TABLE 2

DESIGN SPEED
RURAL HIGHWAYS

Functional Class	Terrain(1)	Traffic Volume Group and Design Speed		
		<400 ADT	>400 ADT	DHV>200
Interstate	L	55 mph	65 mph	65 mph
	R	50	60	60
	M	40	50	50
Arterial	L	55 mph	65 mph	65 mph
	R	50	60	60
	M	40	50	50
Collector	L	40 mph	50 mph	60 mph
	R	30	40	50
	M	20	30	40
Local Road	L	30 mph	40 mph	50 mph
	R	25	30	40
	M	20	20	30

TOLERABLE SPEED
RURAL HIGHWAYS

Functional Class	Terrain(1)	Traffic Volume Group and Tolerable Speed		
		<400 ADT	>400 ADT	DHV>200
Interstate	L	45 mph	55 mph	55 mph
	R	40	50	50
	M	30	40	40
Arterial	L	45 mph	55 mph	55 mph
	R	40	50	50
	M	30	40	40
Collector	L	30 mph	40 mph	50 mph
	R	25	35	40
	M	20	25	30
Local Road	L	25 mph	30 mph	40 mph
	R	25	25	30
	M	20	20	25

(1) L = Level
R = Rolling
M = Mountainous

TABLE 3

BRIDGES ELIGIBLE
FOR
SPECIAL REPLACEMENT
AND
REHABILITATION FUNDS

LIST OF STRUCTURES CURRENTLY ELIGIBLE
FOR HBRRP FUNDING

THE FOLLOWING LIST OF BRIDGES ARE CURRENTLY ELIGIBLE FOR HBRRP FUNDING
AND MAY BE DESIGNED AND/OR CONSTRUCTED UNDER THE FY'89 AUTHORIZATIONS
TO THE EXTENT THAT FUNDING IS AVAILABLE.

ON SYSTEM BRIDGES ELIGIBLE FOR REPLACEMENT FUNDS
EFFECTIVE JULY 1, 1987

(ON SYSTEM BRIDGES ARE ELIGIBLE FOR 65% TO 85% OF AVAILABLE FUNDING)

STATE	STRUCTURE NO.	INVENTORY ROUTE	SYS-TEM	FEATURES INTERSECTED	FACILITY CARRIED BY STRUCTURE	LOCATION	HWY DIST	CNTY
020	0540	131005760	05	MATANUSKA RIVER	OLD GLENN HIGHWAY	MILE POINT 16.9	01	170
020	0815	131005840	05	PETERS CREEK	PETERSVILLE ROAD	MILE POINT 32.8	01	170
020	0810	131005840	05	KROTO CREEK	PETERSVILLE ROAD	MILE POINT 13.9	01	170
020	0433	131004340	05	BARBARA CREEK	SELDOVIA JAKOLOF	MILE POINT 4.8	01	120
020	0509	11100A210	01	ROBERTSON RIVER	ALASKA HIGHWAY	MILE POINT 1347.4	02	240
020	1142	11100A430	01	BISON GULCH	PARKS HIGHWAY	MILEPOINT 209.4	02	290
020	1147	11100A40	01	WENANA RV AT PARK STATION	PARKS HIGHWAY	MILE POINT 238.0	02	290
020	0301	131009240	05	KLAWAK RIVER	CRAIG/KLAWOCK HWY	MILE POINT 6.0	03	200
020	0787	132009550	14	SALMON CREEK	TWIN LAKES DRIVE	MILE POINT 1.6	JUNEAU	03 110
020	0806	131009360	05	SITKA FERRY TERMINAL	MOVABLE TMB TRUSS	SITKA	06	220
020	0206	131008510	05	MILLION DOLLAR BRIDGE	COPPER RIVER HWY	MILEPOINT 48.8	05	080
020	0397	131008500	05	KUSKALANA RIVER	EDGERTON/MCCARTHY	MILE POINT 50.8	05	260
020	1194	131008500	05	GILAHINA RIVER	EDGERTON/MCCARTHY	MILE POINT 62.7	05	260
020	1195	131008500	05	LAKINA RIVER	EDGERTON/MCCARTHY	MILE POINT 78.0	05	260
020	0861	131008800	05	JACK CREEK	NABESNA ROAD	MILE POINT 35.4	05	240
020	0577	131000710	03	ONE MILE CREEK	RICHARDSON HWY	MILE POINT 184.7	05	260
020	0888	11100A120	01	CARLSON CREEK	TOK CUTOFF HWY	MILEPOINT 67.5	05	260

ON SYSTEM BRIDGES ELIGIBLE FOR REHABILITATION FUNDS
EFFECTIVE JULY 1, 1987

(ON SYSTEM BRIDGES ARE ELIGIBLE FOR 65% TO 85% OF AVAILABLE FUNDING)

020	0496	131005800	05	LITTLE SUSITNA RIVER	FISHHOOK/WILLOW RD	MILE POINT 2.1	01	170
020	1017	131004340	05	SELDOVIA SLOUGH	SELDOVIA AIRPORT R	MILEPOINT 0.5	01	120
020	0317	11100A440	01	JULIUS CREEK	PARKS HIGHWAY	MILEPOINT 251.4	02	290
020	1140	131007850	05	CHICKEN CREEK	TAYLOR HIGHWAY	MILE POINT 66.9	02	000
020	0663	11100A120	01	TOK RIVER	TOK CUTOFF HWY	MILE POINT 103.4	02	000
020	0732	131000930	04	GOLD CREEK	EGAN DRIVE	JUNEAU	03	110
020	1565	131009130	05	SALTERY CREEK	HYDABURG HIGHWAY	PRINCE OF WALES ISLAND	03	200
020	1361	131009290	05	DUKE CREEK	BIG SALT LAKE ROAD	PRINCE OF WALES ISLAND	03	200
020	NBIS REQUIRED/ON SYSTEM BRIDGE INSPECTION							

OFF SYSTEM BRIDGES ELIGIBLE FOR REPLACEMENT FUNDS
EFFECTIVE JULY 1, 1987

(OFF SYSTEM BRIDGES ARE ELIGIBLE FOR 15% TO 35% OF AVAILABLE FUNDING)

STATE	STRUCTURE NO.	INVENTORY ROUTE	SYS-TEM	FEATURES INTERSECTED	FACILITY CARRIED BY STRUCTURE	LOCATION	HWY DIST	CNTY
020	1536	181NSP000	11	FALSE PASS CREEK	AIRFIELD ROAD	FALSE PASS ALEUTIANS	01	010
020	0979	134NSP000	09	NORTH FORK ANCHOR RIVER	ANCHOR PT ACCESS		01	120
020	1199	134NSP000	09	S FORK ANCHOR RIVER	ANCHOR RV/PIONEER	MILEPOINT 15.3	01	120
020	0915	134NSP000	11	ARCHANGEL CREEK	ARCHANGEL ROAD	PALMER	01	170
020	1709	144NSP000	11	LITTLE SUSITNA RIVER TRIB	CARNEY RD	NEAR WASILLA	01	170
020	1024	131NSP000	09	SALMON CREEK	CEMETARY ROAD	MILEPOINT 0.2 SEWARD	01	210
020	1192	134NSP000	09	LITTLE SUSITNA RIVER	EDGERTON PARKS RD	MP 0.1 PALMER	01	170
020	0461	131NSP000	11	OTTER CREEK	FUNNY RIVER ROAD	M P 7.2 IDITAROD	01	000
020	1812	140NSPCYO	03	BODENBURG CREEK	GLEN HWY SPUR	MATSU BORO	01	000
020	1708	144NSP000	11	WASILLA CREEK	GRANTHAM ROAD	HYER ROAD SPUR	01	170
020	1031	141NSP000	09	PETERS CREEK	MINOR ROAD	BIRCHWOOD AREA	01	020
020	1501	141NSPCYO	11	PETERS CREEK	MINOR ROAD	BIRCHWOOD AREA	01	020
020	1030	134NSP000	11	LITTLE SUSITNA RIVER	SCHROCK RD SPUR	M P 0.7 PALMER	01	170
020	0467	131NSP000	09	GAMES CREEK	STERLING L/OPHIR	MILE POINT 39.1	01	160
020	1713	14400NSPO	11	LITTLE SUSITNA RIVER	WELCH ROAD	WELCH ROAD (NEAR WASILLA)	01	170
020	0487	131NSP000	09	ILIAMNA RIVER	WILLIAMSPORT/PILE	MILE POINT 10.1	01	070
020	0484	131NSP000	09	CHINKELYES CREEK	WILLIAMSPORT/PILE	MILE POINT	01	070
020	1279	134NSP000	09	WOLVERINE CREEK	WOLVERINE EXTEN	M.P. 1.1 PALMER	01	170
020	1667	131NSPNRO	09	MONTANA CREEK OVERFLOW	YOOPER ROAD	TALKEENTA	01	170
020	1669	131NSPNRO	09	MONTANA CREEK	YOOPER ROAD	TALKEETNA	01	170
020	1668	131NSPNRO	09	MONTANA CREEK OVERFLOW	YOOPER ROAD	TALKEETNA	01	170
020	0811	134NSP000	09	LIVENGODD CREEK	LIVENGODD ROAD	MILE POINT 3.9	02	000
020	0948	131NSPCYO	12	BASIN ROAD TRESTLE	BASIN ROAD	JUNEAU	03	110
020	1780	158NSPCYO	03	WARREN ST VIADUCT	CITY STREET	KETCHIKAN URBAN	03	130
020	1472	151NSPCYO	12	BAUER-HOPKINS TRESTLE	CITY STREET	DOWNTOWN KETCHIKAN	03	130
020	1781	158NSPCYO	03	MILLAR ST VIADUCT	CITY STREET	KETCHIKAN	03	120
020	0864	131NSP000	09	TROLLERS CREEK	KNUDSON COVE ROAD	MILE POINT 0.5 KETCHIKAN	03	130
020	1490	181NSPNRO	09	WEST CREEK	DYEA RD EXTENSION	M P 8.3 SKAGWAY	03	230
020	1817	14800NSPO	11	IRON CREEK	LOGGING RD	HAINES	03	100
020	1816	14800NSPO	11	CHILKOOT SLOUGH	LOGGING RD	HAINES	03	100
020	1634	180NSPNRO	11	UNNAMED CREEK	LOGGING ROAD	HAINES	03	100
020	1637	180NSPNRO	11	GLACIER CREEK	LOGGING ROAD	HAINES	03	100
020	1487	154NSPCYO	12	GOLD CREEK AT SALMON BAKE	MINING MUSH ACCESS	JUNEAU	03	110
020	1483	141NSPNRO	11	STARRIGAVAN CREEK	STARRIGAVAN ROAD	MP 1.2 SITKA	03	220
020	1238	131NSP000	11	HYDER DOCK TRESTLE	STATE DOCK	HYDER	03	190
020	1417	138NSPCYO	12	GUSTAVUS DOCK	STATE DOCK ROAD	MILE POINT 1.5 GUSTAVUS	03	230
020	1540	131NSPCYO	12	GRAYLING CREEK SLOUGH	GRAYLING ROAD	LOWER YUKON	04	160
020	1298	131NSPCYO	11	GRAYLING CREEK	GRAYLING ROAD	LOWER YUKON	04	160
020	1306	131NSP000	09	ORRIEN CREEK AT CHITINA	COPPER RIV SPUR HY	CHITINA M.P. 1.8	05	260
020	0945	131NSP000	09	HORSETAIL CREEK	HAZELET AV/MINERAL	MILEPOINT 2.4	05	260
020	0944	131NSP000	09	MINERAL CREEK	HAZELET AV/MINERAL	MILEPOINT 1.1	05	260
020	0285	184NSPNRO	11	LIBERTY FALLS	LIBERTY F CHPG RD	ADJ EDGERTON HWY MP 23.6	05	260
020	1671	180NSPNRO	11	BIG RIVER CENTER CROSSING	LOGGING RD	ICY BAY	05	230
020	1672	180NSPNRO	11	BIG RIVER WEST CROSSING	LOGGING RD	ICY BAY	05	230
020	1660	180NSPNRO	11	LYDICK CREEK	LOGGING ROAD	M P 10.6 - ICY BAY	05	230

OFF SYSTEM BRIDGES ELIGIBLE FOR REHABILITATION FUNDS
EFFECTIVE JULY 1, 1987

(OFF SYSTEM BRIDGES ARE ELIGIBLE FOR 15% TO 35% OF AVAILABLE FUNDING)

STATE	STRUCTURE NO.	INVENTORY ROUTE	SYS-TEM	FEATURES INTERSECTED	FACILITY CARRIED BY STRUCTURE	LOCATION	HWY DIST CNTY
020	1279	138NSP000	10	AIRPORT RAMPS ANCHORAGE	INTERNATIONAL AIR	ANCHORAGE	01 020
020	0537	131NSP000	09	EKLUTNA RIVER	FRONTAGE RD	OLD GLENN HWY MP 25.9	01 020
020	1711	144NSP000	11	LITTLE SUSITNA R TRIBUTAR	SCHROCK ROAD SPUR	NEAR WASILLA	01 170
020	1253	134NSP000	09	HUNTER CREEK	KNIK RIVER ROAD	MP 9.7 KNIK R RD-PALMER	01 170
020	1714	144NSP000	11	BOENBURG CREEK	ELK ROAD	ELK ROAD (NEAR PALMER)	01 170
020	1811	140NSPCYO	11	UNKNOWN CREEK	LOWER RD	MATSU BORO	01 170
020	1136	131NSP000	11	LOWELL CREEK	LOWELL POINT ROAD	SEWARD MP 0.1	01 210
020	0910	134NSP000	09	ANCHOR RIVER	OLD STERLING HWY	M P 8.4 KENAI	01 120
020	1512	181NSP000	11	PERRYVILLE CREEK	AIRPORT ROAD	PERRYVILLE	01 010
020	1530	181NSP000	11	METHOIST BR OVR ILIULIUK	RESERVOIR SPUR #1	UNALASKA M P 0.2	01 010
020	1632	180NSPNRO	11	UNNAMED CREEK	LOGGING ROAD	HAINES	03 100
020	1652	180NSPNRO	11	CARSON CREEK	LOGGING RD	ICY BAY	05 230
020	NBIS REQUIRED/OFF SYSTEM BRIDGE INSPECTION						



ALASKA STATE LEGISLATURE
HOUSE OF REPRESENTATIVES
RESEARCH AGENCY

P.O. Box Y, State Capitol
Juneau, Alaska 99811-3100
Mail Stop 3100
(907) 465-3991

March 2, 1987

MEMORANDUM

TO: Representative Lyman Hoffman

ATTN: Lori Nottingham

FROM: Mary Jennings *MJ*
Legislative Analyst

RE: Federal-Aid Highway Fund Distribution
Research Request 87.151

You requested that we determine: 1) the amount of federal-aid highway funds that have been appropriated to each community and election district during the past four years; 2) the criteria for transferring federal-aid highway funds among system funds; 3) the Department of Transportation and Public Facilities (DOT/PF) level of compliance with the transferability guidelines; and 4) how compliance could be improved.

Background

The "Federal-aid Highway program" is an umbrella term generally referring to all activities funded through the Federal Highway Administration (FHWA) and administered by the states' highway or transportation agencies. The term "program" is used to refer to the many components that make up the overall federal-aid highway program. Each program is separately funded. For example, within the federal-aid highway program, there is specific funding for bridge replacement and rehabilitation, primary systems, urban systems and interstates, etc.

Federal-aid highway acts have traditionally been the vehicle for providing funds, termed "authorizations," for the federal-aid highway program. It is these authorizations that spell out the amount and purpose for which federal-aid highway funds are to be expended and lead directly to the financing procedures of the program.

Title 23 Section 118 paragraph (f) of the United States Codes specifically addresses Alaska's transferability of funds. The paragraph states, "Funds made available to the State of Alaska under this title [23 USCS § 101 et seq.] may be expended for construction of access and development roads on a federal-aid system that will serve resource development, recreational, residential, commercial, industrial, or other like purposes." The DOT/PF has interpreted this paragraph to mean that the State has greater flexibility in the transferability of federal-aid system monies than what is allowed under federal guidelines. According to Ron Lind, Legislative Liaison for DOT/PF, the department follows the federal guidelines for transferability, except for primary, urban, and secondary system funds. Mr. Lind stated that the department has allowed transfers between primary and secondary system funds and primary and urban system funds that have decreased the original apportionment to the primary system fund by more than 50 percent.

In order to gain an idea of the extent to which Alaska transfers primary system funds to other system funds, I requested Mr. Lind to provide federal-aid apportionments to Alaska by system fund for the last four years and a break down of how these funds were actually obligated. Mr. Lind stated that provisions of the data will require a review of individual projects. He estimated that with other workload considerations, it will take his department two weeks to provide the information. I will forward this to you upon receipt.

In order to determine ways DOT/PF could achieve a greater level of compliance with federal transferability guidelines concerning primary, secondary and urban system funds, I contacted Barry Moorhead, Alaska Division Administrator of Federal Highways. Mr. Moorhead suggested that DOT/PF should formulate a comprehensive six-year plan and follow this plan without reprioritizing projects each year. He felt that if the department adhered to a long-term plan, all types of projects, both urban and primary (i.e., rural) projects, would be funded. He felt that DOT/PF is not currently able to plan well because the legislature continuously passes resolutions that place a high priority on certain projects. Mr. Moorhead felt that DOT/PF and the legislature could work together in order to allow the department to develop a nonpolitical highway project plan that could be carried out from year to year without emphasis continuously being shifted from one project to another.

Federal-aid Distribution

Attachment B, prepared by the Office of Management and Budget (OMB) provides appropriations of State and federal funds by election district, affected community, and road. The attachment also cites the Session Law authorizing the funding for a particular project. Pages 32 through 35 of the attachment provide data for projects that could not be attributed to a

TABLE 1
 FEDERAL AID HIGHWAY APPROPRIATIONS BY ELECTION DISTRICT FY 1984-1987
 (thousands of dollars)

DISTRICT NAME	HOUSE ELECTION DISTRICT	FY 84		FY 85		FY 86		FY 87	
		Approp.	% of total funds	Approp.	% of total funds	Approp.	% of total funds	Approp.	% of total funds
KETCHIKH-WRANGL-PETRSBG	1	0.0	0.0%	7,222.0	10.1%	10,350.0	4.8%	5,800.0	2.3%
INSIDE PASSAGE	2	1,788.0	0.9%	4,508.0	6.3%	6,210.0	2.9%	13,804.0	5.6%
BARANOF-CHICHAGOF	3	0.0	0.0%	0.0	0.0%	900.0	0.4%	0.0	0.0%
JUNEAU	4	3,864.0	1.9%	2,852.0	4.0%	6,580.0	3.1%	135.0	0.1%
KENAI-COOK INLET	5	0.0	0.0%	0.0	0.0%	11,000.0	5.1%	300.0	0.1%
PRINCE WILLIAM SOUND	6	1,039.0	0.5%	3,036.0	4.2%	2,380.0	1.1%	5,850.0	2.4%
ANCHORAGE	7-15	119,958.0	59.7%	15,544.0	21.7%	74,432.0	34.5%	136,827.6	55.2%
MATANUSKA-SUSITNA	16	10,795.0	5.4%	368.0	0.5%	3,285.0	1.5%	8,985.0	3.6%
INTERIOR HIGHWAYS	17	33,397.0	16.6%	32,802.0	45.7%	36,690.0	17.0%	24,174.0	9.8%
FAIRBANKS	18-21	20,020.0	10.0%	5,402.0	7.5%	45,960.0	21.7%	46,967.0	19.0%
NORTH SLOPE-KOTZEBUE	22	0.0	0.0%	0.0	0.0%	13,000.0	6.0%	0.0	0.0%
NORTON SOUND	23	9,220.0	4.6%	0.0	0.0%	4,680.0	2.2%	4,981.0	2.0%
INTERIOR RIVERS	24	0.0	0.0%	0.0	0.0%	0.0	0.0%	0.0	0.0%
LOWER KUSKOKWIM	25	0.0	0.0%	0.0	0.0%	0.0	0.0%	0.0	0.0%
BRISTOL BAY-ALEUTIAN IS	26	0.0	0.0%	0.0	0.0%	0.0	0.0%	0.0	0.0%
KODIAK-EAST AK PENINSULA	27	900.0	0.4%	0.0	0.0%	0.0	0.0%	0.0	0.0%
TOTAL.		200,981.0		71,734.0		215,467.0		247,823.6	

Prepared by the House Research Agency February 1987 (87-151;860506-01).

APPENDIX C-1

Apportionment Formulas

Formulas for apportioning authorized sums for certain classes of Federal-aid highways are specified by statute. These are shown below.

<u>Fund</u>	<u>Factors</u>	<u>Weight</u>	<u>Statute*</u>	<u>Minimum Apportionment</u>	
Interstate System (for completion only)	Relative Federal Share of Cost to Complete the System **	1	104(b)(5)(A)	1/2 percent (including Alaska)	
Interstate Resurfacing, Restoration, Rehabilitation, and Reconstruction	Interstate System Lane Miles	55%	104(b)(5)(B)	1/2 percent	
	Vehicle Miles Traveled on Interstate System	45%			
Interstate Highway Substitution (3/4 apportioned, 1/4 discretionary allocation)	Relative Federal Share of Cost to Complete Substitute Projects	1	103(e)(4)	-----	
Primary System	<u>Formula A</u>		104(b)(1)		
	Area	2/9			
	Rural Population	2/9			
	Rural Delivery Route Mileage and Intercity Mail Route Mileage	2/9			
	Urban Population*** (1/2 percent minimum (except D.C.))	1/3			
	<u>Formula B</u>		Sec. 108, P.L. 97-424		
	Rural Population	1/2			
	Urban Population***	1/2			
	For each State, determine greater of A or B, then: Each State's apportionment equals: A or B x $\frac{\text{Total Primary Authorization}}{\text{Sum of all States' A or B}}$				1/2 percent (including territories as a whole)
	Except that: the apportionment is not less than smaller of A or B				
Secondary System	Area	1/3	104(b)(2)	1/2 percent (except for D.C.)	
	Rural Population	1/3			
	Rural Delivery Route Mileage and Intercity Mail Route Mileage	1/3			
Urban System	Urban Area*** Population	1	104(b)(6)	1/2 percent	
Urban Transportation Planning	Urbanized Area**** Population	1	104(b)(6)	1/2 percent	
Bridge Replacement & Rehabilitation	Relative share of total cost of deficient bridges	1	104(b)(6)	1/4 percent (10 percent maximum)	

STATE OF ALASKA
DIVISION OF BUDGET REVIEW

DATE: 02/27/87
TIME: 12:33:43
PROG: ROADRPT2

Page 1 of APPROPRIATIONS FOR ROADS AND BIKE/PEDESTRIAN PATHS, SLA 1983 THROUGH SLA 1986, BY ELECTION DISTRICT

ED	YEAR	AFFECTED COMMUNITY	ROAD (IF SPECIFIED)	APPVD'D GF	APPVD'D OF	TOTAL	CHP	SEC	PG	LN
1	1983	Ketchikan	Schoenbar-Quinn	1,500,000	0	1,500,000	10	0	7	0
1	1983	Ketchikan	Unspecified Roads	1,630,000	0	1,630,000	10	0	24	0
1	1983	Ketchikan	Creek Street	200,000	0	200,000	10	0	24	0
1	1983	Ketchikan	Unspecified Roads	300,000	0	300,000	107	34	110	0
				3,630,000	0	3,630,000				Sum

Number of Observations: 4

1	1984	Ketchikan	Schoenbar-Quinn	800,000	0	800,000	22	0	4	0
1	1984	Ketchikan	Ketchikan Bypass	3,034,100	0	3,034,100	24	0	40	0
1	1984	Ketchikan	Tongass Highway	320,000	3,680,000	4,000,000	24	0	66	0
1	1984	Ketchikan	Tongass Avenue	150,000	0	150,000	24	0	66	0
1	1984	Ketchikan	Tongass Avenue	200,000	0	200,000	24	0	66	0
1	1984	Ketchikan	Engineering/Design	100,000	0	100,000	24	0	66	0
1	1984	Ketchikan	Peninsula Point	35,000	0	35,000	24	0	66	0
1	1984	Ketchikan	Ketchikan Bypass	2,330,900	0	2,330,900	24	0	71	0
1	1984	Petersburg	Main Street	72,000	828,000	900,000	24	0	66	0
1	1984	Wrangell	Wrangell Airport Road	36,000	414,000	450,000	24	0	66	0
1	1984	Wrangell	Zimovia Highway	200,000	2,300,000	2,500,000	24	0	66	0
1	1984	Wrangell	Stikine Evergreen Street	800,000	0	800,000	24	0	66	0
				8,078,000	7,222,000	15,300,000				Sum

Number of Observations: 12

1	1985	Ketchikan	North Tongass Highway	0	5,400,000	5,400,000	96	0	19	0
1	1985	Ketchikan	Tongass Avenue	0	4,500,000	4,500,000	96	0	20	0
1	1985	Petersburg	Ferry Terminal to "H"	0	450,000	450,000	96	0	20	0

ED	YEAR	AFFECTED COMMUNITY	ROAD (IF SPECIFIED)	APPVD'D GF	APPVD'D OF	TOTAL	CHP	SEC	PG	LN	
2	1984	Skagway	Klondike Highway	152,000	1,748,000	1,900,000	24	0	66	0	
2	1984	Yakutat	Unspecified Roads	175,000	0	175,000	22	0	4	0	
				2,842,000	4,508,000	7,350,000					Sum

Number of Observations: 7

2	1985	Haines	Union Avenue	0	90,000	90,000	96	0	20	0	
2	1985	Hoonah		0	2,070,000	2,070,000	96	0	19	0	
2	1985	Kake	Ferry Terminal to Gunnuk	0	225,000	225,000	96	0	19	0	
2	1985	Kake	Keku Road	0	2,025,000	2,025,000	96	0	19	0	
2	1985	Skagway	Dyea Road	0	450,000	450,000	96	0	20	0	
2	1985	Skagway	Unspecified Roads	124,110	0	124,110	105	489	108	4	
2	1985	Skagway	Unspecified Roads	427,000	0	427,000	96	0	39	0	
2	1985	Yakutat	Aisek Road	0	1,350,000	1,350,000	96	0	20	0	
2	1985	Yakutat	Unspecified Roads	150,000	0	150,000	96	0	39	0	
				701,110	6,210,000	6,911,110					Sum

Number of Observations: 9

2	1986		Dyea Road	0	3,780,000	3,780,000	128	3	20	5	
2	1986		Haines Highway	0	2,700,000	2,700,000	128	3	19	21	
2	1986		Klondike Highway	0	2,500,000	2,500,000	128	3	20	9	
2	1986		Klondike Highway	0	900,000	900,000	130	181	39	2	
2	1986	Hydaburg	Unspecified Roads	40,000	0	40,000	128	3	25	20	
2	1986	Kake	Ferry Terminal to Gunnuk	0	450,000	450,000	128	3	20	4	
2	1986	Kake	Keku Road	0	2,574,000	2,574,000	128	3	19	22	
2	1986	Klawock	Unspecified Roads	160,000	0	160,000	130	590	115	7	
2	1986	Yakutat	Aisek Road	0	900,000	900,000	128	3	20	6	
2	1986	Yakutat	Unspecified Roads	100,000	0	100,000	128	3	26	11	
				300,000	13,804,000	14,104,000					Sum

Number of Observations: 10

ED	YEAR	AFFECTED COMMUNITY	ROAD (IF SPECIFIED)	APPVD'D GF	APPVD'D OF	TOTAL	CHP	SEC	PG	LN	
				9,669,400	900,000	10,569,400					Sum
Number of Observations:		12									
4	1983	Juneau	Basin Road	870,000	0	870,000	10	0	7	0	
4	1983	Juneau	Downtown Streets	1,600,000	0	1,600,000	10	0	8	0	
4	1983	Juneau	Unspecified Roads	3,700,000	0	3,700,000	10	0	25	0	
4	1983	Juneau	Back Loop Road	336,000	3,864,000	4,200,000	107	34	79	0	
4	1983	Juneau	Business District	1,000,000	0	1,000,000	107	34	79	0	
4	1983	Juneau	Gastineau Channel	80,000	0	80,000	107	34	111	0	
				7,586,000	3,864,000	11,450,000					Sum
Number of Observations:		6									
4	1984	Juneau	N. Douglas Highway	750,000	0	750,000	22	0	3	0	
4	1984	Juneau	Stephen Richards Drive	160,000	0	160,000	45	0	10	0	
4	1984	Juneau	Mendenhall Boulevard	60,000	0	60,000	45	0	10	0	
4	1984	Juneau	Unspecified Roads	1,400,000	0	1,400,000	24	0	14	0	
4	1984	Juneau	Glacier Highway	160,000	1,840,000	2,000,000	24	0	65	0	
4	1984	Juneau	Bridges	88,000	1,012,000	1,100,000	24	0	66	0	
4	1984	Juneau	Unspecified Roads	1,000,000	0	1,000,000	171	319	58	0	
				3,618,000	2,852,000	6,470,000					Sum
Number of Observations:		7									
4	1985	Juneau	Egan Drive	344,100	0	344,100	105	35	11	2	
4	1985	Juneau	Douglas Highway	0	180,000	180,000	96	0	20	0	
4	1985	Juneau	Egan Drive	0	1,000,000	1,000,000	96	0	20	0	
4	1985	Juneau	Glacier Highway	0	900,000	900,000	96	0	20	0	
4	1985	Juneau	Glacier Highway	0	2,700,000	2,700,000	96	0	20	0	
4	1985	Juneau	Glacier Highway	0	1,800,000	1,800,000	96	0	19	0	
				344,100	6,580,000	6,924,100					Sum
Number of Observations:		6									
4	1986	Juneau	Douglas Highway	120,000	0	120,000	128	3	20	7	

ED	YEAR	AFFECTED COMMUNITY	ROAD (IF SPECIFIED)	APPVD'D GF	APPVD'D OF	TOTAL	CHP	SEC	PG	LN
5	1984	Saldovia	Unspecified Roads	315,000	0	315,000	24	0	41	0
5	1984	Soldotna	Unspecified Roads	750,500	0	750,500	22	0	5	0
5	1984	Soldotna	Unspecified Roads	1,095,900	0	1,095,900	24	0	41	0
				14,794,400	0	14,794,400	Sum			

Number of Observations: 17

5	1985		Cohoe Loop Road	200,000	2,000,000	2,200,000	96	0	15	0
5	1985		School Safety	25,000	0	25,000	96	0	15	0
5	1985		North Fork Road	650,000	0	650,000	96	0	39	0
5	1985		Unspecified Roads	950,000	0	950,000	96	0	39	0
5	1985		Robinson Loop Road	600,000	0	600,000	96	0	39	0
5	1985		Unspecified Roads	41,500	0	41,500	96	0	39	0
5	1985		Sterling Highway	0	9,000,000	9,000,000	96	0	14	0
5	1985	Homer	East Hill Road	100,000	0	100,000	105	234	59	18
5	1985	Homer	Unspecified Roads	145,000	0	145,000	105	235	59	21
5	1985	Homer	Unspecified Roads	1,300,000	0	1,300,000	96	0	39	0
5	1985	Kenai	Unspecified Roads	2,300,000	0	2,300,000	96	0	39	0
5	1985	Saldovia	Unspecified Roads	250,000	0	250,000	96	0	39	0
5	1985	Soldotna	Unspecified Roads	1,350,000	0	1,350,000	96	0	40	0
				7,911,500	11,000,000	18,911,500	Sum			

Number of Observations: 13

5	1986		Cohoe Loop Road	80,000	0	80,000	130	559	110	20
5	1986		Robinson Loop Road	640,000	0	640,000	128	3	27	6
5	1986		North Fork Road	120,000	0	120,000	130	561	110	26
5	1986	Homer	East Hill Road	1,750,000	0	1,750,000	128	3	19	13
5	1986	Homer	East Hill Road	3,000,000	0	3,000,000	130	592	115	13
5	1986	Homer	School Safety	24,000	0	24,000	130	507	98	26
5	1986	Sterling	Unspecified Roads	0	300,000	300,000	128	3	13	20
				5,614,000	300,000	5,914,000	Sum			

Number of Observations: 7

ED	YEAR	AFFECTED COMMUNITY	ROAD (IF SPECIFIED)	APPVD'D GF	APPVD'D OF	TOTAL	CHP	SEC	PG	LN		
				67,000	5,850,000	5,917,000						Sum
Number of Observations:		3										
				4,006,000	12,305,000	16,311,000						Sum
Number of Observations:		15										
7	1983	Anchorage	Diamond Blvd	700,000	0	700,000	10	0	5	0		
7	1983	Anchorage	Various LRSA	1,000,000	0	1,000,000	10	0	5	0		
7	1983	Anchorage	Unspecified Roads	2,000,000	0	2,000,000	10	0	5	0		
7	1983	Anchorage	Seward Highway	60,000	0	60,000	10	0	5	0		
7	1983	Anchorage	Talus West LRSA	650,000	0	650,000	10	0	5	0		
7	1983	Anchorage	Jewel Lake Road	1,472,000	0	1,472,000	10	0	5	0		
7	1983	Anchorage	Bird/Indian Pathway	21,100	0	21,100	10	0	5	0		
7	1983	Anchorage	Waldron Drive	200,000	0	200,000	10	0	5	0		
7	1983	Anchorage	Glenn Highway	3,000,000	0	3,000,000	10	0	5	0		
7	1983	Anchorage	Prospect Drive	140,000	0	140,000	10	0	6	0		
7	1983	Anchorage	Multiple Streets	4,348,000	0	4,348,000	10	0	25	0		
7	1983	Anchorage	Street Lighting	750,000	0	750,000	10	0	26	0		
7	1983	Anchorage	Raspberry Road	212,000	0	212,000	10	0	26	0		
7	1983	Anchorage	Unspecified Roads	769,000	0	769,000	10	0	26	0		
7	1983	Anchorage	District 7	250,000	0	250,000	10	0	26	0		
7	1983	Anchorage	Birch Road	300,000	0	300,000	10	0	26	0		
7	1983	Anchorage	District 8	680,000	0	680,000	10	0	26	0		
7	1983	Anchorage	Prospect Drive	400,000	0	400,000	10	0	26	0		
7	1983	Anchorage	Arctic Boulevard	20,400	0	20,400	10	0	26	0		
7	1983	Anchorage	Bragaw Street	100,000	0	100,000	10	0	26	0		
7	1983	Anchorage	Windermere Subdivision	183,000	0	183,000	10	0	26	0		
7	1983	Anchorage	Heather Meadows Sub	756,000	0	756,000	10	0	26	0		
7	1983	Anchorage	Broadmore Subdivision	575,000	0	575,000	10	0	26	0		
7	1983	Anchorage	Traffic signals	165,000	0	165,000	10	0	26	0		
7	1983	Anchorage	District 11	65,000	0	65,000	10	0	26	0		
7	1983	Anchorage	Street Lighting	15,000	0	15,000	10	0	26	0		
7	1983	Anchorage	Street Lighting	300,000	0	300,000	10	0	27	0		
7	1983	Anchorage	Stuckagain Hts LRSA	13,800	0	13,800	10	0	27	0		
7	1983	Anchorage	District 10	100,000	0	100,000	10	0	27	0		
7	1983	Anchorage	Williwaw LRSA	80,000	0	80,000	10	0	27	0		
7	1983	Anchorage	Unspecified Roads	2,200,000	0	2,200,000	10	0	27	0		

ED	YEAR	AFFECTED COMMUNITY	ROAD (IF SPECIFIED)	APPVD'D GF	APPVD'D OF	TOTAL	CHP	SEC	PG	LN	
				45,778,426	119,958,000	165,736,426					Sum
Number of Observations:		67									
7	1984	Anchorage	Birch Road	500,000	0	500,000	22	0	5	0	
7	1984	Anchorage	Unspecified Roads	2,200,000	0	2,200,000	22	0	6	0	
7	1984	Anchorage	Klatt Rd/Old Seward	135,000	0	135,000	21	0	7	0	
7	1984	Anchorage	Lake Otis Parkway	1,000,000	0	1,000,000	22	0	5	0	
7	1984	Anchorage	Lake Otis Parkway	1,500,000	0	1,500,000	22	0	5	0	
7	1984	Anchorage	Raspberry Road	4,000,000	0	4,000,000	22	0	5	0	
7	1984	Anchorage	Unspecified Roads	1,000,000	0	1,000,000	22	0	6	0	
7	1984	Anchorage	Traffic Signals	500,000	0	500,000	22	0	6	0	
7	1984	Anchorage	Wisconsin Drive	250,000	0	250,000	22	0	5	0	
7	1984	Anchorage	Mountain Park LRSA	100,000	0	100,000	22	0	6	0	
7	1984	Anchorage	Mountain Park/RH LRSA	100,000	0	100,000	22	0	6	0	
7	1984	Anchorage	Raven Woods/BB LRSA	100,000	0	100,000	22	0	6	0	
7	1984	Anchorage	Sky Ranch Estate LRSA	100,000	0	100,000	22	0	6	0	
7	1984	Anchorage	Talus West LRSA	100,000	0	100,000	22	0	6	0	
7	1984	Anchorage	Upper Grover LRSA	100,000	0	100,000	22	0	6	0	
7	1984	Anchorage	Upper O'Malley LRSA	100,000	0	100,000	22	0	6	0	
7	1984	Anchorage	Valli Vue LRSA	100,000	0	100,000	22	0	6	0	
7	1984	Anchorage	West Northern Lights Blvd	7,000,000	0	7,000,000	45	0	27	0	
7	1984	Anchorage	Raspberry Road	1,000,000	0	1,000,000	45	0	28	0	
7	1984	Anchorage	100th Avenue	3,200,000	0	3,200,000	45	0	28	0	
7	1984	Anchorage	Lake Otis Parkway	1,000,000	0	1,000,000	45	0	28	0	
7	1984	Anchorage	76th Street	1,750,000	0	1,750,000	45	0	29	0	
7	1984	Anchorage	Street Lighting	307,000	0	307,000	24	0	12	0	
7	1984	Anchorage	Unspecified Roads	858,000	0	858,000	24	0	30	0	
7	1984	Anchorage	Unspecified Roads	1,000,000	0	1,000,000	24	0	30	0	
7	1984	Anchorage	O'Malley Road	100,000	0	100,000	24	0	31	0	
7	1984	Anchorage	Unspecified Roads	2,400,000	0	2,400,000	24	0	41	0	
7	1984	Anchorage	School Safety	45,000	0	45,000	24	0	41	0	
7	1984	Anchorage	District 7 LRSA	450,000	0	450,000	24	0	41	0	
7	1984	Anchorage		100,000	0	100,000	24	0	41	0	
7	1984	Anchorage	Traffic Signals	600,000	0	600,000	24	0	41	0	
7	1984	Anchorage	School Safety	200,000	0	200,000	24	0	41	0	
7	1984	Anchorage	Unspecified Roads	500,000	0	500,000	24	0	42	0	
7	1984	Anchorage	Arctic Boulevard	600,000	0	600,000	24	0	42	0	
7	1984	Anchorage	Tudor Road	500,000	0	500,000	24	0	42	0	

ED	YEAR	AFFECTED COMMUNITY	ROAD (IF SPECIFIED)	APPVD'D GF	APPVD'D OF	TOTAL	CHP	SEC	PG	LN
				65,304,700	15,544,000	80,848,700				Sum
Number of Observations:				71						
7	1985		North End Road	1,300,000	0	1,300,000	96	0	15	0
7	1985	Anchorage	Boniface Parkway	0	4,500,000	4,500,000	96	0	14	0
7	1985	Anchorage	Boniface Parkway	300,000	0	300,000	96	0	15	0
7	1985	Anchorage	Unspecified Roads	259,500	0	259,500	105	569	120	29
7	1985	Anchorage	Cranberry Street	60,000	0	60,000	105	394	91	22
7	1985	Anchorage	Diamond Blvd	0	12,000,000	12,000,000	96	0	14	0
7	1985	Anchorage	East 6th Avenue	250,000	0	250,000	105	402	92	24
7	1985	Anchorage	East 6th Avenue	250,000	0	250,000	96	0	40	0
7	1985	Anchorage	Eklutna Frontage Road	0	2,250,000	2,250,000	96	0	14	0
7	1985	Anchorage	Unspecified Roads	33,000	0	33,000	105	627	131	9
7	1985	Anchorage	Girdwood LRSA	97,000	0	97,000	105	392	91	14
7	1985	Anchorage	Glenn Highway	0	19,530,000	19,530,000	96	0	14	0
7	1985	Anchorage	Huffman Road	125,000	0	125,000	105	674	138	27
7	1985	Anchorage	Traffic Signals	184,000	0	184,000	105	390	91	8
7	1985	Anchorage	Lake Otis Parkway	4,500,000	0	4,500,000	96	0	15	0
7	1985	Anchorage	Unspecified LSRT	0	361,000	361,000	105	386	90	11
7	1985	Anchorage	Lake Otis Parkway	47,900	0	47,900	105	401	92	20
7	1985	Anchorage	Seward Highway	0	5,800,000	5,800,000	96	0	14	0
7	1985	Anchorage	Seward Highway	0	2,880,000	2,880,000	96	0	14	0
7	1985	Anchorage	Old Seward Highway	0	3,600,000	3,600,000	96	0	14	0
7	1985	Anchorage	4th Avenue	50,000	0	50,000	105	399	92	12
7	1985	Anchorage	E. Northern Lights	80,000	0	80,000	105	566	120	18
7	1985	Anchorage	Dearmoun Road	0	6,500,000	6,500,000	96	0	14	0
7	1985	Anchorage	Raspberry Road	0	15,930,000	15,930,000	96	0	14	0
7	1985	Anchorage	Unspecified Roads	82,200	0	82,200	105	398	92	8
7	1985	Anchorage	District 7 LRSA	300,000	0	300,000	105	413	94	13
7	1985	Anchorage	School Safety	30,000	0	30,000	105	387	90	18
7	1985	Anchorage	School Safety	13,500	0	13,500	105	446	100	4
7	1985	Anchorage	Traffic Signals	116,000	0	116,000	96	0	15	0
7	1985	Anchorage	Upper Dearmoun Road	375,000	0	375,000	105	675	139	1
7	1985	Eagle River	Glenn Highway	273,400	0	273,400	105	567	120	22
7	1985	Eagle River	Hiland Drive	500,000	0	500,000	96	0	15	0
7	1985	Eagle River	Hiland Drive	0	361,000	361,000	105	386	90	4
7	1985	Eagle River	Hiland Road	29,800	0	29,800	105	409	93	28
7	1985	Eagle River	Glenn Highway	0	720,000	720,000	96	0	14	0

ED	YEAR	AFFECTED COMMUNITY	ROAD (IF SPECIFIED)	APPVD'D GF	APPVD'D OF	TOTAL	CHP	SEC	PG	LN
				36,153,931	136,827,600	172,981,531				Sum

Number of Observations: 29

156,493,357	346,761,600	503,254,957	Sum
-------------	-------------	-------------	-----

Number of Observations: 202

16	1983		Hatcher Pass Road	250,000	0	250,000	107	34	76	0
16	1983		Point McKenzie Road	252,000	0	252,000	10	0	5	0
16	1983		Bartlett Hills	400,000	0	400,000	10	0	29	0
16	1983		McKenchine Road	120,000	0	120,000	10	0	29	0
16	1983		Lucille Street	1,610,200	0	1,610,200	10	0	29	0
16	1983		Seward Meridian Road	400,000	0	400,000	10	0	30	0
16	1983		Parks Highway	400,000	4,600,000	5,000,000	107	34	74	0
16	1983		Old Glenn Highway	100,000	1,000,000	1,100,000	107	34	75	0
16	1983		Petersville Road	100,000	1,000,000	1,100,000	107	34	75	0
16	1983		Parks Highway	365,000	4,195,000	4,560,000	107	34	77	0
16	1983		Unspecified Roads	143,000	0	143,000	107	34	118	0
16	1983		Seward Meridian Road	293,000	0	293,000	107	34	118	0
16	1983		Lewis Loop Road	150,000	0	150,000	107	34	118	0
16	1983		Unspecified Roads	190,000	0	190,000	107	34	118	0
16	1983		Oilwell Road	40,000	0	40,000	107	34	118	0
16	1983		Unspecified Roads	100,000	0	100,000	107	34	118	0
16	1983	Houston	Unspecified Roads	300,000	0	300,000	10	0	27	0
16	1983	Houston	Unspecified Roads	80,000	0	80,000	107	34	114	0
16	1983	Palmer	Unspecified Roads	1,437,000	0	1,437,000	10	0	6	0
16	1983	Palmer	Unspecified Roads	150,000	0	150,000	10	0	27	0
16	1983	Wasilla	Unspecified Roads	300,000	0	300,000	10	0	27	0
				7,180,200	10,795,000	17,975,200				Sum

Number of Observations: 21

16	1984		Cheri Lake Drive	25,000	0	25,000	22	0	6	0
16	1984		Oilwell Road	94,700	0	94,700	22	0	6	0
16	1984		Pittman Road	400,000	0	400,000	22	0	7	0
16	1984		Talkeetna Spur	100,000	0	100,000	22	0	7	0
16	1984		Petersville Road	250,000	0	250,000	45	0	9	0

ED	YEAR	AFFECTED COMMUNITY	ROAD (IF SPECIFIED)	APPVD'D GF	APPVD'D OF	TOTAL	CHP	SEC	PG	LN
16	1985		Petersville Road	100,000	0	100,000	96	0	41	0
16	1985		Pittman Road	700,000	0	700,000	96	0	15	0
16	1985		Pittman Road	400,000	0	400,000	96	0	40	0
16	1985		Pittman Road	400,000	0	400,000	105	682	141	3
16	1985		Various LRSA	165,000	0	165,000	96	0	41	0
16	1985		Unspecified Roads	81,000	0	81,000	96	0	40	0
16	1985		Traffic Signals	325,000	0	325,000	96	0	15	0
16	1985		Unspecified Trails	40,000	0	40,000	96	0	40	0
16	1985	Houston	Kroger Road	370,000	0	370,000	96	0	40	0
16	1985	Palmer	Bu... to Palmer Road	600,000	0	600,000	96	0	15	0
16	1985	Wasilla	Street Lighting	16,000	0	16,000	96	0	15	0
				5,572,000	3,285,000	8,857,000				Sum

Number of Observations: 22

16	1986		Church Road	100,000	0	100,000	128	3	28	15
16	1986		Edgerton Park Road	50,000	0	50,000	128	3	28	16
16	1986		Edlund Road	100,000	0	100,000	128	3	28	17
16	1986		Glenn Highway	0	7,498,000	7,498,000	128	3	14	9
16	1986		Hatcher Pass Road	141,000	0	141,000	128	3	28	18
16	1986		Lake Louise Road	50,000	0	50,000	128	3	29	4
16	1986		Horizon Drive	25,000	0	25,000	128	3	29	14
16	1986		Johnson Road	417,000	0	417,000	128	3	29	13
16	1986		Oil Well Road	40,000	0	40,000	128	3	29	15
16	1986		Pittman Road	475,000	0	475,000	128	3	28	14
16	1986		Maud Road	40,000	0	40,000	130	425	87	29
16	1986		Parks Highway	0	521,600	521,600	130	165	35	13
16	1986		Glenn Highway	0	966,000	966,000	128	3	14	10
16	1986		Petersville Road	225,000	0	225,000	128	3	29	5
16	1986		Pitman Road	60,000	0	60,000	130	417	86	16
16	1986	Wasilla	Unspecified Roads	950,000	0	950,000	128	3	29	10
				2,673,000	8,985,600	11,658,600				Sum

Number of Observations: 16

ED	YEAR	AFFECTED COMMUNITY	ROAD (IF SPECIFIED)	APPVD'D GF	APPVD'D OF	TOTAL	GHP	SEC	PG	LN	
17	1984	Delta Junction	Street Lighting	28,800	0	28,800	24	0	44	0	
17	1984	Glennallen	3/4 Mile Road	72,000	0	72,000	171	319	79	0	
17	1984	Healy	Otto Lake West Road	100,000	0	100,000	22	0	3	0	
17	1984	Nenana	Unspecified Roads	615,000	0	615,000	22	0	7	0	
17	1984	Slana	Nabesna Road	135,000	0	135,000	22	0	3	0	
17	1984	Tanacross	Street Lighting	30,000	0	30,000	171	319	78	0	
				4,478,800	32,802,000	37,280,800					Sum

Number of Observations: 14

17	1985		Alaska Highway	0	13,500,000	13,500,000	96	0	17	0	
17	1985		Delta Agricultural Road	100,000	0	100,000	96	0	18	0	
17	1985		Delta Agricultural Road	54,915	0	54,915	105	631	132	2	
17	1985		Edgerton Highway	0	7,110,000	7,110,000	96	0	18	0	
17	1985		Glenn Highway	0	1,440,000	1,440,000	96	0	17	0	
17	1985		Nabesna Road	100,000	0	100,000	96	0	18	0	
17	1985		Parks Highway	0	8,640,000	8,640,000	96	0	17	0	
17	1985		Richardson Highway	0	9,000,000	9,000,000	96	0	17	0	
17	1985	Anderson	Unspecified Roads	250,000	0	250,000	96	0	41	0	
17	1985	Tanacross	Unspecified Roads	30,000	0	30,000	96	0	45	0	
17	1985	Tok	Unspecified Roads	100,000	0	100,000	96	0	23	0	
17	1985	Tok	Unspecified Roads	30,000	0	30,000	105	532	115	6	
				664,915	39,690,000	40,354,915					Sum

Number of Observations: 12

17	1986		Unspecified Roads	300,000	0	300,000	128	3	33	17
17	1986		Denali Highway	0	3,956,000	3,956,000	128	3	17	9
17	1986		Glenn Highway	0	1,029,000	1,029,000	130	164	35	6
17	1986		Nabesna Road	80,000	0	80,000	128	3	18	7
17	1986		Panguingue Creek Road	146,400	0	146,400	128	3	18	4
17	1986		Richardson Highway	0	3,151,000	3,151,000	128	3	17	8
17	1986		Taylor Highway	0	1,594,700	1,594,700	130	169	36	20
17	1986		Tok Cutoff	0	6,624,000	6,624,000	128	3	17	7
17	1986		Tok Cutoff	0	7,820,000	7,820,000	128	3		6
17	1986	Anderson	Unspecified Roads	280,000	0	280,000	128	3		21
17	1986	Copper Center		36,000	0	36,000	128	3	18	5

ID	YEAR	AFFECTED COMMUNITY	ROAD (IF SPECIFIED)	APPVD'D GF	APPVD'D OF	TOTAL	CHP	SEC	PG	LN
18	1986		Holmes Road	120,000	0	120,000	128	3	18	8
18	1986		Richardson Highway	0	1,840,000	1,840,000	128	3	17	11
18	1986	North Pole	Laurance Road	124,000	0	124,000	128	3	17	21
18	1986	North Pole	Richardson Highway	0	460,000	460,000	128	3	17	12
				288,000	14,260,000	14,548,000				Sum
Number of Observations: 6										
				7,933,000	22,870,000	30,803,000				Sum
Number of Observations: 15										
19	1983	Central	Unspecified Roads	32,000	0	32,000	10	0	7	0
19	1983	Ester		40,600	0	40,600	10	0	32	0
				72,600	0	72,600				Sum
Number of Observations: 2										
19	1984		Elliott Highway	112,800	1,297,200	1,410,000	24	0	64	0
19	1984	Circle	Unspecified Roads	200,000	0	200,000	24	0	13	0
				312,800	1,297,200	1,610,000				Sum
Number of Observations: 2										
19	1985		Steele Creek Road	180,000	0	180,000	96	0	18	0
19	1985	Central	Unspecified Roads	13,000	0	13,000	105	455	0	0
				193,000	0	193,000				Sum
Number of Observations: 2										
19	1986		Unspecified Roads	0	580,000	580,000	130	168	36	17
19	1986		Steesse Highway	110,400	0	110,400	128	3	17	22

ID	YEAR	AFFECTED COMMUNITY	ROAD (IF SPECIFIED)	APPVD'D GF	APPVD'D OF	TOTAL	CHP	SEC	PG	LN
20	1984	Fairbanks	10th Avenue	340,000	0	340,000	22	0	7	0
20	1984	Fairbanks	Hamilton Avenue	274,000	0	274,000	22	0	7	0
20	1984	Fairbanks	Unspecified Roads	638,100	0	638,100	22	0	7	0
20	1984	Fairbanks	N. Miller Hill Road	30,000	0	30,000	22	0	3	0
20	1984	Fairbanks	Chena Hot Springs Road	70,000	0	70,000	22	0	3	0
20	1984	Fairbanks	Chena Ridge Road	1,300,000	0	1,300,000	22	0	3	0
20	1984	Fairbanks	University Ave	163,000	0	163,000	22	0	3	0
20	1984	Fairbanks	Silver Fox Mine	155,000	0	155,000	45	0	9	0
20	1984	Fairbanks	School Safety	196,000	0	196,000	24	0	13	0
20	1984	Fairbanks	Steese Highway	160,000	0	160,000	24	0	13	0
20	1984	Fairbanks	Ballaine Road	50,000	0	50,000	24	0	13	0
20	1984	Fairbanks	Bridges	306,000	0	306,000	24	0	13	0
20	1984	Fairbanks	Multiple Roads	200,000	0	200,000	24	0	13	0
20	1984	Fairbanks	Steese Highway	104,000	0	104,000	24	0	13	0
20	1984	Fairbanks	Chena Ridge Road	1,200,000	0	1,200,000	24	0	13	0
20	1984	Fairbanks	District K LRSA	2,000,000	0	2,000,000	24	0	43	0
20	1984	Fairbanks	Unspecified LRSA	500,000	0	500,000	24	0	45	0
20	1984	Fairbanks	District J LRSA	1,000,000	0	1,000,000	24	0	45	0
20	1984	Fairbanks	Unspecified Roads	140,400	0	140,400	24	0	45	0
20	1984	Fairbanks	Newby LRSA	153,000	0	153,000	24	0	44	0
20	1984	Fairbanks	Arctic Fox LRSA	276,000	0	276,000	24	0	44	0
20	1984	Fairbanks	Diane LRSA	373,000	0	373,000	24	0	44	0
20	1984	Fairbanks	Highway Park Rd Svc Area	419,000	0	419,000	24	0	44	0
20	1984	Fairbanks	Kris Kringle LRSA	279,000	0	279,000	24	0	44	0
20	1984	Fairbanks	Farmers Loop Road	82,000	946,000	1,028,000	24	0	64	0
20	1984	Fairbanks	Badger Road	74,700	859,000	933,700	24	0	64	0
20	1984	Fairbanks	Unspecified Roads	200,000	2,300,000	2,500,000	24	0	64	0
20	1984	Fairbanks	Ballaine Road	135,000	0	135,000	24	0	64	0
20	1984	Fairbanks	College Road	1,900,000	0	1,900,000	171	319	57	0
20	1984	Fairbanks	Airport Way	1,100,000	0	1,100,000	171	319	57	0
20	1984	Fairbanks	Vue Crest Roads	300,000	0	300,000	171	319	77	0
				15,428,200	4,105,000	19,533,200				Sum
Number of Observations: 36										
20	1985	Fairbanks	Cushman Street	370,000	0	370,000	96	0	18	0
20	1985	Fairbanks	Unspecified Roads	4,300,000	0	4,300,000	96	0	37	0
20	1985	Fairbanks	Farmers Loop Road	0	12,240,000	12,240,000	96	0	17	0

ED	YEAR	AFFECTED COMMUNITY	ROAD (IF SPECIFIED)	APPVD'D GF	APPVD'D OF	TOTAL	CHP	SEC	PG	LN	
22	1984	Buckland	Dumpsite Road	300,000	0	300,000	22	0	8	0	
22	1984	Kaktovik	Unspecified Roads	500,000	0	500,000	171	319	77	0	
22	1984	Kiana	Beach Access Road	300,000	0	300,000	22	0	8	0	
22	1984	Kiana	Street Lighting	25,000	0	25,000	22	0	8	0	
22	1984	Kotzebue	Unspecified Roads	700,000	0	700,000	24	0	64	0	
22	1984	Noatak	Unspecified Roads	500,000	0	500,000	24	0	64	0	
22	1984	Noorvik	Dumpsite Road	500,000	0	500,000	22	0	8	0	
22	1984	Noorvik	Bridge Repairs	33,600	0	33,600	24	0	35	0	
22	1984	Nuiqsut	Unspecified Roads	55,500	0	55,500	24	0	45	0	
22	1984	Point Lay	Dumpsite Road	400,000	0	400,000	171	319	77	0	
22	1984	Selawik	Selawik Boardwalk	75,000	0	75,000	22	0	8	0	
22	1984	Shungnak	Bridge Repairs	60,000	0	60,000	22	0	8	0	
22	1984	Wainwright	Dumpsite Road	300,000	0	300,000	22	0	8	0	
				4,074,100	0	4,074,100					Sum
Number of Observations:		15									
22	1985	Nuiqsut	Prudhoe Bay-Nuiqsut	0	13,000,000	13,000,000	96	0	18	0	
				0	13,000,000	13,000,000					Sum
Number of Observations:		1									
				4,844,100	13,000,000	17,844,100					Sum
Number of Observations:		21									
23	1983		Pilgrim Hot Springs Road	800,000	0	800,000	10	0	7	0	
23	1983		Home-Taylor Highway	120,000	1,380,000	1,500,000	107	34	77	0	
23	1983		Home-Council Highway	560,000	6,440,000	7,000,000	107	34	77	0	
23	1983	Alakanuk	Street Lighting	10,000	0	10,000	107	34	106	0	
23	1983	Gambell	Unspecified Roads	85,000	0	85,000	107	34	107	0	
23	1983	Koyuk	Unspecified Roads	100,000	0	100,000	107	34	115	0	
23	1983	Nome	Unspecified Roads	700,000	1,400,000	2,100,000	107	34	77	0	
23	1983	Savoonga	Street Lighting	10,000	0	10,000	107	34	108	0	
23	1983	Scammon Bay	Street Lighting	10,000	0	10,000	107	34	108	0	
23	1983	Unalakleet	Unspecified Roads	1,150,000	0	1,150,000	10	0	28	0	
23	1983	Wales	Lopp Lagoon Road	100,000	0	100,000	107	34	115	0	

LD	YEAR	AFFECTED COMMUNITY	ROAD (IF SPECIFIED)	APPVD'D GF	APPVD'D OF	TOTAL	CHP	SEC	PG	LN
24	1983	Aniak	Unspecified Roads	50,000	0	50,000	107	34	115	0
24	1983	Chalkyitsik	Unspecified Roads	97,000	0	97,000	107	34	122	0
24	1983	Crooked Creek	Unspecified Roads	50,000	0	50,000	107	34	122	0
24	1983	Fort Yukon	Unspecified Roads	250,000	0	250,000	107	34	115	0
24	1983	Grayling	Bridge Repairs	100,000	0	100,000	107	34	115	0
24	1983	Hughes	Unspecified Roads	100,000	0	100,000	10	0	28	0
24	1983	McGrath	Heavy Equipment	200,000	0	200,000	107	34	116	0
24	1983	Nulato	Unspecified Roads	75,000	0	75,000	107	34	116	0
24	1983	Red Devil	Unspecified Roads	30,000	0	30,000	107	34	122	0
24	1983	Ruby	Unspecified Roads	240,000	0	240,000	10	0	28	0
24	1983	Russian Mission	Unspecified Roads	210,000	0	210,000	10	0	23	0
24	1983	Russian Mission	Unspecified Roads	50,000	0	50,000	107	34	116	0
24	1983	Shageluk	Street Lighting	10,000	0	10,000	107	34	109	0
24	1983	Sleetmute	Unspecified Roads	125,000	0	125,000	10	0	32	0
24	1983	St Marys	Unspecified Roads	140,000	0	140,000	10	0	29	0
24	1983	Takotna	Unspecified Roads	25,000	0	25,000	107	34	122	0
24	1983	Tuluksak	Unspecified Roads	280,000	0	280,000	10	0	28	0
				2,572,000	0	2,572,000				Sum

Number of Observations: 19

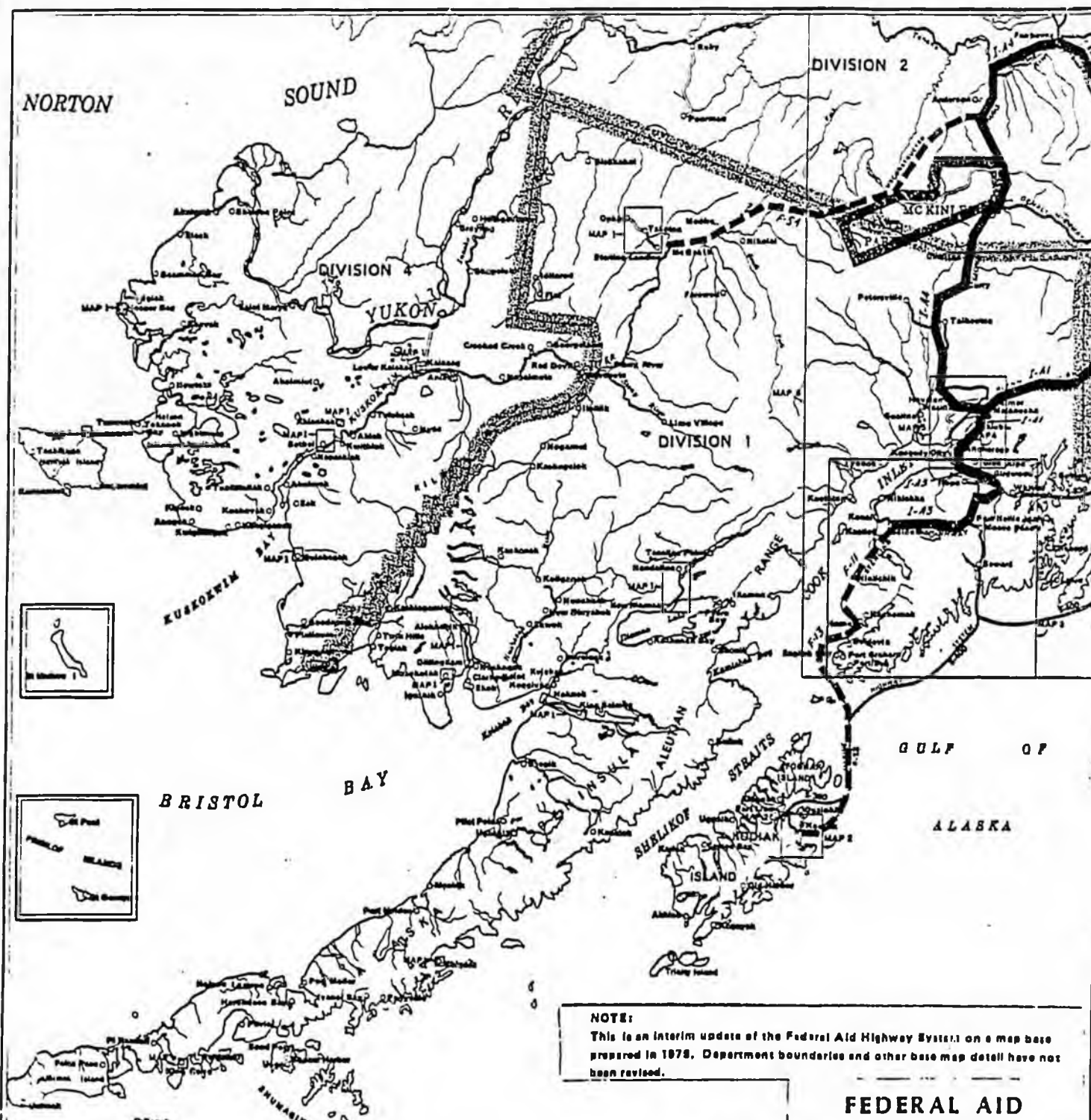
24	1984	Arctic Village	Unspecified Roads	50,000	0	50,000	24	0	49	0
24	1984	Fort Yukon	Unspecified Roads	200,000	0	200,000	24	0	45	0
24	1984	Grayling	Roads & Equipment	250,000	0	250,000	24	0	46	0
24	1984	Huslia	Street Lighting	5,000	0	5,000	171	319	77	0
24	1984	Kaltag	Unspecified Roads	200,000	0	200,000	24	0	46	0
24	1984	Koyukuk	Roads & Equipment	200,000	0	200,000	24	0	46	0
24	1984	Nulato	Unspecified Roads	75,000	0	75,000	24	0	46	0
24	1984	Ruby	Unspecified Roads	190,000	0	190,000	24	0	46	0
24	1984	Ruby	Boardwalk	75,000	0	75,000	24	86	15	0
24	1984	Ruby	Boardwalk	75,000	0	75,000	171	88	15	0
24	1984	Sleetmute	Roads & Equipment	200,000	0	200,000	24	0	50	0
24	1984	Tanana	Unspecified Roads	200,000	0	200,000	24	0	46	0
24	1984	Tuluksak	Roads & Equipment	300,000	0	300,000	24	0	46	0

ED	YEAR	AFFECTED COMMUNITY	ROAD (IF SPECIFIED)	APPVD'D GF	APPVD'D OF	TOTAL	CHP	SEC	PG	LN		
				1,847,000	0	1,847,000						Sum
Number of Observations:		7										
25	1985	Kwethluk	Unspecified Roads	250,000	0	250,000	96	0	42	0		
				250,000	0	250,000						Sum
Number of Observations:		1										
25	1986	Kipnuk	Kipnuk HS Footbridge	80,000	0	80,000	128	3	12	11		
25	1986	Quinhagak	Unspecified Roads	7,500	0	7,500	128	3	32	10		
				87,500	0	87,500						Sum
Number of Observations:		2										
				3,169,500	0	3,169,500						Sum
Number of Observations:		15										
26	1983		Nondalton/Newhalen Road	1,000,000	0	1,000,000	10	0	5	0		
26	1983		Nondalton/Newhalen Road	500,000	0	500,000	107	34	75	0		
26	1983		Naknek-King Salmon Road	150,000	0	150,000	107	34	75	0		
26	1983		Naknek-King Salmon Road	200,000	0	200,000	106	205	39	0		
26	1983	Dillingham	Unspecified Roads	572,000	0	572,000	10	0	29	0		
26	1983	Dillingham	Unspecified Roads	400,000	0	400,000	107	34	117	0		
26	1983	New Stuyahok	Unspecified Roads	300,000	0	300,000	107	34	117	0		
26	1983	South Naknek	Beach Access Road	75,000	0	75,000	107	34	117	0		
26	1983	Togiak	Unspecified Roads	75,000	0	75,000	107	34	117	0		
26	1983	Unalaska	Bridge Repairs	35,000	0	35,000	107	34	117	0		
				3,307,000	0	3,307,000						Sum
Number of Observations:		10										
26	1984		Naknek-King Salmon Road	2,300,000	0	2,300,000	24	0	62	0		
26	1984		Nondalton-Iliamna Road	1,000,000	0	1,000,000	24	0	63	0		
26	1984		Nondalton/Newhalen Road	1,500,000	0	1,500,000	171	319	56	0		

92 1984 Knik Arm Crossing 400,000 4,622,000 5,022,000 24 0 62 0
 Page 33 of APPROPRIATIONS FOR ROADS AND BIKE/PEDESTRIAN PATHS, SLA 1983 THROUGH SLA 1986, BY ELECTION DISTRICT

ED	YEAR	AFFECTED COMMUNITY	ROAD (IF SPECIFIED)	APPVD'D GF	APPVD'D OF	TOTAL	CHP	SEC	PG	LN
92	1984		Knik Arm Crossing	1,000,000	0	1,000,000	171	319	56	0
				1,645,000	5,597,000	7,242,000				Sum
Number of Observations:										3
92	1985			0	3,420,000	3,420,000	96	0	14	0
92	1985		Federal Match	5,765,000	0	5,765,000	96	0	13	0
				5,765,000	3,420,000	9,185,000				Sum
Number of Observations:										2
92	1986		Federal Match	6,050,000	0	6,050,000	128	3	13	4
92	1986		Federal Match	850,000	0	850,000	130	154	32	25
				6,900,000	0	6,900,000				Sum
Number of Observations:										2
				15,612,000	18,065,000	33,677,000				Sum
Number of Observations:										9
94	1983		Unspecified Roads	315,000	3,617,000	3,932,000	107	34	77	0
94	1983		Unspecified Roads	50,000	450,000	500,000	107	34	77	0
				365,000	4,067,000	4,432,000				Sum
Number of Observations:										2
94	1985		Federal Match	7,050,000	0	7,050,000	96	0	17	0
94	1985		Preliminary Engineering	0	12,040,000	12,040,000	96	0	17	0

ED YEAR	AFFECTED COMMUNITY	ROAD (IF SPECIFIED)	APPVD'D GF	APPVD'D OF	TOTAL	CHP	SEC	PG	LN
			10,269,000	41,721,000	51,990,000				Sum
Number of Observations:		6							
99 1984		Bridges	281,800	1,127,200	1,409,000	24	0	61	0
99 1984		Unspecified Roads	3,500,000	0	3,500,000	24	0	61	0
99 1984		Various LRSA	3,000,000	0	3,000,000	171	319	56	0
			6,781,800	1,127,200	7,909,000				Sum
Number of Observations:		3							
99 1985		Bridges	920,000	3,680,000	4,600,000	96	0	12	0
99 1985		Various LRSA	1,150,000	0	1,150,000	96	0	12	0
99 1985		Unspecified Roads	390,000	3,400,000	3,790,000	96	0	0	0
99 1985		Planning	500,000	1,430,000	1,930,000	96	0	12	0
			2,960,000	8,510,000	11,470,000				Sum
Number of Observations:		4							
99 1986		Planning	320,000	1,430,000	1,750,000	128	3	12	15
99 1986		Bridges	967,000	4,500,000	5,467,000	128	3	12	24
99 1986		Unspecified Roads	433,000	3,900,000	4,333,000	128	3	12	23
			1,720,000	9,830,000	11,550,000				Sum
Number of Observations:		3							
			21,730,800	61,188,200	82,919,000				Sum
Number of Observations:		16							
			455,235,882	844,300,300	1,299,536,182				Sum
Number of Observations:		792							

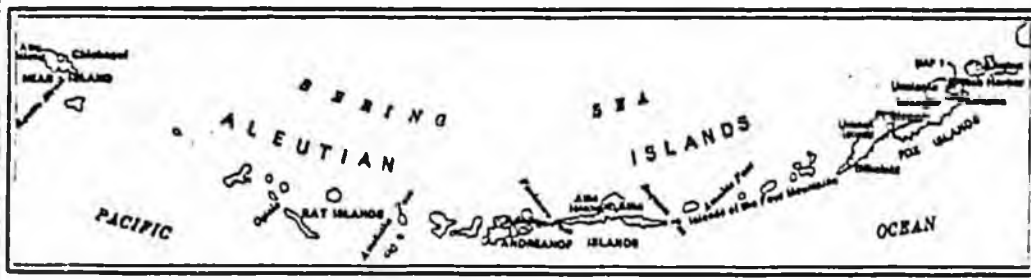


NOTE:
 This is an interim update of the Federal Aid Highway System on a map base prepared in 1978. Department boundaries and other base map detail have not been revised.

**FEDERAL AID
 HIGHWAY SYSTEMS
 FEBRUARY 1987**
 6 INDEX MAPS -- MAPS 1-14
 Prepared By

ALASKA DEPARTMENT OF TRANSPORTATION
 AND PUBLIC FACILITIES
 In Cooperation With
 U. S. DEPARTMENT OF TRANSPORTATION
 FEDERAL HIGHWAY ADMINISTRATION

- LEGEND**
- Interstate.....
 - Primary.....
 - Secondary.....
 - Urban.....



GULF
OF
ALASKA

NOTE:
This is an aerial edition of the Federal Aid Highway System as a map first prepared in 1976. Department boundaries and other base map details have been removed.

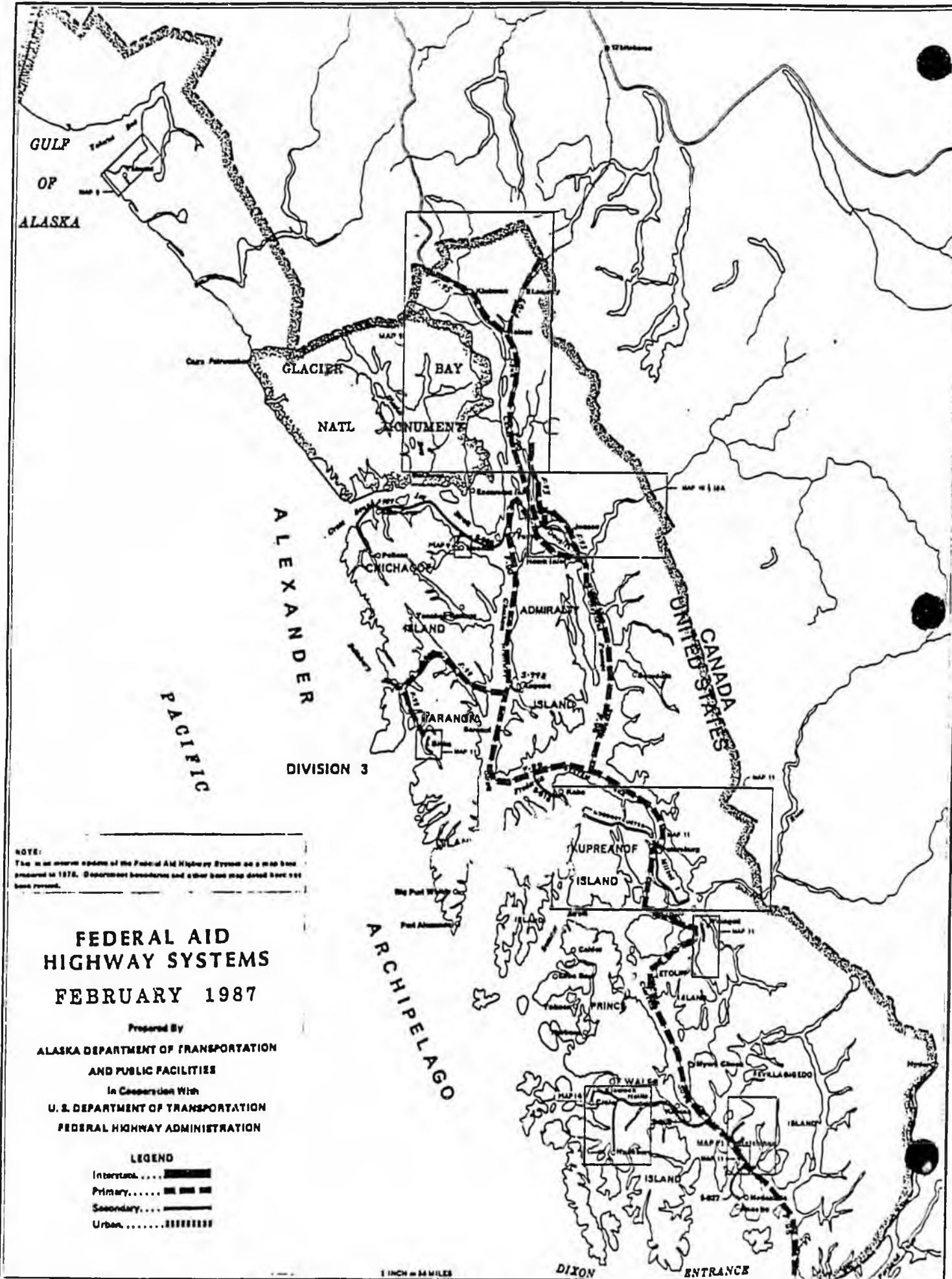
FEDERAL AID HIGHWAY SYSTEMS FEBRUARY 1987

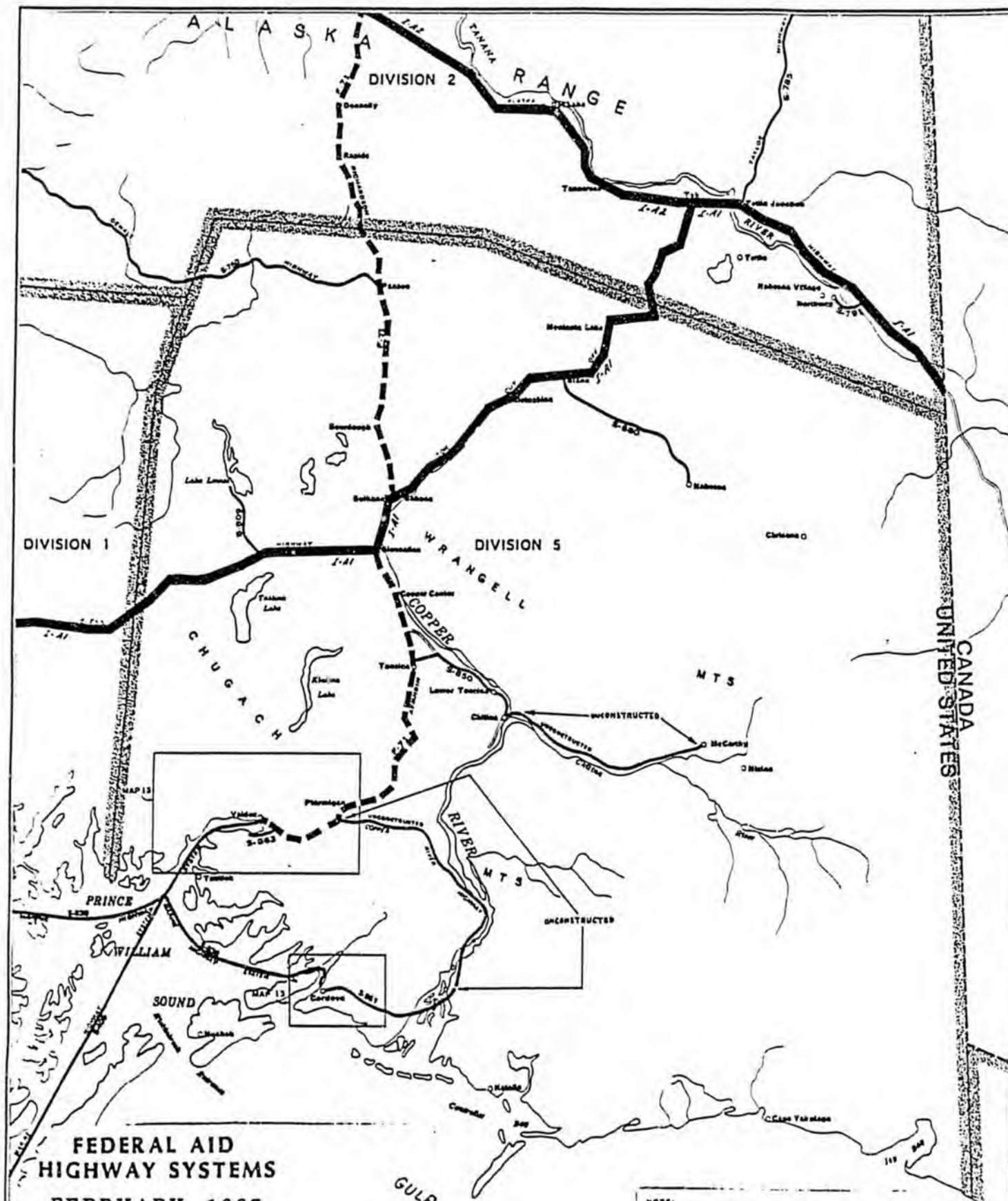
Prepared By
ALASKA DEPARTMENT OF TRANSPORTATION
AND PUBLIC FACILITIES
In Cooperation With
U. S. DEPARTMENT OF TRANSPORTATION
FEDERAL HIGHWAY ADMINISTRATION

LEGEND
Interstate
Primary
Secondary
Urban

1 INCH = 50 MILES

INDEX MAP



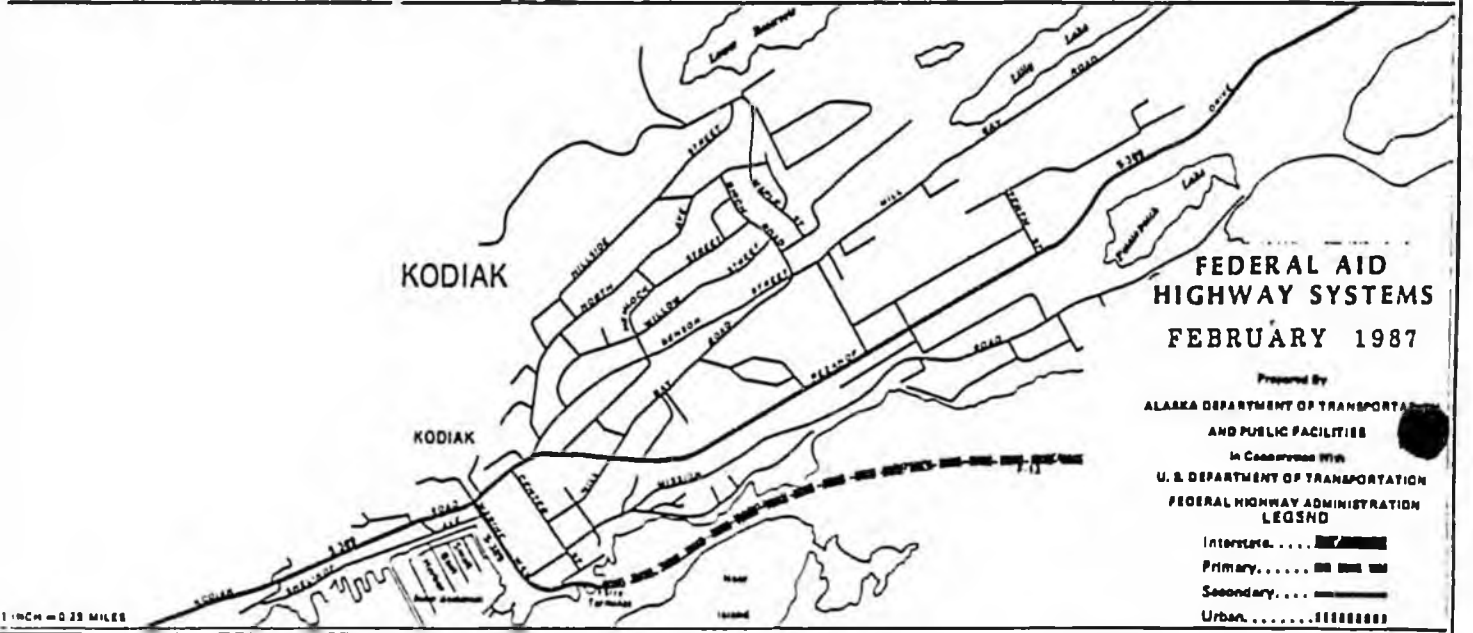
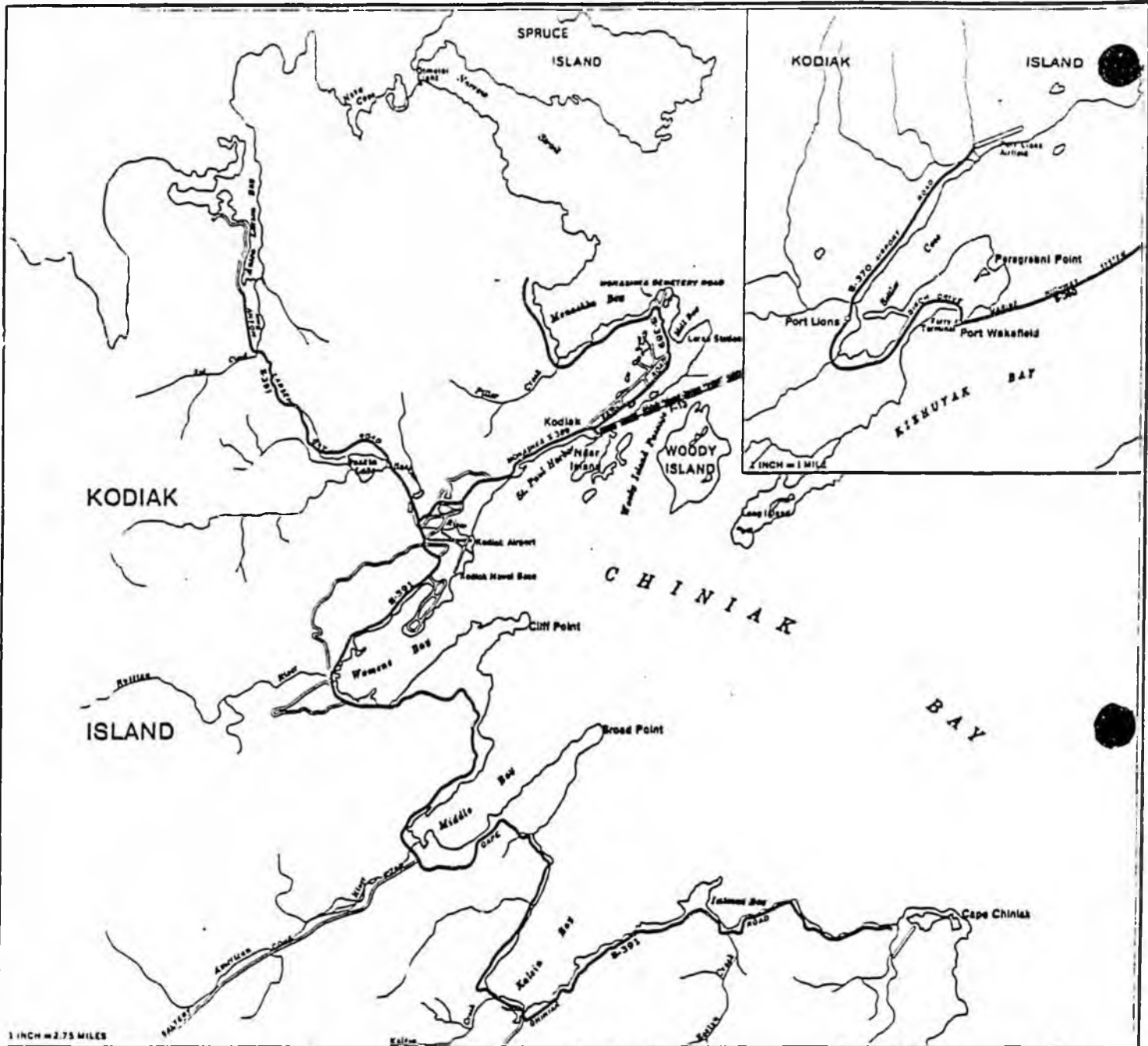


**FEDERAL AID
HIGHWAY SYSTEMS
FEBRUARY 1987**

Prepared By
**ALASKA DEPARTMENT OF TRANSPORTATION
 AND PUBLIC FACILITIES**
 In Cooperation With
**U. S. DEPARTMENT OF TRANSPORTATION
 FEDERAL HIGHWAY ADMINISTRATION**

LEGEND
 Interstate
 Primary
 Secondary
 Urban

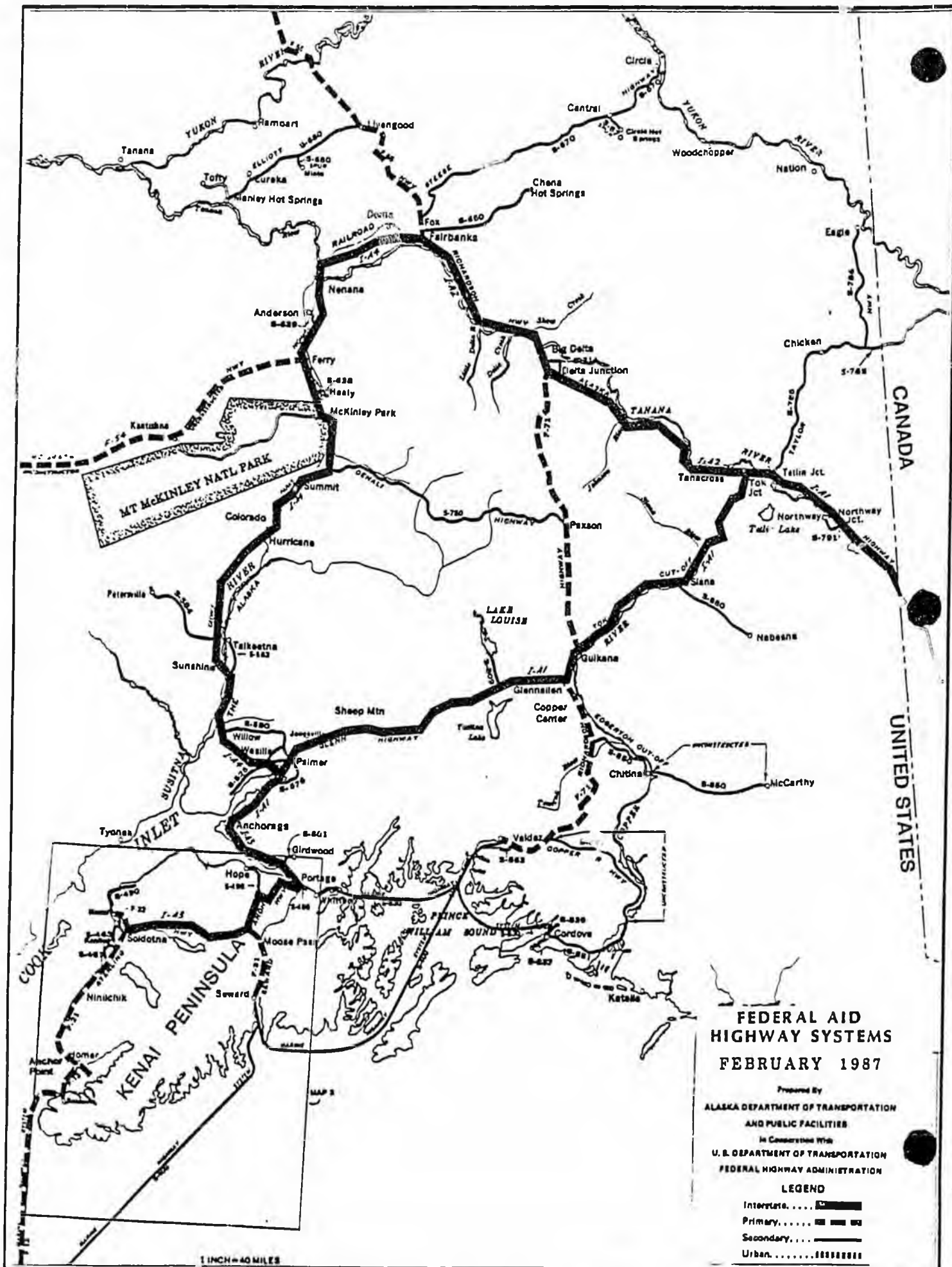
NOTE:
 This is an interim update of the Federal Aid Highway System on a map base prepared in 1976. Department boundaries and other base map detail have not been revised.



**FEDERAL AID
HIGHWAY SYSTEMS
FEBRUARY 1987**

Prepared By
ALASKA DEPARTMENT OF TRANSPORTATION
AND PUBLIC FACILITIES
In Cooperation With
U. S. DEPARTMENT OF TRANSPORTATION
FEDERAL HIGHWAY ADMINISTRATION
LEGEND

- Interstate
- Primary
- Secondary
- Urban



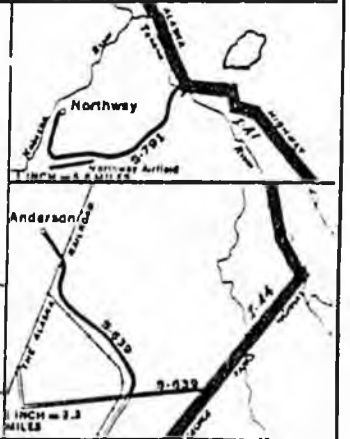
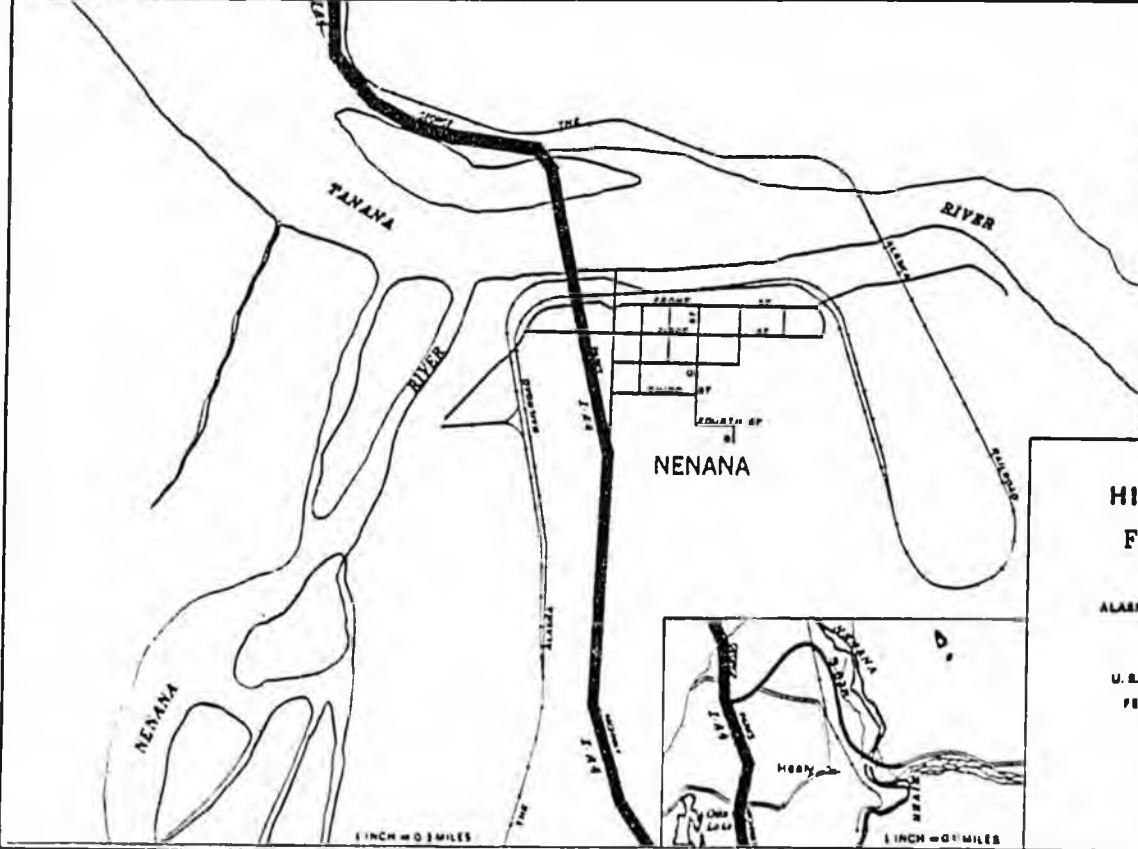
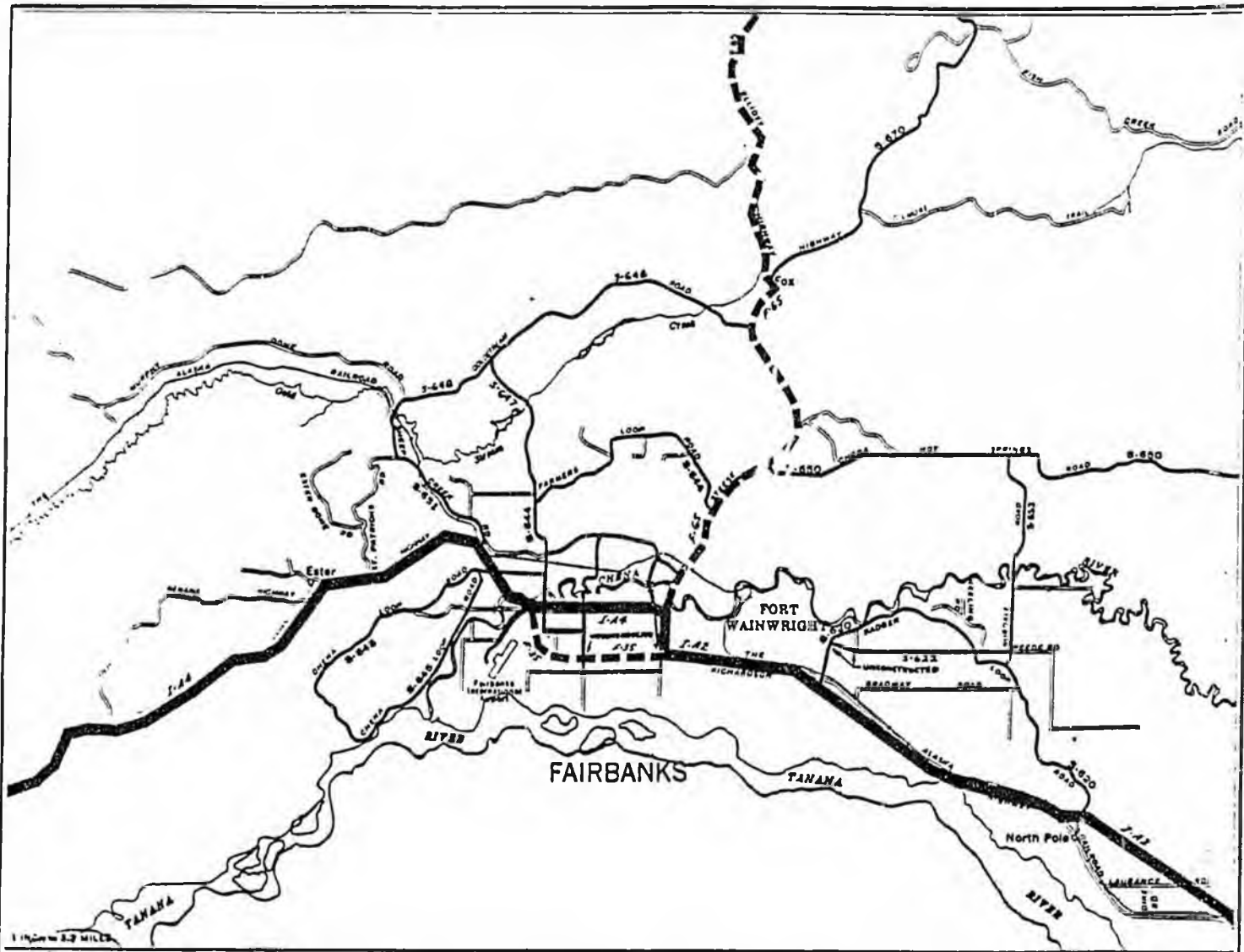
**FEDERAL AID
HIGHWAY SYSTEMS
FEBRUARY 1987**

Prepared By
ALASKA DEPARTMENT OF TRANSPORTATION
AND PUBLIC FACILITIES
In Cooperation With
U. S. DEPARTMENT OF TRANSPORTATION
FEDERAL HIGHWAY ADMINISTRATION

LEGEND

- Interstate [thick solid line]
- Primary [dashed line]
- Secondary [thin solid line]
- Urban [dotted line]

1 INCH = 40 MILES

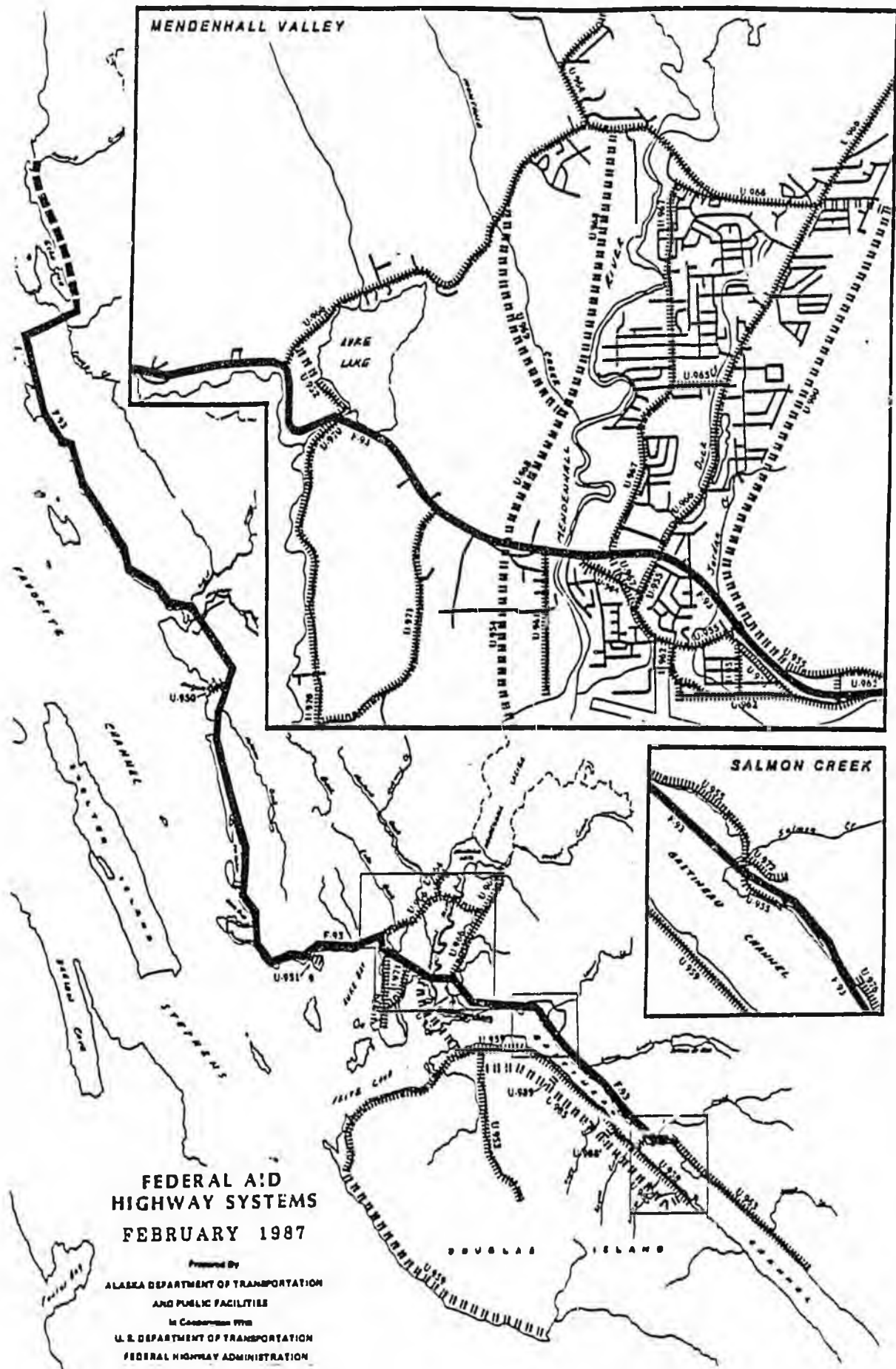


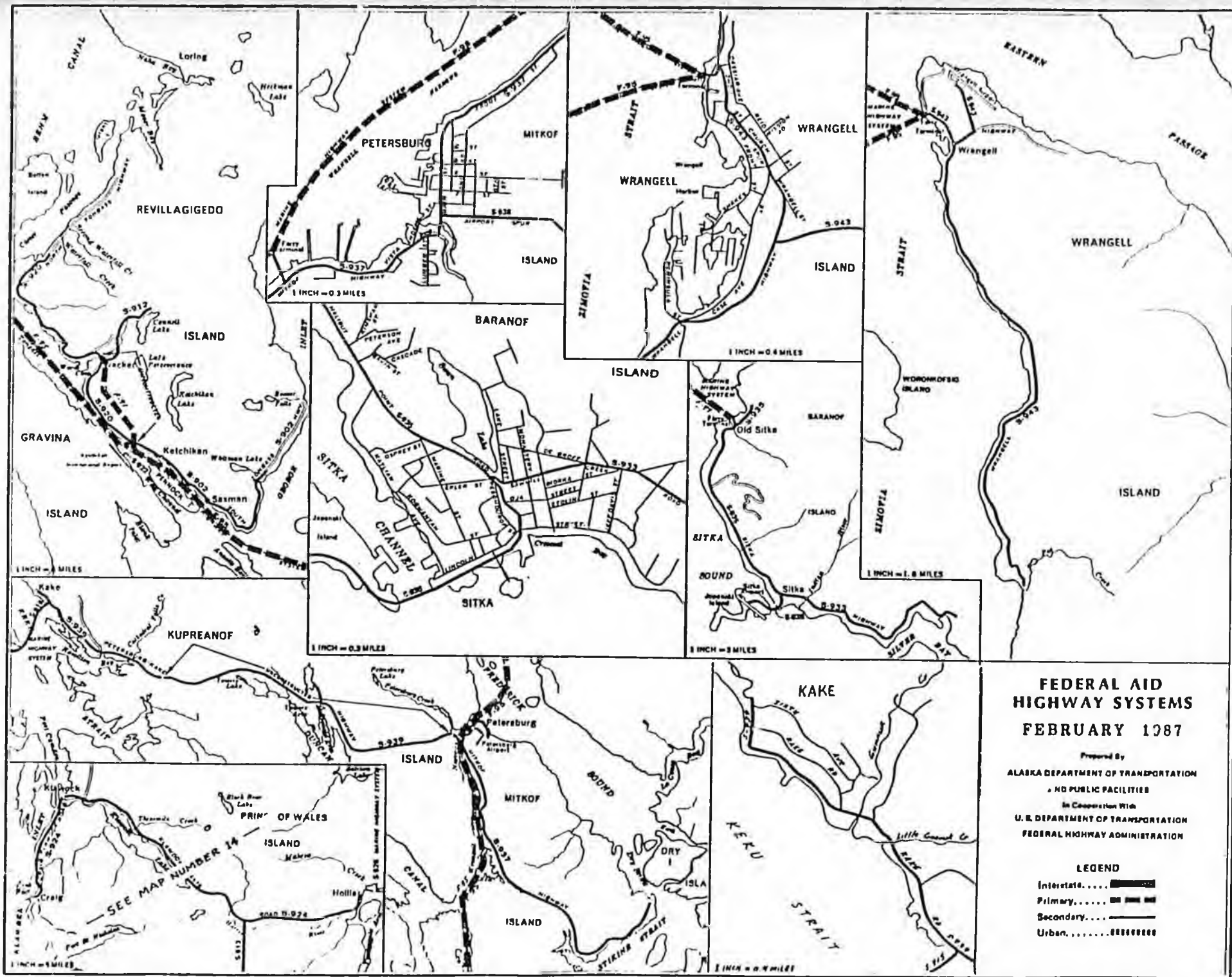
**FEDERAL AID
HIGHWAY SYSTEMS
FEBRUARY 1987**

Prepared By
**ALASKA DEPARTMENT OF TRANSPORTATION
AND PUBLIC FACILITIES**
In Cooperation With
**U. S. DEPARTMENT OF TRANSPORTATION
FEDERAL HIGHWAY ADMINISTRATION**

LEGEND

- Interstate
- Primary
- Secondary
- Urban

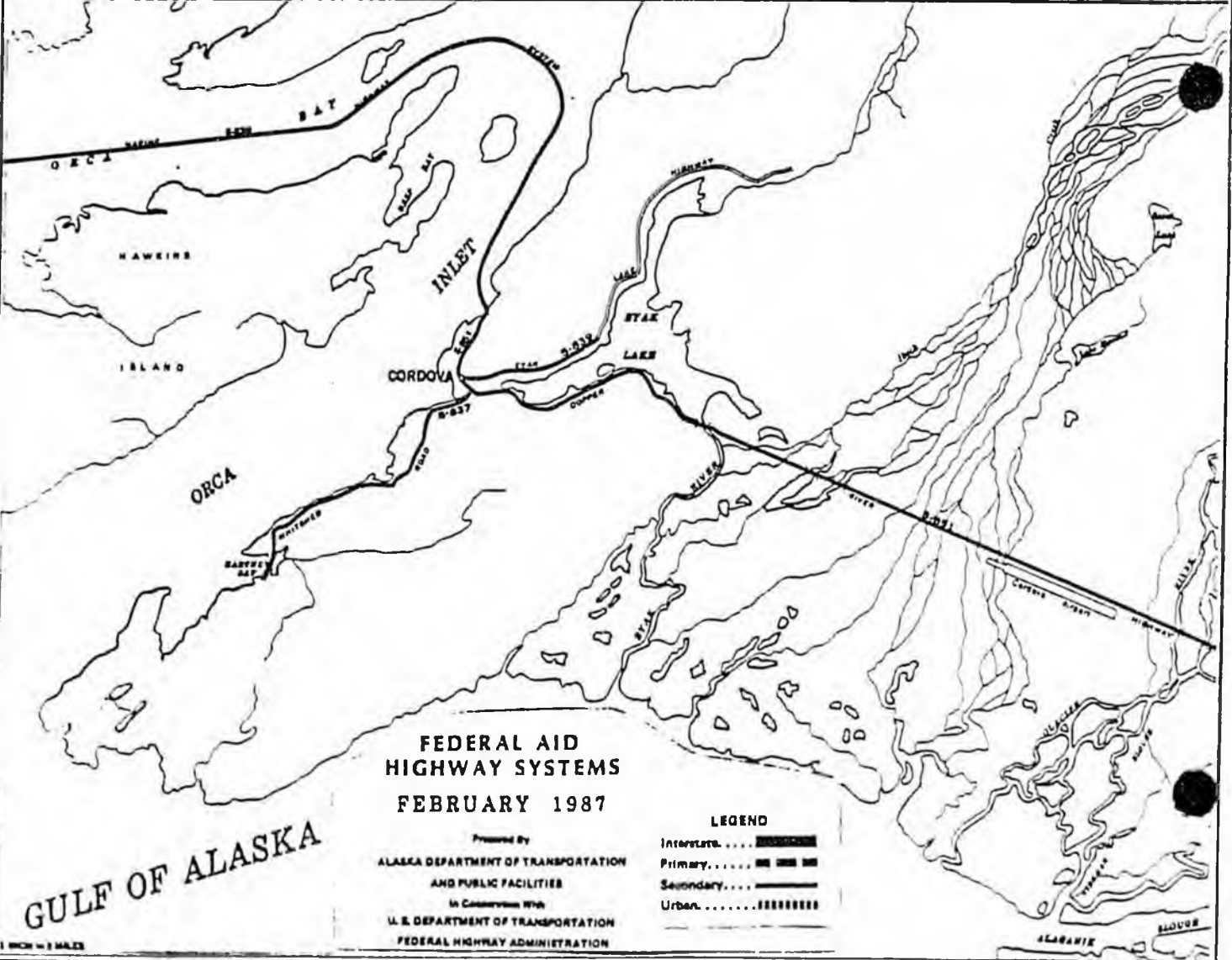
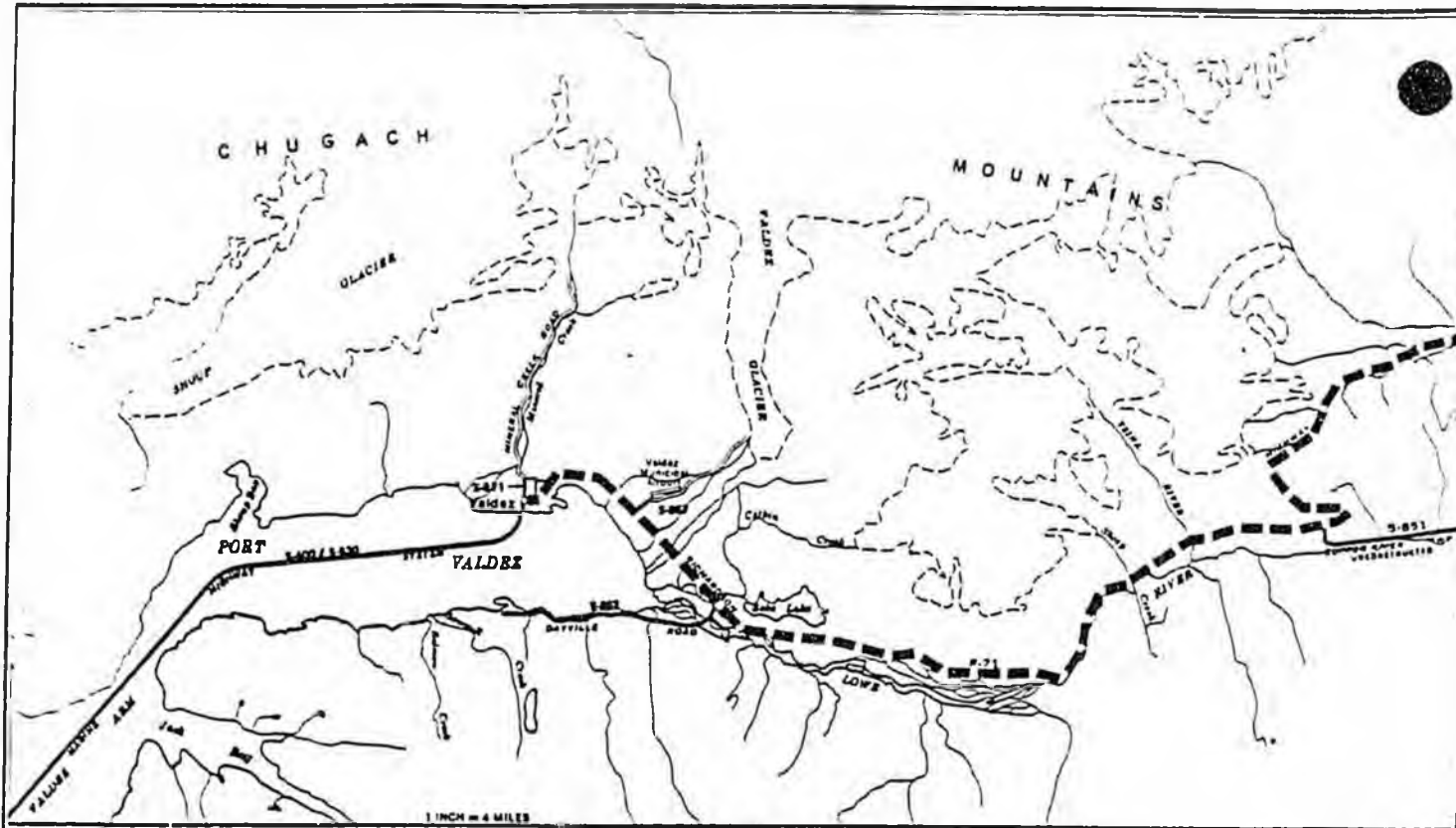




**FEDERAL AID
HIGHWAY SYSTEMS
FEBRUARY 1987**

Prepared By
ALASKA DEPARTMENT OF TRANSPORTATION
& NO PUBLIC FACILITIES
In Cooperation With
U. S. DEPARTMENT OF TRANSPORTATION
FEDERAL HIGHWAY ADMINISTRATION

LEGEND
 Interstate.....
 Primary.....
 Secondary.....
 Urban.....



**FEDERAL AID
HIGHWAY SYSTEMS
FEBRUARY 1987**

Prepared By
ALASKA DEPARTMENT OF TRANSPORTATION
AND PUBLIC FACILITIES
In Cooperation With
U. S. DEPARTMENT OF TRANSPORTATION
FEDERAL HIGHWAY ADMINISTRATION

- LEGEND**
- Interstate [thick dashed line]
 - Primary [dashed line]
 - Secondary [solid line]
 - Urban [dotted line]

ATTACHMENT A
Dollars Spent on Interstate System
Source: Federal-Aid Highway Fund (Juneau Office--
Federal Highway Administration)



ALASKA STATE LEGISLATURE
HOUSE OF REPRESENTATIVES
RESEARCH AGENCY

P.O. Box Y, State Capitol
Juneau, Alaska 99811-3100
Mail Stop 3100
(907) 465-3991

May 15, 1987

MEMORANDUM

TO:

ATTN:

FROM: Mary Jennings
Legislative Analyst

RE: Federal Funding of Interstate Systems and Bike Paths
Research Request 87.304

You requested that we provide the following information: 1) the amount of federal-aid highway funds that were appropriated for interstate systems and bike paths during FY 84 - FY 87; 2) the mileage of the interstate systems; 3) the amount of federal-aid highway funds that have been appropriated to the Bethel area since FY 78; and 4) the amount of General Funds for highway projects that were appropriated to each election district during FY 84 - FY 87.

Bike Paths. During FY 84 - FY 87 no federal-aid highway funds were appropriated for the construction of recreational bike paths. During this time, recreational bike path projects were funded entirely with General Funds. According to Tommy Heinrich, Director of Design and Construction for the Central Region of the Department of Transportation and Public Facilities (DOT/PF), federal-aid highway funds may be used to construct bike paths in conjunction with approved federal-aid highway projects. Mr. Heinrich stated that under federal regulations, the bike paths may only be constructed in order to fulfill the following specific transportation need: separating bicyclists from traffic in order to move the bicyclist between residential and urban areas. Mr. Heinrich added that a bike path constructed in the state in conjunction with a federal-aid highway project costs between \$50 to \$75 per foot.

Interstate Systems. Table 1 lists the mileage of the four interstate systems in Alaska. Attachment A provides a breakdown of federal-aid highway funds spent in Alaska during FY 84 - FY 87 for various types of road systems, including interstate systems.

ATTACHMENT B
Appropriations for Roads and Bike/Pedestrian Paths,
SLA 1983 - SLA 1986, by Election District
Source: Division of Budget Review

TABLE 2
 APPROPRIATIONS FOR ROADS AND BIKE/PEDESTRIAN PATHS BY ELECTION DISTRICT FY 84 - 87
 (Thousands of Dollars)

DISTRICT NAME	HOUSE ELECTION DISTRICT	FY 84						FY 85					
		APPROVED GENERAL FUNDS	APPROVED FEDERAL FUNDS	TOTAL	% OF TOTAL G.F.	% OF TOTAL F.F.	% OF TOTAL	APPROVED GENERAL FUNDS	APPROVED FEDERAL FUNDS	TOTAL	% OF TOTAL G.F.	% OF TOTAL F.F.	% OF TOTAL
KETCHIKN-WRANGL-PETRSBG	1	\$3,630.0	\$0.0	\$3,630.0	2.8%	0.0%	1.1%	\$8,078.0	\$7,222.0	\$15,300.0	4.8%	10.1%	6.4%
INSIDE PASSAGE	2	2,528.9	1,788.0	4,316.9	1.9%	0.9%	1.3%	2,842.0	4,508.0	7,350.0	1.7%	6.3%	3.1%
BARANOF-CHICHAGOF	3	4,485.0	0.0	4,485.0	3.4%	0.0%	1.4%	2,970.0	0.0	2,970.0	1.8%	0.0%	1.2%
JUNEAU	4	7,586.0	3,864.0	11,450.0	5.8%	1.9%	3.5%	3,618.0	2,852.0	6,470.0	2.1%	4.0%	2.7%
KENAI-COOK INLET	5	5,122.0	0.0	5,122.0	3.9%	0.0%	1.5%	14,794.4	0.0	14,794.4	8.7%	0.0%	6.1%
PRINCE WILLIAM SOUND	6	90.0	1,039.0	1,129.0	0.1%	0.5%	0.3%	3,084.0	3,036.0	6,120.0	1.8%	4.2%	2.5%
ANCHORAGE	7-15	45,778.4	119,958.0	165,736.4	35.0%	59.7%	50.0%	65,304.7	15,544.0	80,848.7	38.6%	21.7%	33.6%
MATANUSKA-SUSITNA	16	7,180.2	10,795.0	17,975.2	5.5%	5.4%	5.4%	7,436.9	368.0	7,804.9	4.4%	0.5%	3.2%
INTERIOR HIGHWAYS	17	20,145.5	33,397.0	53,542.5	15.4%	16.6%	16.1%	4,478.8	32,902.0	37,280.8	2.6%	45.7%	15.5%
FAIRBANKS	18-21	18,001.1	20,020.0	38,021.1	13.2%	10.0%	11.5%	20,991.0	5,402.2	26,393.2	12.4%	7.5%	11.0%
NORTH SLOPE-KOTZEBUE	22	770.0	0.0	770.0	0.6%	0.0%	0.2%	4,074.1	0.0	4,074.1	2.4%	0.0%	1.7%
NORTON SOUND	23	3,645.0	9,220.0	12,865.0	2.8%	4.6%	3.9%	2,057.0	0.0	2,057.0	1.2%	0.0%	0.9%
INTERIOR RIVERS	24	2,572.0	0.0	2,572.0	2.0%	0.0%	0.8%	2,020.0	0.0	2,020.0	1.2%	0.0%	0.8%
LOWER KUSKOKWIM	25	985.0	0.0	985.0	0.8%	0.0%	0.3%	1,874.0	0.0	1,874.0	1.1%	0.0%	0.8%
BRISTOL BAY-ALEUTIAN IS	26	3,307.0	0.0	3,307.0	2.5%	0.0%	1.0%	6,391.6	0.0	6,391.6	3.8%	0.0%	2.7%
KODIAK-EAST AK PENINSULA	27	4,921.0	900.0	5,821.0	3.8%	0.4%	1.8%	19,142.0	0.0	19,142.0	11.3%	0.0%	7.9%
TOTAL		\$130,747.1	\$200,981.0	\$331,728.1				\$169,156.5	\$71,734.2	\$240,890.7			

Note: Data do not include regionwide or statewide appropriations.

Prepared by the House Research Agency, May 1987 (87.3048; 870508-01).

ATTACHMENT B
Appropriations for Roads and Bike/Pedestrian Paths,
SLA 1983 - SLA 1986, by Election District
Source: Division of Budget Review

STATE OF ALASKA
DIVISION OF BUDGET REVIEW

DATE: 05/12/87
TIME: 14:31:46
PROG: ROADRPT3

Page 1 of APPROPRIATIONS FOR ROADS AND BIKE/PEDESTRIAN PATHS, SLA 1983 THROUGH SLA 1984, BY ELECTION DISTRICT

ED	YEAR	AFFECTED COMMUNITY	TYPE OF FACILITY	ROAD (IF SPECIFIED)	DESCRIPTION	APPVD'D GF	APPVD'D OF	TOTAL	CHP	SEC	PG	LN
1	1983	Ketchikan	Roads	Schoenbar-Quinn	Ketchikan-Schoenbar/Quinn Intertie Route	1,500,000	0	1,500,000	10	0	7	0
1	1983	Ketchikan	Roads	Unspecified Roads	Ketchikan-Street Improvement Project	1,630,000	0	1,630,000	10	0	24	0
1	1983	Ketchikan	Bike/Pedestrian Paths	Creek Street	Ketchikan-Creek Street Foot Bridge	200,000	0	200,000	10	0	24	0
1	1983	Ketchikan	Roads	Unspecified Roads	Ketchikan-Mt Pt & Mud Bight Subdiv'n Imp	300,000	0	300,000	107	34	110	0
						3,430,000	0	3,430,000				Sum
Number of Observations:		4										
1	1984	Ketchikan	Roads	Schoenbar-Quinn	Ketchikan-Schoenbar/Quinn Street Intertie	800,000	0	800,000	22	0	4	0
1	1984	Ketchikan	Roads	Ketchikan Bypass	Ketchikan Gateway Boro-Bypass Route	3,034,100	0	3,034,100	24	0	40	0
1	1984	Ketchikan	Roads	Tongass Highway	North Tongass Hwy Phase I	320,000	3,680,000	4,000,000	24	0	66	0
1	1984	Ketchikan	Roads	Tongass Avenue	Tongass Avenue Traffic Management System	150,000	0	150,000	24	0	66	0
1	1984	Ketchikan	Roads	Tongass Avenue	Tongass Avenue Curb, Gutter and Sidewalk	200,000	0	200,000	24	0	66	0
1	1984	Ketchikan	Roads	Engineering/Design	Tongass Avenue Drainage Improvements	100,000	0	100,000	24	0	66	0
1	1984	Ketchikan	Roads	Paninsula Point	Ketchikan-Paninsula Point Paving	35,000	0	35,000	24	0	66	0
1	1984	Ketchikan	Roads	Ketchikan Bypass	Ketchikan Gateway Boro-Bypass Route	2,330,900	0	2,330,900	24	0	71	0
1	1984	Petersburg	Roads	Main Street	Petersburg-Main Street	72,000	828,000	900,000	24	0	66	0
1	1984	Hrangel	Roads	Hrangel Airport Road	Hrangel-Airport Road	36,000	414,000	450,000	24	0	66	0
1	1984	Hrangel	Roads	Zimovia Highway	Hrangel-Zimovia Highway	200,000	2,300,000	2,500,000	24	0	66	0
1	1984	Hrangel	Roads	Stikine Evergreen Street	Hrangel-Stikine Evergreen Street Paving	800,000	0	800,000	24	0	66	0
						8,078,000	7,222,000	15,300,000				Sum
Number of Observations:		12										
1	1985	Ketchikan	Roads	North Tongass Highway	N Tongass Hwy Median/Paving Phase II	0	5,400,000	5,400,000	96	0	19	0
1	1985	Ketchikan	Roads	Tongass Avenue	Tongass Ave Traffic Improvements	0	4,500,000	4,500,000	96	0	20	0
1	1985	Petersburg	Roads	Ferry Terminal to "H"	Petersburg-Ferry Terminal to H Street	0	450,000	450,000	96	0	20	0

Page 3 of APPROPRIATIONS FOR ROADS AND BIKE/PEDESTRIAN PATHS, SLA 1983 THROUGH SLA 1984, BY ELECTION DISTRICT

ED YEAR	AFFECTED COMMUNITY	TYPE OF FACILITY	ROAD (IF SPECIFIED)	DESCRIPTION	APPV'D GF	APPV'D OF	TOTAL	CHP	SEC	PG	LN	
2 1984	Skagway	Roads	Klondike Highway	Klondike Highway Surfacing	152,000	1,748,000	1,900,000	24	0	66	0	
2 1984	Yakutat	Roads	Unspecified Roads	Yakutat-Road and Street Projects	175,000	0	175,000	22	0	4	0	
					2,842,000	4,508,000	7,350,000					Sum

Number of Observations: 7

2 1985	Haines	Roads	Union Avenue	Union/2nd Ave Intersection Improvement	0	90,000	90,000	96	0	20	0	
2 1985	Hoonah	Roads		Arterial	0	2,070,000	2,070,000	96	0	19	0	
2 1985	Kake	Roads	Ferry Terminal to Gannuk	Ferry Terminal to Gannuk Creek	0	225,000	225,000	96	0	19	0	
2 1985	Kake	Roads	Kaku Road	Kaku Road Upgrade and Paving	0	2,025,000	2,025,000	96	0	19	0	
2 1985	Skagway	Roads	Dyaa Road	Dyaa Road Spot Improvements	0	450,000	450,000	96	0	20	0	
2 1985	Skagway	Roads	Unspecified Roads	Skagway-Street Paving Project	124,110	0	124,110	105	489	108	4	
2 1985	Skagway	Roads	Unspecified Roads	Street Paving Project	427,000	0	427,000	96	0	39	0	
2 1985	Yakutat	Roads	Aleak Road	Aleak Road Paving	0	1,350,000	1,350,000	96	0	20	0	
2 1985	Yakutat	Roads	Unspecified Roads	Road Projects	150,000	0	150,000	96	0	39	0	
					701,110	4,210,000	4,911,110					Sum

Number of Observations: 9

2 1986		Roads	Dyaa Road	Dyaa Road Impv: Klondike Hwy to Dyaa	0	3,780,000	3,780,000	128	3	20	5	
2 1986		Roads	Haines Highway	Haines Highway Reconstruction and Paving	0	2,700,000	2,700,000	128	3	19	21	
2 1986		Roads	Klondike Highway	Klondike Highway Paving	0	2,500,000	2,500,000	128	3	20	9	
2 1986		Roads	Klondike Highway	Klondike Highway Slide Repair/Rail Corr	0	900,000	900,000	130	181	39	2	
2 1986	Hydaburg	Roads	Unspecified Roads	Hydaburg-City Street Upgrade	40,000	0	40,000	128	3	25	20	
2 1986	Kake	Roads	Ferry Terminal to Gannuk	Gannuk Creek to Ferry Terminal Rd Suppl	0	450,000	450,000	128	3	20	4	
2 1986	Kake	Roads	Kaku Road	Kaku Road Widening and Paving	0	2,574,000	2,574,000	128	3	19	22	
2 1986	Klawock	Roads	Unspecified Roads	Klawock-Road Improvements	160,000	0	160,000	130	590	115	7	
2 1986	Yakutat	Roads	Aleak Road	Aleak Road Paving - Supplemental	0	900,000	900,000	128	3	20	6	
2 1986	Yakutat	Roads	Unspecified Roads	Yakutat-Road Projects	100,000	0	100,000	128	3	26	11	
					300,000	13,804,000	14,104,000					Sum

Number of Observations: 10

Page 5 of APPROPRIATIONS FOR ROADS AND BIKE/PEDESTRIAN PATHS, SLA 1983 THROUGH SLA 1986, BY ELECTION DISTRICT

ED YEAR	AFFECTED COMMUNITY	TYPE OF FACILITY	ROAD (IF SPECIFIED)	DESCRIPTION	APPV'D GF	APPV'D OF	TOTAL	CHP	SEC	PG	LN	
					9,669,400	900,000	10,569,400					Sum
Number of Observations: 12												
4 1983	Juneau	Roads	Basin Road	Juneau-Basin Road	870,000	0	870,000	10	0	7	0	
4 1983	Juneau	Roads	Downtown Streets	Juneau-4th St & Downtown Streets/Parking	1,600,000	0	1,600,000	10	0	8	0	
4 1983	Juneau	Roads	Unspecified Roads	Juneau-Areawide Street/Sidewalk/Prk'g	3,700,000	0	3,700,000	10	0	25	0	
4 1983	Juneau	Roads	Back Loop Road	Mendenhall Back Loop Road 2 Bridges	336,000	3,864,000	4,200,000	107	34	79	0	
4 1983	Juneau	Roads	Business District	Juneau-Central Business Dist Ren-Downbr	1,000,000	0	1,000,000	107	34	79	0	
4 1983	Juneau	Roads	Gastineau Channel	Gastineau Channel X-ing/Feasibility Stud	80,000	0	80,000	107	34	111	0	
					7,586,000	3,864,000	11,450,000					Sum
Number of Observations: 6												
4 1984	Juneau	Roads	N. Douglas Highway	North Douglas Highway Extension	750,000	0	750,000	22	0	3	0	
4 1984	Juneau	Roads	Stephen Richards Drive	Stephen Richards Drive Safety Lanes	160,000	0	160,000	45	0	10	0	
4 1984	Juneau	Roads	Mendenhall Boulevard	Mendenhall Boulevard Safety Lanes	60,000	0	60,000	45	0	10	0	
4 1984	Juneau	Roads	Unspecified Roads	Juneau-Areawide Street Improvements	1,400,000	0	1,400,000	24	0	14	0	
4 1984	Juneau	Roads	Glacier Highway	Glacier Hwy: Indian Pt to Shrine Overlay	160,000	1,840,000	2,000,000	24	0	65	0	
4 1984	Juneau	Roads	Bridges	Fish Creek Bridge Replacement	88,000	1,012,000	1,100,000	24	0	66	0	
4 1984	Juneau	Roads	Unspecified Roads	Juneau-Areawide Street Improvements	1,000,000	0	1,000,000	171	319	58	0	
					3,618,000	2,852,000	6,470,000					Sum
Number of Observations: 7												
4 1985	Juneau	Roads	Egan Drive	Reimburse Fed Govt for ROM Expenditures	344,100	0	344,100	105	35	11	2	
4 1985	Juneau	Roads	Douglas Highway	SE Hwy-Douglas Highway Turnout	0	180,000	180,000	96	0	20	0	
4 1985	Juneau	Roads	Egan Drive	SE Hwy-Egan Drive Spot Improvements	0	1,000,000	1,000,000	96	0	20	0	
4 1985	Juneau	Roads	Glacier Highway	SE Hwy-Glacier Hwy Paving/Inter Const	0	900,000	900,000	96	0	20	0	
4 1985	Juneau	Roads	Glacier Highway	SE Hwy-Old Glacier Highway Extension	0	2,700,000	2,700,000	96	0	20	0	
4 1985	Juneau	Roads	Glacier Highway	SE Hwy-Old Glacier Highway Overlay	0	1,800,000	1,800,000	96	0	19	0	
					344,100	6,580,000	6,924,100					Sum
Number of Observations: 6												
4 1986	Juneau	Roads	Douglas Highway	Douglas Highway Maintenance Seal Coat	120,000	0	120,000	128	3	20	7	

ED	YEAR	AFFECTED COMMUNITY	TYPE OF FACILITY	ROAD (IF SPECIFIED)	DESCRIPTION	APPV'D GF	APPV'D OF	TOTAL	CHP	SEC	PG	LN
5	1984	Seldovia	Roads	Unspecified Roads	Seldovia-Unpaved Street Repairs	315,000	0	315,000	24	0	41	0
5	1984	Soldotna	Roads	Unspecified Roads	Soldotna-Street Improvements	750,500	0	750,500	22	0	5	0
5	1984	Soldotna	Roads	Unspecified Roads	Soldotna-Street Improvements	1,095,900	0	1,095,900	24	0	41	0
						14,794,400	0	14,794,400	Sum			

Number of Observations: 17

5	1985		Roads	Cohos Loop Road	Cohos Loop Road Upgrade	200,000	2,000,000	2,200,000	96	0	15	0
5	1985		Roads	School Safety	Elem Street Safety Light	25,000	0	25,000	96	0	15	0
5	1985		Roads	North Fork Road	North Fork Road Phase I	650,000	0	650,000	96	0	39	0
5	1985		Roads	Unspecified Roads	Roads and Projects	950,000	0	950,000	96	0	39	0
5	1985		Roads	Robinson Loop Road	Robinson Loop Upgrade	600,000	0	600,000	96	0	39	0
5	1985		Roads	Unspecified Roads	Secondary Road Design	41,500	0	41,500	96	0	39	0
5	1985		Roads	Sterling Highway	Sterling Hwy Reconstruction MP157-147	0	9,000,000	9,000,000	96	0	14	0
5	1985	Homer	Roads	East Hill Road	East Hill Road Maintenance & Improvement	100,000	0	100,000	105	234	59	18
5	1985	Homer	Roads	Unspecified Roads	Homer-Roads and Projects Improvements	145,000	0	145,000	105	235	59	21
5	1985	Homer	Roads	Unspecified Roads	Roads and Projects	1,300,000	0	1,300,000	96	0	39	0
5	1985	Kenai	Roads	Unspecified Roads	Roads and Projects	2,300,000	0	2,300,000	96	0	39	0
5	1985	Seldovia	Roads	Unspecified Roads	Roads and Projects	250,000	0	250,000	96	0	39	0
5	1985	Soldotna	Roads	Unspecified Roads	Roads and Projects	1,350,000	0	1,350,000	96	0	40	0
						7,911,500	11,000,000	18,911,500	Sum			

Number of Observations: 13

5	1986		Roads	Cohos Loop Road	Cohos Loop Road	80,000	0	80,000	130	559	110	20
5	1986		Roads	Robinson Loop Road	Kenai Paninsula Boro-Robinson Loop Road	640,000	0	640,000	128	3	27	6
5	1986		Roads	North Fork Road	North Fork Road Completion Phase II	120,000	0	120,000	130	561	110	26
5	1986	Homer	Roads	East Hill Road	East Hill Road Reconst & Realign, Ph I	1,750,000	0	1,750,000	128	3	19	13
5	1986	Homer	Roads	East Hill Road	East Hill Road Rehab & Construction	3,000,000	0	3,000,000	130	592	115	13
5	1986	Homer	Roads	School Safety	Homer-Middle & Jr High Sch flash'g Light	24,000	0	24,000	130	507	98	26
5	1986	Sterling	Roads	Unspecified Roads	Traffic Signals for Sterling and Binkley	0	300,000	300,000	128	3	13	20
						5,614,000	300,000	5,914,000	Sum			

Number of Observations: 7

ED YEAR	AFFECTED COMMUNITY	TYPE OF FACILITY	ROAD (IF SPECIFIED)	DESCRIPTION	APPVD'D GF	APPVD'D OF	TOTAL	CHP	SEC	PG	LN
					47,000	5,850,000	5,917,000				Sum
Number of Observations: 3											
					4,004,000	12,305,000	16,311,000				Sum
Number of Observations: 15											
7 1983	Anchorage	Roads	Diamond Blvd	Diamond Blvd Interim Improvements	700,000	0	700,000	10	0	5	0
7 1983	Anchorage	Roads	Various LRSA	Limited Life Road District Improvements	1,000,000	0	1,000,000	10	0	5	0
7 1983	Anchorage	Roads	Unspecified Roads	Anchorage-Road & Drainage Improvements	2,000,000	0	2,000,000	10	0	5	0
7 1983	Anchorage	Roads	Seward Highway	Alyeska/Seward Hwy Intersection Illumin	60,000	0	60,000	10	0	5	0
7 1983	Anchorage	Roads	Talus West LRSA	Wilderness Drive in the Talus W Svc Area	650,000	0	650,000	10	0	5	0
7 1983	Anchorage	Roads	Jewel Lake Road	Jewel Lake Road Rehabilitation	1,472,000	0	1,472,000	10	0	5	0
7 1983	Anchorage	Bike/Pedestrian Paths	Bird/Indian Pathway	Bird/Indian Pathway Improve't-Guard Rail	21,100	0	21,100	10	0	5	0
7 1983	Anchorage	Bike/Pedestrian Paths	Maldron Drive	Maldron Undercrossing	200,000	0	200,000	10	0	5	0
7 1983	Anchorage	Roads	Glenn Highway	Glenn Highway Rehab	3,000,000	0	3,000,000	10	0	5	0
7 1983	Anchorage	Roads	Prospect Drive	Prospect Drive in the Upper O'Malley	140,000	0	140,000	10	0	6	0
7 1983	Anchorage	Roads	Multiple Streets	Anchorage-Municipal Road Improvements-	4,348,000	0	4,348,000	10	0	25	0
7 1983	Anchorage	Roads	Street Lighting	Anchorage-Street Lighting	750,000	0	750,000	10	0	26	0
7 1983	Anchorage	Bike/Pedestrian Paths	Raspberry Road	Anchorage-Raspberry Road Walk Path	212,000	0	212,000	10	0	26	0
7 1983	Anchorage	Roads	Unspecified Roads	Anchorage-Traffic Improvements	769,000	0	769,000	10	0	26	0
7 1983	Anchorage	Roads	District 7	Anchorage-Dist 7 Hillside/Girdwood	250,000	0	250,000	10	0	26	0
7 1983	Anchorage	Roads	Birch Road	Anchorage-Birch Road Upgrade	300,000	0	300,000	10	0	26	0
7 1983	Anchorage	Roads	District 8	Anchorage-District 8 Road Improvements	680,000	0	680,000	10	0	26	0
7 1983	Anchorage	Roads	Prospect Drive	Anchorage-Prospect Drive Upgrade/Paving	400,000	0	400,000	10	0	26	0
7 1983	Anchorage	Roads	Arctic Boulevard	Anchorage-Arctic Blvd-53rd to Raspberry	20,400	0	20,400	10	0	26	0
7 1983	Anchorage	Roads	Bragan Street	Anchorage-Bragan Upgrd O'Malley--Huffman	100,000	0	100,000	10	0	26	0
7 1983	Anchorage	Roads	Minderware Subdivision	Anchorage-Minderware Subdiv St Reconstr	183,000	0	183,000	10	0	26	0
7 1983	Anchorage	Roads	Heather Meadows Sub	Anchorage-Heather Meadows Subdiv Reconstr	76,000	0	76,000	10	0	26	0
7 1983	Anchorage	Roads	Broadmoor Subdivision	Anchorage-Broadmoor Subdivision Reconstr	575,000	0	575,000	10	0	26	0
7 1983	Anchorage	Roads	Traffic signals	Anchorage-District 11 Signal System Upgr	165,000	0	165,000	10	0	26	0
7 1983	Anchorage	Roads	District 11	Anchorage-District 11 Traffic Circulat	65,000	0	65,000	10	0	26	0
7 1983	Anchorage	Roads	Street Lighting	Anchorage-South Addition Illumination	15,000	0	15,000	10	0	26	0
7 1983	Anchorage	Roads	Street Lighting	Anchorage-District 11 Street Illuminat	300,000	0	300,000	10	0	27	0
7 1983	Anchorage	Roads	Stuckagain Hls LRSA	Anchorage-Stuckagain Heights LTD RSA	13,800	0	13,800	10	0	27	0
7 1983	Anchorage	Roads	District 10	Anchorage-Dist 10 Local Rd Impv Dist Mtc	100,000	0	100,000	10	0	27	0
7 1983	Anchorage	Roads	Hillman LRSA	Anchorage-Hillman Rid	80,000	0	80,000	10	0	27	0
7 1983	Anchorage	Roads	Unspecified Roads	Anchorage-Eagle River/Chugstak/Birchwood	2,200,000	0	2,200,000	10	0	27	0

ED YEAR	AFFECTED COMMUNITY	TYPE OF FACILITY	ROAD (IF SPECIFIED)	DESCRIPTION	APPV'D GF	APPV'D OF	TOTAL	CHP	SEC	PG	LH	Sum
					45,778,424	119,958,000	165,736,424					
Number of Observations: 67												
7 1984	Anchorage	Roads	Birch Road	Anchorage-Birch Rd Pedest X-ing Des/Engr	500,000	0	500,000	22	0	5	0	
7 1984	Anchorage	Roads	Unspecified Roads	Anchorage-Channelization Construction	2,200,000	0	2,200,000	22	0	6	0	
7 1984	Anchorage	Bike/Pedestrian Paths	Klatt Rd/Old Seward	Anchorage-Klatt Rd/Old Seward Bike Trail	135,000	0	135,000	21	0	7	0	
7 1984	Anchorage	Roads	Lake Otis Parkway	Anchorage-Lake Otis/Abbott-O'Malley Cons	1,000,000	0	1,000,000	22	0	5	0	
7 1984	Anchorage	Roads	Lake Otis Parkway	Anchorage-Lake Otis/Tudor-Abbott Des/Eng	1,500,000	0	1,500,000	22	0	5	0	
7 1984	Anchorage	Roads	Raspberry Road	Anchorage-Raspberry Rd Des/Right Way Acq	4,000,000	0	4,000,000	22	0	5	0	
7 1984	Anchorage	Roads	Unspecified Roads	Anchorage-Rd Improvement Districts Const	1,000,000	0	1,000,000	22	0	6	0	
7 1984	Anchorage	Roads	Traffic Signals	Anchorage-Signalization Construction	500,000	0	500,000	22	0	6	0	
7 1984	Anchorage	Roads	Misconsin Drive	Anchorage-Misconsin Pedest Safety Const	250,000	0	250,000	22	0	5	0	
7 1984	Anchorage	Roads	Mountain Park LRSA	Grant-Mountain Park LRSA	100,000	0	100,000	22	0	6	0	
7 1984	Anchorage	Roads	Mountain Park/RH LRSA	Grant-Mountain Park/Robin Hill LRSA	100,000	0	100,000	22	0	6	0	
7 1984	Anchorage	Roads	Raven Woods/BB LRSA	Grant-Ravenwoods/Bubbling Brook LRSA	100,000	0	100,000	22	0	6	0	
7 1984	Anchorage	Roads	Sky Ranch Estate LRSA	Grant-Sky Ranch Estates LRSA	100,000	0	100,000	22	0	6	0	
7 1984	Anchorage	Roads	Talus West LRSA	Grant-Talus West LRSA	100,000	0	100,000	22	0	6	0	
7 1984	Anchorage	Roads	Upper Grover LRSA	Grant-Upper Grover LRSA	100,000	0	100,000	22	0	6	0	
7 1984	Anchorage	Roads	Upper O'Malley LRSA	Grant-Upper O'Malley LRSA	100,000	0	100,000	22	0	6	0	
7 1984	Anchorage	Roads	Valli Vue LRSA	Grant-Valli Vue Estates LRSA	100,000	0	100,000	22	0	6	0	
7 1984	Anchorage	Roads	West Northern Lights Blvd	Anchorage-West Northern Lights/Forest Pa	7,000,000	0	7,000,000	45	0	27	0	
7 1984	Anchorage	Roads	Raspberry Road	Anchorage-Raspberry Rd Des/Right-Way Acq	1,000,000	0	1,000,000	45	0	28	0	
7 1984	Anchorage	Roads	100th Avenue	Anchorage-100th Avenue Extension Const	3,200,000	0	3,200,000	45	0	28	0	
7 1984	Anchorage	Roads	Lake Otis Parkway	Anchorage-Lake Otis/Tudor--Abbott Des/En	1,000,000	0	1,000,000	45	0	28	0	
7 1984	Anchorage	Roads	74th Street	Anchorage-74th Street-Old Seward Highway	1,750,000	0	1,750,000	45	0	29	0	
7 1984	Anchorage	Roads	Street Lighting	Newland Subdivision Illumination	307,000	0	307,000	24	0	12	0	
7 1984	Anchorage	Roads	Unspecified Roads	Anchorage-Central Business Dist Rehab	858,000	0	858,000	24	0	30	0	
7 1984	Anchorage	Roads	Unspecified Roads	Anchorage-Prt of Anch-Const Trans Area D	1,000,000	0	1,000,000	24	0	30	0	
7 1984	Anchorage	Bike/Pedestrian Paths	O'Malley Road	Anchorage-O'Malley Road Trails	100,000	0	100,000	24	0	31	0	
7 1984	Anchorage	Roads	Unspecified Roads	Anchorage-Eagle Rvr/Chugiak/Birdwell/Rd	2,400,000	0	2,400,000	24	0	41	0	
7 1984	Anchorage	Roads	School Safety	Anchorage-Dc View/Rabbit Crk/Klatt Sch	45,000	0	45,000	24	0	41	0	
7 1984	Anchorage	Roads	District 7 LRSA	Anchorage-Ltd Life Rd Svcs Dist 7 Improv	450,000	0	450,000	24	0	41	0	
7 1984	Anchorage	Bike/Pedestrian Paths		Anchorage-East High Overpass Trail Dev	100,000	0	100,000	24	0	41	0	
7 1984	Anchorage	Roads	Traffic Signals	Anchorage-Signal System Improvements	600,000	0	600,000	24	0	41	0	
7 1984	Anchorage	Roads	School Safety	Anchorage-Eagle River Sch Bus Stop Light	200,000	0	200,000	24	0	41	0	
7 1984	Anchorage	Roads	Unspecified Roads	Anchorage-Downtown Street/Sidewalk Rep/la	500,000	0	500,000	24	0	42	0	
7 1984	Anchorage	Roads	Arctic Boulevard	Anchorage-Arctic Boulevard-Raspberry Lc	600,000	0	600,000	24	0	42	0	
7 1984	Anchorage	Roads	Tudor Road	Anchorage-Tudor/Muldoon Safety Road Impr	500,000	0	500,000	24	0	42	0	

ED	YEAR	AFFECTED COMMUNITY	TYPE OF FACILITY	ROAD (IF SPECIFIED)	DESCRIPTION	APPVD'D GF	APPVD'D OF	TOTAL	CHP	SEC	PG	LN
						65,304,700	15,544,000	80,848,700				Sum
Number of Observations: 71												
7	1985		Roads	North End Road	KPB - North End Road	1,300,000	0	1,300,000	96	0	15	0
7	1985	Anchorage	Roads	Boniface Parkway	Boniface Interchange Construction	0	4,500,000	4,500,000	96	0	14	0
7	1985	Anchorage	Roads	Boniface Parkway	Boniface Parkway - Tudor to DeBarr	300,000	0	300,000	96	0	15	0
7	1985	Anchorage	Roads	Unspecified Roads	Chugiah/Eagle River Road Improvements	259,500	0	259,500	105	569	120	29
7	1985	Anchorage	Bike/Pedestrian Paths	Cranberry Street	Cranberry Street Path-Raspberry to 71st	60,000	0	60,000	105	394	91	22
7	1985	Anchorage	Roads	Diamond Blvd	Diamond Blvd - Phase II	0	12,000,000	12,000,000	96	0	14	0
7	1985	Anchorage	Roads	East 6th Avenue	East 6th Ave Upgrade & Patterson St Path	250,000	0	250,000	105	402	92	24
7	1985	Anchorage	Roads	East 6th Avenue	East 6th Improvements	250,000	0	250,000	96	0	40	0
7	1985	Anchorage	Roads	Eklutna Frontage Road	Eklutna Frontage Road Construction	0	2,250,000	2,250,000	96	0	14	0
7	1985	Anchorage	Roads	Unspecified Roads	Girdwood-Road Maintenance	33,000	0	33,000	105	627	131	9
7	1985	Anchorage	Roads	Girdwood LRSA	Girdwood-Road Service Area Maint Reduct	97,000	0	97,000	105	392	91	14
7	1985	Anchorage	Roads	Glenn Highway	Glenn Highway Widening - Muldoon	0	19,530,000	19,530,000	96	0	14	0
7	1985	Anchorage	Roads	Huffman Road	Huffman Rd Extension Design & Engineer'g	125,000	0	125,000	105	674	138	27
7	1985	Anchorage	Roads	Traffic Signals	Huffman/Old Seward Highway Signal	184,000	0	184,000	105	390	91	8
7	1985	Anchorage	Roads	Lake Otis Parkway	Lake Otis Priority Improvements	4,500,000	0	4,500,000	96	0	15	0
7	1985	Anchorage	Roads	Unspecified LRSA	Local Svc Roads & Trails-South Anchorage	0	361,000	361,000	105	386	90	11
7	1985	Anchorage	Roads	Lake Otis Parkway	Median & Row Improvements Lake Otis & 16	47,900	0	47,900	105	401	92	20
7	1985	Anchorage	Roads	Seward Highway	New Seward Hwy-Girdwood/Ingram Creek	0	5,800,000	5,800,000	96	0	14	0
7	1985	Anchorage	Roads	Seward Highway	New Seward Rehab 4th-36th Avenue	0	2,880,000	2,880,000	96	0	14	0
7	1985	Anchorage	Roads	Old Seward Highway	Old Seward Hwy - Dowling-Huffman	0	3,600,000	3,600,000	96	0	14	0
7	1985	Anchorage	Bike/Pedestrian Paths	4th Avenue	Pedestrian Impv-4th Ave-Elderberry Park	50,000	0	50,000	105	399	92	12
7	1985	Anchorage	Bike/Pedestrian Paths	E. Northern Lights	Pedestrian O-Pass Desgn & Eng E NrtUn Lta	80,000	0	80,000	105	566	120	18
7	1985	Anchorage	Roads	Deermoun Road	Rabbit Creek/Deermoun Interchange	0	6,500,000	6,500,000	96	0	14	0
7	1985	Anchorage	Roads	Raspberry Road	Raspberry Road RDM and Reconstruction	0	15,930,000	15,930,000	96	0	14	0
7	1985	Anchorage	Roads	Unspecified Roads	Residential St Impv-House District 11	82,200	0	82,200	105	398	92	8
7	1985	Anchorage	Roads	District 7 LRSA	Road Service Area Maint-House District 7	300,000	0	300,000	105	413	94	13
7	1985	Anchorage	Roads	School Safety	Safety Beacon-Ht Air Dr & Rabbit Creek	30,000	0	30,000	105	387	90	18
7	1985	Anchorage	Roads	School Safety	Sch Bus Stop Lighting-Chugiah-Birchwd-Ea	13,500	0	13,500	105	446	100	4
7	1985	Anchorage	Roads	Traffic Signals	Signal Light Huffman/Old Seward	116,000	0	116,000	96	0	15	0
7	1985	Anchorage	Roads	Upper Deermoun Road	Upper Deermoun Road Design, Eng & Row Ac	375,000	0	375,000	105	675	139	1
7	1985	Eagle River	Roads	Glenn Highway	Eagle River Ramp Improvements	273,400	0	273,400	105	567	120	22
7	1985	Eagle River	Roads	Hiland Drive	Hiland Bridge Prelim Engr'g/Design	500,000	0	500,000	96	0	15	0
7	1985	Eagle River	Roads	Hiland Drive	Hiland Drive-Gravel Upgrade	0	361,000	361,000	105	386	90	4
7	1985	Eagle River	Roads	Hiland Road	Maintenance of Hiland Rd to Fire Station	29,800	0	29,800	105	409	93	28
7	1985	Eagle River	Roads	Glenn Highway	N Eagle River Intersection-Prem. Engr'g	0	720,000	720,000	96	0	14	0

EO YEAR	AFFECTED COMMUNITY	TYPE OF FACILITY	ROAD (IF SPECIFIED)	DESCRIPTION	APPVD'D GF	APPVD'D OF	TOTAL	CHP	SEC	PG	LN	
					36,163,931	134,827,400	172,981,531					Sum
Number of Observations: 29												Sum
					154,493,357	344,761,600	503,254,957					Sum
Number of Observations: 202												
16	1983	Roads	Hatcher Pass Road	Hatcher Pass Road Improvements	250,000	0	250,000	107	34	76	0	
16	1983	Roads	Point McKenzie Road	Pt McKenzie-Road Extension	252,000	0	252,000	10	0	5	0	
16	1983	Roads	Bartlett Hills	Bartlett Hills Agriculture Area	400,000	0	400,000	10	0	29	0	
16	1983	Roads	McKenzie Road	McKenzie-Road Upgrade	120,000	0	120,000	10	0	29	0	
16	1983	Roads	Lucille Street	Lucille Street/Sheldon Intersection	1,610,200	0	1,610,200	10	0	29	0	
16	1983	Roads	Seward Meridian Road	Seward-Meridian Road	400,000	0	400,000	10	0	30	0	
16	1983	Roads	Parke Highway	Parke Highway Rehabilitation North of MP	400,000	4,600,000	5,000,000	107	34	74	0	
16	1983	Roads	Old Glenn Highway	Old Glenn Highway Planning & Engineering	100,000	1,000,000	1,100,000	107	34	75	0	
16	1983	Roads	Petersville Road	Petersville-Road Planning & Engineering	100,000	1,000,000	1,100,000	107	34	75	0	
16	1983	Roads	Parke Highway	Parke Highway, Little Coal-Middle fork	365,000	4,195,000	4,560,000	107	34	7	0	
16	1983	Roads	Unspecified Roads	Local Road Improvements	143,000	0	143,000	107	34	118	0	
16	1983	Roads	Seward Meridian Road	Seward-Meridian Road	293,000	0	293,000	107	34	118	0	
16	1983	Roads	Lewis Loop Road	Lewis Loop Road	150,000	0	150,000	107	34	118	0	
16	1983	Roads	Unspecified Roads	Mat-Su Road Upgrade Planning & Design	190,000	0	190,000	107	34	118	0	
16	1983	Roads	Oilwell Road	Oilwell Road	40,000	0	40,000	107	34	118	0	
16	1983	Roads	Unspecified Roads	Talkeetna-Townsite Roads	100,000	0	100,000	107	34	118	0	
16	1983	Houston	Unspecified Roads	Houston-School Bus Route Road Upgrade	300,000	0	300,000	10	0	27	0	
16	1983	Houston	Unspecified Roads	Houston-Roads	80,000	0	80,000	107	34	114	0	
16	1983	Palmer	Unspecified Roads	Palmer-Street Paving	1,437,000	0	1,437,000	10	0	6	0	
16	1983	Palmer	Unspecified Roads	Palmer-City Road Improvements	150,000	0	150,000	10	0	27	0	
16	1983	Marilla	Unspecified Roads	Marilla-Street Right-of-Way Improvements	300,000	0	300,000	10	0	27	0	
					7,180,200	10,795,000	17,975,200					Sum
Number of Observations: 21												
16	1984	Roads	Cheri Lake Drive	Mat-Su Boro-Cheri Lake Drive Improvement	25,000	0	25,000	22	0	6	0	
16	1984	Roads	Oilwell Road	Mat-Su Boro-Oilwell Road Upgrade	94,700	0	94,700	22	0	6	0	
16	1984	Roads	Pittman Road	Mat-Su Boro-Pittman Road Upgrade	400,000	0	400,000	22	0	7	0	
16	1984	Roads	Talkeetna Spur	Mat-Su Boro-Talkeetna Spur/Mile 13, Scen	100,000	0	100,000	22	0	7	0	
16	1984	Roads	Petersville Road	Petersville-Roads Upgrade	250,000	0	250,000	45	0	9	0	

ED	YEAR	AFFECTED COMMUNITY	TYPE OF FACILITY	ROAD (IF SPECIFIED)	DESCRIPTION	APPV'D GF	APPV'D OF	TOTAL	CHP	SEC	PG	LN
16	1985		Roads	Petersville Road	Petersville Road Upgrade	100,000	0	100,000	96	0	41	0
16	1985		Roads	Pittman Road	Pittman Road Construction	700,000	0	700,000	96	0	15	0
16	1985		Roads	Pittman Road	Pittman Road Upgrade	400,000	0	400,000	96	0	40	0
16	1985		Roads	Pittman Road	Pittman Road Upgrade	400,000	0	400,000	105	602	141	3
16	1985		Roads	Various LRSA	Road Service Area Roads	165,000	0	165,000	96	0	41	0
16	1985		Roads	Unspecified Roads	Road Upgrade	81,000	0	81,000	96	0	40	0
16	1985		Roads	Traffic Signals	Traffic Light - Arctic and Glenn	325,000	0	325,000	96	0	15	0
16	1985		Bike/Pedestrian Paths	Unspecified Trails	Trails Survey Acquisition Construction	40,000	0	40,000	96	0	40	0
16	1985	Houston	Roads	Kenlar Road	Kenlar Rd Upgrade/Extension	370,000	0	370,000	96	0	40	0
16	1985	Palmer	Roads	Butte to Palmer Road	Butte to Palmer Repaving	600,000	0	600,000	96	0	15	0
16	1985	Masilla	Roads	Street Lighting	Area Intersection Illumination	16,000	0	16,000	96	0	15	0
						5,572,000	3,285,000	8,857,000				

See

Number of Observations: 22

16	1986		Roads	Church Road	Church Road Upgrade	100,000	0	100,000	128	3	28	15
16	1986		Roads	Edgerton Park Road	Edgerton Park Road	50,000	0	50,000	128	3	28	16
16	1986		Roads	Edlund Road	Edlund Road Upgrade	100,000	0	100,000	128	3	28	17
16	1986		Roads	Glenn Highway	Glenn Hwy Reconst: Eklutna to Parks	0	7,498,000	7,498,000	128	3	14	9
16	1986		Roads	Hatcher Pass Road	Hatcher Pass Road	141,000	0	141,000	128	3	28	18
16	1986		Roads	Lake Louise Road	Lake Louise Road	50,000	0	50,000	128	3	29	4
16	1986		Roads	Horizon Drive	Mat-Su Boro-Horizon Dr Grade Improvements	25,000	0	25,000	128	3	29	14
16	1986		Roads	Johnson Road	Mat-Su Boro-Johnson Road	417,000	0	417,000	128	3	29	13
16	1986		Roads	Oil Well Road	Mat-Su Boro-Oil Well Rd/Hoosa Ck Bridge	40,000	0	40,000	128	3	29	15
16	1986		Roads	Pittman Road	Mat-Su Boro-Pittman Rd Reconst Supplmtl	475,000	0	475,000	128	3	28	14
16	1986		Roads	Maud Road	Maud Road Upgrade & Maintenance	40,000	0	40,000	130	425	87	29
16	1986		Roads	Parks Highway	Parks Highway Rehab: MP 190-North	0	521,600	521,600	130	165	35	13
16	1986		Roads	Glenn Highway	Parks/Glenn Highway Intersection Impvmt	0	966,000	966,000	128	3	14	10
16	1986		Roads	Petersville Road	Petersville Road Upgrade	225,000	0	225,000	128	3	29	5
16	1986		Roads	Pittman Road	Pittman Road Extension	60,000	0	60,000	130	417	86	16
16	1986	Masilla	Roads	Unspecified Roads	Masilla-Roads Upgrade	950,000	0	950,000	128	3	29	10
						2,673,000	8,985,600	11,658,600				

See

Number of Observations: 16

Page 19 of APPROPRIATIONS FOR ROADS AND BIKE/PEDESTRIAN PATHS, SLA 1983 THROUGH SLA 1986, BY ELECTION DISTRICT

ED	YEAR	AFFECTED COMMUNITY	TYPE OF FACILITY	ROAD (IF SPECIFIED)	DESCRIPTION	APPVD'D GF	APPVD'D DF	TOTAL	CHP	SEC	PG	LN	
17	1984	Delta Junction	Roads	Street Lighting	Delta Junction-School Road Lighting	28,800	0	28,800	24	0	44	0	
17	1984	Glennallen	Roads	3/4 Mile Road	Glennallen Heights Rehabilitate & Repair	72,000	0	72,000	171	319	79	0	
17	1984	Healy	Roads	Otto Lake West Road	Healy-Otto Lake West Road Construction	100,000	0	100,000	22	0	3	0	
17	1984	Hanana	Roads	Unspecified Roads	Hanana-Roadways/Drainage/City Limits	615,000	0	615,000	22	0	7	0	
17	1984	Slana	Roads	Nabesna Road	Slana-Nabesna Road Improvements	135,000	0	135,000	22	0	3	0	
17	1984	Tanacross	Roads	Street Lighting	Tanacross-Village Street Lights	30,000	0	30,000	171	319	78	0	
						4,478,800	32,802,000	37,280,800					Sum

Number of Observations: 14

17	1985		Roads	Alaska Highway	AK Hwy Reconst MP 1270-North	0	13,500,000	13,500,000	96	0	17	0	
17	1985		Roads	Delta Agricultural Road	Delta-Agricultural Road Maintenance	100,000	0	100,000	96	0	18	0	
17	1985		Roads	Delta Agricultural Road	Delta-Agricultural Road Improvements	54,915	0	54,915	105	631	132	2	
17	1985		Roads	Edgerton Highway	Edgerton Hwy Rehab MP 0-E PE	0	7,110,000	7,110,000	96	0	18	0	
17	1985		Roads	Glenn Highway	Glenn Hwy Rehab MP 135-North	0	1,440,000	1,440,000	96	0	17	0	
17	1985		Roads	Nabesna Road	Nabesna Road	100,000	0	100,000	96	0	18	0	
17	1985		Roads	Parks Highway	Parks Hwy Rehab MP 190-North	0	8,640,000	8,640,000	96	0	17	0	
17	1985		Roads	Richardson Highway	Richardson Hwy Reconstruction MP 129-H	0	9,000,000	9,000,000	96	0	17	0	
17	1985	Anderson	Roads	Unspecified Roads	Roads	250,000	0	250,000	96	0	41	0	
17	1985	Tanacross	Roads	Unspecified Roads	Tanacross-Roads	30,000	0	30,000	96	0	45	0	
17	1985	Tok	Roads	Unspecified Roads	Roads and Trails	100,000	0	100,000	96	0	23	0	
17	1985	Tok	Roads	Unspecified Roads	Tok-Local Road Improvements	30,000	0	30,000	105	532	115	6	
						664,915	39,690,000	40,354,915					Sum

Number of Observations: 12

17	1986		Roads	Unspecified Roads	Deltana Corporation Road Project	300,000	0	300,000	128	3	33	17
17	1986		Roads	Denali Highway	Denali Highway: MP 0 West Rehabilitation	0	3,956,000	3,956,000	128	3	17	9
17	1986		Roads	Glenn Highway	Glenn Highway Rehab: MP 135-North	0	1,029,000	1,029,000	130	164	35	6
17	1986		Roads	Nabesna Road	Nabesna Road/Reconstruction/Improvements	80,000	0	80,000	128	3	18	7
17	1986		Roads	Panguingue Creek Road	Panguingue Creek Road	146,400	0	146,400	128	3	18	4
17	1986		Roads	Richardson Highway	Richardson Highway: MP 79 North Rehab	0	3,151,000	3,151,000	128	3	17	8
17	1986		Roads	Taylor Highway	Taylor Highway Bridges	0	1,594,700	1,594,700	130	169	36	20
17	1986		Roads	Tok Cutoff	Tok Cutoff: MP 0 North Rehabilitation	0	6,624,000	6,624,000	128	3	17	7
17	1986		Roads	Tok Cutoff	Tok Cutoff: MP 45 North Reconstruction	0	7,820,000	7,820,000	128	3	17	6
17	1986	Anderson	Roads	Unspecified Roads	Anderson-Local Service Roads	280,000	0	280,000	128	3	29	21
17	1986	Copper Center	Roads		Copper Center Land Disposal Road Access	36,000	0	36,000	128	3	18	5

ED	YEAR	AFFECTED COMMUNITY	TYPE OF FACILITY	ROAD (IF SPECIFIED)	DESCRIPTION	APPVD'D OF	APPVD'D OF	TOTAL	CHP	SEC	PG	LN	
18	1986		Roads	Holmes Road	Holmes/Merkey Reconstruction Prelim Engr	120,000	0	120,000	128	3	18	6	
18	1986		Roads	Richardson Highway	Richardson Highway Corridor Improvements	0	1,640,000	1,640,000	128	3	17	11	
18	1986	North Pole	Roads	Laurence Road	Laurence Road Reconstruction Design	124,000	0	124,000	128	3	17	21	
18	1986	North Pole	Roads	Richardson Highway	Richardson Highway/Damon Interchange	0	440,000	440,000	128	3	17	12	
						288,000	14,240,000	14,548,000					Sum
Number of Observations: 4						7,933,000	22,870,000	30,803,000					Sum
Number of Observations: 15													
19	1983	Central	Roads	Unspecified Roads	Central-Dust Control & Spot Repair	32,000	0	32,000	10	0	7	0	
19	1983	Estac	Roads		Estac-Loop Survey	40,600	0	40,600	10	0	32	0	
						72,600	0	72,600					Sum
Number of Observations: 2													
19	1984		Roads	Elliott Highway	Elliott Hwy-fax North	112,800	1,297,200	1,410,000	24	0	64	0	
19	1984	Circle	Roads	Unspecified Roads	Circle-District Road Improvements	200,000	0	200,000	24	0	13	0	
						312,800	1,297,200	1,610,000					Sum
Number of Observations: 2													
19	1985		Roads	Steele Creek Road	Steele Creek-Road Major Maintenance	180,000	0	180,000	96	0	18	0	
19	1985	Central	Roads	Unspecified Roads	Central-Dust Control	13,000	0	13,000	105	455	0	0	
						193,000	0	193,000					Sum
Number of Observations: 2													
19	1986		Roads	Unspecified Roads	Cherm Hot Springs Road Erosion	0	580,000	580,000	130	168	56	17	
19	1986		Roads	Steese Highway	Safety Reflectors-Steese Highway/Central	110,400	0	110,400	128	3	17	22	

ED	YEAR	AFFECTED COMMUNITY	TYPE OF FACILITY	ROAD (IF SPECIFIED)	DESCRIPTION	APPVD'D GF	APPVD'D OF	TOTAL	CHP	SEC	PG	LH	
20	1984	Fairbanks	Roads	10th Avenue	Fairbanks-10th Avenue Reconstruction	340,000	0	340,000	22	0	7	0	
20	1984	Fairbanks	Roads	Hamilton Avenue	Fairbanks-Hamilton Avenue Reconstruction	274,000	0	274,000	22	0	7	0	
20	1984	Fairbanks	Roads	Unspecified Roads	Fairbanks-Street Maintenance & Repairs	658,100	0	658,100	22	0	7	0	
20	1984	Fairbanks	Roads	N. Miller Hill Road	North Miller Hill Road	30,000	0	30,000	22	0	3	0	
20	1984	Fairbanks	Roads	Chena Hot Springs Road	Old Chena-Hot Springs Road Upgrade	70,000	0	70,000	22	0	3	0	
20	1984	Fairbanks	Roads	Chena Ridge Road	Town/Ridge Access Improvements Phase I	1,300,000	0	1,300,000	22	0	3	0	
20	1984	Fairbanks	Roads	University Ave	University/Old Nenana Shoulder Widening	163,000	0	163,000	22	0	3	0	
20	1984	Fairbanks	Roads	Silver Fox Mine	Access to Silver Fox Mine	155,000	0	155,000	45	0	9	0	
20	1984	Fairbanks	Roads	School Safety	Public Schools Access Safety Improvement	196,000	0	196,000	24	0	13	0	
20	1984	Fairbanks	Roads	Steeze Highway	Steeze Highway Acceleration Lanes	160,000	0	160,000	24	0	13	0	
20	1984	Fairbanks	Bike/Pedestrian Paths	Ballaina Road	Ballaina Road Bike Trail Repair	50,000	0	50,000	24	0	13	0	
20	1984	Fairbanks	Roads	Bridges	Miller House Bridge	306,000	0	306,000	24	0	13	0	
20	1984	Fairbanks	Roads	Multiple Roads	Summit Drive and Skyline/Homesstretch Roa	200,000	0	200,000	24	0	13	0	
20	1984	Fairbanks	Roads	Steeze Highway	Steeze Maintenance Equipment Purchase	104,000	0	104,000	24	0	13	0	
20	1984	Fairbanks	Roads	Chena Ridge Road	Chena-Ridge Shoulder Widening and Hazard	1,200,000	0	1,200,000	24	0	13	0	
20	1984	Fairbanks	Roads	District K LRSA	FNSB-District K Rd Svc Area Block Grant	2,000,000	0	2,000,000	24	0	43	0	
20	1984	Fairbanks	Roads	Unspecified LRSA	FNSB-Road Service Area Block Grant	500,000	0	500,000	24	0	45	0	
20	1984	Fairbanks	Roads	District J LRSA	FNSB-District J Road Svc Block Grant	1,000,000	0	1,000,000	24	0	45	0	
20	1984	Fairbanks	Roads	Unspecified Roads	Fairbanks-Existing Streets Maintenance Re	140,400	0	140,400	24	0	45	0	
20	1984	Fairbanks	Roads	Nemby LRSA	FNSB-Nemby Road Svc Area Repair/Rehab	153,000	0	153,000	24	0	44	0	
20	1984	Fairbanks	Roads	Arctic Fox LRSA	FNSB-Arctic Fox Rd Svc Area Repair/Rehab	276,000	0	276,000	24	0	44	0	
20	1984	Fairbanks	Roads	Diene LRSA	FNSB-Diene Road Svc Area Repair/Rehab	373,000	0	373,000	24	0	44	0	
20	1984	Fairbanks	Roads	Highway Park Rd Svc Area	FNSB-Highway Park Rd Svc Area Repr/Rehab	419,000	0	419,000	24	0	44	0	
20	1984	Fairbanks	Roads	Kris Kringle LRSA	FNSB-Kris Kringle Rd Svc Area Repr/Rehab	279,000	0	279,000	24	0	44	0	
20	1984	Fairbanks	Roads	Farmers Loop Road	Farmers Loop Rd Rsv/Utilities	82,000	946,000	1,028,000	24	0	64	0	
20	1984	Fairbanks	Roads	Badger Road	Badger Road	74,700	859,000	933,700	24	0	64	0	
20	1984	Fairbanks	Roads	Unspecified Roads	Fairbanks-FAU System	200,000	2,300,000	2,500,000	24	0	64	0	
20	1984	Fairbanks	Bike/Pedestrian Paths	Ballaina Road	Fairbanks-Rd Bike Trail Repair	135,000	0	135,000	24	0	64	0	
20	1984	Fairbanks	Roads	College Road	East College Road Upgrade Phase II	1,900,000	0	1,900,000	171	319	57	0	
20	1984	Fairbanks	Roads	Airport Way	Airport Way Resurfacing Phase II	1,100,000	0	1,100,000	171	319	57	0	
20	1984	Fairbanks	Roads	Vue Crest Roads	FNSB-Vue Crest Roads Upgrade Completion	300,000	0	300,000	171	319	77	0	
						15,428,200	4,105,000	19,533,200					Sum
Number of Observations: 36													
20	1985	Fairbanks	Roads	Cushman Street	Cushman Street Ext/Reconstruction/Paving	370,000	0	370,000	96	0	18	0	
20	1985	Fairbanks	Roads	Unspecified Roads	Downtown Utility/Street Upgrade	4,300,000	0	4,300,000	96	0	37	0	
20	1985	Fairbanks	Roads	Farmers Loop Road	Farmers Loop Road Reconstruction	0	12,240,000	12,240,000	96	0	17	0	

ED	YEAR	AFFECTED COMMITTEE	TYPE OF FACILITY	ROAD (IF SPECIFIED)	DESCRIPTION	APPVD'D GF	APPVD'D DF	TOTAL	CHP	SEC	PG	LN	
22	1984	Buckland	Roads	Dumpsite Road	Buckland-Dump Site Road Project	300,000	0	300,000	22	0	8	0	
22	1984	Kaktovik	Roads	Unspecified Roads	NSA-Kaktovik Roads	500,000	0	500,000	171	319	77	0	
22	1984	Kiana	Roads	Beach Access Road	Kiana-Beach Access Road Construction	300,000	0	300,000	22	0	8	0	
22	1984	Kiana	Roads	Street Lighting	Kiana-Street Lighting	25,000	0	25,000	22	0	8	0	
22	1984	Kotzebue	Roads	Unspecified Roads	Kotzebue-City Streets	700,000	0	700,000	24	0	64	0	
22	1984	Noatak	Roads	Unspecified Roads	Noatak-Streets and Facilities	500,000	0	500,000	24	0	64	0	
22	1984	Noorvik	Roads	Dumpsite Road	Noorvik-Road to Dump Site Project	500,000	0	500,000	22	0	8	0	
22	1984	Noorvik	Roads	Bridge Repairs	Noorvik-Bridge Repairs	33,600	0	33,600	24	0	35	0	
22	1984	Nuiqsut	Roads	Unspecified Roads	Nuiqsut-Recreation Road	55,500	0	55,500	24	0	45	0	
22	1984	Point Lay	Roads	Dumpsite Road	NSB-Point Lay Rd to Dump	400,000	0	400,000	171	319	77	0	
22	1984	Selawik	Bike/Pedestrian Paths	Selawik Boardwalk	Selawik-Boardwalk Expansion and Upgrade	75,000	0	75,000	22	0	8	0	
22	1984	Shungnak	Roads	Bridge Repairs	Shungnak-Bridge Repairs	60,000	0	60,000	22	0	8	0	
22	1984	Hairwright	Roads	Dumpsite Road	NSB-Hairwright Road to Dump Site	300,000	0	300,000	22	0	8	0	
						4,074,100	0	4,074,100					Sum
Number of Observations:		15											
22	1985	Nuiqsut	Roads	Prudhoe Bay-Nuiqsut	Prudhoe Road Construction	0	13,000,000	13,000,000	96	0	16	0	
						0	13,000,000	13,000,000					Sum
Number of Observations:		1											
						4,844,100	13,000,000	17,844,100					Sum
Number of Observations:		21											
23	1983		Roads	Pilgrim Hot Springs Road	Pilgrim Hot Springs-Road Improvements	800,000	0	800,000	10	0	7	0	
23	1983		Roads	Nome-Taylor Highway	Nome-Taylor Hwy MPB-North	120,000	1,380,000	1,500,000	107	34	77	0	
23	1983		Roads	Nome-Council Highway	Nome-Council Milepost	560,000	6,440,000	7,000,000	107	34	77	0	
23	1983	Alakanuk	Roads	Street Lighting	Alakanuk-Street Lights	10,000	0	10,000	107	34	106	0	
23	1983	Gambell	Roads	Unspecified Roads	Gambell-Street Improvements	85,000	0	85,000	107	34	107	0	
23	1983	Koyuk	Roads	Unspecified Roads	Koyuk-City Streets Improvements & Expa	100,000	0	100,000	107	34	115	0	
23	1983	Nome	Roads	Unspecified Roads	Nome-City Streets Supplemental	700,000	1,400,000	2,100,000	107	34	77	0	
23	1983	Savoonga	Roads	Street Lighting	Savoonga-Street Lights	10,000	0	10,000	107	34	108	0	
23	1983	Scammon Bay	Roads	Street Lighting	Scammon Bay-Street Lights	10,000	0	10,000	107	34	108	0	
23	1983	Umalakleet	Roads	Unspecified Roads	Umalakleet-Road/Bridge Construction	1,150,000	0	1,150,000	10	0	28	0	
23	1983	Hales	Roads	Lopp Lagoon Road	Hales-Lopp Lagoon Road Completion	100,000	0	100,000	107	34	115	0	

ED	YEAR	AFFECTED COMMERITY	TYPE OF FACILITY	ROAD (IF SPECIFIED)	DESCRIPTION	APPVD'D GF	APPVD'D DF	TOTAL	CHP	SEC	PG	LN
24	1983	Aniak	Roads	Unspecified Roads	Aniak-Road Improvement Supplement	50,000	0	50,000	107	34	115	0
24	1983	Chalkyitsik	Roads	Unspecified Roads	Chalkyitsik-Road	97,000	0	97,000	107	34	122	0
24	1983	Crooked Creek	Roads	Unspecified Roads	Crooked Creek-Roads	50,000	0	50,000	107	34	122	0
24	1983	Fort Yukon	Roads	Unspecified Roads	Fort Yukon-Roads	250,000	0	250,000	107	34	115	0
24	1983	Grayling	Roads	Bridge Repairs	Grayling-Bridge Repair	100,000	0	100,000	107	34	115	0
24	1983	Hughes	Roads	Unspecified Roads	Hughes-Road Construction	100,000	0	100,000	10	0	28	0
24	1983	McGrath	Roads	Heavy Equipment	McGrath-Roads	200,000	0	200,000	107	34	116	0
24	1983	Mulato	Roads	Unspecified Roads	Mulato-Roads	75,000	0	75,000	107	34	116	0
24	1983	Red Devil	Roads	Unspecified Roads	Red Devil-Roads	30,000	0	30,000	107	34	122	0
24	1983	Ruby	Roads	Unspecified Roads	Ruby-Road Construction	240,000	0	240,000	10	0	28	0
24	1983	Russian Mission	Roads	Unspecified Roads	Russian Mission-Road & Facility Upgrade	210,000	0	210,000	10	0	23	0
24	1983	Russian Mission	Roads	Unspecified Roads	Russian Mission-Road and Facility	50,000	0	50,000	107	34	116	0
24	1983	Shageluk	Roads	Street Lighting	Shageluk-Street Lights	10,000	0	10,000	107	34	109	0
24	1983	Sleetmute	Roads	Unspecified Roads	Sleetmute-Road Construction	125,000	0	125,000	10	0	32	0
24	1983	St Marys	Roads	Unspecified Roads	St Marys-Road Construction	140,000	0	140,000	10	0	29	0
24	1983	Tahotna	Roads	Unspecified Roads	Tahotna-Road Improvements	25,000	0	25,000	107	34	122	0
24	1983	Tuluksak	Roads	Unspecified Roads	Tuluksak-Road Construction	280,000	0	280,000	10	0	28	0
						2,572,000	0	2,572,000	Sum			

Number of Observations: 19

24	1984	Arctic Village	Roads	Unspecified Roads	Arctic Village-Road Construction	50,000	0	50,000	24	0	49	0
24	1984	Fort Yukon	Roads	Unspecified Roads	Fort Yukon-Street Improvements	200,000	0	200,000	24	0	45	0
24	1984	Grayling	Roads	Roads & Equipment	Grayling-Road Improvements and Equipment	250,000	0	250,000	24	0	46	0
24	1984	Huslia	Roads	Street Lighting	Huslia-Street Lights	5,000	0	5,000	171	319	77	0
24	1984	Kaltag	Roads	Unspecified Roads	Kaltag-Road Construction	200,000	0	200,000	24	0	46	0
24	1984	Koyukuk	Roads	Roads & Equipment	Koyukuk-Heavy Equipment and Road Const	200,000	0	200,000	24	0	46	0
24	1984	Mulato	Roads	Unspecified Roads	Mulato-Road Construction	75,000	0	75,000	24	0	46	0
24	1984	Ruby	Roads	Unspecified Roads	Ruby-Road Construction and Upgrade	190,000	0	190,000	24	0	46	0
24	1984	Ruby	Bike/Pedestrian Paths	Boardwalk	Ruby-Construction of Boardwalks	75,000	0	75,000	24	06	15	0
24	1984	Ruby	Bike/Pedestrian Paths	Boardwalk	Ruby-Boardwalk Construction	75,000	0	75,000	171	00	15	0
24	1984	Sleetmute	Roads	Roads & Equipment	Sleetmute-Road Construction & Equipment	200,000	0	200,000	24	0	50	0
24	1984	Tanana	Roads	Unspecified Roads	Tanana-Road Construction	200,000	0	200,000	24	0	46	0
24	1984	Tuluksak	Roads	Roads & Equipment	Tuluksak-Road Construction and Equipment	300,000	0	300,000	24	0	46	0

YR	AFFECTED COMMUNITY	TYPE OF FACILITY	ROAD (IF SPECIFIED)	DESCRIPTION	AP						
						1,647,000					
Number of Observations: 7											
5	1985	Kwethluk	Roads	Unspecified Roads	Kwethluk-Road Development	250,000	0				
						250,000	0	250,000			
Number of Observations: 1											
5	1986	Kipruk	Bike/Pedestrian Paths	Kipruk HS Footbridge	Kipruk-High School Footbridge	80,000	0	80,000	128	3	12
5	1986	Quinhagak	Roads	Unspecified Roads	Quinhagak-Road Improvements	7,500	0	7,500	128	3	32 10
						87,500	0	87,500			Sum
Number of Observations: 2											
						3,169,500	0	3,169,500			Sum
Number of Observations: 15											
6	1983		Roads	Nondalton/Nemahalen Road	Nondalton/Nemahalen Road Construction	1,000,000	0	1,000,000	10	0	5 0
6	1983		Roads	Nondalton/Nemahalen Road	Nondalton/Nemahalen Road Construction	500,000	0	500,000	107	34	75 0
6	1983		Roads	Naknek-King Salmon Road	Naknek-King Salmon Road Upgrade & Main	150,000	0	150,000	107	34	75 0
6	1983		Roads	Naknek-King Salmon Road	Naknek/King Salmon Rd Repair & Upgrade	200,000	0	200,000	106	205	39 0
6	1983	Dillingham	Roads	Unspecified Roads	Dillingham-Street Improvements	572,000	0	572,000	10	0	29 0
6	1983	Dillingham	Roads	Unspecified Roads	Dillingham-Design/Const Street Improvements	400,000	0	400,000	107	34	117 0
6	1983	New Stuyahok	Roads	Unspecified Roads	New Stuyahok-Road Improvements	300,000	0	300,000	107	34	117 0
6	1983	South Naknek	Roads	Beach Access Road	South Naknek-Beach Access Road	75,000	0	75,000	107	34	117 0
6	1983	Togiak	Roads	Unspecified Roads	Togiak-Road Upgrade	75,000	0	75,000	107	34	117 0
6	1983	Unalaska	Roads	Bridge Repairs	Unalaska-Bridge Repair	35,000	0	35,000	107	34	117 0
						3,307,000	0	3,307,000			Sum
Number of Observations: 10											
6	1984		Roads	Naknek-King Salmon Road	Naknek/King Salmon Rd Rehab	2,500,000	0	2,500,000	24	0	62 0
6	1984		Roads	Nondalton-Iliamna Road	Nondalton Iliamna Road Improvements	1,000,000	0	1,000,000	24	0	63 0
6	1984		Roads	Nondalton/Nemahalen Road	Nondalton/Nemahalen Road Construction	1,500,000	0	1,500,000	171	319	56 0

Page 31 of APPROPRIATIONS FOR ROADS AND BIKE/PEDESTRIAN PATHS, SLA 1983 THROUGH SLA 1986, BY ELECTION DISTRICT

ED YEAR	AFFECTED COMMUNITY	TYPE OF FACILITY	ROAD (IF SPECIFIED)	DESCRIPTION	APPV'D OF	APPV'D OF	TOTAL	CHP	SEC	PG	LN
					4,921,000	900,000	5,821,000				Sum
Number of Observations: 11											
27 1984		Roads	Unspecified Roads	Kodiak Island Borough-Road Projects Cons	441,000	0	441,000	22	0	9	0
27 1984	Akhiok	Roads	Dock Access Road	Akhiok-Dock Facility Access Road	560,000	0	560,000	24	0	46	0
27 1984	Karluk	Roads	Street Lighting	Karluk-Street Lighting	27,000	0	27,000	21	0	14	0
27 1984	Kodiak	Roads	Mission Road	Kodiak-Mission Road Project	340,000	0	340,000	24	0	12	0
27 1984	Kodiak	Roads	Relief Lane	Kodiak-Relief Lane Extension	2,149,000	0	2,149,000	24	0	47	0
27 1984	Kodiak	Roads	Bridges	Kodiak-Near Island Bridge Phase II	14,500,000	0	14,500,000	24	0	62	0
27 1984	Kodiak	Roads	Multiple Roads	Kodiak-Munasha Circle and Bayview	750,000	0	750,000	24	0	75	0
27 1984	Old Harbor	Roads	Old Harbor Road	Old Harbor-Road Extension	375,000	0	375,000	45	0	9	0
					19,142,000	0	19,142,000				Sum
Number of Observations: 6											
27 1985		Roads	School Safety	School Crossing Lighting & Safety Improv	100,000	0	100,000	105	550	118	11
27 1985	Chignik	Roads	Unspecified Roads	Chignik-Road Construction	70,000	0	70,000	96	0	15	0
27 1985	Chignik Lagoon	Roads	Bridges	Chignik Lagoon-Bridge Construction	290,000	0	290,000	96	0	15	0
27 1985	Perryville	Roads	Unspecified Roads	Perryville-Rd Upgrade & Equipment Repair	25,000	0	25,000	105	541	116	22
27 1985	Port Lions	Roads	Bay View Drive	Port Lions-Bay View Drive	200,000	0	200,000	96	0	42	0
					685,000	0	685,000				Sum
Number of Observations: 5											
27 1986	Kodiak	Roads	Near island Roads	Kodiak-Near Island Rds/Utilities/Harbors	1,400,000	0	1,400,000	128	3	32	19
27 1986	Kodiak	Roads	St Herman Harbor Access	St Herman Harbor Access & Parking	500,000	0	500,000	130	156	33	11
27 1986	Port Lions	Roads	Bay View Drive	Port Lions-Bayview Drive Completion	100,000	0	100,000	128	3	32	21
					2,000,000	0	2,000,000				Sum
Number of Observations: 3											

92 1984 Roads Knik Arm Crossing Knik Arm Crossing North & South Approach 400,000 4,422,000 5,022,000 24 0 42 0
 Page 33 of APPROPRIATIONS FOR ROADS AND BIKE/PEDESTRIAN PATHS, SLA 1983 THROUGH SLA 1986, BY ELECTION DISTRICT

ED YEAR	AFFECTED COMMUNITY	TYPE OF FACILITY	ROAD (IF SPECIFIED)	DESCRIPTION	APPVD'D GF	APPVD'D OF	TOTAL	CHP	SEC	PG	LH
92 1984		Roads	Knik Arm Crossing	Knik Arm Crossing North & South Approach	1,000,000	0	1,000,000	171	319	56	0
					1,645,000	5,597,000	7,242,000				Sum

Number of Observations: 3

92 1985		Roads		Central Hwy Preliminary Engineering	0	3,420,000	3,420,000	96	0	14	0
92 1985		Roads	Federal Match	Central Hwys Federal Aid Match	5,745,000	0	5,745,000	96	0	13	0
					5,745,000	3,420,000	9,165,000				Sum

Number of Observations: 2

92 1986		Roads	Federal Match	Central Region GF Match, Highways	4,050,000	0	4,050,000	128	3	13	4
92 1986		Roads	Federal Match	Expenses Ineligible for Federal Aid	850,000	0	850,000	130	154	32	25
					4,900,000	0	4,900,000				Sum

Number of Observations: 2

					15,612,000	18,065,000	33,677,000				Sum
--	--	--	--	--	------------	------------	------------	--	--	--	-----

Number of Observations: 9

94 1983		Roads	Unspecified Roads	Interior Highways Supplemental	315,000	3,617,000	3,932,000	107	34	77	0
94 1983		Roads	Unspecified Roads	Interior Railroad Crossing Improvements	50,000	450,000	500,000	107	34	77	0
					365,000	4,067,000	4,432,000				Sum

Number of Observations: 2

94 1985		Roads	Federal Match	Northern Hwys Federal Aid Match	7,050,000	0	7,050,000	96	0	17	0
94 1985		Roads	Preliminary Engineering	Northern Hwys Preliminary Engineering	0	12,040,000	12,040,000	96	0	17	0

YR	AFFECTED COMMUNITY	TYPE OF FACILITY	ROAD (IF SPECIFIED)	DESCRIPTION	APPVD'D CF	APPVD'D DF	TOTAL	CHP	SEC	PG	LN
					10,269,000	41,721,000	51,990,000				Sum
Number of Observations: 4											
9	1984	Roads	Bridges	Statewide Bridge Program	281,000	1,127,200	1,409,000	24	0	61	0
9	1984	Roads	Unspecified Roads	Local Service Roads, Trails and Bikeways	3,500,000	0	3,500,000	24	0	61	0
9	1984	Roads	Various LRSA	Road Maintenance Service Area Road Impro	3,000,000	0	3,000,000	171	319	56	0
					6,781,000	1,127,200	7,909,000				Sum
Number of Observations: 3											
9	1985	Roads	Bridges	Bridge Rehab & Replacement Program	920,000	3,600,000	4,600,000	96	0	12	0
9	1985	Roads	Various LRSA	Local Service Roads & Trails	1,150,000	0	1,150,000	96	0	12	0
9	1985	Roads	Unspecified Roads	Safety Improvement Program	390,000	3,400,000	3,790,000	96	0	0	0
9	1985	Roads	Planning	Statewide Highway Planning Work Prgs	500,000	1,430,000	1,930,000	96	0	12	0
					2,960,000	8,510,000	11,470,000				Sum
Number of Observations: 4											
9	1986	Roads	Planning	Annual Highway Planning Work Program	320,000	1,430,000	1,750,000	128	3	12	15
9	1986	Roads	Bridges	Bridge Rehab and Replacement Program	967,000	4,500,000	5,467,000	128	3	12	24
9	1986	Roads	Unspecified Roads	Safety Improvement Program	433,000	3,000,000	4,333,000	128	3	12	23
					1,720,000	9,030,000	11,550,000				Sum
Number of Observations: 3											
					21,730,800	61,168,200	82,919,000				Sum
Number of Observations: 16											
					455,235,882	844,300,300	1,299,536,182				Sum
Number of Observations: 792											

State	Resident Population (Thousands)	Total Registered Vehicles (Thousands)	Total Highway Fuel Consumption (Millions) of Gallons	Total Licensed Drivers (Thousands)	Total Vehicle Miles (Millions)	Total Disbursements for Highways ¹ (Millions of Dollars)	Total Existing Road and Street Mileage	Total Highway Fatalities	Fatality Rate (Per 100 Million Vehicle Miles)
Alabama	4,021	3,338	2,174	2,462	35,091	912,168	87,798	881	2.51
Alaska	521	353	285	300	3,840	538,099	11,601	127	3.31
Arizona	3,187	2,235	1,792	2,325	21,580	873,382	76,906	863	4.14
Arkansas	2,359	1,384	1,376	1,724	17,112	433,490	77,029	535	3.13
California	26,365	18,899	12,627	17,445	207,600	3,779,883	174,081	4,961	2.39
Colorado	3,231	2,759	1,703	2,284	26,146	804,915	75,972	578	2.21
Connecticut	3,174	2,485	1,490	2,316	22,152	668,060	19,633	440	2.32
Delaware	622	465	366	448	5,365	224,490	5,313	104	1.94
District of Columbia	626	326	179	385	3,223	104,059	1,102	60	1.68
Florida	11,366	9,865	5,843	8,016	88,056	1,861,426	99,071	2,830	3.21
Georgia	5,976	4,580	3,722	3,910	83,713	1,112,707	106,257	1,331	2.53
Hawaii	1,054	651	337	594	6,762	179,026	3,939	126	1.86
Idaho	1,005	854	625	692	7,710	278,749	88,169	255	3.31
Illinois	11,535	7,727	5,265	6,950	70,844	2,458,547	134,709	1,535	2.17
Indiana	5,499	4,024	3,144	3,598	40,782	903,665	91,398	974	2.39
Iowa	2,884	2,696	1,563	1,901	20,191	876,728	112,478	474	2.35
Kansas	2,450	2,148	1,438	1,858	19,275	674,032	132,409	486	2.52
Kentucky	3,726	2,615	1,984	2,248	28,520	902,231	69,460	712	2.50
Louisiana	4,481	3,012	2,350	2,756	33,365	1,357,161	68,241	931	2.79
Maine	1,164	840	631	804	9,277	275,935	21,955	206	2.22
Maryland	4,382	3,276	2,214	2,997	33,337	1,126,676	27,664	727	2.16
Massachusetts	5,822	3,738	2,546	3,792	39,696	911,817	33,604	740	1.86
Michigan	9,068	6,727	4,348	6,254	87,402	1,553,132	117,581	1,543	2.28
Minnesota	4,193	3,385	2,119	2,473	32,688	1,547,517	131,998	609	1.86
Mississippi	2,613	1,746	1,415	1,811	19,130	676,453	71,694	662	3.46
Missouri	5,029	3,558	2,955	3,393	39,284	882,547	119,155	931	2.37
Montana	826	652	513	582	7,572	355,691	71,543	223	2.94
Nebraska	1,606	1,257	890	1,090	12,054	511,101	92,119	237	1.97
Nevada	936	709	581	699	7,566	276,530	43,830	258	3.41
New Hampshire	998	974	479	738	7,538	234,191	14,527	188	2.49
New Jersey	7,582	4,909	3,814	5,714	53,108	1,471,119	33,883	959	1.81
New Mexico	1,450	1,176	928	978	13,269	470,847	53,564	535	4.03
New York	17,783	9,042	6,285	8,841	90,518	3,594,277	110,027	2,003	2.21
North Carolina	6,255	4,450	3,473	4,123	49,923	971,752	93,214	1,481	2.97
North Dakota	885	655	425	443	5,387	274,780	85,980	90	1.67
Ohio	10,744	8,102	5,430	7,336	75,549	1,899,379	112,984	1,640	2.17
Oklahoma	3,301	2,864	2,131	2,243	31,181	447,582	110,674	739	2.37
Oregon	2,687	2,204	1,455	1,960	21,458	657,125	94,000	559	2.61
Pennsylvania	11,853	7,209	5,079	7,555	75,428	2,567,063	116,663	1,771	2.36
Rhode Island	968	610	393	619	5,823	158,915	5,997	109	1.87
South Carolina	3,347	2,222	1,855	2,132	26,677	459,700	83,213	952	3.57
South Dakota	708	650	461	484	6,277	292,551	73,293	130	2.07
Tennessee	4,762	3,754	2,952	3,025	36,258	836,805	83,831	1,101	3.04
Texas	16,370	12,444	10,115	10,809	143,263	3,408,397	282,254	3,678	2.57
Utah	1,645	1,099	816	963	12,037	398,618	48,563	303	2.52
Vermont	535	398	273	385	4,688	166,594	14,031	115	2.45
Virginia	5,700	4,253	3,233	3,804	47,828	1,134,484	65,482	877	2.04
Washington	4,409	3,526	2,103	2,981	34,375	1,296,191	81,074	742	2.16
West Virginia	1,936	1,180	892	1,299	12,664	572,310	35,117	420	3.32
Wisconsin	4,775	3,187	2,266	3,211	36,679	1,411,913	108,507	744	2.03
Wyoming	509	500	421	332	5,401	376,652	38,235	152	2.61
Total	238,740	171,691	121,358	156,868	1,774,762	50,111,504	3,861,934	43,795	2.47

All units of government, 1984 data

United States General Accounting Office

GAO

Annual Report to the Chairmen,
House and Senate Committees
on Appropriations

MAY 27 1987

February 1987

STATUS OF OPEN RECOMMENDATIONS

Improving Operations of Federal Departments and Agencies



Ground Transportation

Highway Funding: Federal Distribution Formulas Should Be Changed



RCED-86-114. 03/31/86

Background

In response to a congressional request, GAO reviewed the statutory formulas used to apportion federal highway funds to the states.

to be consistent with the extent and use of the current system. Changing the factors used in arriving at these apportionment formulas would result in some states receiving more or less funds than under the present formulas.

deleted from the primary and secondary formulas; and (4) lane-miles should be added to the federal-aid urban highway apportionment formula, which is now based only on urban population, to provide a measure of the extent of the urban system.

Findings

More than \$13 billion in highway funds have been apportioned among the states in fiscal year 1986 on the basis of highway formulas enacted by Congress over the years. GAO found that: (1) the factors used in formulas to apportion highway funds should reflect the extent and usage of today's highway system; (2) lane-miles is a direct measure of the size of the road network and should be used to reflect the extent of the system to be preserved; (3) highway use can be measured by both vehicle-miles of travel and motor fuel consumption; (4) each method of measurement has advantages and disadvantages as a formula; (5) the interstate resurfacing, restoration, rehabilitation, and reconstruction program is the only formula currently using a combination of these factors; and (6) the primary, secondary, and urban formulas need to be revised

Open Recommendations to Congress

Congress should revise the factors used in the primary, secondary, and urban formulas as follows: (1) land area, which correlates poorly with the extent of the highway system, should be deleted from the primary and secondary formulas and be replaced with lane-miles, which more closely measures the extent of the highway system; (2) population, either rural or urban, which is an inexact measure of highway use, should be replaced with either vehicle miles of travel or motor fuel consumption, either of which more closely reflects highway use, including changes in such use; (3) postal mileage, which seems to bear no relationship to either the extent of the highway system or its use, should be

Status: Action not yet initiated.

Congress should request that the primary, secondary, and urban formula factors be weighted to reflect road deterioration.

Status: Action not yet initiated.

If Congress wishes to continue to use population in primary, secondary, and urban formulas, the Census Bureau's current state population estimates should be used between decennial censuses to develop annual estimates of urban and rural population.

Status: Action not yet initiated.

Ground Transportation

Auto Safety: Effectiveness of Ford Transmission Settlement Still at Issue

RCED-86-52. 06/10/86

Background

Pursuant to a congressional request, GAO examined the agreement between Ford Motor Company and the

Department of Transportation that closed the National Highway Traffic Safety Administration's (NHTSA) investigation of an alleged transmission defect in certain 1970-79 model year Fords.

Findings

As a result of increased injuries and fatalities due to allegedly faulty Ford automobile transmissions, Ford and

... by applica-
... (3) were

... rev-
... Secretary
... information as
... d former sub-
... the Secretary
... d procedures
... with sections
... title.

... d subsec. (c).
... l that subsec.
... l to relieve the
... a final inspec-
... tion and to
... estimated cost
... of construc-
... ce. (b) of this

... added subsec.

... ive history and
... 173 U.S. Code
... re also, Pub.L.
... d Adm. News,
... Code Cong. and

101.
R 642.101.

... stator's conclu-
... congra highway
... official notice of
... chapter, Adm-
... e formal finding
... be had without
... Safety v. Tiem-
... 215, remanded

... civities centered
... issues and incl-
... had standing to
... certification ac-
... ty standards for
... v Auto Safety v.
... F.Supp. 215, re-
... 2d 689.

... civities centered
... ty issues and
... ing activities of
... had standing to
... Federal Highway
... the making provi-

visions of the Administrative Procedure Act, sections 551 et seq. and 701 et seq. of Title 5, when providing for alternative procedure for approving state highway safety plans and failure of the Federal Highway Administration to open meetings with a particular organization to the public pursuant to Federal Advisory Committee Act, Appendix I of Title 5. Id.

2. Regulations

Under this section, Federal Highway Administration's duty to promulgate regulations pertaining to states' plans for certification acceptance is mandatory, although agency is vested with some discretion in deciding what type of regulations are necessary. Center for Auto Safety v. Tiemann, D.C.D.C.1977, 428 F.Supp. 118.

In light of Federal Highway Administration's pending reconsideration of regulations pertaining to certification acceptance plans under this section, there was no final agency action which court could review in action challenging such regulation; however, if agency did not complete reconsideration of regulations within reasonable period of time, agency would run risk of having its failure to act treated, upon appropriate motion made by plaintiffs, as final renewable agency action. Id.

In the absence of any showing of prejudice as to Federal Highway Administration acceptance of Georgia's certification acceptance plan for highway safety standards pursuant to original tainted regulations governing certification applications, since nonprofit organization which challenged the regulations and the certification was able to comment on the plan while it was pending, and since the organization was entitled to substantive judicial review of the acceptance of the certification, court would not set aside approval of the Georgia plan because of the procedural irregularities in the adoption of the regulations. Center for Auto Safety v. Tiemann, D.C.D.C.1976, 414 F.Supp. 215, remanded on other grounds 580 F.2d 689.

4. Judicial review

Finding of Federal Highway Administration that state had capability to insure that safety standards were contained in state's plan for certification acceptance under this section was not sufficiently explained to afford court proper basis for judicial review, in view of failure of agency to inform court as to which portions of exhibits consisting of thousands of pages were relied upon by agency in making such determination, and thus case would be remanded to agency for clarification. Center for Auto Safety v. Tiemann, D.C.D.C.1977, 428 F.Supp. 118.

While Federal Highway Administration's decision to employ certification acceptance procedures for state highway safety plan is unreviewable, its decision to approve a state certification is dependent upon mandatory findings and is therefore subject to judicial review. Center for Auto Safety v. Tiemann, D.C.D.C.1976, 414 F.Supp. 215, remanded on other grounds 580 F.2d 689.

5. Safety standards—Generally

When Federal Highway Administration approves state's certification acceptance plan under this section, agency must make finding that state has the capability to insure that safety standards

will be enforced. Center for Auto Safety v. Tiemann, D.C.D.C.1977, 428 F.Supp. 11.

6. Factors considered

Under provision of this section authorizing Secretary of Transportation to accept certification from a state on finding that its highway projects will be carried out in accordance with state laws and standards which will accomplish policies and objectives of this title, it is for the Secretary to determine factors relevant to a "capability" finding and the appropriate method for making such a finding; hence, "Certification acceptance" regulation which specifies reports, etc., that may be examined in evaluating the state's performance and resources is not deficient for failure to include a comprehensive list of specific factors for making a capability finding. Center for Auto Safety v. Bowers, D.C.D.C.1979, 466 F.Supp. 829.

Fact that some documents provided by Secretary of Transportation and Administrator of Federal Highway Administration were prepared after acceptance of Georgia's certification that federal aid highway projects would be carried out in

accordance with state laws and standards that met objectives of this title did not undermine the award where there was no post hoc rationalization and subsequent material was relevant to determining continuing adequacy of the state plan and review of such documents was proper in face of court's recognition of possibility of future consideration of the capability finding. Id.

7. Substantial evidence

Decision of Secretary of Transportation and Administrator of Federal Highway Administration to accept Georgia's certification of safety standards for federal aid highways was supported by substantial evidence, including showing that for 20 years the state operated satisfactorily under the secondary road plan, which plan was predecessor to current "Certification Acceptance" system, with remainder of documents reviewed covering many topics, including research and development, safety review and ability of Georgia's Department of Transportation to take corrective action once deficiencies have been spotted. Center for Auto Safety v. Bowers, D.C.D.C.1979, 466 F.Supp. 829.

§ 118. Availability of sums apportioned

(a) On and after the date that the Secretary has certified to each State highway department the sums apportioned to each Federal-aid system or part thereof pursuant to an authorization under this title, or under prior Acts, such sums shall be available for expenditure under the provisions of this title.

(b)(1) Sums apportioned to each Federal-aid system (other than the Interstate System) shall continue available for expenditure in that State for the appropriate Federal-aid system or part thereof (other than the Interstate System) for a period of three years after the close of the fiscal year for which such sums are authorized and any amounts so apportioned remaining unexpended at the end of such period shall lapse.

(2) Except as otherwise provided in this subsection, sums apportioned for the Interstate System in any State shall remain available for expenditure in that State for the Interstate System until the end of the fiscal year for which authorized. Sums not obligated within the time period prescribed by the preceding sentence shall be made available by the Secretary for projects on the Interstate System (other than projects for which sums are apportioned under section 104(b)(5)(B)) in accordance with the following priorities: First, for high cost projects which directly contribute to the completion of an Interstate segment which is not open to traffic; and second, for projects of high cost in relation to a State's apportionment. Sums may only be made available under this paragraph in any State if the Secretary determines that the State has obligated all of its apportionments other than an amount which, by itself, is insufficient to pay the Federal share of the cost of a project on the Interstate System which has been submitted by such State to the Secretary for approval, and the applicant is willing and able to (A) apply the funds to a ready-to-commence project; and (B) in the case of construction work, begin work within ninety days of obligation. Sums made available under this paragraph shall remain available until expended.

(3) Any amount apportioned to the States for the Interstate System under subsection (b)(5)(B) of section 104 of this title shall continue to be available for expenditure in that State for a period of two years after the close of the fiscal year for which such sums are authorized. Sums not obligated within the time period prescribed by the preceding sentence shall be made available by the Secretary for projects for resurfacing, restoring, rehabilitating, and reconstructing the Interstate System to any other State applying for such funds, if the Secretary determines that the State has obligated all of its apportionments under such subsection other than an amount which, by itself, is insufficient to pay the Federal share of the cost of such a project which has been submitted by such State to the Secretary for approval, and the applicant is willing and able to (A) obligate the funds within one year of the date

the funds are made available; (B) apply them to a ready-to-commence project; and (C) in the case of construction work, begin work within ninety days of obligation. Sums made available under this paragraph shall remain available until expended.

(4) Sums apportioned to a Federal-aid system for any fiscal year shall be deemed to be expended if a sum equal to the total of the sums apportioned to the State for such fiscal year and previous fiscal years is obligated. Any Federal-aid highway funds released by the payment of the final voucher or by the modification of the formal project agreement shall be credited to the same class of funds, primary, secondary, urban, or interstate, previously apportioned to the State and be immediately available for expenditure.

(e) Before any apportionment is made under section 104(b) (5) (A) of this title for a fiscal year beginning after September 30, 1983, the Secretary shall set aside \$300,000,000. Such amount shall be available only for obligation by the Secretary in accordance with subsection (b) (2) of this section.

(d) In addition to amounts otherwise available to carry out this section, an amount equal to the amount by which the unobligated apportionment for the Interstate System in any State is reduced under section 103(e) (4) of this title on account of the withdrawal of a route or portion thereof on the Interstate System, which withdrawal is approved after the date of enactment of this subsection, shall be available to the Secretary for obligation in accordance with subsection (b) (2) of this section.

(e) The total payments to any State shall not at any time during a current fiscal year exceed the total of all apportionments to such State in accordance with section 104 of this title for such fiscal year and all preceding fiscal years.

(f) Funds made available to the State of Alaska under this title may be expended for construction of access and development roads on a Federal-aid system that will serve resource development, recreational, residential, commercial, industrial, or other like purposes.

(As amended Pub.L. 89-574, § 7(a), Sept. 13, 1966, 80 Stat. 768; Pub.L. 94-280, Title I, § 117(a), May 5, 1976, 90 Stat. 436; Pub.L. 95-599, Title I, § 115(a), Nov. 6, 1978, 92 Stat. 2697; Pub.L. 96-106, § 5(a), Nov. 9, 1979, 93 Stat. 797; Pub.L. 97-424, Title I, § 115, Jan. 6, 1983, 96 Stat. 2107.)

References in Text. The date of the enactment of this subsection, referred to in subsec. (d), is the date of the enactment of Pub.L. 97-424, which was approved on Jan. 6, 1983.

1983 Amendment. Subsec. (b). Pub.L. 97-424, § 115(a), designated existing provisions as pars. (1) through (4), in par. (2) as so designated, substituted "for projects on the Interstate System (other than projects for which sums are apportioned under section 104(b)(5)(B)) in accordance with the following priorities: First, for high cost projects which directly contribute to the completion of an Interstate segment which is not open to traffic; and second, for projects of high cost in relation to a State's apportionment. Sums may only be made available under this paragraph in any State" for "to any other State applying for such funds for the Interstate System," after "available by the Secretary", struck out former cl. (1), which had required readiness to obligate funds within one year of the date the funds are made available, redesignated former cls. (2) and (3) as (A) and (B), respectively; and in par. (3) as so designated, struck out "and any amounts so apportioned remaining unexpended at the end of such period shall lapse" after "such sums are authorized", added provision relating to the disposition of funds not obligated within the prescribed time period, and added further provision that sums made available under this paragraph shall remain available until expended.

Subsecs. (c), (d). Pub.L. 97-424, § 115(b), added subsecs. (c) and (d). Former subsecs. (c) and (d) were redesignated (e) and (f), respectively.

Subsecs. (e), (f). Pub.L. 97-424, § 115(b), redesignated former subsecs. (c) and (d) as (e) and (f), respectively.

1979 Amendment. Subsec. (b). Pub.L. 96-106 substituted "shall continue to be available for expenditure in that State for a period of two years after the close of the fiscal year for which such sums are authorized and any amounts so apportioned remaining unexpended at the end of such period shall lapse" for "remaining unexpended at the end of the period of its availability shall lapse".

1978 Amendment. Subsec. (b). Pub.L. 95-599 substituted provisions relating to the availability of funds until the end of the fiscal year for provisions relating to the availability of funds until two years after the close of the fiscal year and substituted provisions establishing requirements for eligibility for funds for provisions calling for immediate reapportionment of funds.

1976 Amendment. Subsec. (b). Pub.L. 94-280, in revising the text, provided for a separate three year period of availability of sums apportioned to a Federal-aid system (other than the Interstate System), increased from the previously applicable two year period, continued the existing two year period for sums apportioned to the Interstate System; substituted provision for reapportionment of sums apportioned to the States for the Interstate System under section

IC
at
La
la
of
us
us
ru
ru
if.
to
ye
es;
the
ye
pre
of
pre
for
39-
f
45
un-
[ar
app
23.
the
que
L
pur
Cor
44.
p. 7
Act
Cac
97-
p. 2
Cod
p.
630

Fede
Just
Stat.
Stat.

1.
A
sect
Fed.
able
has
ment
that
funds
1099

2. 1
Pr
that

§ 11
13
and

ness project; and of obligation. until expended. It will be deemed to be State for Federal-aid highway modification of the of funds, primary, and be immedi-

(A) of this title for a ry shall set aside by the Secretary in

section, an amount for the Interstate e on account of the r, which withdrawal be available to the this section.

ing a current fiscal rance with section 173.

le may be expended aid system that will industrial, or other

1-280, Title I, § 117(a), 92 Stat. 2697; Pub.L. Jan. 6, 1983, 96 Stat.

- 97-424, § 115(b), add- Former subsec. (c) and (f), respectively. -424, § 115(b), re- d (d) as (e) and

Subsec. (b). Pub.L. l continue to be available late for a period of two the fiscal year for which ed and any amounts so inaspended at the end of for "remaining unexpended of its availability shall

Subsec. (b). Pub.L. ones relating to the avail- end of the fiscal year for : availability of funds until se of the fiscal year and establishing requirements for provisions calling for em of funds.

Subsec. (b). Pub.L. test, provided for a separ- of availability of sums aid system (other than increased from the previ- ar period, continued the J for sums apportioned to substituted provision for ms, apportioned to the ic System under section

104(b)(4)(A), under section 104(b)(5)(A) of this title and for lapse of sums apportioned to the Interstate System under section 104(b)(4)(B) of this title for prior provision for reapportionment of sums, apportioned to the States for the Interstate System under section 104(b)(4) and (5), under section 104(b)(5) of this title; and substituted provisions deeming there to be an expenditure of sums apportioned to a Federal-aid system if a sum equal to the total of the sums apportioned to the State for the fiscal year and previous fiscal years is obligated for prior provision deeming an expenditure to exist if a sum equal to the total of the sums apportioned to the States for the fiscal year and previous fiscal years is covered by formal project agreements providing for the expenditure of funds authorized by each Act which contains provisions authorizing the appropriation of funds for Federal-aid highways.

1966 Amendment. Subsec. (d). Pub.L. 89-374 added subsec. (d).

Effective Date of 1979 Amendment. Section 5(b) of Pub.L. 96-106 provided that: "The amendment made by subsection (a) of this section [amending this section] shall apply to all amounts apportioned under section 104(b)(5)(B) of title 23, United States Code (section 104(b)(5)(B) of this title), for the fiscal year 1978 and for subsequent fiscal years."

Legislative History. For legislative history and purpose of Pub.L. 89-374, see 1966 U.S. Code Cong. and Adm. News, p. 2800. See, also, Pub.L. 94-280, 1976 U.S. Code Cong. and Adm. News, p. 798; Pub.L. 95-599, 1978 U.S. Code Cong. and Adm. News, p. 6575; Pub.L. 96-106, 1979 U.S. Code Cong. and Adm. News, p. 1813; Pub.L. 97-424, 1982 U.S. Code Cong. and Adm. News, p. 1639.

Code of Federal Regulations Preconstruction procedures, see 23 CFR 203.102.

Notes of Decisions

- Federal restrictions: 2
Justiciable issues: 3
State control of allotted funds: 1
State funds, use of its own: 4

- 1. State control of allotted funds
A reasonable construction of provision of this section providing that sums apportioned to each Federal-aid system or part thereof shall be available for expenditure on and after date Secretary has certified sums to each State highway department was not supportive of Secretary's argument that states have no inchoate interest whatsoever in funds so apportioned. State Highway Commission of Missouri v. Volpe, C.A.Mo.1973, 479 F.2d 1099.
2. Federal restrictions
Provision of subsec. (b) of this section providing that highway funds shall continue to be available

§ 119. Interstate System resurfacing

(a) The Secretary may approve projects for resurfacing, restoring, rehabilitating, and reconstructing routes on the Interstate System designated under sections 103

for expenditure "in the state" for a period of two years before the lapse simply means that money is to be available for an individual state to use, and if any state does not obligate all their money within two-year period, then money will lapse, but does not mean that federal government may withhold money as it sees fit so long as states are allowed to obligate funds within two years. State Highway Commission of Missouri v. Volpe, C.A.Mo.1973, 479 F.2d 1099.

State which was ready, willing and able to obligate its apportionment from highway trust fund but was prevented from doing so by withholding, by Secretary of Transportation of the United States with approval of Director of the Office of Management and Budget of the United States, of authority to obligate apportionment from the fund for reasons related to prevention or control of inflation was entitled to injunctive and declaratory relief. State Highway Commission of Mo. v. Volpe, D.C.Mo.1972, 347 F.Supp. 950, modified on other grounds 479 F.2d 1099.

Under this chapter and V.A.M.S. Const. art. 4, §§ 29, 30 and V.A.M.S. § 226.010 et seq., State Highway Commission of Missouri had standing, as state agency invested with exclusive and plenary powers and duties on behalf of Missouri to receive and administer federal highway funds and apportionments, to maintain action against Secretary of Transportation of the United States and Director of the Office of Management and Budget of the United States seeking injunctive, declaratory and mandamus relief in connection with withholding authority from Missouri to obligate apportionment from highway trust fund. Id.

3. Justiciable issues

Action under section 1361 of Title 28 by state to compel Secretary to release all funds authorized and apportioned to State for contractual obligation under this chapter presented a justiciable controversy. State of Iowa ex rel. State Highway Commission v. Binnegar, C.A. Iowa 1975, 512 F.2d 722.

Although Indiana motorist contended that he had been injured by failure of Director of Office of Management and Budget and Secretary of Transportation to release impounded highway funds, where no state project had been denied by Administration and all money apportioned to state for prior fiscal years, as well as major portion of current fiscal year's funds, were available to state, the issue motorist presented was conditioned on events that had not occurred and were so hypothetical as to be nonjusticiable. Stanton v. Ash, D.C.Ind.1974, 384 F.Supp. 625.

4. State funds, use of its own

Where state highway project had not received federal funding prior to injunction halting project, district court was without authority to enjoin state's use of its own funds to engage in preliminary planning and design activities on theory that state and federal government were partners in the enterprise. Sierra Club v. U.S. Army Corps of Engineers, C.A.N.Y.1984, 732 F.2d 223.

(a) The Secretary may approve projects for resurfacing, restoring, rehabilitating, and reconstructing routes on the Interstate System designated under sections 103

To impose liability on the state for its negligent failure to maintain Alaska highways through the winter would not place an "impossible burden" on the state. *State v. Abbott*, Sup. Ct. Op. No. 804 (File Nos. 1463, 1467), 498 P.2d 712 (1972).

Sec. 19.05.040. Powers of department. The department may

- (1) acquire property;
- (2) exercise the power of eminent domain;
- (3) take immediate possession of real property, or any interest in it under a declaration of taking or by other lawful means;
- (4) acquire rights-of-way for present or future use;
- (5) control access to highways;
- (6) regulate roadside development;
- (7) preserve and maintain the scenic beauty along state highways;
- (8) dispose of property acquired for highway purposes;
- (9) accept and dispose of federal funds or property available for highway construction, maintenance, or equipment;
- (10) enter into contracts or agreements relating to highways with the federal government, municipalities, a political subdivision, or with a foreign government, if the contract is approved by the federal government; and
- (11) exercise any other power necessary to carry out the purpose of chs. 5 — 25 of this title. (§ 2 art III title I ch 152 SLA 1957; am § 3 ch 35 SLA 1971)

Legislative history reports. — For report on ch. 35, SLA 1971 (HB 387), see 1971 House Journal, p. 776.

NOTES TO DECISIONS

Department may acquire real property for highway through eminent domain. — The Department of Highways (now Department of Transportation and Public Facilities) may acquire real property for the purpose of constructing a highway through the exercise of eminent domain power, under the authority of this section, AS 19.05.040 — 19.05.120 and AS 19.20.010. *Rabinec v. State*, Sup. Ct. Op. No. 908 (File No. 1539), 512 P.2d 563 (1973), rev'd on other grounds, 586 P.2d 966 (1978).

Sec. 19.05.045. Relocation payments.

Repealed by § 2 ch 60 SLA 1969.

Editor's notes. — The repealed section derived from § 1, ch. 93, SLA 1968.

Sec. 19.05.050. Roads in tourist and trailer camps. The department may adopt regulations governing the use of roads in tourist, trailer and other camps when public and private roads in or through the camps are used by, or are open to, the general public. (§ 1 ch 59 SLA 1955)

commissioner shall, in conformity with the Administrative Procedure Act (AS 44.62), if necessary, adopt a regulation approving, modifying, or rejecting the proposed utility corridor and railroad right-of-way.

(c) If the commissioner approves or modifies the proposed utility corridor and railroad right-of-way,

(1) the Department of Natural Resources shall promptly classify, or reclassify, and reserve any state land within the utility corridor for use as a utility corridor and railroad right-of-way; and

(2) the department shall

(A) exercise its authority under AS 19.05.040 to acquire rights-of-way across land within the utility corridor which is subject to the state's power of condemnation;

(B) work with federal officials to secure reclassification and withdrawal of federal land in the utility corridor for reservations and rights-of-way across the federal land for use as a utility corridor and railroad right-of-way; and

(C) prepare a report evaluating the impact of construction of an extension of the Alaska Railroad across federal lands within the railroad right-of-way; the statement shall satisfy the requirements for an "environmental impact statement" under 42 U.S.C. 4332.

(d) The requirements of the Alaska Land Act (AS 38.05) relating to classification and reclassification of land are inapplicable to actions taken under this section. (§ 1 ch 145 SLA 1977; am §§ 1—4 ch 95 SLA 1981)

Effect of amendments. — The 1981 amendment substituted "not later than April 1, 1982, the" for "the" preceding "interior division" in the first sentence of subsection (a) and substituted "a complete legal description of the" for "a delineation of a" preceding "proposed railroad" in the second sentence of the subsection. In subsection (b) the amendment substituted "within 90 days after receiving a report transmitting the work of the interior division of the department under (a) of this

section, the" for "the" preceding "commissioner" and added "if necessary" preceding "adopt a regulation" and in subsection (c)(1), added "promptly" preceding "classify." In subsection (c)(2), the amendment designated the language beginning "exercise its authority" and ending "power of condemnation" as subparagraph (A) and added subparagraphs (B) and (C).

Legislative history reports. — For report on ch. 145, SLA 1977 (HB 47), see 1977 House Journal, p. 371.

Article 3. General Provisions.

Section	Section
125. Purpose	140. [Transferred]
130. [Transferred]	150. [Transferred]

Sec. 19.05.125. Purpose. The purpose of chs. 5 — 25 of this title is to establish a highway department capable of carrying out a highway planning, construction, and maintenance program which will provide a common defense to the United States and Alaska, a network of highways linking together cities and communities throughout the state (thereby contributing to the development of commerce and indus-

15.125

ature
ty

...ity

ify, or
or use

quire
ect to

with-
and
and

of an
rail-
or an

ing to
ions
SLA

nis-
ing

...ing
power
and

For
see

ic is
way
vide
of
the
lus-

§ 19.05.130

HIGHWAYS AND FERRIES

§ 19.10.010

try in the state, and aiding the extraction and utilization of its resources), and otherwise improve the economic and general welfare of the people of the state. (§ 2 art I title I ch 152 SLA 1957; am § 28 ch 32 SLA 1971)

Sec. 19.05.130. Definitions.

Transferred to AS 19.45.001.

Editor's notes. — This section was renumbered by the revisor of statutes pursuant to AS 01.05.031.

Sec. 19.05.140. Penalties.

Transferred to AS 19.45.002.

Editor's notes. — This section was renumbered by the revisor of statutes pursuant to AS 01.05.031.

Sec. 19.05.150. Naming of a highway.

Transferred to AS 19.10.085.

Revisor's notes. — This section was renumbered by the revisor of statutes pursuant to AS 01.05.031.

Chapter 10. State Highway System.

Article

1. Designation, Marking and Use (§§ 19.10.010 — 19.10.100)
2. Planning (§§ 19.10.110 — 19.10.160)
3. Construction (§§ 19.10.170 — 19.10.280)

Article 1. Designation, Marking and Use.

Section	Section
10. Dedication of land for public highways	65. Closing and use of highways during certain seasons
15. Establishment of highway widths	70. Determination of safe speed limits
20. Designation of state highway system	80. Designation of through highways
30. Responsibility for system	85. Naming of a highway
40. Uniform system of marking and posting	90. Erection and maintenance of guard rails
50. Traffic control signals	100. Closing highways
52 (Transferred)	
60. Regulation of weight and load of vehi-	

Sec. 19.10.010. Dedication of land for public highways. A tract 100 feet wide between each section of land owned by the state, or acquired from the state, and a tract four rods wide between all other sections in the state, is dedicated for use as public highways. The section line is the center of the dedicated right-of-way. If the highway

(1) replace all permanent markers on private or municipal property that were destroyed or lost during highway construction to permit persons to determine accurately new boundary lines resulting from the construction;

(2) file in the local recording district, after completion of highway construction, an accurate right-of-way map that will contain sufficient engineering and survey information designating where the resulting boundary lines are located on private or municipal property along the highway. (§ 1 ch 14 SLA 1967)

Sec. 19.10.280. Local control of state transportation corridors.

Transferred to AS 19.20.015.

Revisor's notes. - This section was renumbered by the revisor of statutes pursuant to AS 01.05.031.

Chapter 15. Financial Provisions.

Section	Section
10. Loans	10. General laws governing assessments by municipalities to pay highway costs
20. Assent to federal aid	
30. Participation by municipality in federal highway construction	

Sec. 19.15.010. Loans. For the purpose of participating in a federal grant-in-aid program, the department may apply to the Department of Administration for short-term loans from the general fund for periods not to exceed nine months and for amounts estimated not to exceed anticipated revenues for the term of the loan. The Department of Administration may approve the loan if it determines that the loan would not adversely curtail other expenditures from the general fund. (§ 2 art VI title II ch 152 SLA 1957)

Collateral references. - 39 Am. Jur. 2d, Highways, Streets and Bridges, §§ 122-129.
40 C.J.S., Highways, § 176.

Sec. 19.15.020. Assent to federal aid. The legislature assents to the Act of Congress approved July 11, 1916 (39 Stat. 355) entitled, "An Act to provide that the United States shall aid the states in the construction of rural post roads, and for other purposes." The department may make all contracts and do all things necessary to cooperate with the federal government in the construction of highways under the provisions of that Act, and all Acts amending or supplementing it, and any other Act of Congress that may be enacted, including the Federal-Aid Highway Act of 1956 (Public Law 627, 85th Congress, 2nd Session). (§ 1 art II title II ch 152 SLA 1957)

5.020

ty
permit
from the

highway
efficient
resulting
along the

riders.

ements
highway

ederal
of
ds
exceed
ment of
he loan
fund.

ents to
ed, "An
he con-
tment
te with
er the
ot, and
ng the
-s, 2nd

§ 19.15.030

HIGHWAYS AND FERRIES

§ 19.20.010

Sec. 19.15.030. Participation by municipality in federal highway construction. When a federal-aid highway is routed through a municipality, it may participate in the financing, planning, construction, acquisition of right-of-way, and maintenance of the highway in the manner and proportion the department determines is reasonable and proper. (§ 2 art II title II ch 152 SLA 1957)

Cross references. -- For provisions allowing for local control of state transportation corridors, see AS 19.20.015.

Sec. 19.15.040. General laws governing assessments by municipalities to pay highway costs. The provisions of law relating to the levying of assessments for highway financing, planning, construction, acquisition of right-of-way and maintenance, referred to in AS 19.15.030 apply to the extent that they are not inconsistent with the general purpose of chs. 5 --25 of this title. (§ 3 art II title II ch 152 SLA 1957)

Chapter 17. Littering.

Section

10. [Repealed]

Sec. 19.17.010. Posting of law.
Repealed by § 3 ch 149 SLA 1980.

Cross references. -- For provisions concerning recycling and reduction of litter, see AS 16.06.010 -- 16.06.150.

Editor's notes. -- This section derived

from § 2, ch. 13, SLA 1966; Executive Order No. 39, § 11 (1977).

Section 5, ch. 149, SLA 1980, provides: "This Act terminates July 1, 1984."

Chapter 20. Cooperation by and with the State.

Section

10. Connecting highways

15. Local control of state transportation corridors

17. Local control of traffic control systems

20. Authority to establish controlled-access facilities

30. Design of controlled-access facility

40. Acquisition of property and property rights

Section

50. Grade-crossing eliminations

60. Participation in financing, planning, and regulation

70. Local service roads

80. Municipal master highway plan

90. [Transferred]

Sec. 19.20.010. Connecting highways. (a) The department may enter into cooperative agreements with a municipality for the construction or maintenance of a connecting highway which is part of the state highway system and located within the municipality.

APPORTIONMENT - FEDERAL AID HIGHWAY ACT 1976, 1978 & 1987

April 21, 1986

	FY 1977	FY 1978	FY 1979	FY 1980	FY 1981	FY 1982	FY 1983	FY 1984	FY 1985	FY 1986
CONSTRUCTION PRIMARY	55,871,200	55,638,096	50,398,753	55,708,271	59,148,076	48,694,500	58,791,105	66,951,843	74,587,076	75,926,642
CONSTRUCTION SECONDARY	25,589,840	25,575,675	26,357,803	28,969,725	31,569,413	21,609,601	34,371,909	34,718,415	34,777,593	33,274,931
CONSTRUCTION SYSTEM	4,677,454	4,678,014	3,841,894	3,641,894	3,841,894	3,841,894	3,841,895	3,881,097	3,881,097	3,714,210
Subtotal	86,138,494	86,091,785	80,598,450	88,319,890	94,559,383	74,146,000	97,004,909	105,551,355	113,245,766	112,915,783
INITIAL (1980)	-0-	-0-	15,607,695	(FY 81) 16,808,287	(FY 82) 16,808,287	(FY 83) 14,887,240	(FY 84) 17,731,970	(FY 85 Part 1) 9,850,000	(FY 85 Remainder and FY 86) 26,005,970	(FY 87) 17,153,082
INITIAL (1983)	-0-	-0-	-0-	-0-	-0-	(FY 83) 6,517,212	(FY 84) 15,628,167	(FY 85) 19,538,997	(FY 86) 23,102,126	(FY 87) 24,629,480
Subtotal	-0-	-0-	15,607,695	16,808,287	16,808,287	21,404,452	33,360,137	29,388,997	49,108,096	41,786,562
SAFETY										
Sec. 203 Railway-Highway Protective Devices	11,700	835,297	324,801	100,000	1,439,864	1,437,811	1,446,550	1,462,180	1,460,835	1,399,673
Railway-Highway Hazard Elimination	-0-	700,000	1,691,581	1,441,905	1,439,865	1,437,812	1,446,551	1,462,180	1,460,834	1,399,673
Rail-Highway Crossing Offsystem	-0-	409,632	-0-	-0-	-0-	-0-	-0-	-0-	-0-	-0-
Sec. 205 Pavement Marking Demonstration	150,000	150,000	150,000	150,000	150,000	-0-	-0-	-0-	-0-	-0-
Sec. 219 High Hazard Locations	4,120,640	2,594,793	-0-	-0-	-0-	-0-	-0-	-0-	-0-	-0-
Sec. 202 Hazard Elimination	-0-	-0-	1,479,280	2,076,905	735,000	980,000	980,000	990,000	990,000	947,430
Sec. 219 Safer Offsystem Roads	9,396,769	8,983,862	7,314,302	7,319,234	7,323,852	7,345,635	-0-	-0-	-0-	-0-
Subtotal	13,679,109	13,673,584	10,959,964	11,608,044	11,088,581	11,201,258	3,873,101	3,914,360	3,911,669	3,746,776
OTHER										
MTA (U) Planning and Research	1,311,752	1,311,040	1,465,068	1,604,285	1,695,953	1,445,948	2,036,551	1,958,496	2,512,729	2,418,908
Planning	146,018	146,014	153,738	164,763	170,888	161,700	226,625	246,263	261,113	261,500
Economic Growth Center	2,865,235	2,875,818	2,819,876	2,821,569	2,465,844	2,681,201	576,835	-0-	-0-	-0-
Bridge Replacement	163,186	164,768	1,570,000	2,155,000	2,320,435	1,705,600	3,348,700	3,517,682	3,771,781	4,139,463
Bridge Replacement (Discretionary)	-0-	-0-	20,741,000	-0-	-0-	-0-	-0-	-0-	-0-	-0-
Subtotal	4,486,187	4,497,660	26,749,482	6,785,617	6,653,120	5,993,849	6,208,711	5,722,441	6,547,623	6,819,871
TRUNK HIGHWAYS	2,660,820	2,757,543	3,013,198	2,790,265	2,790,265	2,791,265	4,201,523	2,790,265	3,240,000	-0-
PUBLIC LAND HIGHWAYS	-0-	777,472	1,575,600	1,500,000	1,060,600	1,250,000	1,500,000	1,500,000	1,500,000	-0-
LAND TOTAL	106,946,610	107,798,044	138,503,849	127,512,103	132,959,636	116,166,119	148,144,381	150,867,418	177,553,154	165,268,992



ALASKA STATE LEGISLATURE
HOUSE OF REPRESENTATIVES
RESEARCH AGENCY

Pouch Y. State Capitol
Juneau, Alaska 99811
(907) 465-3991

November 29, 1985

MEMORANDUM

TO:

FROM: Katherine Hazard
Legislative Analyst

RE: Federal Funds by Election District
Research Request 85-C38

This memorandum is in response to a request for information about federal funds to Alaska by election district. The original request inquired about the amount of federal matching funds received by each election district during the last ten years. I have encountered several dilemmas in locating the information requested because of the ways in which information on federal funds is recorded. In this memorandum, I have described what information is available and could be compiled into a table and what is not available. With further direction from you, it may then be possible for us to provide you with information in the form most useful.

Matching funds are not distinguished from other federal receipts in the State budget summaries or, in most cases, in the budget records of the agencies receiving the grants. I spoke with your aide on November 21 to let him know of the difficulty in obtaining information on matching funds; he said information on federal receipts and/or federal matching funds by election district would be useful.

Roughly half the federal funds granted to Alaska are channeled through State government. For example, in FY 80, Alaska received \$473.9 million in federal grants; of this, \$272.2 million (57 percent) was received by the government of the State of Alaska. The remaining 43 percent was granted directly to local governments, programs or organizations.¹ From FY 80 through FY 84, federal grants constituted approximately six percent to ten percent of total State revenues.

¹The amount received in grants from the federal government comprises about 22 percent of federal funds to the state. The remainder is for salaries and wages of federal employees, direct payments to individuals, procurements and operation of federal facilities.

November 29, 1985

Page Two

Information on federal grant receipts is recorded by election district for the State of Alaska capital budget, and could be compiled for the last ten years. Matching funds are not distinguished from other federal grants, however. When averaged over a five year period, approximately half the federal funds received by the State are in the capital budget and half in the operating budget.

Information on federal grant receipts to the State of Alaska operating budget is not recorded by election district, or other indicator of location. Beginning in January it will be possible to list the State positions, salaries and location of positions which are funded in whole or in part by federal funds. This system will account for only the segment of the federal receipts dedicated to salaries of state employees. For jobs which are centered in one place but serve other places, it would appear that funds are allocated to the election district in which the position is headquartered. For example, RuralCAP is located in Anchorage, but serves rural communities.

Information on federal grants to Alaska by census district are available for FY 75 through FY 80, in the "Federal Outlays" and "Geographic Distribution of Federal Funds" reports. In these reports, funds channeled through the State government are not distinguished from other grants. A copy of the report from FY 80 is attached. Clarification on which federal funds are of interest would be helpful.

During FY 81 and FY 82, information on federal funds was not recorded by census district; there are records only of the amounts granted to the state as a whole. In FY 83, some information was recorded on a census district basis, but grants appropriated to the State government or to central offices of programs were recorded as allocations to the district in which the office was located. Consequently, Juneau appears to have received a very high percentage of the federal funds received by Alaska in FY 83. In earlier years, the federal granting agencies used a proration technique to approximate the probable distribution of funds on a geographic basis. In FY 84, information on large grants was prorated; information on smaller grants is recorded as going to the State capital. Thus, information on federal grants by census district is available for the years FY 75-80, but is either not available, or not comparable for the subsequent years.

Maps showing the census districts and election districts are attached as Attachment B. As you can see, some census and election districts have the same boundaries; others do not.

November 29, 1985
Page Three

Please let us know if you have further questions, and advise us as to what information will be most useful.

KH

Attachments

ATTACHMENT A

Geographic Distribution of Federal Lands
in Alaska
FY 80

*Geographic Distribution of
Federal Funds
in
ALASKA*

A report of the
Federal Government's impact by
State, County and large City

FISCAL YEAR 1980

Compiled for the EXECUTIVE OFFICE OF THE PRESIDENT
By the COMMUNITY SERVICES ADMINISTRATION

USERS GUIDE

The Geographic Distribution of Federal Funds Report (formerly entitled Federal Outlays) for Fiscal Year 1980 (October 1, 1979 to September 30, 1980) reports the distribution of Federal funds of the Executive Branch of the Federal Government, by agency, program, and indirect federal support for every county of the United States and for each city where the population exceeds 25,000. Additionally, the data are summarized at State and National levels by agency, program, indirect federal support and budget function. State summaries are provided. A highlight of the summaries are tables which provide State rankings in terms of Federal funds received by organizational unit, demographic characteristics and major functional classification. A separate volume, titled Geographic Distribution of Federal Funds in Summary, contains data at the National and State levels only for all 50 States, the District of Columbia, and Territories and other Areas administered by the United States. The data at the state level are identical to the "State Summary for Federal Agency Operations" section of each State report.

These documents are published for the Executive Office of the President by the Office of the Controller, Community Services Administration. They are the product of a joint effort by Federal Departments and Agencies in response to the requirements of the Office of Management and Budget under Circular 5-84. Any questions related to the material in this report may be referred to:

**Community Services Administration
Federal Information Exchange
Robin Building, Room 301
7981 Eastern Avenue
Silver Spring, Md. 20910
Telephone: 301 427-7596 or 7523**

Indirect Federal Support

"Indirect Federal Support" activity dollars are listed separately from the dollar outlays of programs at each governmental level. Indirect Federal Support includes (1) the current market value of donated commodities; (2) the original acquisition cost of donated surplus real and personal property; and (3) the face value or contingent liability of guaranteed/insured loans. Indirect Federal support also includes some foreign assistance programs which only indirectly impact the geographic areas to which they are distributed. The dollar funds for the budgeted programs are totaled while those for the indirect federal support are listed, but not totaled. These programs are identified in the data under the heading "Indirect Federal Support" followed by an asterisk (*); dollar amounts are enclosed in parentheses to indicate that they are not included in the totals.

In the Geographic Distribution of Federal Funds Report for Fiscal Year 1977, and the Federal Outlays Reports for prior years, interest on the public debt was treated as indirect federal support and the amounts not included in the totals. This treatment continues in this year's version of the report, except that \$32,104,523,577 of the public debt has not been included. The items excluded are interest paid to trust funds, foreign banks and governments, the Exchange Stabilization Fund, and the Federal Reserve System Open Market Account, and the difference between cost and accrual basis of accounting for the interest.

This report differs in program coverage, timing and geographic detail from the "Federal Aid to States" publication prepared by the Department of the Treasury. The Department of the Treasury publication includes only a portion of the total Federal expenditure impact on the States—only the portion that relates to Federal grants-in-aid to State and local governments. Outlays are based on checks issued and payments-in-kind and represent actual spending at the time these payments are made. The information is not shown below the State level. The "Federal Aid to States" publication is available from the Special Reporting Branch, Bureau of Government Financial Operations, Department of the Treasury, Treasury Annex No. 1, Attention: GAO Building, Washington, D.C. 20226 (Telephone 202 566-4531).

Some Considerations on Use of the Data

The Community Services Administration makes some checks on the validity and reasonableness of the data published. However, the federal departments and agencies are responsible for the accuracy and completeness of the data. Users of the information should keep in mind the following:

A. Proration and Allocation Techniques

Since these reports reflect the distribution of federal funds by program, indirect support, and geography, they provide a useful guide for planning and budgeting officials at all government levels. However, in some instances the funds pass through State governments or their intermediaries, such as prime contractors, before reaching the ultimate recipient. A timely and economically feasible means of tracking these funds to the final recipient has not been developed.

In such cases, the federal agency involved has used a statistical proration technique which they believe most nearly approximates the probable distribution of the funds on a geographic basis. These proration or allocation techniques are described in Exhibit No. 1. Each method is identified by a code number which appears with each entry where applicable.

B. Reporting Basis of the Federal Funds

Federal funds are generally reported on the basis of obligations of government administered funds, except deposit funds. In the Federal government budget accounting system, "obligations" are funds legally set aside to be spent, but not actual expenditures. Therefore, it is possible that in some cases the dollar amounts reported in the Geographic Distribution of Federal Funds Report for a particular program reflect obligations incurred in the current fiscal year to be spent over a period of several years. However it should be stressed that there are few such multi-year Federal programs; most obligations reported as current fiscal year funds accurately represent the level of Federal spending during that year.

In other instances, the data may represent costs or expenditures. Exhibit No. 3 of the User's Guide provides additional information describing the reporting basis for specific types of agency operations.

C. Program Identification

Program names in this report are listed in alphabetical order by Federal department or agency. In addition, the Catalog of Federal Domestic Assistance program number (CFDA NO.) is listed opposite each program name where applicable. The Catalog, published by the Office of Management and Budget, contains information in a single publication about programs of Federal departments and agencies and may be used in

conjunction with this report for analysis purposes and to gain a better understanding of the data presented.

D. Additional Precautions on the Use of Federal Funds Data

Users of the Federal Funds Report should take the following into consideration:

- Comparisons between the dollar figures shown in a geographical area in this report and similar reports for previous years must be made with caution since additional programs have been classified as "Indirect Federal Support" programs.
- Funds are reported only for the Executive Branch of the Federal government. Funds of the Legislative and the Judicial Branches are not reported.
- Reporting is incomplete in some instances because of security reasons.
- Grants include aid-to-state and local governments, private organizations and some programs that aid individuals, such as fellowships or research grants.
- Funds for insured and guaranteed loan programs include the face value of the loans rather than the cost of the program's operation. Exhibit No. 2 of the User's Guide provides additional information about the reporting bases for various types of loan programs.
- Information about the activities of certain agencies, boards and commissions will be found in the report of the agency to which the funds were transferred, or which may have performed the accounting rather than the funding.
- County data include funds also reported at the city level, except for independent cities which are treated as counties.
- Certain H.U.D. indirect support programs such as the home mortgage and property improvement loan insurance programs are reported at the national, state, and county level only. Transportation Department highway programs are also reported at the national, state and county levels only.
- Data for a number of H.U.D. Programs were not reported by the Department. If there is a question concerning the unreported programs, please contact the Department directly on 202 557-0605.
- The Legal Service Corporation did not report data as it is a private non-profit corporation established by the Legal Services Corporation Act of 1974. Its Federal payment is outlaid in the accounts of the U.S. upon transfer from the Department of the Treasury to the Corporation's commercial bank accounts. Information on allocations of Corporation funds can be obtained directly from the Legal Services Corporation, 733 15th Street, NW, Washington, D.C. 20005 (202-272-4000).

Distribution of the Federal Funds Report

The Fiscal Year 1980 Federal Funds Report have been distributed to a large number of institutions, individuals, and groups. Single state reports have been sent to:

- U.S. Senators
- U.S. Representatives
- State Governors
- Governors of Territories and other Areas
- Mayors of Cities over 30,000 population
- Principal County Officials of counties over 50,000 population
- State Economic Opportunity Offices
- State Planning Offices
- Regional Commissions
- State Legislative Research Councils
- State Budget Offices

Also, State Governors, Governors of Territories and other Areas, U.S. Senators, U.S. Representatives, and State Legislative Research Councils receive a copy of the Federal

Funds in Summary volume. Federal Executive Boards and representative offices of the states having offices in Washington, D.C. also receive a copy of the State Report and the Summary. Additionally, each of the some 1200 libraries across the country, which has been designated as a depository for receipt of U.S. Government publications, receives a copy of the appropriate State Report directly from the Superintendent of Documents, Washington, D.C.

Complete sets of Federal Funds Report (50 States, District of Columbia, Territories and other Area volumes and Federal Funds Report in Summary volume) have been distributed to:

- The White House
- The Office of Management and Budget
- Selected Congressional Committees
 - (House Appropriations Committee)
 - (House Budget Committee)
 - (House Intergovernmental Relations Committee)
 - (House Ways and Means Committee)
 - (Senate Appropriations Committee)
 - (Senate Budget Committee)
 - (Senate Subcommittee on Intergovernmental Relations)
- Major Federal Agencies
- Selected Public Interest Groups
 - (National Association of Counties)
 - (U.S. Conference of Mayors)
 - (National League of Cities)
 - (International City Management Association)
 - (Council of State Governments)
 - (State-County City Service Center)
 - (National Association of Regional Councils)

In addition, regional sets have been sent to each Federal Regional Council Chairman in the ten Federal regions. These sets include the Geographic Distribution of Federal Funds in Summary volume. We encourage users to refer other users to these recipients of the Federal Funds Report before ordering additional copies.

EXHIBIT NO. 1

*Identification, Proration, and
Allocation Methods Key*

Present agency accounting systems do not always provide accurate data as to the total geographic area in which the funds are expended. In those instances, the Federal Agency develops a statistical formula to predict the most probable distribution of its funds. These formulas or methods are described below and identified by a code number that is printed in each Federal Funds entry where applicable. The absence of a code number after a program title indicates that the outlay is accurate at all levels geographically. Where a proration or allocation method has been used to determine funds at the city level only, one may assume that the stated funds are accurate at the state and county levels. Correspondingly, where a proration or allocation method was used to determine funds at county and city levels, the stated funds at the state level may be regarded as accurate.

Code No.

Identification, Proration, and Allocation Method

1. To obtain city estimates, the county figures are prorated on the basis of the portion of the population in the city relative to the county population.
2. Prorated to county level based on a previous year's survey of consumers and subscribers by county.
3. Allocated equally to counties within each re-development district located in 13 Appalachian states.
4. Funds are allocated or identified to the location of the State Agency receiving the money.
5. Funds are allocated or identified to the location of the Prime contractor's main office.
6. Funds are allocated or identified to the location of the purchasing office.
7. Funds are allocated or identified to the location of the duty station where the costs are incurred. In distributing these costs to counties or cities, total costs at the lowest organizational level of the cost accounting system are determined. These costs are then prorated to counties or cities based upon the number of operating units in each of the counties or cities. State office costs are charged to the county and city in which the office is located.
8. State totals are based on average monthly annuities applied to the national figure. Proration to counties and cities is based on population.
9. Actual payroll costs are distributed to the given county and city levels (these actual figures represent 85 percent of total funds), and other obligations (15 percent of total funds) are prorated in the same proportion as payroll to county and city levels.
10. The monies assigned to a state are allocated within the state to counties and cities on the basis of the proportion of the state population in the given county or city.
11. Funds are reported for the largest city in the state and the county in which that city is located.
12. This technique prorates funds to localities on the basis of the fraction of the state's special group population in a county or city (e.g., recipient of a specific service, state employees, veterans).

13. Prorated by computing a percentage for each office corresponding to the ratio that each office's annual payroll cost bears to the total annual payroll cost for the agency. This percentage is then applied to the total annual obligations for the agency to arrive at an estimated obligation for each office at the state, county and city levels. The data are accurate at the national level.
14. Prorated to state, county, and city by size of geographic area.
15. Prorated to state, county, and/or city of geographic distribution of employees.
16. Prorated to state, county and city by payroll costs except for large expenditures which are actual for the area. The allocations to the localities are directly proportional to the payroll costs for the localities.
17. The data are accurate to National and Federal Reserve District levels. Data are prorated to the city or county level based on the ratio of city or county population to the population of the Federal Reserve District in which the city or county is located.
18. Prorated by estimated obligation to state, county, and city levels.
19. Payroll costs are distributed to actual geographic level (based on duty station of employee). The number of employees in each location is used to obtain a factor for each location in relation to total employment, and this is then applied to "Other Expenses" for allocation to each location. The "Other Expenses" and the payroll cost are totaled for each geographic level.
20. Actual funds are obtained at each geographic level for the first month in each quarter. For these four months (July, October, January and April), the fractions of the funds assigned to the given locations are determined. These fractions are then applied to the year end totals to obtain the yearly totals allocated to each location.
21. State totals based on statistical tabulations derived from monthly accounting totals; city and county totals projected from December payments of prior fiscal year to arrive at full year totals; records of city and county payment distribution maintained on Zip Code basis.
22. Payroll funds are accurate to all levels. Other funds are prorated to state, county, and city levels by projecting annual payments to suppliers and producers from total obligations extending over a period of years (negative factoring method); records of city and county distribution maintained through accounting documentation of expenditures.
23. Payroll and travel accurate to all levels. Administrative expenses prorated based on prior year's geographic levels.
24. Funds are allocated or identified to the location of prime contractor's place of performance.
25. Funds are reported in the capital city of the state and the county in which the capital city is located.

EXHIBIT NO. 2

Loan Programs Key

I. LOAN GUARANTEE PROGRAMS, BY AGENCY, REPORTED BY FACE VALUE OF LOAN

Department of Health, Education and Welfare
Higher Education Act Insured Loans
Nursing School Construction – Loan Guarantees

Department of Housing and Urban Development
Loan Insurance – Major Home Improvements
Mobile Home Loan Insurance
Mortgage Insurance – Condominium Homes
Mortgage Insurance – Experimental Homes
Mortgage Insurance – Home Coinsurance Program
Mortgage Insurance – Homes
Mortgage Insurance – Hospitals
Mortgage Insurance – Mobile Home Parks
Mortgage Insurance – Nursing Homes
Mortgage Insurance – Redevelopment Homes
Mortgage Insurance – Servicemen's Homes
Mortgage Insurance – Condominium Housing Projects
Mortgage Insurance – Graduated Payment Mortgage Program
Mortgage Insurance -- Homes for Certified Veterans
Mortgage Insurance – Homes for Special Credit Risks
Mortgage Insurance – Homes in Declining Areas
Mortgage Insurance – Homes in Outlying Areas
Mortgage Insurance – Land Development & New Community
Mortgage Insurance – Low/Moderate Income Hous-Market Int Rate
Mortgage Insurance – Low/Moderate Income Family Homes
Mortgage Insurance – Lower Income Family Homes
Mortgage Insurance – Multifamily Supplemental Loans
Mortgage Insurance – Projects With 2-Year Operating Losses
Mortgage Insurance – Purchase/Refinish Existing Housing
Mortgage Insurance – Redevelopment Housing Projects
Mortgage Insurance – Rental Housing Assistant Projects
Mortgage Insurance – Rental Housing for the Elderly
Mortgage Insurance – Rental Housing Projects
Mortgage Insurance – Sales Type Co-op Projects
Mortgage Insurance – Sales Type Cooperative Homes
Property Improvement Loan Insurance

Veterans Administration
Veterans Guaranteed and Insured Loans

II. DIRECT LOAN PROGRAM, BY AGENCY, REPORTED BY OBLIGATION

Department of Agriculture
Very Low Income Housing Repair Loans
Self-Help Housing Land Development Loans
Rural Telephone Bank Loans

Department of Commerce
Grants and Loans for Public Works and Development Facilities
Loans to Business for Development Companies
Trade Adjustment Assistance Loans
Fishery Loan Fund

Department of Health, Education and Welfare
NDEA Loans to Institutions
Higher Education Facilities Loan Fund

Veterans Administration
Veterans Direct Loans

III. LOAN PROGRAMS, BY AGENCY, THAT COMBINE DIRECT LOANS AND
LOAN GUARANTEED, REPORTED BY FACE VALUE OF LOANS

Department of Agriculture
Commodity Loans
Storage Facilities and Equipment Loans

Small Business Administration
Economic Opportunity Loans to Small Business
Loans to State and Local Development Companies
Disaster Loans
Small Business Financial Assistance Program
Small Business Investment Company Programs

IV. LOAN PROGRAMS THAT COMBINE DIRECT LOANS AND GUARANTEED
LOANS, REPORTED BY OBLIGATION

Department of Agriculture
Rural Telephone Loans
Rural Electric Loans
Farm Ownership Loans
Water and Waste Disposal Systems Loans
Watershed Protection Loans
Farm Operating Loans
Resource Conservation and Development Loans
Farm Ownership Non-Farm Enterprise Loans
Soil and Water Loans to Individuals
Indian Tribes and Tribal Corporation Loans
Irrigation, Drainage, and Other Soil and Water Conservation Loans
Recreation Facility Loans
Flood Prevention Loans
Grazing Association Loans
Low to Moderate Income Housing Loans
Rural Rental Housing Loans
Farm Labor Housing Loans
Rural Housing Site Loans
Business and Industrial Loans
Community Facilities Loans
Emergency Disaster Loans
Emergency Livestock Loans
Recreation Association Loans

Reporting Basis Key

The following are program funds reported on other than an obligation basis.

I. PROGRAMS BY AGENCY, THAT WERE REPORTED BY COSTS

Department of Agriculture
Agricultural Product Grading
Federal Grain Inspection Service
Federal-State Marketing Improvement Program
Inspection and Grading of Farm Products
Inspection and Weighing Services
Livestock and Poultry Market Supervision
Market News
Market Supervision
Marketing Agreements and Orders
Marketing Services
Miscellaneous Contributed Funds, AMS
Perishable Agriculture Commodities Act Fund

Department of Transportation
St. Lawrence Seaway Development Corporation Fund

Veterans Administration
Dependency and Indemnity and Death Compensation
Veterans Burial Awards and Other Miscellaneous Benefit Payments
Veterans Death Pension
Veterans Disability Compensation
Veterans Disability Pension

II. PROGRAMS, BY AGENCY, THAT WERE REPORTED BY EXPENDITURES

Department of Agriculture
Agricultural Conservation Program
Commodity Inventory Operations
Cotton Production Stabilization
Dairy and Beekeeper Indemnity Payments
Emergency Conservation Measures
Emergency Feed Program
Feed Grains Production Stabilization
Financing Exports Under Short-Term Credit Sales
Financing P.L. 480 Dollar Credit Sales
Forestry Incentives Program
Grain Reserve Program
National Wool Act Payments
Purchase of Commodities
Purchases for Child Nutrition Program
Purchases for Elderly Feeding

Purchases for Food Donation Program
Rice Production Stabilization
Section 6 Purchases
Title II, P.L. 480 Foreign Donations
Water Bank Programs
Wheat Production Stabilization

Department of State

All funds reported by the Department of State are by expenditures (disbursements)

Railroad Retirement Board

Social Insurance Program for Railroad Workers

III. PROGRAMS, BY AGENCY, THAT WERE REPORTED BY OTHER PROCEDURES

Department of Agriculture

The following programs were reported by the weighted average costs to the Federal government of the foods donated, including transportation, storage, and processing:

- Donation of Commodities to School Lunch
- Food Distribution to Institutions
- Food Distribution to Needy Families
- Food Distribution to Schools
- Nutrition Programs for the Elderly

Treasury

Treasury reports interest on the public debt as an appropriation

Agency for International Development

All funds are reported by the amounts drawn against letter of credit issued to foreign governments.

General Services Administration

GSA's funds are a combination of expenditures, obligations or costs. The donation of surplus real and personal property is based on the original acquisition cost of the property.

List of Federal Funds Report Abbreviations

This list is intended as a guide to users unfamiliar with Federal agency program abbreviations. The list is arranged alphabetically by agency. Two abbreviations common to all agencies and used extensively throughout the Federal Funds Report are:

S&E	Salaries and Expenses
CWF	Consolidated Working Fund

Department of Agriculture

AMS	Agricultural Marketing Service
APHIS	Animal and Plant Health Inspection Service
ASCS	Agricultural Stabilization and Conservation Service
BOR	Bureau of Outdoor Recreation
CCC	Commodity Credit Corporation
EPA	Environmental Protection Agency
ESCS	Economics, Statistics and Cooperatives Service
FCIC	Federal Crop Insurance Corporation
FGIS	Federal Grain Inspection Service
FMHA	Farmers Home Administration
FNS	Food and Nutrition Service
FS	Forest Service
FSQS	Food Safety and Quality Service
IDS	International Development Staff
REA	Rural Electrification Administration
SCS	Soil Conservation Service
SEA	Science and Education Administration
SFCP	Special Foreign Currency Program
USDA	United States Department of Agriculture

Department of Commerce

ARC	Appalachian Regional Commission
BEA	Bureau of Economic Analysis
EDA	Economic Development Administration
ITA	International Trade Administration
MAR	Maritime Administration
NBS	National Bureau of Standards
NFPCA	National Fire Prevention Control Administration
NMFS	National Marine Fisheries Service
NOAA	National Oceanic and Atmospheric Administration
NWS	National Weather Service
OMBE	Office of Minority Business Enterprise
O/S	Office of the Secretary
USTS	United States Travel Service

Department of Health, Education and Welfare
 ADMHA Alcohol, Drug Abuse and Mental Health Administration
 ASH Assistant Secretary for Health
 CDC Center for Disease Control
 DIS Disease
 ED Education
 FDA Food Drug Administration
 HFCA Health Care Financing Administration
 HI Health Insurance
 HRA Health Resources Administration
 HSA Health Services Administration
 NDEA National Defense Education Act
 NIE National Institute of Education
 NIH National Institutes of Health
 OE Office of Education
 OS Office of the Secretary
 RES Research
 SAFA School Assistance Federally Affected Areas
 SS Social Security
 SSA Social Security Administration

Department of Housing and Urban Development
 CPD Community Planning and Development
 HPMC Housing Production and Mortgage Credit

Department of the Interior
 BIA Bureau of Indian Affairs
 BM Bureau of Mines
 FWS Fish and Wildlife Service
 GS United States Geological Survey
 HCERS Heritage Conservation and Recreation Service
 LBR Bureau of Reclamation
 NPS National Park Service
 OT Office of Territorial Affairs
 OWRT Office of Water Research and Technology
 SFCP Special Foreign Currency Program
 SM Office of Surface Mining and Reclamation Enforcement

Department of Justice
 LEAA Law Enforcement Assistance Administration

Department of Labor
 BLS Bureau of Labor Statistics
 ESA Employment Standards Administration
 ETA Employment and Training Administration
 MSHA Mine Safety and Health Administration
 OSHA Occupational Safety and Health Administration

Department of State

E&W East and West
FHWA Federal Highway Administration (Department of Transportation)
IBWC International Boundary and Water Commission

Department of Transportation

A/A Airports and Airways
DOT Department of Transportation
FAA Federal Aviation Administration
FRA Federal Railroad Administration
NHTSA National Highway Traffic Safety Administration
TSC Transportation Systems Center

Civil Service Commission

FLRC Federal Labor Relations Council

Environmental Protection Agency

AW/M Air and Waste Management
RD Research and Development
WHM Water and Hazardous Materials

General Services Administration

EPA Environmental Protection Agency
GPO Government Printing Office
OEP Office of Emergency Preparedness
OS Office of the Secretary, HEW
SSA Social Security Administration

2-1-1-1
7-1-1-1

FEDERAL INFORMATION EXCHANGE SYSTEM NATIONAL AND STATE SUMMARIES - BY FUNCTION

(Dollar amounts in thousands)

	FY 1980 FUNDS		STATE %
	NATIONAL TOTAL	STATE AMOUNT	
ALASKA			
DEPARTMENT OF DEFENSE-MILITARY	\$127,180,634	\$762,348	.6
ATOMIC ENERGY DEFENSE ACTIVITIES.....	\$3,070,970	\$58	***
DEFENSE-RELATED ACTIVITIES	\$20,429		
FOREIGN ECONOMIC AND FINANCIAL ASSISTANCE.....	\$1,221,296	\$9,525	.8
CONDUCT OF FOREIGN AFFAIRS.....	\$417,346		
FOREIGN INFORMATION AND EXCHANGE ACTIVITIES.....	\$16,357		
GENERAL SCIENCE AND BASIC RESEARCH	\$1,470,720	\$5,349	.4
SPACE FLIGHT.....	\$2,877,008		
SPACE SCIENCE, APPLICATIONS, AND TECHNOLOGY	\$1,507,110	\$832	.1
SUPPORTING SPACE ACTIVITIES.....	\$417,726	\$660	.2
ENERGY	\$103		
ENERGY SUPPLY.....	\$5,880,037	\$163,185	2.8
ENERGY CONSERVATION	\$428,799	\$916	.2
EMERGENCY ENERGY PREPAREDNESS	\$350,835		
ENERGY INFORMATION, POLICY AND REGULATION.....	\$711,440	\$10	***
WATER RESOURCES	\$5,815,724	\$1,178	***
CONSERVATION AND LAND MANAGEMENT.....	\$3,219,076	\$84,037	2.6
RECREATIONAL RESOURCES	\$1,538,182	\$28,805	1.9
POLLUTION CONTROL AND ABATEMENT.....	\$5,878,113	\$20,993	.4
OTHER NATURAL RESOURCES.....	\$1,472,111	\$52,497	3.6
FARM INCOME STABILIZATION.....	\$8,770,716	\$169	***
AGRICULTURAL RESEARCH AND SERVICES.....	\$1,561,023	\$3,118	.2
MORTGAGE CREDIT AND THRIFT INSURANCE.....	\$2,161,763		
POSTAL SERVICE.....	\$17,168,425	\$55,100	.3
OTHER ADVANCEMENT AND REGULATION OF COMMERCE	\$2,275,294	\$10,056	.4
GROUND TRANSPORTATION	\$14,766,303	\$181,523	1.2
AIR TRANSPORTATION.....	\$3,523,761	\$87,546	2.5
WATER TRANSPORTATION	\$2,285,043	\$52,536	2.3
OTHER TRANSPORTATION.....	\$154,959		
COMMUNITY DEVELOPMENT	\$5,036,971	\$6,259	.1
AREA AND REGIONAL DEVELOPMENT.....	\$2,702,883	\$77,031	2.8
DISASTER RELIEF AND INSURANCE.....	\$1,223,422	\$2,773	.2
EDUCATION, TRAINING, EMPLOYMENT, SOCIAL SVCS.	\$1,900,219	\$8,188	.4
ELEMENTARY, SECONDARY, & VOCATIONAL EDUCATION	\$5,824,492	\$61,102	1.0
HIGHER EDUCATION.....	\$3,911,563	\$5,306	.1
RESEARCH AND GENERAL EDUCATION AIDS	\$808,345	\$3,570	.4
TRAINING AND EMPLOYMENT.....	\$10,894,856	\$79,026	.7
OTHER LABOR SERVICES.....	\$506,765	\$74	***
SOCIAL SERVICES	\$4,375,110	\$25,836	.6
HEALTH	\$5,730,789	\$7,277	.1
HEALTH CARE SERVICES	\$53,130,610	\$54,887	.1
HEALTH RESEARCH	\$223,250		
CONSUMER AND OCCUPATIONAL HEALTH AND SAFETY	\$844,885	\$1,346	.2
INCOME SECURITY.....	\$787,603	\$3,794	.5
GENERAL RETIREMENT AND DISABILITY INSURANCE.....	\$125,572,843	\$70,666	.1
FEDERAL EMPLOYEE RETIREMENT AND DISABILITY	\$15,220,122	\$32,944	.2
UNEMPLOYMENT COMPENSATION.....	\$2,699,980	\$8,222	.3
PUBLIC ASSISTANCE & OTHER INCOME SUPPLEMENTS.....	\$31,102,704	\$62,915	.2
INCOME SECURITY FOR VETERANS	\$12,457,811	\$10,486	.1
VETERANS EDUCATION, TRNG., AND REHABILITATION	\$2,380,654	\$4,241	.2
HOSPITAL AND MEDICAL CARE FOR VETERANS	\$6,617,061	\$21,007	.3
VETERANS HOUSING	\$39,825	\$4	***
OTHER VETERANS BENEFITS AND SERVICES	\$634,404	\$1,369	.2
FEDERAL LAW ENFORCEMENT ACTIVITIES.....	\$1,395,815	\$3,733	.3
FEDERAL LITIGATIVE AND JUDICIAL ACTIVITIES.....	\$387,088	\$1,483	.4
FEDERAL CORRECTIONAL ACTIVITIES	\$302,910		
CRIMINAL JUSTICE ASSISTANCE.....	\$520,778	\$1,507	.3
EXECUTIVE DIRECTION AND MANAGEMENT.....	\$79,991		
CENTRAL FISCAL OPERATIONS.....	\$2,792,269	\$6,551	.2
GENERAL PROPERTY AND RECORDS MANAGEMENT.....	\$3,742,225	\$14,218	.4
CENTRAL PERSONNEL MANAGEMENT	\$173,690	\$243	.1
OTHER GENERAL GOVERNMENT.....	\$668,314	\$380	.1

FEDERAL INFORMATION EXCHANGE SYSTEM NATIONAL AND STATE SUMMARIES - AGENCY FUNDS

(Dollar amounts in thousands)

	FY 1980 FUNDS		STATE %
	NATIONAL TOTAL	STATE AMOUNT	
PRESIDENTIAL COMMISSION ON WORLD HUNGER	\$798		
PRESIDENT'S COMMISSION ON PENSION POLICY	\$2,212		
PRESIDENT'S COMMISSION ON MEDICAL ETHICS	\$358		
RAILROAD RETIREMENT BOARD	\$4,993,902	\$589	***
SECURITIES AND EXCHANGE COMMISSION	\$68,515		
SELECT COMM. ON IMMIGRATION & REFUGEE POLICY	\$1,389		
SELECTIVE SERVICE SYSTEM	\$20,429		
SMALL BUSINESS ADMINISTRATION	\$1,940,603	\$4,606	.2
SMITHSONIAN INSTITUTION	\$113,122		
SPECIAL REPRESENTATIVE FOR TRADE NEGOTIATIONS	\$4,529		
UNITED STATES-JAPAN ECONOMIC RELATIONS GROUP	\$162		
UNITED STATES METRIC BOARD	\$1,777		
UNITED STATES TAX COURT	\$7,195		
TENNESSEE VALLEY AUTHORITY	\$4,806,969	\$2	***
THE WHITE HOUSE OFFICE	\$18,767		
U.S. SINAL SUPPORT MISSION	\$11,350		
U.S. SOLDIERS' AND AIRMEN'S HOME	\$16,259		
VETERANS ADMINISTRATION	\$22,106,822	\$37,107	.2
WATER RESOURCES COUNCIL	\$17,912	\$252	1.4
TOTALS	\$528,687,135	\$2,124,255	.4

** AMOUNT LESS THAN \$500.00

*** LESS THAN .05%

FEDERAL INFORMATION EXCHANGE SYSTEM

STATE SUMMARY - AGENCY OPERATIONS

(Dollar amounts in thousands)

	PROG CODE	CSA NO.	FY 1980 FUNDS		PROG CODE	CSA NO.	FY 1980 FUNDS
ALASKA—Con.							
RESEARCH AND RELATED ACTIVITIES, ED.....			\$806	STATE HEALTH PLANNING & DEV. AGENCIES, HILA.....	12.271		\$433
& E. DEPARTMENTAL MANAGEMENT, ED.....			\$6	STATE HEALTH CARE PROVIDER SURVEY CERT, HCFA.....	12.777		\$196
ADDITIONAL SECURITY INCOME PROGRAM.....			\$125	WORK INCENTIVE PROGRAM, OS.....	12.846		\$363
TOTAL - OTHER FEDERAL FUNDS.....			\$954	TOTAL - GRANT FUNDS.....			\$65,377
AGENCY TOTAL - FEDERAL FUNDS.....			\$71,599	OTHER FEDERAL FUNDS			
INDIRECT FEDERAL SUPPORT *							
HIGHER EDUCATION ACT INSURED LOANS.....	04 032		(\$91)	HEALTH SERVICES, HSA.....			\$785
DEPARTMENT OF ENERGY							
GRANT FUNDS							
LOG & COMMUNITY SYS-CONSER & SOLAR APPLIC.....	7	01 057	\$45	INDIAN HEALTH FACILITIES, HSA.....			\$8,338
DAL-ENERGY TECHNOLOGY.....	7	01 067	\$170	INDIAN HEALTH SERVICES-HEALTH AGT & DEV, HSA.....	12.270		\$143
EOTHERMAL/HYDRO-THERMAL-RESOURCE APPLIC.....	7		\$110	INDIAN HEALTH SERVICES, HSA.....			\$2,870
MULTI-PROGRAMS-CONSERV & SOLAR APPLICATION.....	7		\$71	LIMITATION ON SALARIES AND EXPENSES, SSA.....			\$620
QUALITY ANALYSIS & SYS STUDIES-POLICY & EVAL.....	7	01 044	\$5	MEDICARE-HOSPITAL INSURANCE, HCFA.....	12.773		\$12,180
OLAR APPLICATIONS-CONSERV & SOLAR APPLIC.....	7		\$41	MEDICARE-SUPP. MEDICAL INSURANCE, HCFA.....	12.774		\$4,909
STATE & LOCAL-CONSERV & SOLAR APPLICATION.....	7	01 053	\$652	PREVENTIVE HEALTH SERVICES, CDC.....			\$482
TECHNICAL ASSESSMENT PROJECTS-ENERGY RES.....	7		\$5	REFUGEE ASST-STATE ADMINISTERED PRGS, SSA.....	12.814		\$10
TOTAL - GRANT FUNDS.....			\$1,099	SOCIAL SECURITY-DISABILITY INSURANCE, SSA.....	12.802		\$9,813
OTHER FEDERAL FUNDS							
ASAC ENERGY SCIENCES-ENERGY RESEARCH.....	7	01 049	\$114	SOCIAL SECURITY-RETIREMENT INSURANCE, SSA.....	12.801		\$36,465
ENVIRONMENTAL RESEARCH AND DEV-ENVIRONMENT.....	7	01 030	\$256	SOCIAL SECURITY-SUPP. UNEMP. INSURANCE, SSA.....	12.803		\$22,430
EOTHERMAL-ENERGY TECHNOLOGY.....	7		\$251	SPECIAL BENEFITS-DE. COAL MINERS, SSA.....	12.806		\$77
EOTHERMAL/HYDROTHERMAL-RESOURCE APPLIC.....	7		\$6	SS PAY STATES FOR DE. UN OF DISABIL, SSA.....	12.807		\$446
MULTI-PROGRAMS-CONSERV & SOLAR APPLICATION.....	7		\$19	SUPPLEMENTAL SECURITY INCOME, SSA.....	12.807		\$5,123
PETROLEUM-ENERGY TECHNOLOGY.....	7		\$19	TOTAL - OTHER FEDERAL FUNDS.....			\$104,992
POWER MARKETING-RESOURCE APPLICATIONS.....	7		\$2,437	AGENCY TOTAL - FEDERAL FUNDS.....			\$170,369
OLAR TECHNOLOGY-ENERGY TECHNOLOGY.....	7		\$13	DEPARTMENT OF HOUSING AND URBAN DEVELOPMENT			
STATE & LOCAL-CONSERV & SOLAR APPLICATION.....	7	01 053	\$179	GRANT FUNDS			
TECHNICAL ASSESSMENT PROJECTS-ENERGY RES.....	7		\$58	COMM DEV BLOCK GRNTS-ENTITLEMENT, CPO.....	14.114		\$2,144
TOTAL - OTHER FEDERAL FUNDS.....			\$3,302	COMM DEV BLOCK GRNTS-SMALL CITIES/DISC, CPO.....	14.119		\$3,713
AGENCY TOTAL - FEDERAL FUNDS.....			\$4,401	COMPREHENSIVE PLANNING ASSISTANCE, CPO.....	11	14.303	\$402
DEPARTMENT OF HEALTH AND HUMAN SERVICES							
GRANT FUNDS							
ALCOHOL CLINICAL TRAINING PROGRAMS, ADAMHA.....		12 274	\$126	PUBLIC HOUSING ASSISTANCE PROGRAM, H.....		14.146	\$2,479
ALCOHOL FORMULA GRANTS, ADAMHA.....		12 257	\$200	TOTAL - GRANT FUNDS.....			\$8,738
ALCOHOLISM TREATMENT AND REHAB PRGS, ADAMHA.....		12 253	\$1,270	OTHER FEDERAL FUNDS			
ASSISTANCE PAYMENTS-MAINTENANCE ASST., SSA.....	12	12 008	\$15,689	SECTION 8-LOWER INCOME HOUSING ASST PRO, H.....		14.156	\$1,198
ASSISTANCE PAYMENTS-STATE & LOCAL TRG, SSA.....	12	12 010	\$56	TOTAL - OTHER FEDERAL FUNDS.....			\$1,198
BIOMEDICAL RESEARCH SUPPORT, NIH.....		12 337	\$100	AGENCY TOTAL - FEDERAL FUNDS.....			\$9,936
CANCER CAUSE AND PREVENTION RESEARCH, NIH.....		12 393	\$107	INDIRECT FEDERAL SUPPORT *			
CHILD ABUSE & NEGLECT PREV & TREATMENT, OS.....		12 628	\$57	MOBILE HOME LOAN INSURANCE, H.....		14.118	(\$2,396)
CHILD DEVELOPMENT-HEAD START, OS.....		12 620	\$3,324	MORTGAGE INSURANCE-HOMES, H.....		14.117	(\$10,126)
CHILD SUPPORT ENFORCEMENT, SSA.....		12 679	\$2,649	MORTGAGE INSURANCE-SERVICEMEN'S HOMES, H.....		14.120	(\$254)
CHILD WELFARE RESEARCH AND DEMO GRANTS, OS.....		12 608	\$60	MTGE INS-GRADUATED PAYMENT MORTGAGE PRG, H.....		14.121	\$1,091
CHILD WELFARE SERVICES TRAINING GRANTS, OS.....		12 648	\$33	MTGE INS-LOW/MODERATE INCOME FAM HOMES, H.....		14.122	(\$167)
CHILD WELFARE SERVICES, OS.....		12 647	\$140	PROPERTY IMPROVEMENT LOAN INSURANCE, H.....		14.143	(\$2,392)
CHILDHOOD IMMUNIZATION GRANTS, CDC.....		12 268	\$156	DEPARTMENT OF THE INTERIOR			
COMM MENTAL HEALTH CRTS-COMP SVC SUPP, ADAMHA.....		12 293	\$726	GRANT FUNDS			
COMMUNITY HEALTH CENTERS, HSA.....		12 294	\$563	ANADROMOUS FISH CONSERVATION, FWS.....	4	12 600	\$202
COMP PUBLIC HEALTH SVCS FORMULA GRANTS, HSA.....		12 210	\$246	ENDANGERED SPECIES CONSERVATION, FWS.....	6	12 617	\$20
Crippled CHILDREN'S SERVICES, HSA.....		12 211	\$384	FISH RESTORATION (D), FWS.....	6	12 608	\$1,455
DEV DISABILITIES-BASIC SUPPORT, OS.....		12 630	\$303	HISTORIC PRESERVATION GRANTS-IN-AID, HORS.....	6	12 611	\$732
DIABETES, ENDOCRINOLOGY & METAB. RES., NIH.....		12 647	\$55	INDIAN EMPLOYMENT ASSISTANCE, BIA.....		12 700	\$5,959
DRUG ABUSE CLINICAL TRAINING PRGS, ADAMHA.....		12 200	\$31	INDIAN HOUSING ASSISTANCE, IMA.....		12 541	\$2,751
DRUG ABUSE COMMUNITY SERVICE PRGS., ADAMHA.....		12 223	\$191	INDIAN LOANS-ECONOMIC DEVELOPMENT, BIA.....		12 524	\$500
DRUG ABUSE EDUCATION PROGRAMS, ADAMHA.....		12 273	\$56	MINERAL INSTITUTE PROGRAM DIRECTION, SMRE.....		12 521	\$136
DRUG ABUSE PREVENTION FORMULA GRNTS., ADAMHA.....		12 249	\$209	NATIONAL WILDLIFE REFUGE FUND.....			\$1
EMERGENCY MEDICAL SERVICES, HSA.....		12 264	\$600	OUTDOOR RECREATION-ACQUIS, DEV & PLG, HORS.....		12 609	\$1,924
FAMILY PLANNING PROJECTS, HSA.....		12 217	\$279	PAYMENT IN LIEU OF TAXES, BLM.....			\$3,034
GEOGRAPHIC MALDISTRIBUTION AND AHC, HRA.....			\$240	PAYMENTS-STATES & CRT-SALE OF NAT RES, BLM.....	14		\$1,581
HEALTH EDUCATION-RISK REDUCTION, CDC.....		12 981	\$309	REG SURFACE MIN & SRF EFF UNDERGRD MM, SMRE.....		12 256	\$100
HEALTH MAINTENANCE ORGANIZATION DEV., ASH.....		12 256	\$56	WILDLIFE RESTORATION, FWS.....	6	12 611	\$3,322
HEALTH PLANNING-HEALTH SYSTEMS AGOES, HCFA.....		12 294	\$1,166	YOUNG ADULT CONVS CORPS-GRTS TO STATE, O/S.....	14	12 663	\$2,977
HEALTH PROFESSIONALS-START-UP ASST., HRA.....		12 217	\$21	YOUTH CONSERVATION CORPS, FS.....	14		\$189
HEART AND VASCULAR DISEASES RESEARCH, NIH.....		12 617	\$85	TOTAL - GRANT FUNDS.....			\$25,084
HYPERTENSION PROGRAM, HSA.....		12 082	\$24	OTHER FEDERAL FUNDS			
MATERNA & CHILD HEALTH SERVICES, HSA.....		12 297	\$757	ACQUISITION, CONSTRUCTION, & MAINTENANCE, BLM.....			\$1,471
MEDICAL ASSISTANCE PROGRAM, HCFA.....		12 214	\$22,400	ANIMAL DAMAGE CONTROL, FWS.....	7	12 601	\$8
MEDICAL LIBRARY ASSISTANCE, NIH.....		12 079	\$4	CONSOLIDATED WORKING FUND, BIA.....			\$2,219
MENTAL HEALTH TRAINING GRANTS, ADAMHA.....		12 244	\$223	CONSOLIDATED WORKING FUND, BUREAU OF MINES.....			\$48
NATIVE AMERICAN PROGRAMS, OS.....		12 612	\$1,089	CONSOLIDATED WORKING FUND, FWS.....			\$398
NURSE TRNG. IMPROVEMENT-SPECIAL PROJ., HRA.....		12 259	\$259	CONSTRUCTION AND ANADROMOUS FISH.....			\$2,084
NURSING SCHOLARSHIPS, HRA.....		12 262	\$12	CONSTRUCTION AND REHABILITATION, WPRS.....	14		\$220
NURSING STUDENT LOANS, HRA.....		12 264	\$22	CONSTRUCTION, BUREAU OF INDIAN AFFAIRS.....			\$13,640
PSYCHOLOGICAL DISEASE CONTROL GRANTS, CDC.....		12 077	\$180	CONSTRUCTION, NATIONAL PARK SERVICE.....	16		\$783
PROFESSIONAL STANDARDS REVIEW ORGS., HCFA.....		12 276	\$290	CONTRIBUTED FUNDS, FWS.....	7		\$
PROG FOR AGING-NUTRITION SERVICES, OS.....		12 628	\$1,587	DEPARTMENTAL MANAGEMENT, O/S, INTERIOR.....			\$1,007
PROG FOR AGING-STATE & COMMUNITY PRGS, OS.....		12 629	\$1,578	DEVELOPMENT AND OPER-RECREATION FAC, FWS.....	7		\$7
PROG FOR AGING-TRAINING, OS.....		12 627	\$20	ENVIRONMENTAL CONTAMINANT EVALUATION, FWS.....	7	12 608	\$100
RUNAWAY YOUTH, OS.....		12 613	\$48	EXPL OF NAT'L PETRO RESERVE IN ALASKA, GS.....	9		\$159,827
STATE SVCS LOW INCOME AND PUB ASST RECP, OS.....		12 642	\$6,142	FEDERAL AID IN WILDLIFE RESTORATION.....	7		\$5
SOCIAL & NUTRITION SVCS-OLDER INDIANS, OS.....		12 616	\$135	FISH RESTORATION (D), FWS.....	7	12 605	\$38
SPEC ALCOHOLISM PROJ-SMPL LINE ACT, ADAMHA.....		12 298	\$181	FISHERY RESEARCH INFORMATION, FWS.....	7	12 606	\$103
				FOREST MANAGE, PROTECTION, AND UTILIZATION.....	8		\$118
				GENERAL INVESTIGATIONS, WPRS.....	16		\$21
				GEOL. MIN & WTR RES INVEST & TOPO MAP, GS.....	9		\$4,208
				INDIAN SOCIAL SERVICES-CHILD WELFARE, BIA.....		12 540	\$219
				INDIAN SOCIAL SERVICES-GENERAL ASST., BIA.....		12 513	\$13,757
				LAND AND WATER CONSERVATION FUND, HORS.....	16		\$36
				LIQUIDATION-MOOKAH HOUSING PRJ REV FD, BIA.....			\$20

FEDERAL INFORMATION EXCHANGE SYSTEM

STATE SUMMARY - AGENCY OPERATIONS

(Dollar amounts in thousands)

	PROLATION CODE	CFDA NO.	FY 1980 FUNDS		PROLATION CODE	CFDA NO.	FY 1980 FUNDS
ALASKA—Con.							
MANAGEMENT OF LANDS AND RESOURCES	6		\$35,332	OTHER FEDERAL FUNDS			
MIGRATORY BIRD CONSERVATION ACCOUNT	7		\$472	ACQUISITION, CONSTRUCTION & IMPROVE., CG.....			\$3,014
MINES AND MINERALS			\$1,706	ALASKA RAILROAD REVOLVING FUND, FRA			\$47,455
NATIONAL WILDLIFE REFUGE FUND	7		\$37	COAST GUARD SUPPLY FUND			\$494
OPERATION AND MAINTENANCE, APA	7		\$21	FACILITIES AND EQUIPMENT, A/A TRUST FUND			\$5,740
OPERATION OF INDIAN PROGRAMS, BIA			\$47,415	HIGHWAY PLANNING AND CONSTRUCTION, FHWA	20 705		\$500
OPERATION OF THE NATIONAL PARK SYSTEM	10		\$6,039	OPERATING EXPENSES, CG			\$46,505
PLANNING, DEV. & OPER. OF REC. FAC., NPS	10		\$992	OPERATIONS AND RESEARCH, NHTSA			\$11
RECREATION DEV & OPER-RECREATION FAC, BLM	8		\$1	OPERATIONS, FAA			\$58,223
RESOURCE MANAGEMENT, FWS	7		\$9,282	POLLUTION FUND, CG			\$3,082
ROAD CONSTRUCTION, BIA			\$2,734	RAILROAD RESEARCH AND DEVELOPMENT, FRA			\$135
ROAD CONSTRUCTION, NATIONAL PARK SERVICE	10		\$1	RESEARCH, ENGINEERING & DEV-A/A TRUST FUND			\$7
S & E, OFFICE OF THE SOLICITOR, INTERIOR			\$453	RETIRED PAY, CG			\$7,524
SPORT FISH TECHNICAL ASSISTANCE, FWS	7	13 608	\$11	TOTAL - OTHER FEDERAL FUNDS			\$187,190
SVC CHARGES, DEPOSITS AND FORFEITURES, BLM	8		\$1,443	AGENCY TOTAL - FEDERAL FUNDS			\$324,278
WILDLIFE RESEARCH INFORMATION, FWS	7	13 610	\$290	DEPARTMENT OF THE TREASURY			
WILDLIFE RESTORATION, FWS	7	13 611	\$88	GRANT FUNDS			
WILDLIFE TECHNICAL ASSISTANCE, FWS	7	13 609	\$11	FISCAL ASSISTANCE TO STATE GOVERNMENT, ORS	11 300		\$7,682
WORKING CAPITAL FUND, BLM	8		\$10,876	STATE AND LOCAL GOV FISCAL ASST TRUST FUND			\$14,807
WORKING CAPITAL FUND, O/S, INTERIOR			\$216	TOTAL - GRANT FUNDS			\$22,489
YOUTH CONSERVATION CORPS, FS	10		\$321,753	OTHER FEDERAL FUNDS			
TOTAL - OTHER FEDERAL FUNDS			\$346,637	ADMINISTERING THE PUBLIC DEBT	10		\$77
AGENCY TOTAL - FEDERAL FUNDS			(\$1,327)	CLAIMS, JUDGMENTS, AND RELIEF ACTS			\$290
INDIRECT FEDERAL SUPPORT *				EXAMINATIONS AND APPEALS, IRS	19		\$3,420
INDIAN LEASE GUARANTY & INSURANCE FUND, BIA			(\$1,327)	INVESTIGATIONS AND COLLECTIONS, IRS	19		\$2,200
DEPARTMENT OF JUSTICE				REFUNDING INTERNAL REVENUE COLLECTIONS-INT	19		\$1,823
GRANT FUNDS				S & E, (CENTRAL FISCAL OPERATIONS), BGFO			\$128
ANTI-TRUST ENFORCEMENT GRANTS, OMF	7	16 700	\$85	S & E, BUREAU ALCOHOL, TOBACCO & FIREARMS	16		\$186
CRIMINAL JUSTICE STATISTICS DEVELOP, BJS		16 530	\$122	S & E, UNITED STATES CUSTOMS SERVICE			\$1,989
CRIMINAL JUSTICE-PART D FORMULA GRTS, LEAA		16 530	\$639	S & E, UNITED STATES SECRET SERVICE	13		\$87
DOM-ALLOCATION TO STATES, LEAA		16 540	\$225	TAXPAYER SERVICE AND RETURNS PROCESSING	19		\$726
PART E-NATIONAL PRIORITY PRG GRANTS, LEAA		16 532	\$84	TOTAL - OTHER FEDERAL FUNDS			\$10,924
PART F-DISCRETIONARY GRANTS, LEAA		16 531	\$437	AGENCY TOTAL - FEDERAL FUNDS			\$33,414
TOTAL - GRANT FUNDS			\$1,592	INDIRECT FEDERAL SUPPORT *			
OTHER FEDERAL FUNDS				INTEREST ON THE PUBLIC DEBT	10		(\$34,870)
FEES AND EXPENSES OF WITNESSES	7		\$73	ACTION			
S & E, DRUG ENFORCEMENT ADMINISTRATION	19		\$249	GRANT FUNDS			
S & E, IMMIGRATION AND NATURALIZATION SVC	19		\$1,159	FOSTER GRANDPARENTS PROGRAM	71 001		\$183
S & E, UNITED STATES ATTORNEYS & MARSHALS	7		\$1,187	RETIRED SENIOR VOLUNTEER PROGRAM	71 007		\$71
SUPPORT OF UNITED STATES PRISONERS	7		\$138	SENIOR COMPANION PROGRAM	71 008		\$50
TOTAL - OTHER FEDERAL FUNDS			\$2,806	SPECIAL VOLUNTEER PROGRAMS	71 019		\$47
AGENCY TOTAL - FEDERAL FUNDS			\$4,398	VOLUNTEERS IN SERVICE TO AMERICA	71 002		\$452
DEPARTMENT OF LABOR				TOTAL - GRANT FUNDS			\$803
GRANT FUNDS				OTHER FEDERAL FUNDS			
COMPREHENSIVE EMPL. & TRNG. PROGRAMS, ETA	8	17 232	\$29,488	OPERATING EXPENSES, DOMESTIC PROGRAMS			\$105
EMPLOYMENT SERVICES (CETA-UM), ETA		17 207	\$6,856	OPERATING EXPENSES, INTERNATIONAL PROGRAMS			\$15
FEDERAL FOOD STAMP PROGRAM, ETA		10 541	\$683	TOTAL - OTHER FEDERAL FUNDS			\$121
INDIAN EMPLOYMENT & TRAINING PROGRAM, ETA	8	17 234	\$12,077	AGENCY TOTAL - FEDERAL FUNDS			\$924
JOB CORPS, ETA	8	17 211	\$255	AGENCY FOR INTERNATIONAL DEVELOPMENT			
OPERATIONAL GRANTS, OSHA		17 200	\$1,022	OTHER FEDERAL FUNDS			
SENIOR COMMUNITY SVC EMPLOYMENT PROG, ETA	8	17 235	\$1,115	FUNCTIONAL DEVELOPMENT ASSISTANCE PROGRAM	22		\$9,510
SPECIAL PRGS/ACTIVITIES-DISADVANTAGED, ETA	8	17 243	\$209	TOTAL - OTHER FEDERAL FUNDS			\$9,510
STATISTICAL OPERATIONAL GRANTS, OSHA		17 200	\$61	AGENCY TOTAL - FEDERAL FUNDS			\$9,510
SUMMER YOUTH EMPLOYMENT PROGRAMS, ETA	8	17 233	\$2,628	CIVIL AERONAUTICS BOARD			
UNEMPLOYMENT INSURANCE, ETA		17 233	\$10,816	OTHER FEDERAL FUNDS			
VOCATIONAL ED-STATE PLNG & EVALUATE, ETA	8	14 121	\$36	PAYMENTS TO AIR CARRIERS, CAB			\$413
WORK INCENTIVES PROGRAM, ETA		13 644	\$749	S & E, CIVIL AERONAUTICS BOARD			\$75
YOUTH COMMUNITY CONSERVATION & IMPROV, ETA	8	17 232	\$895	TOTAL - OTHER FEDERAL FUNDS			\$488
YOUTH EMPLOYMENT & TRAINING PROGRAMS, ETA	8	17 232	\$3,085	AGENCY TOTAL - FEDERAL FUNDS			\$488
TOTAL - GRANT FUNDS			\$49,974	COMMUNITY SERVICES ADMINISTRATION			
OTHER FEDERAL FUNDS				GRANT FUNDS			
COAL MINE WORKERS' COMP (BLACK LUNG), ESA	9	17 207	\$99	COMMUNITY ACTION	09 007		\$976
FED UNEMPLOYMENT BENEFITS & ALLOWANCES, ETA		17 223	\$6,357	COMMUNITY FOOD AND NUTRITION	01 025		\$180
FEDERAL EMPLOYEES' COMPENSATION, ESA	9		\$3,794	EMERGENCY ENERGY CONSERVATION SERVICES	09 010		\$1,181
S & E, OCCUPATIONAL SAFETY & HEALTH ADMIN.			\$261	OLDER PERSONS OPPORTUNITIES AND SERVICES	09 016		\$61
SPECIAL UNEMPLOYMENT ASSISTANCE, ETA		17 233	\$1,785	STATE ECONOMIC OPPORTUNITY OFFICES	09 013		\$134
TRADE ADJUSTMENT ASSISTANCE, ETA		17 200	\$8	SUMMER YOUTH RECREATION	09 015		\$13
TOTAL - OTHER FEDERAL FUNDS			\$12,304	TOTAL - GRANT FUNDS			\$2,544
AGENCY TOTAL - FEDERAL FUNDS			\$82,278	OTHER FEDERAL FUNDS			
DEPARTMENT OF TRANSPORTATION				RURAL DEVELOPMENT LOAN FUND	09 017		\$1,000
GRANT FUNDS				TOTAL - OTHER FEDERAL FUNDS			\$1,000
ABATEMENT, CONTROL, AND COMPLIANCE, EPA			\$50	AGENCY TOTAL - FEDERAL FUNDS			\$3,544
AIRPORT DEVELOPMENT AID PROGRAM, FAA	70 101		\$6,427	ENVIRONMENTAL PROTECTION AGENCY			
AIRPORT PLANNING GRANT PROGRAM, FAA	70 103		\$17,181	GRANT FUNDS			
CAPITAL IMPROVEMENT GRANTS, UMTA	70 508		\$2,867	ABATEMENT, CONTROL, AND COMPLIANCE, EPA			\$13
FORMULA GRANTS PROGRAM, UMTA	70 507		\$634	AIR POLLUTION CONTROL PROGRAM GRANTS, AAR	66 001		\$137
HIGHWAY PLANNING AND CONSTRUCTION, FHWA	20 705		\$108,635	AIR POLLUTION CONTROL RESEARCH GRANTS, RD	66 101		\$40
HIGHWAY RELATED SAFETY GRANTS, FHWA			\$139	TOTAL - GRANT FUNDS			\$13
HIGHWAY STUDIES, FHWA	70 705		\$5	OTHER FEDERAL FUNDS			
RAIL SERVICE ASSISTANCE, FRA			\$100	TOTAL - OTHER FEDERAL FUNDS			\$13
STATE AND COMMUNITY HIGHWAY SAFETY, NHTSA	70 510		\$965	AGENCY TOTAL - FEDERAL FUNDS			\$13
TECHNICAL STUDIES PROGRAM, UMTA	70 501		\$87	INDIRECT FEDERAL SUPPORT *			
TOTAL - GRANT FUNDS			\$137,089				

FEDERAL INFORMATION EXCHANGE SYSTEM

STATE SUMMARY - AGENCY OPERATIONS

(Dollar amounts in thousands)

	PROLATION CODE	CDA NO.	FY 1980 FUNDS	PROLATION CODE	CDA NO.	FY 1980 FUNDS
ALASKA—Con.						
AREAWIDE WASTE TREAT MGT PLAN GRANTS, WWM.....	44	418	\$525			
CONSOLIDATED GRANTS-PROGRAM SUPPORT, OPM.....	44	400	\$1,134			
CONSOLIDATED RESEARCH GRANTS, RD.....	44	100	\$148			
CONST GRIS FOR WASTEWATER TREAT WORKS, WWM.....	44	418	\$14,835			
CONSTRUCTION MANAGEMENT ASST. GRANTS, WWM.....	44	434	\$279			
PUBLIC WATER SYSTEM SUPV-STATE PRG GT, WWM.....	44	418	\$635			
TOXIC SUBSTANCE RESEARCH GRANTS, RD.....	44	107	\$160			
WATER POLL CON-STATE & LOCAL MAINT DEV, WWM.....	44	190	\$10			
WATER POLLUTION CON RES. DEV, DEMO GIS, RD.....	44	301	\$117			
TOTAL - GRANT FUNDS.....			\$17,832			
AGENCY TOTAL - FEDERAL FUNDS.....			\$17,832			
EQUAL EMPLOYMENT OPPORTUNITY COMMISSION						
GRANT FUNDS						
FAIR EMPLOYMENT PRACTICES GRANTS.....	4	30 001	\$63			
TOTAL - GRANT FUNDS.....			\$63			
AGENCY TOTAL - FEDERAL FUNDS.....			\$63			
FEDERAL COMMUNICATIONS COMMISSION						
OTHER FEDERAL FUNDS						
PERSONAL SERVICES.....			\$329			
TOTAL - OTHER FEDERAL FUNDS.....			\$329			
AGENCY TOTAL - FEDERAL FUNDS.....			\$329			
GENERAL SERVICES ADMINISTRATION						
GRANT FUNDS						
NATL HISTORIC PUBLICATIONS & RECORDS GRIS.....	29	004	\$6			
TOTAL - GRANT FUNDS.....			\$6			
OTHER FEDERAL FUNDS						
FEDERAL BUILDINGS FUND.....			\$6,577			
FEDERAL TELECOMMUNICATIONS FUND.....			\$4,391			
GENERAL SUPPLY FUND, PERSONAL PROPERTY ACT.....			\$2,310			
OPER EXP, FEDERAL PROPERTY RESOURCES ACT.....			\$133			
OPERATING EXPENSES, FEDERAL SUPPLY SERVICE.....			\$258			
WORKING CAPITAL FUND, GEN ACTIVITIES, GSA.....			\$544			
TOTAL - OTHER FEDERAL FUNDS.....			\$14,212			
AGENCY TOTAL - FEDERAL FUNDS.....			\$14,218			
INDIRECT FEDERAL SUPPORT *						
DONATION OF FEDERAL SURPLUS PERSONAL PROP.....	29	003	(**)			
NATIONAL AERONAUTICS AND SPACE ADMINISTRATION						
OTHER FEDERAL FUNDS						
RESEARCH & DEV-SPACE SCIENCE, APPL & TECH.....			\$832			
RESEARCH & DEV-SUPPORTING SPACE ACTIVITIES.....			\$660			
TOTAL - OTHER FEDERAL FUNDS.....			\$1,492			
AGENCY TOTAL - FEDERAL FUNDS.....			\$1,492			
NATIONAL ENDOWMENT FOR THE ARTS						
GRANT FUNDS						
ARCHITECTURE, PLANNING AND DESIGN.....	43	001	\$10			
ARTIST IN SCHOOLS.....	43	002	\$109			
CHALLENGE GRANTS PROGRAMS.....	43	017	\$45			
DANCE PROGRAMS.....	43	003	\$31			
AMJON ARTS PROGRAMS.....	43	010	\$15			
CHILD ARTS PROGRAMS.....	43	015	\$50			
LITERATURE PROGRAMS.....	43	004	\$10			
MUSIC PROGRAMS.....	43	005	\$31			
OPERA AND MUSICAL THEATRE PROGRAMS.....	43	016	\$5			
STATE PROGRAMS.....	43	007	\$667			
THEATRE PROGRAMS.....	43	008	\$102			
VISUAL ARTS PROGRAMS.....	43	009	\$37			
TOTAL - GRANT FUNDS.....			\$1,112			
AGENCY TOTAL - FEDERAL FUNDS.....			\$1,112			
INDIRECT FEDERAL SUPPORT *						
CHALLENGE GRANTS PROGRAMS.....	43	013	(\$45)			
MUSIC PROGRAMS.....	43	005	(\$10)			
THEATRE PROGRAMS.....	43	108	(\$30)			
NATIONAL ENDOWMENT FOR THE HUMANITIES						
GRANT FUNDS						
DIVISION OF STATE PROGRAMS.....	43	129	\$765			
EDUCATION DEVELOPMENT.....	43	129	\$70			
RESEARCH MATERIALS/TRANSLATIONS.....	43	141	\$30			
YOUTH GRANTS.....	43	113	\$3			
TOTAL - GRANT FUNDS.....			\$868			
AGENCY TOTAL - FEDERAL FUNDS.....			\$868			
NATIONAL SCIENCE FOUNDATION						
GRANT FUNDS						
ASTRO, ATMOS, EARTH AND OCEAN SCIENCES.....	47	090	\$4,858			
BIOLOGICAL, BEHAVIORAL, & SOCIAL SCIENCES.....	47	051	\$309			
MATHEMATICAL & PHYSICAL SCIENCE & ENGINEER.....						
SCIENCE AND SOCIETY PROGRAM.....	47	044	\$43			
SCIENCE ED RES & DEV & RESOURCES IMPROVE.....	47	048	\$57			
SCIENTIFIC PERSONNEL IMPROVEMENT.....	47	048	\$25			
SCIENTIFIC, TECHNOLOGICAL, & INTEL. AFFAIRS.....	47	009	\$76			
SCIENTIFIC, TECHNOLOGICAL, & INTEL. AFFAIRS.....	47	013	\$1			
TOTAL - GRANT FUNDS.....			\$5,349			
AGENCY TOTAL - FEDERAL FUNDS.....			\$5,349			
OFFICE OF PERSONNEL MANAGEMENT						
GRANT FUNDS						
INTERGOVERNMENTAL PERSONNEL ASSISTANCE.....		27 011	\$90			
TOTAL - GRANT FUNDS.....			\$90			
OTHER FEDERAL FUNDS						
CIVIL SERVICE RETIREMENT & DISABILITY FUND.....			\$32,944			
REVOLVING FUND, OPM.....			\$11			
S & E, OFFICE OF PERSONNEL MANAGEMENT.....			\$232			
TOTAL - OTHER FEDERAL FUNDS.....			\$33,186			
AGENCY TOTAL - FEDERAL FUNDS.....			\$33,276			
POSTAL SERVICE						
OTHER FEDERAL FUNDS						
POSTAL SERVICE FUND.....		18	\$55,100			
TOTAL - OTHER FEDERAL FUNDS.....			\$55,100			
AGENCY TOTAL - FEDERAL FUNDS.....			\$55,100			
RAILROAD RETIREMENT BOARD						
OTHER FEDERAL FUNDS						
RAILROAD RETIREMENT ACCOUNT.....	31	1 001	\$517			
RAILROAD UNEMPLOYMENT INSURANCE ACCOUNT.....	31	37 001	\$72			
TOTAL - OTHER FEDERAL FUNDS.....			\$589			
AGENCY TOTAL - FEDERAL FUNDS.....			\$589			
SMALL BUSINESS ADMINISTRATION						
OTHER FEDERAL FUNDS						
DISPLACED BUSINESS LOANS.....	39	001	\$80			
ECONOMIC DISLOCATION LOANS.....	39	027	\$100			
ECONOMIC INJURY DISASTER LOANS.....	39	007	\$12			
ECONOMIC OPPORTUNITY LOANS.....	39	003	\$84			
PHYSICAL DISASTER LOANS.....	39	008	\$2,581			
S & E, SMALL BUSINESS ADMINISTRATION.....			\$1,091			
SMALL BUSINESS LOANS.....	39	012	\$658			
TOTAL - OTHER FEDERAL FUNDS.....			\$4,606			
AGENCY TOTAL - FEDERAL FUNDS.....			\$4,606			
INDIRECT FEDERAL SUPPORT *						
ECONOMIC OPPORTUNITY LOANS.....	39	003	(\$27)			
SMALL BUSINESS LOANS.....	39	012	(\$17,803)			
VETERANS ADMINISTRATION						
OTHER FEDERAL FUNDS						
AUTOS & SPECIAL EQUIPMENT, DISABLED VETS.....	12	64 100	\$3			
COMMUNITY NURSING HOME CARE.....	12	64 007	\$227			
COMPENSATION TO DEPENDENTS, VETS S/C DEATH.....	12	64 107	\$45			
DEPENDENTS INDEMNITY COMPENSATION (DIC).....	12	64 110	\$107			
GENERAL OPERATING EXPENSES.....			\$1,369			
MEDICAL ADMIN. & MISC. OPERATING EXPENSES.....			\$3			
SONS, DAUGHTERS, WIVES & WIDOWS EDUCATION.....	12	64 117	\$152			
VETERANS DEATH PENSION.....	12	64 105	\$731			
VETERANS DIRECT LOANS.....	12	64 113	\$4			
VETERANS DISABILITY COMPENSATION.....	12	64 109	\$6,296			
VETERANS DISABILITY PENSION.....	12	64 104	\$811			
VETERANS HOSPITALIZATION.....	12	64 009	\$20,777			
VETERANS INSURANCE AND INDEMNITIES.....	12	64 103	\$1,536			
VETERANS READJUSTMENT TRAINING.....	12	64 111	\$4,017			
VETS BURIAL AWARDS & OTHER MISC BEHEF PMT.....	12	64 101	\$159			
VOCATIONAL REHAB. TRNG. FOR DISABLED VETS.....	12	64 115	\$64			
TOTAL - OTHER FEDERAL FUNDS.....			\$37,107			
AGENCY TOTAL - FEDERAL FUNDS.....			\$37,107			
INDIRECT FEDERAL SUPPORT *						
MOBILE HOME LOANS.....	64	110	(\$97)			
VETERANS GUARANTEED AND INSURED LOANS.....	64	116	(\$72,791)			
WATER RESOURCES COUNCIL						
GRANT FUNDS						
WATER RESOURCES PLANNING.....		43 001	\$252			
TOTAL - GRANT FUNDS.....			\$252			
AGENCY TOTAL - FEDERAL FUNDS.....			\$252			
FEDERAL MEDIATION AND CONCILIATION SERVICE						
			\$74			
TENNESSEE VALLEY AUTHORITY						
			\$3			

FEDERAL INFORMATION EXCHANGE SYSTEM STATE SUMMARY - AGENCY OPERATIONS

[Dollar amounts in thousands]

FEDERATION CODE	CFDA NO.	FY 1980 FUNDS
--------------------	-------------	------------------

FEDERATION CODE	CFDA NO.	FY 1980 FUNDS
--------------------	-------------	------------------

ALASKA—Con.

STATE TOTAL - GRANT FUNDS	\$473,874
STATE TOTAL - OTHER FEDERAL FUNDS	\$1,650,381
STATE TOTAL - FEDERAL FUNDS	\$2,124,255

* THESE FIGURES REPRESENT FUNDS THAT DO NOT DIRECTLY IMPACT GEOGRAPHIC AREAS AND ARE NOT INCLUDED IN ANY TOTALS

** AMOUNT LESS THAN \$500.00

FEDERAL INFORMATION EXCHANGE SYSTEM

COUNTY SUMMARIES - AGENCY OPERATIONS

(Dollar amounts in thousands)

ALASKA

COUNTY-ALEUTIAN ISLANDS

DEPARTMENT OF AGRICULTURE

	PROLATION CODE	CFOA NO.	FY 1980 FUNDS
GRANT FUNDS			
FOOD STAMP BONUS COUPONS, FMS	1	10 331	\$237
NATIONAL SCHOOL LUNCH PROGRAM-CASH, FMS	10	10 333	\$21
SPECIAL MILK PROGRAM FOR CHILDREN, FMS	10	10 334	\$1
TOTAL - GRANT FUNDS			\$259
AGENCY TOTAL - FEDERAL FUNDS			\$259

INDIRECT FEDERAL SUPPORT *			
DONATION OF COMM. TO SCHOOL LUNCH, FMS	10	10 330	(**)
FOOD DISTRIBUTION TO SCHOOLS, FMS	10	10 330	(\$5)

DEPARTMENT OF COMMERCE

	PROLATION CODE	CFOA NO.	FY 1980 FUNDS
OTHER FEDERAL FUNDS			
CENSUS SPECIAL TABULATIONS AND SERVICES		11 000	**
CONSOLIDATED WORKING FUND, CENSUS			\$1
CONSOLIDATED WORKING FUND, NOAA	7		\$368
CURRENT STATISTICAL PROGRAMS, CENSUS			\$1
OPERATIONS, RESEARCH, AND FACILITIES, NOAA	7		\$4,299
PERIODIC CENSUSES			\$4
WEATHER & RIVER FORECASTS & WARNINGS, NWS	7		\$117
TOTAL - OTHER FEDERAL FUNDS			\$4,791
AGENCY TOTAL - FEDERAL FUNDS			\$4,791

DEPARTMENT OF DEFENSE

	PROLATION CODE	CFOA NO.	FY 1980 FUNDS
OTHER FEDERAL FUNDS			
CIVILIAN PAY	13		\$5,787
MILITARY ACTIVE DUTY PAY	13		\$25,495
MILITARY PRIME CONSTRUCTION CONTRACTS	8		\$18,514
MILITARY PRIME SERVICE CONTRACTS	8		\$27,158
MILITARY PRIME SUPPLY CONTRACTS	8		\$12,646
MILITARY RETIRED PAY	13		\$18
TOTAL - OTHER FEDERAL FUNDS			\$89,618
AGENCY TOTAL - FEDERAL FUNDS			\$89,618

DEPARTMENT OF EDUCATION

	PROLATION CODE	CFOA NO.	FY 1980 FUNDS
GRANT FUNDS			
EDUC DEPRIVED CHILDREN-LEA'S	04 010		\$59
INDIAN ED-GRANTS TO LOCAL EDUCATIONAL AGCY	04 040		\$80
SAFA-MAINTENANCE AND OPERATION	04 041		\$2,255
TOTAL - GRANT FUNDS			\$2,395
AGENCY TOTAL - FEDERAL FUNDS			\$2,395

DEPARTMENT OF ENERGY

	PROLATION CODE	CFOA NO.	FY 1980 FUNDS
GRANT FUNDS			
MULTI-PROGRAMS-CONSERV & SOLAR APPLICATION	7		\$12
TOTAL - GRANT FUNDS			\$12
AGENCY TOTAL - FEDERAL FUNDS			\$12

DEPARTMENT OF HEALTH AND HUMAN SERVICES

	PROLATION CODE	CFOA NO.	FY 1980 FUNDS
OTHER FEDERAL FUNDS			
HEALTH SERVICES, HSA			\$6
MEDICARE-HOSPITAL INSURANCE, HCFA	13 773		\$120
MEDICARE-SUPP. MEDICAL INSURANCE, HCFA	13 774		\$63
SOCIAL SECURITY-DISABILITY INSURANCE, SSA	13 807		\$110
SOCIAL SECURITY-RETIREMENT B. PLAN, SSA	13 803		\$219
SOCIAL SECURITY-SURVIVORS INSURANCE, SSA	13 803		\$154
SUPPLEMENTAL SECURITY INCOME, SSA	13 807		\$41
TOTAL - OTHER FEDERAL FUNDS			\$713
AGENCY TOTAL - FEDERAL FUNDS			\$713

DEPARTMENT OF HOUSING AND URBAN DEVELOPMENT

INDIRECT FEDERAL SUPPORT *			
PROPERTY IMPROV. LOAN INSURANCE, H	16 142		(\$18)

DEPARTMENT OF THE INTERIOR

	PROLATION CODE	CFOA NO.	FY 1980 FUNDS
GRANT FUNDS			
NATIONAL WILDLIFE REFUGE FUND			**
TOTAL - GRANT FUNDS			**
OTHER FEDERAL FUNDS			
CONSTRUCTION AND MAINTENANCE OF FISH	7		\$44
GEOL. MIN & WTR RES INVEST & FOPO MAP, GS	9		\$37
RESOURCE MANAGEMENT FMS	7		\$604
ROAD CONSTRUCTION, BIA			\$67
WILDLIFE TECHNICAL ASSISTANCE, FMS	7	15 409	**
WORKING CAPITAL FUND, O/S, INTERIOR			\$12
TOTAL - OTHER FEDERAL FUNDS			\$764
AGENCY TOTAL - FEDERAL FUNDS			\$764

DEPARTMENT OF LABOR

OTHER FEDERAL FUNDS			
FED UNEMPLOYMENT BENEFITS & ALLOWANCES, ETA		17 771	\$170

SPECIAL UNEMPLOYMENT ASSISTANCE, ETA	17 771		\$48
TRADE ADJUSTMENT ASSISTANCE, ETA	17 800		**
TOTAL - OTHER FEDERAL FUNDS			\$217
AGENCY TOTAL - FEDERAL FUNDS			\$217

DEPARTMENT OF TRANSPORTATION

	PROLATION CODE	CFOA NO.	FY 1980 FUNDS
GRANT FUNDS			
AIRPORT DEVELOPMENT AID PROGRAM, FAA	70 102		\$575
HIGHWAY PLANNING AND CONSTRUCTION, FHWA	20 300		\$6,762
TOTAL - GRANT FUNDS			\$7,337

OTHER FEDERAL FUNDS			
COAST GUARD SUPPLY FUND			**
FACILITIES AND EQUIPMENT, A/A TRUST FUND			\$621
OPERATING EXPENSES, CG			\$1,260
OPERATIONS, FAA			\$807
POLLUTION FUND, CG			**
RETIRED PAY, CG			\$1,748
TOTAL - OTHER FEDERAL FUNDS			\$4,437
AGENCY TOTAL - FEDERAL FUNDS			\$11,773

DEPARTMENT OF THE TREASURY

	PROLATION CODE	CFOA NO.	FY 1980 FUNDS
GRANT FUNDS			
STATE AND LOCAL GOV FISCAL ASST TRUST FUND			\$78
TOTAL - GRANT FUNDS			\$78
AGENCY TOTAL - FEDERAL FUNDS			\$78

INDIRECT FEDERAL SUPPORT *			
INTEREST ON THE PUBLIC DEBT	10		(\$935)

GENERAL SERVICES ADMINISTRATION

	PROLATION CODE	CFOA NO.	FY 1980 FUNDS
OTHER FEDERAL FUNDS			
FEDERAL BUILDINGS FUND			\$12
TOTAL - OTHER FEDERAL FUNDS			\$12
AGENCY TOTAL - FEDERAL FUNDS			\$12

OFFICE OF PERSONNEL MANAGEMENT

	PROLATION CODE	CFOA NO.	FY 1980 FUNDS
OTHER FEDERAL FUNDS			
CIVIL SERVICE RETIREMENT & DISABILITY FUND	4		\$659
TOTAL - OTHER FEDERAL FUNDS			\$659
AGENCY TOTAL - FEDERAL FUNDS			\$659

POSTAL SERVICE

	PROLATION CODE	CFOA NO.	FY 1980 FUNDS
OTHER FEDERAL FUNDS			
POSTAL SERVICE FUND	18		\$1,222
TOTAL - OTHER FEDERAL FUNDS			\$1,222
AGENCY TOTAL - FEDERAL FUNDS			\$1,222

SMALL BUSINESS ADMINISTRATION

INDIRECT FEDERAL SUPPORT *			
SMALL BUSINESS LOANS	59 013		(\$164)

VETERANS ADMINISTRATION

	PROLATION CODE	CFOA NO.	FY 1980 FUNDS
OTHER FEDERAL FUNDS			
AUTOS & SPECIAL EQUIPMENT, DISABLED VETS	12	04 100	**
COMPENSATION TO DEPENDENTS, VETS S/C DEATH	12	04 101	\$1
DEPENDENTS INDEMNITY COMPENSATION (DIC)	12	04 110	\$11
SONS, DAUGHTERS, WIVES & WIDOWS EDUCATION	12	04 117	\$2
VETERANS DEATH PENSION	12	04 105	\$9
VETERANS DISABILITY COMPENSATION	12	04 104	\$74
VETERANS DISABILITY PENSION	12	04 104	\$10
VETERANS INSURANCE AND INDEMNITIES	12	04 102	\$18
VETERANS READJUSTMENT TRAINING	12	04 111	\$48
VETS BURIAL AWARDS & OTHER MUSC BENEF PMT	12	04 101	\$2
VOCATIONAL REHAB. TRNG. FOR DISABLED VETS	12	04 116	\$1
TOTAL - OTHER FEDERAL FUNDS			\$174
AGENCY TOTAL - FEDERAL FUNDS			\$174
COUNTY TOTAL - GRANT FUNDS			\$10,090
COUNTY TOTAL - OTHER FEDERAL FUNDS			\$102,407
COUNTY TOTAL - FEDERAL FUNDS			\$112,497

COUNTY-ANCHORAGE

DEPARTMENT OF AGRICULTURE

	PROLATION CODE	CFOA NO.	FY 1980 FUNDS
GRANT FUNDS			
AGRICULTURAL CONSERVATION PROGRAM, ASCS	10 003		\$80
CHILD CARE FOOD PROGRAM, FMS	10	10 530	\$486
EQUIP ASST PROG-SCHOOL FOOD SVC PROG, FMS	10	10 534	\$1
FOOD STAMP BONUS COUPONS, FMS	1	10 531	\$7,713
GENERAL FORESTRY ASSISTANCE, FS	10	10 004	\$586
NATIONAL SCHOOL LUNCH PROGRAM-CASH, FMS	10	10 533	\$1,780
NUTRITION PROGRAMS FOR THE ELDERLY, FMS	11	10 536	\$31
NUTRITIONAL EDUCATION AND TRAINING, FMS	10	10 004	\$75
RURAL COMMUNITY FIRE PROTECTION GRTS, FEMA	10		\$74
SCHOOL BREAKFAST PROGRAM, FMS	10	10 533	\$162
SPECIAL MILK PROGRAM FOR CHILDREN, FMS	10	10 536	\$49
SUMMER FOOD SVC. PROGRAM FOR CHILDREN, FMS	10	10 537	\$14
SUPP. FOOD-WOMEN, INFANTS & CHILDREN, FMS	10	10 537	\$313
TOTAL - GRANT FUNDS			\$11,374

FEDERAL INFORMATION EXCHANGE SYSTEM COUNTY SUMMARIES - AGENCY OPERATIONS

(Dollar amounts in thousands)

	PROLATION CODE	CDA NO.	FY 1980 FUNDS		PROLATION CODE	CDA NO.	FY 1980 FUNDS
ALASKA—Con.							
OTHER FEDERAL FUNDS							
BRUSH DISPOSAL, FS	18		\$14				
COMMODITY INVENTORY OPERATIONS, CCC		10 051	\$17				
CONSERVATION OPERATIONS, SCS			\$17				
CONSTRUCTION AND LAND ACQUISITION, FS	18		\$3,098				
FOREST MANGE, PROTECTION, AND UTILIZATION	18		\$4,006				
LAND INVENTORY AND MONITORING, SCS		10 108	\$154				
MEAT AND POULTRY INSPECTION, FSOS		18 477	\$2				
PLANT & ANIMAL DISEASE & PEST CONT., APHIS		10 073	\$327				
PURCHASES FOR CHILD NUTRITION PRGS., FNS		10 330	\$23				
PURCHASES FOR FOOD DONATION PROGRAM, FNS		10 330	\$5				
RIVER BASIN SURVEYS & INVESTIGATIONS, SCS		10 904	\$589				
RIVER BASIN SURVEYS & INVESTIGATIONS, SCS			\$15				
S & E, ASCS			\$145				
S & E, ECONOMICS, STATISTICS, & CO-OPS SVC			\$119				
S & E, RURAL ELECTRIFICATION ADMIN.			\$120				
SECTION 6 PURCHASES, FNS		10 330	\$18				
SNOW SURVEY & WATER SUPP. FORECASTING, SCS		10 907	\$166				
SOL AND WATER CONSERVATION, SCS		10 902	\$299				
SOL SURVEY, SCS		10 903	\$373				
TIMBER SALVAGE SALES, FS	18		\$9				
WORKING CAPITAL FUND, FS	18		\$24				
YOUTH CONSERVATION CORPS, FS	18	10 661	\$8				
TOTAL - OTHER FEDERAL FUNDS			\$9,547				
AGENCY TOTAL - FEDERAL FUNDS			\$20,921				
INDIRECT FEDERAL SUPPORT *							
DONATION OF COMM. TO SCHOOL LUNCH, FNS	18	10 330	(\$54)				
FOOD DISTRIBUTION TO INSTITUTIONS, FNS	18	10 330	(\$58)				
FOOD DISTRIBUTION TO SCHOOLS, FNS	18	10 330	(\$275)				
DEPARTMENT OF COMMERCE							
GRANT FUNDS							
ECON DEV-SPECIAL ECON DEV & ADJ ASST, EDA		11 307	\$300				
ECON DEV-TECHNICAL ASSISTANCE, EDA		11 303	\$88				
TOTAL - GRANT FUNDS			\$388				
OTHER FEDERAL FUNDS							
CENSUS SPECIAL TABULATIONS AND SERVICES		11 005	\$1				
CONSOLIDATED WORKING FUND, CENSUS			\$28				
CONSOLIDATED WORKING FUND, NOAA	7		\$1,209				
CURRENT STATISTICAL PROGRAMS, CENSUS			\$8				
OPERATIONS AND ADMINISTRATION, ITA	9		\$76				
OPERATIONS, RESEARCH, AND FACILITIES, NOAA	7		\$3,278				
PERIODIC CENSUSES			\$900				
PROMOTE AND DEVELOP FISHERY PRODUCTS, NOAA	8		\$5,588				
RIVER AND FLOOD FORECASTS, MWS	7		\$376				
WEATHER & RIVER FORECASTS & WARNINGS, MWS	7		\$1,761				
TOTAL - OTHER FEDERAL FUNDS			\$13,726				
AGENCY TOTAL - FEDERAL FUNDS			\$14,113				
INDIRECT FEDERAL SUPPORT *							
FISHERY VESSEL OBLIGATION GUARANTEES, NMFS	1	11 413	(\$2,600)				
DEPARTMENT OF DEFENSE							
OTHER FEDERAL FUNDS							
CIVIL FUNCTIONS PRIME CONTRACTS	3		\$735				
CIVILIAN PAY	13		\$91,129				
MILITARY ACTIVE DUTY PAY	13		\$164,087				
MILITARY PRIME CONSTRUCTION CONTRACTS	3		\$8,477				
MILITARY PRIME ROTE CONTRACTS	3		\$361				
MILITARY PRIME SERVICE CONTRACTS	3		\$103,680				
MILITARY PRIME SUPPLY CONTRACTS	3		\$15,085				
MILITARY RESERVE AND NATIONAL GUARD PAY	13		\$4,965				
MILITARY RETIRED PAY	13		\$23,479				
PRIME CONTRACTS OF LESS THAN \$10,000	6		\$22,568				
TOTAL - OTHER FEDERAL FUNDS			\$454,566				
AGENCY TOTAL - FEDERAL FUNDS			\$454,566				
DEPARTMENT OF EDUCATION							
GRANT FUNDS							
ACAD FAC RECON & RENOV-REMOVAL ARCH BARRS	84 021		\$100				
BASIC EDUCATIONAL OPPORTUNITY GRANT PROG	84 002		\$479				
COLLEGE LIBRARY RESOURCES	84 025		\$4				
COLLEGE WORK-STUDY PROGRAM	84 033		\$532				
EDUC DEPRIVED CHILDREN LEA'S	84 010		\$922				
ETHNIC HERITAGE STUDIES PROGRAM	84 010		\$60				
HANDICAPPED PERSONNEL PREPARATION	84 029		\$35				
HANDICAPPED RESEARCH AND DEMONSTRATION	84 023		\$108				
HIGHER ED-STRENGTHENING DEVELOPING INSTITS	84 031		\$300				
HIGHER EDUCATION-COOPERATIVE EDUCATION	84 053		\$27				
INDIAN ED GRANTS TO LOCAL EDUCATIONAL AGCY	84 040		\$998				
INDIAN ED-SPECIAL PROGRAMS AND PROJECTS	84 041		\$163				
LAW ENFORCEMENT EDUCATION PROGRAM			\$10				
NATIONAL DEFENSE/DIRECT STUDENT LOANS	84 038		\$742				
NATI DEFENSE/DIR STUDENT LN CANCELLATIONS	84 037		\$271				
SAJA MAINTENANCE AND OPERATION	84 047		\$1,362				
SUPPLEMENTAL EDUCATIONAL OPPORTUNITY GRIS	84 007		\$630				
TOTAL - GRANT FUNDS			\$6,945				
OTHER FEDERAL FUNDS							
SECTION 8-LOWER INCOME HOUSING ASST PRG, H	10 116		\$394				
TOTAL - OTHER FEDERAL FUNDS			\$394				
AGENCY TOTAL - FEDERAL FUNDS			\$4,600				
INDIRECT FEDERAL SUPPORT *							
MOBILE HOME LOAN INSURANCE, H	10 110		(\$365)				
MORTGAGE INSURANCE-HOMES, H	10 117		(\$9,527)				
MORTGAGE INSURANCE-SERVICEMEN'S HOMES, H			(\$173)				
MIGE INS-GRADUATED PAYMENT MORTGAGE PRG, H	10 119		(\$1,015)				
MIGE INS-LOW/MODERATE INCOME FAM HOMES, H	10 120		(\$162)				
PROPERTY IMPROVEMENT LOAN INSURANCE, H	10 102		(\$1,820)				
DEPARTMENT OF THE INTERIOR							
GRANT FUNDS							
ANADROMOUS FISH CONSERVATION, IWS	11 600		\$5				
HISTORIC PRESERVATION GRANTS-IN-AID, HCRS	11 611		\$732				
OTHER FEDERAL FUNDS							
HIGHER ED-VETS COST OF INSTRUCTION PROGRAM		84 064	\$19				
S & E, DEPARTMENTAL MANAGEMENT, ED			\$1				
TOTAL - OTHER FEDERAL FUNDS			\$20				
AGENCY TOTAL - FEDERAL FUNDS			\$6,966				
INDIRECT FEDERAL SUPPORT *							
HIGHER EDUCATION ACT INSURED LOANS		84 027	(\$91)				
DEPARTMENT OF ENERGY							
GRANT FUNDS							
BLDG & COMMUNITY SYS-CONSER & SOLAR APPLIC	7	81 056	\$45				
COAL-ENERGY TECHNOLOGY	7	81 057	\$120				
MULTI-PROGRAMS-CONSERV & SOLAR APPLICATION	7		\$1				
POLICY ANALYSIS & SYS STUDIES-POLICY & EVA	7	81 048	\$5				
STATE & LOCAL-CONSERV & SOLAR APPLICATION	7	81 052	\$167				
TECHNICAL ASSESSMENT PROJECTS-ENERGY RES	7		\$5				
TOTAL - GRANT FUNDS			\$343				
OTHER FEDERAL FUNDS							
GEOTHERMAL-ENERGY TECHNOLOGY	7		\$79				
GEOTHERMAL/HYDROTHERMAL-RESOURCE APPLIC	7		\$6				
POWER MARKETING-RESOURCE APPLICATIONS	7		\$712				
STATE & LOCAL-CONSERV & SOLAR APPLICATION	7	81 052	\$129				
WEAPONS ACTIVITIES-DEFENSE PROGRAMS	7		\$58				
TOTAL - OTHER FEDERAL FUNDS			\$984				
AGENCY TOTAL - FEDERAL FUNDS			\$1,327				
DEPARTMENT OF HEALTH AND HUMAN SERVICES							
GRANT FUNDS							
ALCOHOL CLINICAL TRAINING PROGRAMS, ADMHA		13 274	\$96				
ALCOHOLISM TREATMENT AND REHAB PRGS, ADMHA		13 252	\$754				
CHILD ABUSE & NEGLECT PREV & TREATMENT, OS		13 628	\$57				
CHILD DEVELOPMENT-HEAD START, OS		13 600	\$2,046				
CHILD WELFARE RESEARCH AND DEMO GRANTS, OS		13 608	\$60				
COMM MENTAL HLTH CTPS-COMP S'IC SUPP, ADMHA		13 295	\$726				
COMMUNITY HEALTH CENTERS, HSA		13 274	\$113				
FAMILY PLANNING PROJECTS, HSA		13 217	\$181				
HEALTH MAINTENANCE ORGANIZATION DEV., ASH		13 256	\$56				
HEALTH PLANNING-HEALTH SYSTEMS AGENCIES, HRA		13 294	\$387				
HEALTH PROFESSIONALS-START-UP ASST., HRA		13 344	\$13				
MENTAL HEALTH TRAINING GRANTS, ADMHA		13 264	\$67				
NATIVE AMERICAN PROGRAMS, OS		13 613	\$310				
NURSE TRNG. IMPROVEMENT-SPECIAL PROJ., HRA		13 259	\$259				
NURSING SCHOLARSHIPS, HRA		13 263	\$12				
NURSING STUDENT LOANS, HRA		13 264	\$22				
PROFESSIONAL STANDARDS REVIEW ORGS., HCFA		13 276	\$290				
RUNAWAY YOUTH, OS		13 623	\$48				
TOTAL - GRANT FUNDS			\$5,797				
OTHER FEDERAL FUNDS							
HEALTH SERVICES, HSA			\$8				
INDIAN HEALTH FACILITIES, HSA			\$77				
INDIAN HEALTH SERVICES-HEALTH MGT & DEV, HSA		13 278	\$203				
LIMITATION ON SALARIES AND EXPENSES, SSA			\$127				
MEDICARE-HOSPITAL INSURANCE, HCFA		13 273	\$518				
MEDICARE-SUPP. MEDICAL INSURANCE, HCFA		13 274	\$193				
PREVENTIVE HEALTH SERVICES, CDC			\$482				
SOCIAL SECURITY-DISABILITY INSURANCE, SSA	13	13 007	\$4,187				
SOCIAL SECURITY-RETIREMENT INSURANCE, SSA	13	13 003	\$12,045				
SOCIAL SECURITY-SURVIVORS INSURANCE, SSA	13	13 005	\$8,657				
SPECIAL BENEFITS-DISABLED COAL MINER'S, SSA	13	13 006	\$28				
SUPPLEMENTAL SECURITY INCOME, SSA	13	13 007	\$1,393				
TOTAL - OTHER FEDERAL FUNDS			\$27,918				
AGENCY TOTAL - FEDERAL FUNDS			\$33,715				
DEPARTMENT OF HOUSING AND URBAN DEVELOPMENT							
GRANT FUNDS							
COMM DEV BLOCK GRIS-ENTITLEMENT, CPD		10 210	\$2,144				
COMM DEV BLOCK GRIS-SMALL CITIES/DISC, CPD		10 210	\$500				
COMPREHENSIVE PLANNING ASSISTANCE, CPD	11	10 203	\$402				
PUBLIC HOUSING ASSISTANCE PROGRAM, H		10 106	\$1,161				
TOTAL - GRANT FUNDS			\$4,206				
OTHER FEDERAL FUNDS							
SECTION 8-LOWER INCOME HOUSING ASST PRG, H		10 116	\$394				
TOTAL - OTHER FEDERAL FUNDS			\$394				
AGENCY TOTAL - FEDERAL FUNDS			\$4,600				
INDIRECT FEDERAL SUPPORT *							
MORTGAGE INSURANCE-HOMES, H		10 117	(\$9,527)				
MORTGAGE INSURANCE-SERVICEMEN'S HOMES, H			(\$173)				
MIGE INS-GRADUATED PAYMENT MORTGAGE PRG, H		10 119	(\$1,015)				
MIGE INS-LOW/MODERATE INCOME FAM HOMES, H		10 120	(\$162)				
PROPERTY IMPROVEMENT LOAN INSURANCE, H		10 102	(\$1,820)				

FEDERAL INFORMATION EXCHANGE SYSTEM COUNTY SUMMARIES - AGENCY OPERATIONS

[Dollar amounts in thousands]

	PROBATION CODE	CDA NO.	FY 1980 FUNDS		PROBATION CODE	CDA NO.	FY 1980 FUNDS
ALASKA—Con.							
INDIAN EMPLOYMENT ASSISTANCE, BIA		15 108	\$2,713	STATE AND COMMUNITY HIGHWAY SAFETY, NHTSA	70 600		\$965
INDIAN HOUSING ASSISTANCE, BIA		15 161	\$208	TECHNICAL STUDIES PROGRAM, UMTA	70 501		\$40
OUTDOOR RECREATION-AQUST, DEV & PLG, HCRS		11 420	\$782	TOTAL - GRANT FUNDS			\$42,378
PAYMENTS-STATES & CNT-SALE OF NAT RES, BLM		14	\$364	OTHER FEDERAL FUNDS			
YOUTH ADULT CONS CORPS-GRIS TO STATE, O/S		16	\$1,363	ACQUISITION, CONSTRUCTION & IMPROVE., CG			\$292
YOUTH CONSERVATION CORPS, FS		16	\$189	ALASKA RAILROAD REVOLVING FUND, FRA			\$35,827
TOTAL - GRANT FUNDS			\$4,357	COAST GUARD SUPPLY FUND			\$87
OTHER FEDERAL FUNDS				FACILITIES AND EQUIPMENT, A/A TRUST FUND			\$674
ACQUISITION, CONSTRUCT. & MAINTENANCE, BLM	6		\$668	HIGHWAY PLANNING AND CONSTRUCTION, FHWA	30 201		\$500
ANIMAL DAMAGE CONTROL, FWS	7	15 601	\$8	OPERATING EXPENSES, CG			\$2,097
CONSOLIDATED WORKING FUND, BIA			\$289	OPERATIONS, FAA			\$36,502
CONSOLIDATED WORKING FUND, FWS	7		\$527	POLLUTION FUND, CG			\$431
CONSTRUCTION AND ANADROMOUS FISH	7		\$1,444	RAILROAD RESEARCH AND DEVELOPMENT, FRA			\$135
CONSTRUCTION, NATIONAL PARK SERVICE	10		\$693	RESEARCH, ENGINEERING & DEV-A/A TRUST FUND			\$7
DEPARTMENTAL MANAGEMENT, O/S, INTERIOR			\$1,006	RETIRED PAY, CG			\$76
ENVIRONMENTAL CONTAMINANT EVALUATION, FWS	7	15 601	\$100	TOTAL - OTHER FEDERAL FUNDS			\$76,629
EXPL OF NAT'L PETRO RESERVE IN ALASKA, GS	9		\$159,677	AGENCY TOTAL - FEDERAL FUNDS			\$119,007
FISH RESTORATION (DJ), FWS	7	15 603	\$38	DEPARTMENT OF THE TREASURY			
FISHERY RESEARCH INFORMATION, FWS	7	15 504	\$30	GRANT FUNDS			
FOREST MANAGE, PROTECTION, AND UTILIZATION	6		\$118	STATE AND LOCAL GOV FISCAL ASST TRUST FUND			\$6,727
GENERAL INVESTIGATIONS, WPRS	16		\$21	TOTAL - GRANT FUNDS			\$6,727
GEN., AMN & WTR RES INVEST & TOPO MAP, GS	9		\$6,885	OTHER FEDERAL FUNDS			
INDIAN SOCIAL SERVICES-CHILD WELFARE, BIA	15 103		\$57	ADMINISTERING THE PUBLIC DEBT	16		\$48
INDIAN SOCIAL SERVICES-GENERAL ASST., BIA	15 113		\$4,359	CLAIMS, JUDGMENTS, AND RELIEF ACTS			\$236
LAND AND WATER CONSERVATION FUND, HCRS	10		\$32	EXAMINATIONS AND APPEALS, IRS	19		\$2,992
MANAGEMENT OF LANDS AND RESOURCES	6		\$23,882	INVESTIGATIONS AND COLLECTIONS, IRS	19		\$1,764
MIGRATORY BIRD CONSERVATION ACCOUNT	7		\$449	REFUNDING INTERNAL REVENUE COLLECTIONS-INT	19		\$1,823
MINES AND MINERALS	7		\$20	S & E, (CENTRAL FISCAL OPERATIONS), BGFO			\$128
OPERATION AND MAINTENANCE, APA	7		\$9	S & E, BUREAU ALCOHOL, TOBACCO & FIREARMS	16		\$186
OPERATION OF INDIAN PROGRAMS, BIA			\$4,174	S & E, UNITED STATES CUSTOMS SERVICE			\$1,297
OPERATION OF THE NATIONAL PARK SYSTEM	10		\$3,157	S & E, UNITED STATES SECRET SERVICE	15		\$87
RECREATION DEV & OPER-RECREATION FAC, BLM	6		\$1	TAXPAYER SERVICE AND RETURNS PROCESSING	19		\$692
RESOURCE MANAGEMENT, FWS	7		\$5,821	TOTAL - OTHER FEDERAL FUNDS			\$9,252
S & E, OFFICE OF THE SOLICITOR, INTERIOR			\$453	AGENCY TOTAL - FEDERAL FUNDS			\$15,979
SPORT FISH TECHNICAL ASSISTANCE, FWS	7	15 608	\$2	INDIRECT FEDERAL SUPPORT *			
SVC CHARGES, DEPOSITS AND FORFEITURES, BLM	6		\$1,385	INTEREST ON THE PUBLIC DEBT	10		(\$14,371)
WILDLIFE RESEARCH INFORMATION, FWS	7	15 610	\$95	ACTION			
WILDLIFE RESTORATION, FWS	7	15 611	\$88	GRANT FUNDS			
WILDLIFE TECHNICAL ASSISTANCE, FWS	7	15 609	\$7	FOSTER GRANDPARENTS PROGRAM	72 001		\$183
WORKING CAPITAL FUND, BLM	6		\$*	RETIRED SENIOR VOLUNTEER PROGRAM	72 002		\$35
WORKING CAPITAL FUND, O/S, INTERIOR			\$7,906	SENIOR COMPANION PROGRAM	72 008		\$50
YOUTH CONSERVATION CORPS, FS	16		\$72	SPECIAL VOLUNTEER PROGRAMS	72 012		\$47
TOTAL - OTHER FEDERAL FUNDS			\$223,404	VOLUNTEERS IN SERVICE TO AMERICA	72 003		\$452
AGENCY TOTAL - FEDERAL FUNDS			\$229,761	TOTAL - GRANT FUNDS			\$767
DEPARTMENT OF JUSTICE				OTHER FEDERAL FUNDS			
OTHER FEDERAL FUNDS				OPERATING EXPENSES, DOMESTIC PROGRAMS			\$105
FEES AND EXPENSES OF WITNESSES	7		\$73	OPERATING EXPENSES, INTERNATIONAL PROGRAMS			\$*
S & E, DRUG ENFORCEMENT ADMINISTRATION	19		\$249	TOTAL - OTHER FEDERAL FUNDS			\$106
S & E, IMMIGRATION AND NATURALIZATION SVC	19		\$914	AGENCY TOTAL - FEDERAL FUNDS			\$873
S & E, UNITED STATES ATTORNEYS & MARSHALS	7		\$1,187	CIVIL AERONAUTICS BOARD			
SUPPORT OF UNITED STATES PRISONERS	7		\$138	OTHER FEDERAL FUNDS			
TOTAL - OTHER FEDERAL FUNDS			\$2,561	S & E, CIVIL AERONAUTICS BOARD			\$75
AGENCY TOTAL - FEDERAL FUNDS			\$2,561	TOTAL - OTHER FEDERAL FUNDS			\$75
DEPARTMENT OF LABOR				AGENCY TOTAL - FEDERAL FUNDS			\$75
GRANT FUNDS				COMMUNITY SERVICES ADMINISTRATION			
COMPREHENSIVE EMPL. & TRNG. PROGRAMS, ETA	3	17 232	\$8,726	GRANT FUNDS			
EMPLOYMENT SERVICES (CETA-UM), ETA	3	17 207	\$3,139	COMMUNITY ACTION	49 007		\$976
INDIAN EMPLOYMENT & TRAINING PROGRAM, ETA	3	17 234	\$3,092	COMMUNITY FOOD AND NUTRITION	49 005		\$180
JOB CORPS, ETA	3	17 211	\$255	EMERGENCY ENERGY CONSERVATION SERVICES	49 014		\$256
SUMMER YOUTH EMPLOYMENT PROGRAMS, ETA	3	17 232	\$558	OLDER PERSONS OPPORTUNITIES AND SERVICES	49 810		\$61
UNEMPLOYMENT INSURANCE, ETA	3	17 231	\$4,796	SUMMER YOUTH RECREATION	49 013		\$13
YOUTH COMMUNITY CONSERVATION & IMPROV, ETA	3	17 233	\$308	TOTAL - GRANT FUNDS			\$1,486
YOUTH EMPLOYMENT & TRAINING PROGRAMS, ETA	3	17 232	\$856	OTHER FEDERAL FUNDS			
TOTAL - GRANT FUNDS			\$21,730	RURAL DEVELOPMENT LOAN FUND	49 012		\$1,000
OTHER FEDERAL FUNDS				TOTAL - OTHER FEDERAL FUNDS			\$1,000
COAL MINE WORKERS' COMP (BLACK LUNG), ESA	9	17 207	\$49	AGENCY TOTAL - FEDERAL FUNDS			\$2,484
FED UNEMPLOYMENT BENEFITS & ALLOWANCES, ETA	9	17 233	\$2,658	ENVIRONMENTAL PROTECTION AGENCY			
FEDERAL EMPLOYEES' COMPENSATION, ESA	9		\$2,879	GRANT FUNDS			
S & E, OCCUPATIONAL SAFETY & HEALTH ADMIN			\$261	AIR POLLUTION CONTROL PROGRAM GRANTS, AMR	66 001		\$137
SPECIAL UNEMPLOYMENT ASSISTANCE, ETA		17 233	\$746	AREAWIDE WASTE TREAT MGT PLAN GRANTS, WWM	66 076		\$525
TRADE ADJUSTMENT ASSISTANCE, ETA		17 600	\$3	CONSOLIDATED GRANTS-PROGRAM SUPPORT, OPAM	66 060		\$1,134
TOTAL - OTHER FEDERAL FUNDS			\$4,597	CONST GRIS FOR WASTEWATER TREAT WORKS, WWM	66 018		\$482
AGENCY TOTAL - FEDERAL FUNDS			\$28,327	PUBLIC WATER SUPPLY STATE PRG GT, WWM	66 023		\$635
DEPARTMENT OF TRANSPORTATION				WATER POLL CON-STATE & LOCAL MAMP DEV, WWM	66 030		\$10
GRANT FUNDS				TOTAL - GRANT FUNDS			\$2,922
ABATEMENT, CONTROL, AND COMPLIANCE, EPA			\$50	AGENCY TOTAL - FEDERAL FUNDS			\$2,922
AIRPORT PLANNING GRANT PROGRAM, FAA	70 101		\$12,375	EQUAL EMPLOYMENT OPPORTUNITY COMMISSION			
CAPITAL IMPROVEMENT GRANTS, UMTA	70 300		\$1,678	GRANT FUNDS			
FORMULA GRANTS PROGRAM, UMTA	70 307		\$634	FAIR EMPLOYMENT PRACTICES GRANTS	30 002		\$63
HIGHWAY PLANNING AND CONSTRUCTION, FHWA	70 201		\$26,397	TOTAL - GRANT FUNDS			\$63
HIGHWAY RELATED SAFETY GRANTS, FHWA			\$139	AGENCY TOTAL - FEDERAL FUNDS			\$63
RAW SERVICE ASSISTANCE, FRA			\$100				

FEDERAL INFORMATION EXCHANGE SYSTEM COUNTY SUMMARIES - AGENCY OPERATIONS

(Dollar amounts in thousands)

	PROGR CODE	FDA NO.	FY 1980 FUNDS		PROGR CODE	FDA NO.	FY 1980 FUNDS
ALASKA—Con.				SMALL BUSINESS ADMINISTRATION			
FEDERAL COMMUNICATIONS COMMISSION				OTHER FEDERAL FUNDS			
OTHER FEDERAL FUNDS				DISPLACED BUSINESS LOANS..... 59 001.. \$80			
PERSONAL SERVICES..... \$329				ECONOMIC DISLOCATION LOANS..... 59 027.. \$100			
TOTAL - OTHER FEDERAL FUNDS..... \$329				ECONOMIC INJURY DISASTER LOANS..... 59 002.. \$12			
AGENCY TOTAL - FEDERAL FUNDS..... \$329				PHYSICAL DISASTER LOANS..... 59 008.. \$1,756			
FEDERAL MEDIATION AND CONCILIATION SERVICE				S & E. SMALL BUSINESS ADMINISTRATION..... 59 012.. \$557			
OTHER FEDERAL FUNDS				TOTAL - OTHER FEDERAL FUNDS..... \$3,522			
S & E. FED. MEDIATION & CONCILIATION SVC..... \$74				AGENCY TOTAL - FEDERAL FUNDS..... \$3,522			
TOTAL - OTHER FEDERAL FUNDS..... \$74				INDIRECT FEDERAL SUPPORT *			
AGENCY TOTAL - FEDERAL FUNDS..... \$74				ECONOMIC OPPORTUNITY LOANS..... 59 003.. (\$ 27)			
GENERAL SERVICES ADMINISTRATION				SMALL BUSINESS LOANS..... 59 012.. (\$11,336)			
GRANT FUNDS				TENNESSEE VALLEY AUTHORITY			
NATL HISTORIC PUBLICATIONS & RECORDS CRTS..... 79 008.. \$6				OTHER FEDERAL FUNDS			
TOTAL - GRANT FUNDS..... \$6				TENNESSEE VALLEY AUTHORITY FUND..... **			
OTHER FEDERAL FUNDS				TOTAL - OTHER FEDERAL FUNDS..... **			
FEDERAL BUILDINGS FUND..... \$4,512				AGENCY TOTAL - FEDERAL FUNDS..... **			
FEDERAL TELECOMMUNICATIONS FUND..... \$3,546				VETERANS ADMINISTRATION			
GENERAL SUPPLY FUND, PERSONAL PROPERTY ACT..... \$1,229				OTHER FEDERAL FUNDS			
OPER EXP, FEDERAL PROPERTY RESOURCES ACT..... \$133				AUIOS & SPECIAL EQUIPMENT, DISABLED VETS..... 13 64 100.. \$4			
OPERATING EXPENSES, FEDERAL SUPPLY SERVICE..... \$258				COMPENSATION TO DEPENDENTS, VETS S/C DEATH..... 13 64 102.. \$20			
TOTAL - OTHER FEDERAL FUNDS..... \$9,677				DEPENDENTS INDEMNITY COMPENSATION (DIC)..... 13 64 110.. \$413			
AGENCY TOTAL - FEDERAL FUNDS..... \$9,684				SONS, DAUGHTERS, WIVES & WIDOWS EDUCATION..... 12 64 117.. \$69			
NATIONAL AERONAUTICS AND SPACE ADMINISTRATION				VETERANS DEATH PENSION..... 13 64 105.. \$333			
OTHER FEDERAL FUNDS				VETERANS DIRECT LOANS..... 64 113.. \$4			
RESEARCH & DEV-SPACE SCIENCE, APPL & TECH..... \$88				VETERANS DISABILITY COMPENSATION..... 13 64 109.. \$2,868			
TOTAL - OTHER FEDERAL FUNDS..... \$88				VETERANS DISABILITY PENSION..... 13 64 104.. \$369			
AGENCY TOTAL - FEDERAL FUNDS..... \$88				VETERANS INSURANCE AND INDEMNITIES..... 13 64 103.. \$700			
NATIONAL ENDOWMENT FOR THE ARTS				VETERANS READJUSTMENT TRAINING..... 13 64 111.. \$1,830			
GRANT FUNDS				VETS BURIAL AWARDS & OTHER MUSC BENEF PMT..... 13 64 101.. \$73			
ARCHITECTURE, PLANNING AND DESIGN..... 43 001.. \$10				VOCATIONAL REHAB, TRNG, FOR DISABLED VETS..... 12 64 116.. \$29			
ARTISTS IN SCHOOLS..... 43 002.. \$109				TOTAL - OTHER FEDERAL FUNDS..... \$6,712			
CHALLENGE GRANTS PROGRAMS..... 43 013.. \$45				AGENCY TOTAL - FEDERAL FUNDS..... \$6,712			
DANCE PROGRAMS..... 43 005.. \$31				INDIRECT FEDERAL SUPPORT *			
EXPERIMENTAL ARTS PROGRAMS..... 43 010.. \$10				MOBILE HOME LOANS..... 64 119.. (\$ 97)			
FOLK ARTS PROGRAMS..... 43 018.. \$39				VETERANS GUARANTEED AND INSURED LOANS..... 64 114.. (\$55,654)			
MUSIC PROGRAMS..... 43 016.. \$17				COUNTY TOTAL - GRANT FUNDS..... \$113,464			
OPERA AND MUSICAL THEATRE PROGRAMS..... 43 014.. \$5				COUNTY TOTAL - OTHER FEDERAL FUNDS..... \$888,429			
STATE PROGRAMS..... 43 007.. \$667				COUNTY TOTAL - FEDERAL FUNDS..... \$1,002,095			
THEATRE PROGRAMS..... 43 003.. \$102							
VISUAL ARTS PROGRAMS..... 43 009.. \$32							
TOTAL - GRANT FUNDS..... \$1,068							
AGENCY TOTAL - FEDERAL FUNDS..... \$1,068							
INDIRECT FEDERAL SUPPORT *							
CHALLENGE GRANTS PROGRAMS..... 43 013.. (\$ 45)							
MUSIC PROGRAMS..... 43 005.. (\$ 51)							
THEATRE PROGRAMS..... 43 008.. (\$ 30)							
NATIONAL ENDOWMENT FOR THE HUMANITIES							
GRANT FUNDS							
DIVISION OF STATE PROGRAMS..... 43 129.. \$765							
EDUCATION DEVELOPMENT..... 43 139.. \$70							
RESEARCH MATERIALS/TRANSLATIONS..... 43 147.. \$20							
TOTAL - GRANT FUNDS..... \$855							
AGENCY TOTAL - FEDERAL FUNDS..... \$855							
NATIONAL SCIENCE FOUNDATION							
GRANT FUNDS							
SCIENCE ED RES & DEV & RESOURCES IMPROVE..... 47 042.. \$25							
SCIENTIFIC PERSONNEL IMPROVEMENT..... 47 009.. \$18							
TOTAL - GRANT FUNDS..... \$44							
AGENCY TOTAL - FEDERAL FUNDS..... \$44							
OFFICE OF PERSONNEL MANAGEMENT							
OTHER FEDERAL FUNDS							
CIVIL SERVICE RETIREMENT & DISABILITY FUND..... \$16,505							
REVOLVING FUND, OPM..... \$11							
S & E. OFFICE OF PERSONNEL MANAGEMENT..... \$732							
TOTAL - OTHER FEDERAL FUNDS..... \$16,747							
AGENCY TOTAL - FEDERAL FUNDS..... \$16,747							
POSTAL SERVICE							
OTHER FEDERAL FUNDS							
POSTAL SERVICE FUND..... 18..... \$24,513							
TOTAL - OTHER FEDERAL FUNDS..... \$24,513							
AGENCY TOTAL - FEDERAL FUNDS..... \$24,513							
RAILROAD RETIREMENT BOARD							
OTHER FEDERAL FUNDS							
RAILROAD RETIREMENT ACCOUNT..... 31 37 001.. \$176							
RAILROAD UNEMPLOYMENT INSURANCE ACCOUNT..... 31 37 001.. \$10							
TOTAL - OTHER FEDERAL FUNDS..... \$186							
AGENCY TOTAL - FEDERAL FUNDS..... \$186							
				DEPARTMENT OF AGRICULTURE			
				GRANT FUNDS			
				CHILD CARE FOOD PROGRAM, FNS..... 10 10 354.. \$23			
				FOUN ASST PROG-SCHOOL FOOD SVC PROG, FNS..... 10 10 354.. \$17			
				FOOD STAMP BONUS COUPONS, FNS..... 10 10 351.. \$1,712			
				NATIONAL SCHOOL LUNCH PROGRAM-CASH, FNS..... 10 10 353.. \$355			
				SCHOOL BREAKFAST PROGRAM, FNS..... 10 10 352.. \$23			
				SPECIAL MILK PROGRAM FOR CHILDREN, FNS..... 10 10 354.. \$1			
				TOTAL - GRANT FUNDS..... \$2,129			
				OTHER FEDERAL FUNDS			
				WORKING CAPITAL FUND, FS..... 18..... \$45			
				TOTAL - OTHER FEDERAL FUNDS..... \$45			
				AGENCY TOTAL - FEDERAL FUNDS..... \$2,175			
				INDIRECT FEDERAL SUPPORT *			
				DONATION OF COMM. TO SCHOOL LUNCH, FNS..... 10 10 350.. (\$ 10)			
				FOOD DISTRIBUTION TO INSTITUTIONS, FNS..... 10 10 356.. (\$ 54)			
				FOOD DISTRIBUTION TO SCHOOLS, FNS..... 10 10 350.. (\$164)			
				DEPARTMENT OF COMMERCE			
				GRANT FUNDS			
				ECON DEV-PUBLIC WORKS IMPACT PROJECTS, EDA..... 11 304.. \$400			
				ECON DEV-SUPPORT FOR PLANNING ORGS, EDA..... 11 302.. \$55			
				TOTAL - GRANT FUNDS..... \$455			
				OTHER FEDERAL FUNDS			
				CONSOLIDATED WORKING FUND, NOAA..... 7..... \$14			
				OPERATIONS, RESEARCH, AND FACILITIES, NOAA..... 7..... \$141			
				PERIODIC CENSUSES..... 7..... \$14			
				WEATHER & RIVER FORECASTS & WARNINGS, NWS..... 7..... \$67			
				TOTAL - OTHER FEDERAL FUNDS..... \$237			
				AGENCY TOTAL - FEDERAL FUNDS..... \$692			
				DEPARTMENT OF DEFENSE			
				OTHER FEDERAL FUNDS			
				CIVILIAN PAY..... 15..... \$150			
				MILITARY ACTIVE DUTY PAY..... 15..... \$763			
				MILITARY PRIME SERVICE CONTRACTS..... 1..... \$17			
				MILITARY RESERVE AND NATIONAL GUARD PAY..... 15..... \$2,121			
				MILITARY RETIRED PAY..... 15..... \$15			
				TOTAL - OTHER FEDERAL FUNDS..... \$3,066			
				AGENCY TOTAL - FEDERAL FUNDS..... \$3,066			

FEDERAL INFORMATION EXCHANGE SYSTEM COUNTY SUMMARIES - AGENCY OPERATIONS

[Dollar amounts in thousands]

	PROLATION CODE	CFDA NO.	FY 1980 FUNDS		PROLATION CODE	CFDA NO.	FY 1980 FUNDS
ALASKA—Con.							
DEPARTMENT OF EDUCATION							
GRANT FUNDS							
COLLEGE LIBRARY RESOURCES	64 001		\$2				
EDUC DEPRIVED CHILDREN-LEA'S	64 010		\$998				
INDIAN ED-GRANTS TO LOCAL EDUCATIONAL AGCY	64 040		\$90				
INSTITUTE OF MUSEUM SERVICES	64 111		\$20				
SAFA-MAINTENANCE AND OPERATION	64 141		\$3,973				
TOTAL - GRANT FUNDS			\$5,083				
AGENCY TOTAL - FEDERAL FUNDS			\$5,083				
DEPARTMENT OF ENERGY							
GRANT FUNDS							
MULTI-PROGRAMS-CONSERV & SOLAR APPLICATION	7		\$3				
STATE & LOCAL-CONSERV & SOLAR APPLICATION	7	81 952	\$3				
TOTAL - GRANT FUNDS			\$6				
AGENCY TOTAL - FEDERAL FUNDS			\$6				
DEPARTMENT OF HEALTH AND HUMAN SERVICES							
GRANT FUNDS							
CHILD DEVELOPMENT-HEAD START, OS	12 400		\$269				
FAMILY PLANNING PROJECTS, HSA	12 317		\$74				
INDIAN AMERICAN PROGRAMS, OS	12 613		\$70				
TOTAL - GRANT FUNDS			\$412				
OTHER FEDERAL FUNDS							
INDIAN HEALTH FACILITIES, HSA			\$5,912				
MEDICARE-HOSPITAL INSURANCE, HCFA	12 773		\$315				
MEDICARE-SUPP. MEDICAL INSURANCE, HCFA	12 774		\$108				
SOCIAL SECURITY-DISABILITY INSURANCE, SSA	12 807		\$97				
SOCIAL SECURITY-RETIREMENT INSURANCE, SSA	12 808		\$361				
SOCIAL SECURITY-SURVIVORS INSURANCE, SSA	12 809		\$530				
SUPPLEMENTAL SECURITY INCOME, SSA	12 807		\$685				
TOTAL - OTHER FEDERAL FUNDS			\$8,007				
AGENCY TOTAL - FEDERAL FUNDS			\$8,420				
DEPARTMENT OF HOUSING AND URBAN DEVELOPMENT							
GRANT FUNDS							
COMM DEV BLOCK GRNTS-SMALL CITIES/DISC. CPD	14 219		\$637				
TOTAL - GRANT FUNDS			\$637				
AGENCY TOTAL - FEDERAL FUNDS			\$637				
INDIRECT FEDERAL SUPPORT *							
MOBILE HOME LOAN INSURANCE, H	14 510		(\$72)				
PROPERTY IMPROVEMENT LOAN INSURANCE, H	14 142		(\$12)				
DEPARTMENT OF THE INTERIOR							
GRANT FUNDS							
INDIAN EMPLOYMENT ASSISTANCE, BIA	18 740		\$375				
INDIAN HOUSING ASSISTANCE, BIA	18 141		\$535				
TOTAL - GRANT FUNDS			\$910				
OTHER FEDERAL FUNDS							
CONSOLIDATED WORKING FUND, BIA			\$1,116				
CONSTRUCTION, BUREAU OF INDIAN AFFAIRS			\$26				
INDIAN SOCIAL SERVICES-CHILD WELFARE, BIA	18 102		\$66				
INDIAN SOCIAL SERVICES-GENERAL ASST., BIA	18 112		\$994				
OPERATION OF INDIAN PROGRAMS, BIA			\$11,471				
RESOURCE MANAGEMENT, FWS	7		\$419				
WILDLIFE TECHNICAL ASSISTANCE, FWS	7	15 498	\$3				
WORKING CAPITAL FUND, O/S, INTERIOR			\$105				
TOTAL - OTHER FEDERAL FUNDS			\$18,199				
AGENCY TOTAL - FEDERAL FUNDS			\$19,110				
DEPARTMENT OF LABOR							
GRANT FUNDS							
COMPREHENSIVE EMPL. & TRNG. PROGRAMS, ETA	9	17 232	\$1,746				
INDIAN EMPLOYMENT & TRAINING PROGRAM, ETA	9	17 234	\$2,580				
SUMMER YOUTH EMPLOYMENT PROGRAMS, ETA	9	17 232	\$264				
YOUTH COMMUNITY CONSERVATION & IMPROV., ETA	9	17 233	\$74				
YOUTH EMPLOYMENT & TRAINING PROGRAMS, ETA	9	17 232	\$380				
TOTAL - GRANT FUNDS			\$5,044				
OTHER FEDERAL FUNDS							
FED UNEMPLOYMENT BENEFITS & ALLOWANCES, ETA	17 273		\$159				
SPECIAL UNEMPLOYMENT ASSISTANCE, ETA	17 272		\$45				
TRADE ADJUSTMENT ASSISTANCE, ETA	17 400		**				
TOTAL - OTHER FEDERAL FUNDS			\$204				
AGENCY TOTAL - FEDERAL FUNDS			\$5,248				
DEPARTMENT OF TRANSPORTATION							
GRANT FUNDS							
AIRPORT DEVELOPMENT AID PROGRAM, FAA	70 101		\$1,298				
HIGHWAY PLANNING AND CONSTRUCTION, FHWA	70 202		\$33				
TOTAL - GRANT FUNDS			\$1,332				
OTHER FEDERAL FUNDS							
FACILITIES AND EQUIPMENT, A/A TRUST FUND			\$239				
OPERATING EXPENSES, CG							
OPERATIONS, FAA			\$1,925				
TOTAL - OTHER FEDERAL FUNDS			\$2,199				
AGENCY TOTAL - FEDERAL FUNDS			\$3,531				
DEPARTMENT OF THE TREASURY							
GRANT FUNDS							
STATE AND LOCAL GOV FISCAL ASST TRUST FUND			\$320				
TOTAL - GRANT FUNDS			\$320				
OTHER FEDERAL FUNDS							
ADMINISTERING THE PUBLIC DEBT	10		\$1				
TOTAL - OTHER FEDERAL FUNDS			\$1				
AGENCY TOTAL - FEDERAL FUNDS			\$328				
INDIRECT FEDERAL SUPPORT *							
INTEREST ON THE PUBLIC DEBT	10		(\$1,177)				
GENERAL SERVICES ADMINISTRATION							
OTHER FEDERAL FUNDS							
FEDERAL BUILDINGS FUND			\$32				
TOTAL - OTHER FEDERAL FUNDS			\$32				
AGENCY TOTAL - FEDERAL FUNDS			\$32				
OFFICE OF PERSONNEL MANAGEMENT							
OTHER FEDERAL FUNDS							
CIVIL SERVICE RETIREMENT & DISABILITY FUND	8		\$758				
TOTAL - OTHER FEDERAL FUNDS			\$758				
AGENCY TOTAL - FEDERAL FUNDS			\$758				
POSTAL SERVICE							
OTHER FEDERAL FUNDS							
POSTAL SERVICE FUND	18		\$2,148				
TOTAL - OTHER FEDERAL FUNDS			\$2,148				
AGENCY TOTAL - FEDERAL FUNDS			\$2,148				
SMALL BUSINESS ADMINISTRATION							
OTHER FEDERAL FUNDS							
ECONOMIC OPPORTUNITY LOANS	39 002		\$28				
PHYSICAL DISASTER LOANS	39 004		\$741				
TOTAL - OTHER FEDERAL FUNDS			\$769				
AGENCY TOTAL - FEDERAL FUNDS			\$769				
VETERANS ADMINISTRATION							
OTHER FEDERAL FUNDS							
AUTOS & SPECIAL EQUIPMENT, DISABLED VETS	12	64 300	**				
COMPENSATION TO DEPENDENTS, VETS S/C DEATH	12	64 102	\$1				
DEPENDENTS INDEMNITY COMPENSATION (DIC)	12	64 110	\$13				
SONS, DAUGHTERS, WIVES & WIDOWS EDUCATION	12	64 117	\$2				
VETERANS DEATH PENSION	12	64 105	\$11				
VETERANS DISABILITY COMPENSATION	12	64 108	\$92				
VETERANS DISABILITY PENSION	12	64 104	\$12				
VETERANS INSURANCE AND INDEMNITIES	12	64 103	\$23				
VETERANS READJUSTMENT TRAINING	12	64 111	\$59				
VETS BURIAL AWARDS & OTHER AMSC BENEF PAY	12	64 101	\$2				
VOCATIONAL REHAB. TRNG. FOR DISABLED VETS	12	64 116	\$1				
TOTAL - OTHER FEDERAL FUNDS			\$216				
AGENCY TOTAL - FEDERAL FUNDS			\$216				
COUNTY TOTAL - GRANT FUNDS			\$16,327				
COUNTY TOTAL - OTHER FEDERAL FUNDS			\$31,842				
COUNTY TOTAL - FEDERAL FUNDS			\$48,219				
COUNTY-BRISTOL BAY							
DEPARTMENT OF AGRICULTURE							
GRANT FUNDS							
NATIONAL SCHOOL LUNCH PROGRAM-CASH, FNS	10	10 335	\$39				
TOTAL - GRANT FUNDS			\$39				
AGENCY TOTAL - FEDERAL FUNDS			\$39				
INDIRECT FEDERAL SUPPORT *							
DONATION OF COMM. TO SCHOOL LUNCH, FNS	10	10 330	(\$1)				
FOOD DISTRIBUTION TO SCHOOLS, FNS	10	10 330	(\$21)				
RURAL ELECTRIC LOANS & LN. GUARANTEES, REA	9	10 030	(\$859)				
DEPARTMENT OF COMMERCE							
OTHER FEDERAL FUNDS							
CONSOLIDATED WORKING FUND, NOAA	7		\$8				
OPERATIONS, RESEARCH, AND FACILITIES, NOAA	7		\$112				
WEATHER & RIVER FORECASTS & WARNINGS, FWS	7		\$43				
TOTAL - OTHER FEDERAL FUNDS			\$164				
AGENCY TOTAL - FEDERAL FUNDS			\$164				
DEPARTMENT OF DEFENSE							
OTHER FEDERAL FUNDS							
CIVILIAN PAY	10		\$448				
MILITARY ACTIVE DUTY PAY	10		\$5,604				

FEDERAL INFORMATION EXCHANGE SYSTEM COUNTY SUMMARIES - AGENCY OPERATIONS

(Dollar amounts in thousands)

	PROLATION CODE	CDA NO.	FY 1980 FUNDS
ALASKA—Con.			
MILITARY PRIME CONSTRUCTION CONTRACTS	8		\$419
MILITARY PRIME SERVICE CONTRACTS	8		\$610
MILITARY RESERVE AND NATIONAL GUARD PAY	13		\$6
MILITARY RETIRED PAY	13		\$59
TOTAL - OTHER FEDERAL FUNDS			\$4,946
AGENCY TOTAL - FEDERAL FUNDS			\$4,946
DEPARTMENT OF EDUCATION			
GRANT FUNDS			
EDUC DEPRIVED CHILDREN-LEA'S	84 010		\$22
INDIAN ED-GRANTS TO LOCAL EDUCATIONAL AGCY	84 060		\$38
SAFA-MAINTENANCE AND OPERATION	84 061		\$195
TOTAL - GRANT FUNDS			\$254
AGENCY TOTAL - FEDERAL FUNDS			\$254
DEPARTMENT OF HEALTH AND HUMAN SERVICES			
OTHER FEDERAL FUNDS			
MEDICARE-HOSPITAL INSURANCE, HCFA	13 773		\$190
MEDICARE-SUPP. MEDICAL INSURANCE, HCFA	13 774		\$93
SOCIAL SECURITY-DISABILITY INSURANCE, SSA	13 802		\$42
SOCIAL SECURITY-RETIREMENT INSURANCE, SSA	13 803		\$207
SOCIAL SECURITY-SURVIVORS INSURANCE, SSA	13 804		\$127
SPECIAL BENEFITS-DISABLED COAL MINERS, SSA	13 805		\$6
SUPPLEMENTAL SECURITY INCOME, SSA	13 807		\$17
TOTAL - OTHER FEDERAL FUNDS			\$681
AGENCY TOTAL - FEDERAL FUNDS			\$681
DEPARTMENT OF HOUSING AND URBAN DEVELOPMENT			
INDIRECT FEDERAL SUPPORT *			
MOBILE HOME LOAN INSURANCE, H	14 110		(\$461)
DEPARTMENT OF THE INTERIOR			
GRANT FUNDS			
PAYMENT IN LIEU OF TAXES, BLM			\$64
TOTAL - GRANT FUNDS			\$64
OTHER FEDERAL FUNDS			
WORKING CAPITAL FUND, O/S, INTERIOR			\$19
TOTAL - OTHER FEDERAL FUNDS			\$19
AGENCY TOTAL - FEDERAL FUNDS			\$83
DEPARTMENT OF LABOR			
GRANT FUNDS			
EMPLOYMENT SERVICES (CETA-LMI), ETA	17 207		\$52
TOTAL - GRANT FUNDS			\$52
OTHER FEDERAL FUNDS			
FED UNEMPLOYMENT BENEFITS & ALLOWANCES, ETA	17 225		\$24
SPECIAL UNEMPLOYMENT ASSISTANCE, ETA	17 225		\$7
TRADE ADJUSTMENT ASSISTANCE, ETA	17 400		**
TOTAL - OTHER FEDERAL FUNDS			\$31
AGENCY TOTAL - FEDERAL FUNDS			\$83
DEPARTMENT OF TRANSPORTATION			
GRANT FUNDS			
AIRPORT PLANNING GRANT PROGRAM, FAA	30 103		\$255
TOTAL - GRANT FUNDS			\$255
OTHER FEDERAL FUNDS			
FACILITIES AND EQUIPMENT, A/A TRUST FUND			\$5
OPERATIONS, FAA			\$2,183
TOTAL - OTHER FEDERAL FUNDS			\$2,188
AGENCY TOTAL - FEDERAL FUNDS			\$2,443
DEPARTMENT OF THE TREASURY			
GRANT FUNDS			
STATE AND LOCAL GOV FISCAL ASST TRUST FUND			\$62
TOTAL - GRANT FUNDS			\$62
AGENCY TOTAL - FEDERAL FUNDS			\$62
INDIRECT FEDERAL SUPPORT *			
INTEREST ON THE PUBLIC DEBT	10		(\$104)
OFFICE OF PERSONNEL MANAGEMENT			
OTHER FEDERAL FUNDS			
CIVR SERVICE RETIREMENT & DISABILITY FUND	8		\$99
TOTAL - OTHER FEDERAL FUNDS			\$99
AGENCY TOTAL - FEDERAL FUNDS			\$99
POSTAL SERVICE			
OTHER FEDERAL FUNDS			
POSTAL SERVICE FUND	13		\$296
TOTAL - OTHER FEDERAL FUNDS			\$296
AGENCY TOTAL - FEDERAL FUNDS			\$296
VETERANS ADMINISTRATION			
OTHER FEDERAL FUNDS			
AUTOS & SPECIAL EQUIPMENT, DISABLED VETS	13	84 100	**

	PROLATION CODE	CDA NO.	FY 1980 FUNDS
COMPENSATION TO DEPENDENTS, VETS S/C DEATH	13	84 102	**
DEPENDENTS INDEMNITY COMPENSATION (DIC)	13	84 110	\$3
SONS, DAUGHTERS, WIVES & WIDOWS EDUCATION	13	84 117	\$1
VETERANS DEATH PENSION	13	84 105	\$3
VETERANS DISABILITY COMPENSATION	13	84 109	\$22
VETERANS DISABILITY PENSION	13	84 104	\$3
VETERANS INSURANCE AND INDEMNITIES	13	84 103	\$5
VETERANS READJUSTMENT TRAINING	13	84 111	\$14
VETS BURIAL AWARDS & OTHER MSC BENEF PMT	13	84 101	\$1
VOCATIONAL REHAB. TRNG. FOR DISABLED VETS	13	84 116	**
TOTAL - OTHER FEDERAL FUNDS			\$51
AGENCY TOTAL - FEDERAL FUNDS			\$51
COUNTY TOTAL - GRANT FUNDS			\$727
COUNTY TOTAL - OTHER FEDERAL FUNDS			\$10,474
COUNTY TOTAL - FEDERAL FUNDS			\$11,201

COUNTY-DILLINGHAM

DEPARTMENT OF AGRICULTURE			
GRANT FUNDS			
FOOD STAMP BONUS COUPONS, FMS	1	10 351	\$209
NATIONAL SCHOOL LUNCH PROGRAM-CASH, FMS	10	10 355	\$60
TOTAL - GRANT FUNDS			\$269
OTHER FEDERAL FUNDS			
WORKING CAPITAL FUND, FS	10		\$14
TOTAL - OTHER FEDERAL FUNDS			\$14
AGENCY TOTAL - FEDERAL FUNDS			\$284
INDIRECT FEDERAL SUPPORT *			
DONATION OF COMM. TO SCHOOL LUNCH, FMS	10	10 350	(\$ 3)
FOOD DISTRIBUTION TO SCHOOLS, FMS	10	10 350	(\$ 14)
DEPARTMENT OF COMMERCE			
GRANT FUNDS			
ECON DEV-GRANTS & LOANS-PUBLIC WORKS, EDA		11 300	\$150
ECON DEV-SUPPORT FOR PLANNING ORGS, EDA		11 302	\$12
TOTAL - GRANT FUNDS			\$162
OTHER FEDERAL FUNDS			
PERIODIC CENSUSES			\$13
TOTAL - OTHER FEDERAL FUNDS			\$13
AGENCY TOTAL - FEDERAL FUNDS			\$175
DEPARTMENT OF DEFENSE			
OTHER FEDERAL FUNDS			
CIVILIAN PAY	15		\$139
MILITARY PRIME SERVICE CONTRACTS	8		\$13
MILITARY RETIRED PAY	12		\$37
TOTAL - OTHER FEDERAL FUNDS			\$189
AGENCY TOTAL - FEDERAL FUNDS			\$189
DEPARTMENT OF EDUCATION			
GRANT FUNDS			
EDUC DEPRIVED CHILDREN-LEA'S	84 010		\$194
INDIAN ED-GRANTS TO LOCAL EDUCATIONAL AGCY	84 060		\$246
SAFA-MAINTENANCE AND OPERATION	84 061		\$2,644
TOTAL - GRANT FUNDS			\$3,084
AGENCY TOTAL - FEDERAL FUNDS			\$3,084
DEPARTMENT OF HEALTH AND HUMAN SERVICES			
GRANT FUNDS			
NATIVE AMERICAN PROGRAMS, OS	13 812		\$70
TOTAL - GRANT FUNDS			\$70
OTHER FEDERAL FUNDS			
INDIAN HEALTH FACILITIES, MSA			\$436
INDIAN HEALTH SERVICES, MSA			\$1,330
MEDICARE-HOSPITAL INSURANCE, HCFA	13 773		\$338
MEDICARE-SUPP. MEDICAL INSURANCE, HCFA	13 774		\$128
SOCIAL SECURITY-DISABILITY INSURANCE, SSA	13 802		\$51
SOCIAL SECURITY-RETIREMENT INSURANCE, SSA	13 803		\$334
SOCIAL SECURITY-SURVIVORS INSURANCE, SSA	13 804		\$388
SUPPLEMENTAL SECURITY INCOME, SSA	13 807		\$129
TOTAL - OTHER FEDERAL FUNDS			\$3,134
AGENCY TOTAL - FEDERAL FUNDS			\$3,204
DEPARTMENT OF HOUSING AND URBAN DEVELOPMENT			
GRANT FUNDS			
COMM DEV BLOCK GRTS-SMALL CITIES/DISC, CPD	14 219		\$119
TOTAL - GRANT FUNDS			\$119
AGENCY TOTAL - FEDERAL FUNDS			\$119
DEPARTMENT OF THE INTERIOR			
OTHER FEDERAL FUNDS			
WORKING CAPITAL FUND, O/S, INTERIOR			\$1
TOTAL - OTHER FEDERAL FUNDS			\$1
AGENCY TOTAL - FEDERAL FUNDS			\$1

FEDERAL INFORMATION EXCHANGE SYSTEM COUNTY SUMMARIES - AGENCY OPERATIONS

(Dollar amounts in thousands)

	PROLATION CODE	CFDA NO.	FY 1980 FUNDS		PROLATION CODE	CFDA NO.	FY 1980 FUNDS
ALASKA—Con.							
DEPARTMENT OF LABOR							
GRANT FUNDS							
COMPREHENSIVE EMPL. & TRNG. PROGRAMS, ETA	8	17 221	\$4.1				
INDIAN EMPLOYMENT & TRAINING PROGRAM, ETA	8	17 224	\$54.5				
SUMMER YOUTH EMPLOYMENT PROGRAMS, ETA	8	17 223	\$75				
YOUTH COMMUNITY CONSERVATION & IMPROV, ETA	8	17 222	\$18				
YOUTH EMPLOYMENT & TRAINING PROGRAMS, ETA	8	17 222	\$92				
TOTAL - GRANT FUNDS			\$1,211				
OTHER FEDERAL FUNDS							
FED UNEMPLOYMENT BENEFITS & ALLOWANCES, ETA		17 223	\$73				
SPECIAL UNEMPLOYMENT ASSISTANCE, ETA		17 223	\$21				
TRADE ADJUSTMENT ASSISTANCE, ETA		17 400	**				
TOTAL - OTHER FEDERAL FUNDS			\$94				
AGENCY TOTAL - FEDERAL FUNDS			\$1,305				
DEPARTMENT OF TRANSPORTATION							
GRANT FUNDS							
AIRPORT DEVELOPMENT AND PROGRAM, FAA		20 101	\$1,285				
HIGHWAY PLANNING AND CONSTRUCTION, FHWA		20 201	\$392				
TOTAL - GRANT FUNDS			\$1,677				
OTHER FEDERAL FUNDS							
FACILITIES AND EQUIPMENT, A/A TRUST FUND			\$148				
OPERATIONS, FAA			\$191				
TOTAL - OTHER FEDERAL FUNDS			\$339				
AGENCY TOTAL - FEDERAL FUNDS			\$2,016				
DEPARTMENT OF THE TREASURY							
GRANT FUNDS							
STATE AND LOCAL GOV FISCAL ASST TRUST FUND			\$112				
TOTAL - GRANT FUNDS			\$112				
AGENCY TOTAL - FEDERAL FUNDS			\$112				
INDIRECT FEDERAL SUPPORT *							
INTEREST ON THE PUBLIC DEBT	10		(\$346)				
OFFICE OF PERSONNEL MANAGEMENT							
OTHER FEDERAL FUNDS							
CIVIL SERVICE RETIREMENT & DISABILITY FUND	0		\$329				
TOTAL - OTHER FEDERAL FUNDS			\$329				
AGENCY TOTAL - FEDERAL FUNDS			\$329				
POSTAL SERVICE							
OTHER FEDERAL FUNDS							
POSTAL SERVICE FUND	11		\$1,111				
TOTAL - OTHER FEDERAL FUNDS			\$1,111				
AGENCY TOTAL - FEDERAL FUNDS			\$1,111				
VETERANS ADMINISTRATION							
OTHER FEDERAL FUNDS							
ALTOS & SPECIAL EQUIPMENT, DISABLED VETS	12	04 100	**				
COMPENSATION TO DEPENDENTS, VETS S/C DEATH	12	04 102	**				
DEPENDENTS INDEMNITY COMPENSATION (DNC)	12	04 110	\$5				
SONS, DAUGHTERS, WIVES & WIDOWS EDUCATION	12	04 117	\$1				
VETERANS DEATH PENSION	12	04 103	\$4				
VETERANS DISABILITY COMPENSATION	12	04 109	\$36				
VETERANS DISABILITY PENSION	12	04 104	\$5				
VETERANS INSURANCE AND INDEMNITIES	12	04 103	\$9				
VETERANS READJUSTMENT TRAINING	12	04 111	\$23				
VETS BURIAL AWARDS & OTHER MUSC BENEF PMT	12	04 101	\$1				
VOCATIONAL REHAB. TRNG. FOR DISABLED VETS	12	04 116	**				
TOTAL - OTHER FEDERAL FUNDS			\$84				
AGENCY TOTAL - FEDERAL FUNDS			\$84				
INDIRECT FEDERAL SUPPORT *							
VETERANS GUARANTEED AND INSURED LOANS		04 114	(\$60)				
COUNTY TOTAL - GRANT FUNDS			\$6,703				
COUNTY TOTAL - OTHER FEDERAL FUNDS			\$5,309				
COUNTY TOTAL - FEDERAL FUNDS			\$12,012				
COUNTY-FAIRBANKS NORTH STAR							
DEPARTMENT OF AGRICULTURE							
GRANT FUNDS							
AGRICULTURAL CONSERVATION PROGRAM, ASCS		10 063	\$147				
CHILD CARE FOOD PROGRAM, FNS		10 154	\$128				
EQUIP ASST PROG-SCHOOL FOOD SVC PROG, FNS		10 154	\$3				
EXTENSION ACTIVITIES, SEA		10 061	\$1,171				
FOOD STAMP BONUS COUPONS, FNS		10 151	\$4,253				
INDUSTRIAL DEVELOPMENT GRANTS, FMHA		10 020	\$35				
NATIONAL SCHOOL LUNCH PROGRAM-CASH, FNS		10 153	\$17				
NUTRITION PROGRAMS FOR THE ELDERLY, FNS		10 150	\$5				
SPECIAL MILK PROGRAM FOR CHILDREN, FNS		10 150	\$66				
SUPP FOOD-WOMEN, INFANTS & CHILDREN, FNS		10 152	\$66				
VERY LOW-INCOME HOUSING REPAIR GRTS, FMHA		10 017	\$28				
WATER AND WASTE DISPOSAL GRANTS, FMHA		10 010	\$786				
TOTAL - GRANT FUNDS			\$6,707				
OTHER FEDERAL FUNDS							
CONSERVATION OPERATIONS, SCS							\$1
COOPERATIVE RESEARCH, SEA							\$947
FOREST MANAGE, PROTECTION, AND UTILIZATION	10						\$557
NATIONAL WOOL ACT PAYMENTS, CCC		10 059					**
S & E. FARMERS HOME ADMINISTRATION							\$62
SNOW SURVEY & WATER SUPP. FORECASTING, SCS		10 001					\$5
SOIL AND WATER CONSERVATION, SCS		10 002					\$40
SOIL SURVEY, SCS		10 002					\$117
TOTAL - OTHER FEDERAL FUNDS			\$1,211				\$1,720
AGENCY TOTAL - FEDERAL FUNDS			\$8,437				
INDIRECT FEDERAL SUPPORT *							
DONATION OF COMM. TO SCHOOL LUNCH, FNS	10	10 530	(\$11)				
FARM OPERATING LOANS, FMHA		10 406	(\$100)				
FOOD DISTRIBUTION TO INSTITUTIONS, FNS	10	10 530	(\$71)				
FOOD DISTRIBUTION TO SCHOOLS, FNS	10	10 530	(\$32)				
LOW TO MODERATE INCOME HOUSING LOANS, FMHA		10 410	(\$866)				
RURAL TELEPHONE LMS. & LN. GUARANTEES, REA	7	10 031	(\$7,145)				
WATER AND WASTE DISP. SYSTEMS LOANS, FMHA		10 410	(\$921)				
DEPARTMENT OF COMMERCE							
GRANT FUNDS							
ECON DEV-SUPPORT FOR PLANNING ORGS, EDA		11 202	\$126				
SEA GRANT SUPPORT, NOAA	8	11 417	\$742				
TOTAL - GRANT FUNDS			\$868				
OTHER FEDERAL FUNDS							
CENSUS SPECIAL TABULATIONS AND SERVICES		11 005	\$1				
CONSOLIDATED WORKING FUND, CENSUS			\$43				
CONSOLIDATED WORKING FUND, NOAA	7		\$173				
CURRENT STATISTICAL PROGRAMS, CENSUS			\$12				
OPERATIONS, RESEARCH, AND FACILITIES, NOAA	7		\$743				
PERIODIC CENSUSES			\$234				
WEATHER & RIVER FORECASTS & WARNINGS, NWS	7		\$613				
TOTAL - OTHER FEDERAL FUNDS			\$1,818				
AGENCY TOTAL - FEDERAL FUNDS			\$2,686				
DEPARTMENT OF DEFENSE							
OTHER FEDERAL FUNDS							
CIVIL FUNCTIONS PRIME CONTRACTS	8		\$19				
CIVILIAN PAY	13		\$14,163				
MILITARY ACTIVE DUTY PAY	13		\$73,417				
MILITARY PRIME CONSTRUCTION CONTRACTS	8		\$377				
MILITARY PRIME ROTC CONTRACTS	8		\$8,263				
MILITARY PRIME SERVICE CONTRACTS	8		\$21,675				
MILITARY PRIME SUPPLY CONTRACTS	8		\$16,384				
MILITARY RESERVE AND NATIONAL GUARD PAY	13		\$381				
MILITARY RETIRED PAY	13		\$4,822				
PRIME CONTRACTS OF LESS THAN \$10,000	0		\$3,470				
TOTAL - OTHER FEDERAL FUNDS			\$142,946				
AGENCY TOTAL - FEDERAL FUNDS			\$142,946				
DEPARTMENT OF EDUCATION							
GRANT FUNDS							
BASIC EDUCATIONAL OPPORTUNITY GRANT PROG		04 063	\$338				
BASIC SKILLS IMPROVEMENT		04 105	\$147				
COLLEGE LIBRARY RESOURCES		04 003	\$2				
EDUC DEPRIVED CHILDREN-LEA'S		04 010	\$311				
EDUCATIONAL OPPORTUNITY CENTERS		04 006	\$210				
HANDICAPPED PERSONNEL PREPARATION		04 029	\$55				
INDIAN ED-GRANTS TO LOCAL EDUCATIONAL AGCY		04 000	\$332				
LAW ENFORCEMENT EDUCATION PROGRAM			\$2				
NATIONAL DEFENSE/DIRECT STUDENT LOANS		04 036	\$49				
SAFE-MAINTENANCE AND OPERATION		04 001	\$359				
SPECIAL SVCS FOR DISADVANTAGED STUDENTS		04 003	\$114				
SUPPLEMENTAL EDUCATIONAL OPPORTUNITY GRTS		04 007	\$63				
TEACHER CORPS-OPERATIONS AND TRAINING		04 043	\$197				
UPWARD BOUND		04 047	\$372				
TOTAL - GRANT FUNDS			\$2,551				
OTHER FEDERAL FUNDS							
RESEARCH AND RELATED ACTIVITIES, ED			\$201				
S & E, DEPARTMENTAL MANAGEMENT, ED			\$1				
TOTAL - OTHER FEDERAL FUNDS			\$202				
AGENCY TOTAL - FEDERAL FUNDS			\$2,754				
DEPARTMENT OF ENERGY							
GRANT FUNDS							
COAL-ENERGY TECHNOLOGY	7	11 017	\$50				
MULTI-PROGRAMS-CONSERV & SOLAR APPLICATION	7		\$12				
SOLAR APPLICATIONS-CONSERV & SOLAR APPLIC	7		\$41				
TOTAL - GRANT FUNDS			\$102				
OTHER FEDERAL FUNDS							
BASIC ENERGY SCIENCES-ENERGY RESEARCH	7	11 009	\$114				
ENVIRONMENTAL RESEARCH AND DEV-ENVIRONMENT	7	11 020	\$256				
GEOTHERMAL-ENERGY TECHNOLOGY	7		\$172				
MULTI-PROGRAMS-CONSERV & SOLAR APPLICATION	7		\$19				

FEDERAL INFORMATION EXCHANGE SYSTEM COUNTY SUMMARIES - AGENCY OPERATIONS

(Dollar amounts in thousands)

	PROGATION CODE	CDA NO.	FY 1980 FUNDS		PROGATION CODE	CDA NO.	FY 1980 FUNDS
ALASKA—Con.				FEDERAL EMPLOYEES' COMPENSATION, ESA			
PETROLEUM-ENERGY TECHNOLOGY	7		\$19	SPECIAL UNEMPLOYMENT ASSISTANCE, ETA		17 233	\$271
SOLAR TECHNOLOGY-ENERGY TECHNOLOGY	7		\$13	TRADE ADJUSTMENT ASSISTANCE, ETA		17 400	\$1
TOTAL - OTHER FEDERAL FUNDS			\$593	TOTAL - OTHER FEDERAL FUNDS			\$2,151
AGENCY TOTAL - FEDERAL FUNDS			\$696	AGENCY TOTAL - FEDERAL FUNDS			\$9,606
DEPARTMENT OF HEALTH AND HUMAN SERVICES				DEPARTMENT OF TRANSPORTATION			
GRANT FUNDS				GRANT FUNDS			
ALCOHOLISM TREATMENT AND REHAB PRGS, ADHWA	13 237		\$269	ABATEMENT, CONTROL, AND COMPLIANCE, EPA			\$30
BIOMEDICAL RESEARCH SUPPORT, NIH	13 237		\$100	AIRPORT PLANNING GRANT PROGRAM, FAA	70 103		\$1,453
CANCER CAUSE AND PREVENTION RESEARCH, NIH	13 273		\$107	CAPITAL IMPROVEMENT GRANTS, UMATA	70 300		\$1,184
CHILD DEVELOPMENT-HEAD START '75	13 600		\$417	HIGHWAY PLANNING AND CONSTRUCTION, FHWA	70 705		\$8,111
CHILD WELFARE SERVICES TRAINING GRANTS, OS	13 648		\$33	TOTAL - GRANT FUNDS			\$10,779
DEV DISABILITIES-BASIC SUPPORT, OS	13 630		\$51	OTHER FEDERAL FUNDS			
DIABETES, ENDOCRINOLOGY & METAB. RES., NIH	13 647		\$55	ACQUISITION, CONSTRUCTION & IMPROVE., CG			**
HEALTH PLANNING-HEALTH SYSTEMS AGCIES, HRA	13 794		\$388	ALASKA RAILROAD REVOLVING FUND, FRA			\$7,904
HEALTH PROFESSIONS-START-UP ASST., HRA	13 364		\$8	COAST GUARD SUPPLY FUND			\$3
HEART AND VASCULAR DISEASES RESEARCH, NIH	13 837		\$85	FACILITIES AND EQUIPMENT, A/A TRUST FUND			\$549
MEDICAL LIBRARY ASSISTANCE, NIH	13 879		\$4	OPERATING EXPENSES, CG			\$52
NATIVE AMERICAN PROGRAMS, OS	13 812		\$165	OPERATIONS, FAA			\$5,175
TOTAL - GRANT FUNDS			\$1,682	TOTAL - OTHER FEDERAL FUNDS			\$13,644
OTHER FEDERAL FUNDS				AGENCY TOTAL - FEDERAL FUNDS			
HEALTH SERVICES, HSA			\$2				\$24,423
SOCIAL SECURITY-DISABILITY INSURANCE, SSA	17 13 007		\$1,380	DEPARTMENT OF THE TREASURY			
SOCIAL SECURITY-RETIREMENT INSURANCE, SSA	17 13 003		\$4,786	GRANT FUNDS			
SOCIAL SECURITY-SURVIVORS INSURANCE, SSA	17 13 005		\$2,446	STATE AND LOCAL GOV FISCAL ASST TRUST FUND			\$1,982
SPECIAL BENEFITS-DISABLED COAL MINERS, SSA	17 13 006		\$13	TOTAL - GRANT FUNDS			\$1,982
SUPPLEMENTAL SECURITY INCOME, SSA	17 13 007		\$380	OTHER FEDERAL FUNDS			
TOTAL - OTHER FEDERAL FUNDS			\$9,006	ADMINISTERING THE PUBLIC DEBT	16		\$12
AGENCY TOTAL - FEDERAL FUNDS			\$10,688	CLAIMS, JUDGMENTS, AND RELIEF ACTS			\$50
DEPARTMENT OF HOUSING AND URBAN DEVELOPMENT				EXAMINATIONS AND APPEALS, IRS			
GRANT FUNDS				INVESTIGATIONS AND COLLECTIONS, IRS			
COMM DEV BLOCK GRNTS-SMALL CITIES/DISC, CPD	14 219		\$440	S & E, UNITED STATES CUSTOMS SERVICE			\$83
TOTAL - GRANT FUNDS			\$440	TAXPAYER SERVICE AND RETURNS PROCESSING	16		\$34
OTHER FEDERAL FUNDS				TOTAL - OTHER FEDERAL FUNDS			
SECTION B-LOWER INCOME HOUSING ASST PRG, H	14 134		\$467				\$892
TOTAL - OTHER FEDERAL FUNDS			\$467	AGENCY TOTAL - FEDERAL FUNDS			
AGENCY TOTAL - FEDERAL FUNDS			\$907				\$2,874
INDIRECT FEDERAL SUPPORT *				INDIRECT FEDERAL SUPPORT *			
MORTGAGE INSURANCE-HOMES, H	14 117		(\$439)	INTEREST ON THE PUBLIC DEBT	14		(\$5,298)
MORTGAGE INSURANCE-SERVICEMEN'S HOMES, H			(\$82)	COMMUNITY SERVICES ADMINISTRATION			
PROPERTY IMPROVEMENT LOAN INSURANCE, H	14 142		(\$160)	GRANT FUNDS			
DEPARTMENT OF THE INTERIOR				EMERGENCY ENERGY CONSERVATION SERVICES			
GRANT FUNDS				TOTAL - GRANT FUNDS			
INDIAN EMPLOYMENT ASSISTANCE, BIA	15 106		\$1,195				\$20
INDIAN HOUSING ASSISTANCE, BIA	15 141		\$707	AGENCY TOTAL - FEDERAL FUNDS			
MUNERAL INSTITUTE PROGRAM DIRECTION, SMRE	15 231		\$136				\$20
NATIONAL WILDLIFE REFUGE FUND			**	ENVIRONMENTAL PROTECTION AGENCY			
OUTDOOR RECREATION-ADULT, DEV & PLG, HCRS	15 400		\$275	GRANT FUNDS			
PAYMENT IN LIEU OF TAXES, BLM			\$977	ABATEMENT, CONTROL, AND COMPLIANCE, EPA			\$13
PAYMENTS-STATES & CNT-SALE OF NAT RES, BLM	18		\$1,217	AIR POLLUTION CONTROL RESEARCH GRANTS, RD	66 301		\$40
YOUNG ADULT CONS CORPS-GRNTS TO STATE, O/S	14		\$1,614	CONSOLIDATED RESEARCH GRANTS, RD	66 300		\$148
TOTAL - GRANT FUNDS			\$6,122	CONST GRNTS FOR WASTEWATER TREAT WORKS, WWM	66 618		\$710
OTHER FEDERAL FUNDS				TOXIC SUBSTANCE RESEARCH GRANTS, RD			
ACQUISITION, CONSTRUCT. & MAINTENANCE, BLM	6		\$803	WATER POLLUTION CON RES, DEV, DEMO GRNTS, RD	66 305		\$117
CONSOLIDATED WORKING FUND, BIA			**	TOTAL - GRANT FUNDS			\$1,187
CONSOLIDATED WORKING FUND, FWS			\$52	AGENCY TOTAL - FEDERAL FUNDS			\$1,187
DEPARTMENTAL MANAGEMENT, O/S, INTERIOR			\$1	GENERAL SERVICES ADMINISTRATION			
FISHERY RESEARCH INFORMATION, FWS	15 604		\$73	OTHER FEDERAL FUNDS			
GEOL. MIN & WTR RES INVEST & TOPO MAP, GS	9		\$889	FEDERAL BUILDINGS FUND			\$553
INDIAN SOCIAL SERVICES-CHILD WELFARE, BIA	15 103		\$22	FEDERAL TELECOMMUNICATIONS FUND			\$171
INDIAN SOCIAL SERVICES-GENERAL ASST., BIA	15 113		\$2,990	GENERAL SUPPLY FUND, PERSONAL PROPERTY ACT			\$909
MANAGEMENT OF LANDS AND RESOURCES			\$11,450	TOTAL - OTHER FEDERAL FUNDS			\$1,633
OPERATION OF INDIAN PROGRAMS, BIA			\$3,109	AGENCY TOTAL - FEDERAL FUNDS			\$1,633
RESOURCE MANAGEMENT, FWS			\$834	INDIRECT FEDERAL SUPPORT *			
SVC CHARGES, DEPOSITS AND FORTIFURES, BLM			\$59	DONATION OF FEDERAL SURPLUS PERSONAL PROP.	29 003		(**)
WILDLIFE RESEARCH INFORMATION, FWS	15 610		\$95	NATIONAL AERONAUTICS AND SPACE ADMINISTRATION			
WORKING CAPITAL FUND, O/S, INTERIOR			\$533	OTHER FEDERAL FUNDS			
YOUTH CONSERVATION CORPS, FS	16		\$115	RESEARCH & DEV-SPACE SCIENCE, APPL & TECH			\$744
TOTAL - OTHER FEDERAL FUNDS			\$21,025	RESEARCH & DEV-SUPPORTING SPACE ACTIVITIES			\$660
AGENCY TOTAL - FEDERAL FUNDS			\$27,146	TOTAL - OTHER FEDERAL FUNDS			\$1,404
DEPARTMENT OF LABOR				AGENCY TOTAL - FEDERAL FUNDS			
GRANT FUNDS				NATIONAL ENDOWMENT FOR THE ARTS			
COMPREHENSIVE EMPL & TRNG, PROGRAMS, ETA	17 233		\$1,011	GRANT FUNDS			
EMPLOYMENT SERVICES (CETA-LMI), ETA	17 207		\$1,360	FOLX ARTS PROGRAMS	43 613		\$11
INDIAN EMPLOYMENT & TRAINING PROGRAM, ETA	17 234		\$1,447	MUSIC PROGRAMS	43 007		\$9
SUMMER YOUTH EMPLOYMENT PROGRAMS, ETA	17 232		\$162	TOTAL - GRANT FUNDS			\$20
UNEMPLOYMENT INSURANCE, ETA	17 225		\$3,198	AGENCY TOTAL - FEDERAL FUNDS			\$20
YOUTH COMMUNITY CONSERVATION & IMPROV, ETA	17 237		\$45	NATIONAL SCIENCE FOUNDATION			
YOUTH EMPLOYMENT & TRAINING PROGRAMS, ETA	17 232		\$234	GRANT FUNDS			
TOTAL - GRANT FUNDS			\$7,457	ASTRO, ATMOS, EARTH AND OCEAN SCIENCES	47 050		\$4,888
OTHER FEDERAL FUNDS				ZOOLOGICAL, BEHAVIORAL, & SOCIAL SCIENCES			
FED UNEMPLOYMENT BENEFITS & ALLOWANCES, ETA	17 221		\$965	MATHEMATICAL & PHYSICAL SCIENCE & ENGINEER	47 051		\$309

FEDERAL INFORMATION EXCHANGE SYSTEM

COUNTY SUMMARIES - AGENCY OPERATIONS

(Dollar amounts in thousands)

	FEDERAL FUND CODE	CFDA NO.	FY 1980 FUNDS		FEDERAL FUND CODE	CFDA NO.	FY 1980 FUNDS
ALASKA—Con.				DEPARTMENT OF DEFENSE			
SCIENCE AND SOCIETY PROGRAM.....		47 038..	\$57	OTHER FEDERAL FUNDS			
SCIENTIFIC PERSONNEL IMPROVEMENT.....		47 009..	\$8	CIVILIAN PAY.....	15		\$351
TOTAL - GRANT FUNDS.....			\$5,305	MILITARY PRIME SERVICE CONTRACTS.....	3		\$341
AGENCY TOTAL - FEDERAL FUNDS.....			\$5,305	MILITARY PRIME SUPPLY CONTRACTS.....	3		\$140
OFFICE OF PERSONNEL MANAGEMENT				MILITARY RETIRED PAY.....	13		\$35
GRANT FUNDS				TOTAL - OTHER FEDERAL FUNDS.....			\$867
INTERGOVERNMENTAL PERSONNEL ASSISTANCE.....		27 012..	\$90	AGENCY TOTAL - FEDERAL FUNDS.....			\$867
TOTAL - GRANT FUNDS.....			\$90	DEPARTMENT OF EDUCATION			
OTHER FEDERAL FUNDS				GRANT FUNDS			
CIVIL SERVICE RETIREMENT & DISABILITY FUND.....	8		\$4,151	EDUC DEPRIVED CHILDREN-LEA'S.....	84 010		\$4
TOTAL - OTHER FEDERAL FUNDS.....			\$4,151	INSTITUTE OF MUSEUM SERVICES.....	84 113		\$7
AGENCY TOTAL - FEDERAL FUNDS.....			\$4,241	SAFA-MAINTENANCE AND OPERATION.....	84 041		\$97
POSTAL SERVICE				TOTAL - GRANT FUNDS.....			\$107
OTHER FEDERAL FUNDS				AGENCY TOTAL - FEDERAL FUNDS.....			\$107
POSTAL SERVICE FUND.....	18		\$6,999	DEPARTMENT OF HEALTH AND HUMAN SERVICES			
TOTAL - OTHER FEDERAL FUNDS.....			\$6,999	OTHER FEDERAL FUNDS			
AGENCY TOTAL - FEDERAL FUNDS.....			\$6,999	HEALTH SERVICES, HSA.....			\$10
RAILROAD RETIREMENT BOARD				SOCIAL SECURITY-DISABILITY INSURANCE, SSA.....	19	13 001	\$82
OTHER FEDERAL FUNDS				SOCIAL SECURITY-RETIREMENT INSURANCE, SSA.....	1	13 002	\$387
RAILROAD RETIREMENT ACCOUNT.....	31	37 001..	\$47	SOCIAL SECURITY-SURVIVORS INSURANCE, SSA.....	11	13 003	\$152
RAILROAD UNEMPLOYMENT INSURANCE A.COUNT.....	31	37 001..	\$6	SUPPLEMENTAL SECURITY INCOME, SSA.....	12	13 007	\$17
TOTAL - OTHER FEDERAL FUNDS.....			\$52	TOTAL - OTHER FEDERAL FUNDS.....			\$648
AGENCY TOTAL - FEDERAL FUNDS.....			\$52	AGENCY TOTAL - FEDERAL FUNDS.....			\$648
SMALL BUSINESS ADMINISTRATION				DEPARTMENT OF HOUSING AND URBAN DEVELOPMENT			
OTHER FEDERAL FUNDS				INDIRECT FEDERAL SUPPORT *			
ECONOMIC OPPORTUNITY LOANS.....		59 003..	\$25	PROPERTY IMPROVEMENT LOAN INSURANCE, H.....	14 142..		(\$13)
PHYSICAL DISASTER LOANS.....		59 004..	\$38	DEPARTMENT OF THE INTERIOR			
S & E, SMALL BUSINESS ADMINISTRATION.....			\$74	GRANT FUNDS			
TOTAL - OTHER FEDERAL FUNDS.....			\$137	OUTDOOR RECREATION-AQUIST, DEV & PLG, HCRS.....	13 400..		\$3
AGENCY TOTAL - FEDERAL FUNDS.....			\$137	PAYMENT IN LIEU OF TAXES, BLM.....			\$86
INDIRECT FEDERAL SUPPORT *				TOTAL - GRANT FUNDS.....			\$89
SMALL BUSINESS LOANS.....		59 012..	(\$3,436)	OTHER FEDERAL FUNDS			
TENNESSEE VALLEY AUTHORITY				CONSOLIDATED WORKING FUND, BIA.....			**
OTHER FEDERAL FUNDS				OPERATION OF INDIAN PROGRAMS, BIA.....			\$119
TENNESSEE VALLEY AUTHORITY FUND.....			**	TOTAL - OTHER FEDERAL FUNDS.....			\$119
TOTAL - OTHER FEDERAL FUNDS.....			**	AGENCY TOTAL - FEDERAL FUNDS.....			\$207
AGENCY TOTAL - FEDERAL FUNDS.....			**	DEPARTMENT OF JUSTICE			
VETERANS ADMINISTRATION				OTHER FEDERAL FUNDS			
OTHER FEDERAL FUNDS				S & E, IMMIGRATION AND NATURALIZATION SVC.....	18		\$39
AUTOS & SPECIAL EQUIPMENT, DISABLED VETS.....	12	64 100..	\$1	TOTAL - OTHER FEDERAL FUNDS.....			\$39
COMPENSATION TO DEPENDENTS, VETS S/C DEATH.....	12	64 102..	\$7	AGENCY TOTAL - FEDERAL FUNDS.....			\$39
DEPENDENTS INDEMNITY COMPENSATION (DIC).....	12	64 110..	\$140	DEPARTMENT OF LABOR			
SONS, DAUGHTERS, WIVES & WIDOWS EDUCATION.....	12	64 117..	\$23	OTHER FEDERAL FUNDS			
VETERANS DEATH PENSION.....	12	64 109..	\$113	COAL MINE WORKERS' COMP (BLACK LUNG), ESA.....	9	17 207	\$49
VETERANS DISABILITY COMPENSATION.....	12	64 109..	\$971	FED UNEMPLOYMENT BENEFITS & ALLOWANCES, ETA.....		17 211	\$32
VETERANS DISABILITY PENSION.....	12	64 104..	\$125	SPECIAL UNEMPLOYMENT ASSISTANCE, ETA.....		17 275	\$9
VETERANS INSURANCE AND INDEMNITIES.....	12	64 103..	\$237	TRADE ADJUSTMENT ASSISTANCE, ETA.....		17 400	**
VETERANS READJUSTMENT TRAINING.....	12	64 111..	\$620	TOTAL - OTHER FEDERAL FUNDS.....			\$90
VETS BURIAL AWARDS & OTHER MISC BENEF PMT.....	12	64 101..	\$25	AGENCY TOTAL - FEDERAL FUNDS.....			\$90
VOCATIONAL REHAB. TRNG. FOR DISABLED VETS.....	12	64 118..	\$10	DEPARTMENT OF TRANSPORTATION			
TOTAL - OTHER FEDERAL FUNDS.....			\$2,272	GRANT FUNDS			
AGENCY TOTAL - FEDERAL FUNDS.....			\$2,272	AIRPORT DEVELOPMENT AND PROGRAM, FAA.....		70 107	\$501
INDIRECT FEDERAL SUPPORT *				HIGHWAY PLANNING AND CONSTRUCTION, FHWA.....		70 201	\$152
VETERANS GUARANTEED AND INSURED LOANS.....		64 114..	(\$10,913)	TOTAL - GRANT FUNDS.....			\$653
COUNTY TOTAL - GRANT FUNDS.....			\$45,311	AGENCY TOTAL - FEDERAL FUNDS.....			\$653
COUNTY TOTAL - OTHER FEDERAL FUNDS.....			\$211,142	DEPARTMENT OF THE TREASURY			
COUNTY TOTAL - FEDERAL FUNDS.....			\$256,453	GRANT FUNDS			
COUNTY-HAINES				STATE AND LOCAL GOV FISCAL ASST TRUST FUND.....			\$93
DEPARTMENT OF AGRICULTURE				TOTAL - GRANT FUNDS.....			\$93
GRANT FUNDS				OTHER FEDERAL FUNDS			
EQUIP ASST PROG-SCHOOL FOOD SVC PROG, FNS.....	10	10 534	\$1	ADMINISTERING THE PUBLIC DEBT.....	18		**
FOOD STAMP BONUS COUPONS, FNS.....	1	10 531	\$335	S & E, UNITED STATES CUSTOMS SERVICE.....			\$28
TOTAL - GRANT FUNDS.....			\$336	TOTAL - OTHER FEDERAL FUNDS.....			\$28
OTHER FEDERAL FUNDS				AGENCY TOTAL - FEDERAL FUNDS.....			\$121
FOREST MANAGE, PROTECTION, AND UTILIZATION.....	18		\$263	INDIRECT FEDERAL SUPPORT *			
TOTAL - OTHER FEDERAL FUNDS.....			\$263	INTEREST ON THE PUBLIC DEBT.....	4		(\$242)
AGENCY TOTAL - FEDERAL FUNDS.....			\$599	GENERAL SERVICES ADMINISTRATION			
INDIRECT FEDERAL SUPPORT *				OTHER FEDERAL FUNDS			
FOOD DISTRIBUTION TO INSTITUTIONS, FNS.....	10	10 530	(**)	FEDERAL BUILDINGS FUND.....			\$56
FOOD DISTRIBUTION TO SCHOOLS, FNS.....	10	10 530	(**)	TOTAL - OTHER FEDERAL FUNDS.....			\$56
DEPARTMENT OF COMMERCE				AGENCY TOTAL - FEDERAL FUNDS.....			\$56
OTHER FEDERAL FUNDS				OFFICE OF PERSONNEL MANAGEMENT			
PERIODIC CENSUSES.....			\$4	OTHER FEDERAL FUNDS			
TOTAL - OTHER FEDERAL FUNDS.....			\$4	CIVIL SERVICE RETIREMENT & DISABILITY FUND.....	9		\$165
AGENCY TOTAL - FEDERAL FUNDS.....			\$4	TOTAL - OTHER FEDERAL FUNDS.....			\$165
				AGENCY TOTAL - FEDERAL FUNDS.....			\$165

FEDERAL INFORMATION EXCHANGE SYSTEM

COUNTY SUMMARIES - AGENCY OPERATIONS

[Dollar amounts in thousands]

	PROGRATION CODE	CDA NO.	FY 1980 FUNDS
ALASKA—Con.			
POSTAL SERVICE			
OTHER FEDERAL FUNDS			
POSTAL SERVICE FUND	13		\$148
TOTAL - OTHER FEDERAL FUNDS			\$148
AGENCY TOTAL - FEDERAL FUNDS			\$148
VETERANS ADMINISTRATION			
OTHER FEDERAL FUNDS			
AUTOS & SPECIAL EQUIPMENT, DISABLED VETS	13	04 100	**
COMPENSATION TO DEPENDENTS, VETS S/C DEATH	13	04 101	**
DEPENDENTS INDEMNITY COMPENSATION (DKC)	13	04 110	\$4
SONS, DAUGHTERS, WIVES & WIDOWS EDUCATION	13	04 112	\$1
VETERANS DEATH PENSION	13	04 105	\$4
VETERANS DISABILITY COMPENSATION	13	04 108	\$31
VETERANS DISABILITY PENSION	13	04 104	\$4
VETERANS INSURANCE AND INDEMNITIES	13	04 103	\$8
VETERANS READJUSTMENT TRAINING	13	04 111	\$20
VETS BURIAL AWARDS & OTHER VASC BENEF PMT	13	04 101	\$1
VOCATIONAL REHAB. TRNG. FOR DISABLED VETS	13	04 116	**
TOTAL - OTHER FEDERAL FUNDS			\$73
AGENCY TOTAL - FEDERAL FUNDS			\$73
COUNTY TOTAL - GRANT FUNDS			\$1,277
COUNTY TOTAL - OTHER FEDERAL FUNDS			\$2,499
COUNTY TOTAL - FEDERAL FUNDS			\$3,777

COUNTY-JUNEAU

	PROGRATION CODE	CDA NO.	FY 1980 FUNDS
DEPARTMENT OF AGRICULTURE			
GRANT FUNDS			
CHILD CARE FOOD PROGRAM, FNS	10	10 354	\$97
FED-STATE MARKETING IMPROVEMENT PROG. AAS	2	10 354	\$31
FOOD DISTRIBUTION-OTHER PROGRAM COSTS, FNS	10	10 350	\$59
FOOD STAMP BONUS COUPONS, FNS	10	10 351	\$717
NUTRITION PROGRAMS FOR THE ELDERLY, FNS	11	10 350	\$25
SPECIAL MILK PROGRAM FOR CHILDREN, FNS	10	10 354	\$10
STATE ADMIN MATCH GRTS-FOOD STAMP PRG, FNS	10	10 361	\$1,242
STATE ADMIN. EXP. FOR CHILD NUTRITION, FNS	4	10 360	\$194
SUPP. FOOD-WOMEN, INFANTS & CHILDREN, FNS	10	13 537	\$154
TOTAL - GRANT FUNDS			\$2,532
OTHER FEDERAL FUNDS			
BRUSH DISPOSAL, FS	10		\$2
FOOD STAMP PROGRAM ADMINISTRATION, FNS	10		\$59
FOREST MANAGE, PROTECTION, AND UTILIZATION	10		\$9,702
RIVER BASIN SURVEYS & INVESTIGATIONS, SCS			\$79
TIMBER SALVAGE SALES, FS	10		\$1
WORKING CAPITAL FUND, FS	10		\$853
YOUTH CONSERVATION CORPS, FS	10	10 041	\$98
TOTAL - OTHER FEDERAL FUNDS			\$10,794
AGENCY TOTAL - FEDERAL FUNDS			\$13,326

INDIRECT FEDERAL SUPPORT *			
DONATION OF COMM. TO SCHOOL LUNCH, FNS	10	10 350	(\$6)
FOOD DISTRIBUTION TO INSTITUTIONS, FNS	10	10 350	(\$28)
RURAL ELECTRIC LOANS & LN. GUARANTEES, REA	2	10 030	(\$380)

	PROGRATION CODE	CDA NO.	FY 1980 FUNDS
DEPARTMENT OF COMMERCE			
GRANT FUNDS			
ANADROMOUS & GREAT LAKES FISH. CONTS., NMFS	7	11 401	\$417
ECON DEV-GRANTS TO STATES, EDA		11 304	\$450
ECON DEV-SUPPORT FOR PLANNING ORGS, EDA		11 307	\$61
TOTAL - GRANT FUNDS			\$928
OTHER FEDERAL FUNDS			
CENSUS SPECIAL TABULATIONS AND SERVICES		11 005	**
COASTAL ENERGY IMPACT FUND	3		\$366
COASTAL ZONE MANAGEMENT	1		\$892
COASTAL ZONE MANAGEMENT PROGRAM ADM., NOAA	1	11 410	\$2,250
CONSOLIDATED WORKING FUND, CENSUS			\$4
CONSOLIDATED WORKING FUND, NOAA	7		\$1,124
CURRENT STATISTICAL PROGRAMS, CENSUS			\$3
NAUTICAL CHARTS AND RELATED DATA, NOAA	7	11 401	**
OPERATIONS, RESEARCH, AND FACILITIES, NOAA	7		\$8,867
PERIODIC CENSUSES			\$70
WEATHER & RIVER FORECASTS & WARNINGS, NWS	7		\$477
TOTAL - OTHER FEDERAL FUNDS			\$14,053
AGENCY TOTAL - FEDERAL FUNDS			\$14,981

	PROGRATION CODE	CDA NO.	FY 1980 FUNDS
DEPARTMENT OF DEFENSE			
OTHER FEDERAL FUNDS			
MIL FUNCTIONS PRIME CONTRACTS	3		\$103
MILITARY PAY	10		\$169
MILITARY ACTIVE DUTY PAY	10		\$73
MILITARY P TIME SUPPLY CONTRACTS	3		\$2,950
MILITARY RESERVE AND NATIONAL GUARD PAY	10		\$1,271
MILITARY RETIRED PAY	10		\$574
TOTAL - OTHER FEDERAL FUNDS			\$5,140
AGENCY TOTAL - FEDERAL FUNDS			\$5,140

DEPARTMENT OF EDUCATION

	PROGRATION CODE	CDA NO.	FY 1980 FUNDS
GRANT FUNDS			
ADULT EDUCATION-STATE-ADMINISTERED PROGRAM		04 007	\$480
BASIC EDUCATIONAL OPPORTUNITY GRANT PROG		04 043	\$32
BASIC SKILLS IMPROVEMENT		04 105	\$100
CAREER EDUCATION STATE ALLOTMENT PROGRAM		04 104	\$128
CENTERS FOR INDEPENDENT LIVING		04 175	\$200
CIVIL RIGHTS TECHNICAL ASST. AND TRAINING		04 004	\$83
COLLEGE LIBRARY RESOURCES		04 005	\$2
COMMUNITY EDUCATION		04 081	\$45
EDUC DEPRIVED CHILDREN-LEA'S		04 010	\$137
EDUC *OR GIFTED & TALENTED CHILDREN & YTH		04 080	\$166
EDUCATIONAL INFORMATION CENTERS		04 090	\$50
GRTS TO STATES FOR STATE STUDENT INCENTIVE		04 049	\$169
HANDICAPPED JNCOY PROG-DEAF-BLIND CENTERS		04 075	\$172
HANDICAPPED PERSONNEL PREPARATION		04 077	\$150
HANDICAPPED PRESCHOOL AND SCHOOL PROGRAMS		04 077	\$15
INDIAN ED-FELLOWSHIPS FOR INDIAN STUDENTS		04 087	\$3
INDIAN ED-GRANTS TO LOCAL EDUCATIONAL AGCY		04 040	\$232
INSTRUCT MATERIALS AND SCHOOL LIBRARY RES		04 084	\$367
INTERLIBRARY COOPERATION		04 035	\$45
NAT DIFFUSION PRG (NAT DIFFUSION NETWORK)		04 073	\$46
NATIONAL DEFENSE/DIRECT STUDENT LOANS		04 034	\$21
NATL DEFENSE/DIR STUDENT LN CANCELLATIONS		04 037	\$2
PUBLIC LIBRARY SERVICES		04 034	\$297
REHABILITATION SERVICES-BASIC SUPPORT		04 170	\$3,003
REHABILITATION SERVICES-SPECIAL PROJECTS		04 170	\$36
REHABILITATION SVCS-INNOVATION & EXPANSION		04 170	\$50
REHABILITATION TRAINING		04 177	\$18
SAFE-MAINTENANCE AND OPERATION		04 041	\$16,973
STATE POSTSECONDARY ED-INTRASTATE PLANNING		04 071	\$32
SUPPLEMENTAL EDUCATIONAL OPPORTUNITY GRTS		04 007	\$13
TEACHER CENTERS		14 000	\$12
TEACHER CORPS-OPERATIONS AND TRAINING		04 045	\$33
UNIVERSITY COMMUNITY SERVICE GRTS TO STATES	4	04 046	\$71
VOC REHAB SVC SS DISABILITY BENEFICIARIES		04 127	\$199
VOCATIONAL ED-STATE ADVISORY COUNCILS		04 051	\$47
WOMEN'S EDUCATIONAL EQUITY		04 083	\$120
TOTAL - GRANT FUNDS			\$23,548

OTHER FEDERAL FUNDS			
RESEARCH AND RELATED ACTIVITIES, ED			\$605
S & E, DEPARTMENTAL MANAGEMENT, ED			\$4
SUPPLEMENTAL SECURITY INCOME PROGRAM			\$125
TOTAL - OTHER FEDERAL FUNDS			\$734
AGENCY TOTAL - FEDERAL FUNDS			\$24,283

DEPARTMENT OF ENERGY

OTHER FEDERAL FUNDS			
POWER MARKETING-RESOURCE APPLICATIONS	7		\$1,725
TOTAL - OTHER FEDERAL FUNDS			\$1,725
AGENCY TOTAL - FEDERAL FUNDS			\$1,725

DEPARTMENT OF HEALTH AND HUMAN SERVICES

	PROGRATION CODE	CDA NO.	FY 1980 FUNDS
GRANT FUNDS			
ALCOHOL CLINICAL TRAINING PROGRAMS, ADMHA		13 274	\$30
ALCOHOL FORMULA GRANTS, ADMHA		13 257	\$200
ALCOHOLISM TREATMENT AND REHAB PRGS, ADMHA		13 252	\$58
ASSISTANCE PAYMENTS-MAINTENANCE ASST., SSA	10	13 008	\$15,689
ASSISTANCE PAYMENTS-STATE & LOCAL TRG, SSA	10	13 010	\$56
CHILD DEVELOPMENT-HEAD START, OS		13 600	\$345
CHILD SUPPORT ENFORCEMENT, SSA		13 079	\$2,649
CHILD WELFARE SERVICES, OS		13 045	\$140
CHILDHOOD IMMUNIZATION GRANTS, CDC		13 244	\$156
COMP PUBLIC HLTH SVCS FORMULA GRANTS, HSA		13 210	\$246
CRIPPLED CHILDREN'S SERVICES, HSA		13 211	\$384
DEV DISABILITIES-BASIC SUPPORT, OS		13 030	\$252
DRUG ABUSE CLINICAL TRAINING PRGS, ADMHA		13 260	\$31
DRUG ABUSE COMMUNITY SERVICE PRGS., ADMHA		13 255	\$191
DRUG ABUSE EDUCATION PROGRAMS, ADMHA		13 275	\$56
DRUG ABUSE PREVENTION FORMULA GRTS., ADMHA		13 249	\$209
EMERGENCY MEDICAL SERVICES, HSA		13 244	\$600
HEALTH EDUCATION-RISK REDUCTION, CDC		13 041	\$509
HEALTH PLANNING-HEALTH SYSTEMS AGCIES, HRA		13 294	\$391
HYPERTENSION PROGRAM, HSA		13 047	\$24
MATERNAL AND CHILD HEALTH SERVICES, HSA		13 232	\$757
MEDICAL ASSISTANCE PROGRAM, HCFA		13 214	\$22,400
MENTAL HEALTH TRAINING GRANTS, ADMHA		13 244	\$156
NATIVE AMERICAN PROGRAMS, OS		13 013	\$88
PHS-VENEREAL DISEASE CONTROL GRANTS, CDC		13 077	\$180
PROG FOR AGING-NUTRITION SERVICES, OS		13 043	\$1,587
PROG FOR AGING-STATE & COMMUNITY PRGS, OS		13 032	\$1,528
PROG FOR AGING-TRAINING, OS		13 037	\$20
SOC SVCS LOW INCOME AND PUB ASST RECIP, OS		13 042	\$6,142
SPEC ALCOHOLISM PROJ-IMPL UNIF ACT, ADMHA		13 290	\$181
STATE HEALTH PLANNING & DEV. AGENCIES, HRA		13 243	\$433
STATE HLTH C-R PROVIDER SURVEY CERT, HCFA		13 277	\$196
WORK INCENTIVE PROGRAM, OS		13 046	\$363
TOTAL - GRANT FUNDS			\$56,046

FEDERAL INFORMATION EXCHANGE SYSTEM COUNTY SUMMARIES - AGENCY OPERATIONS

[Dollar amounts in thousands]

	PROGRATION CODE	CDA NO.	FY 1980 FUNDS		PROGRATION CODE	CDA NO.	FY 1980 FUNDS				
ALASKA—Con.											
OTHER FEDERAL FUNDS											
IMPAIRED SALARIES AND EXPENSES, SSA			\$414	VOCATIONAL ED-STATE PLNGG & EVALUATE, ETA	3	84 121	\$36				
MEDICARE-HOSPITAL INSURANCE, HCFA	13 773		\$1,445	WORK INCENTIVES PROGRAM, ETA	3	13 844	\$749				
MEDICARE-SUPP. MEDICAL INSURANCE, HCFA	13 774		\$536	YOUTH COMMUNITY CONSERVATION & IMPROV, ETA	3	17 777	\$386				
REFUGEE ASST-STATE ADMINISTERED PRGS, SSA	13 814		\$10	YOUTH EMPLOYMENT & TRAINING PROGRAMS, ETA	3	17 778	\$1,193				
SOCIAL SECURITY-DISABILITY INSURANCE, SSA	12		\$485	TOTAL - GRANT FUNDS			\$26,765				
SOCIAL SECURITY-RETIREMENT INSURANCE, SSA	12		\$2,968	OTHER FEDERAL FUNDS							
SOCIAL SECURITY-SURVIVORS INSURANCE, SSA	12		\$1,346	FED UNEMPLOYMENT BENEFITS & ALLOWANCES, ETA	17 775		\$285				
SS PAY STATES FOR DETERMIN OF DISABN, SSA			\$446	SPECIAL UNEMPLOYMENT ASSISTANCE, ETA	17 775		\$80				
SUPPLEMENTAL SECURITY INCOME, SSA	12		\$227	TRADE ADJUSTMENT ASSISTANCE, ETA	17 400		**				
TOTAL - OTHER FEDERAL FUNDS			\$7,878	TOTAL - OTHER FEDERAL FUNDS			\$366				
AGENCY TOTAL - FEDERAL FUNDS			\$63,924	AGENCY TOTAL - FEDERAL FUNDS			\$26,531				
DEPARTMENT OF HOUSING AND URBAN DEVELOPMENT											
GRANT FUNDS											
CJMM DEV BLOCK GRNTS-SMALL CITIES/DISC, CPD	14 319		\$120	AIRPORT PLANNING GRANT PROGRAM, FAA	20 103		\$214				
PUBLIC HOUSING ASSISTANCE PROGRAM, H	14 146		\$1,318	HIGHWAY PLANNING AND CONSTRUCTION, FHWA	20 205		\$27,289				
TOTAL - GRANT FUNDS			\$1,438	HIGHWAY STUDIES, FHWA	20 205		\$6				
OTHER FEDERAL FUNDS				TECHNICAL STUDIES PROGRAM, UMTA	20 505		\$40				
SECTION 8-LOWER INCOME HOUSING ASST PRG, H	14 154		\$203	TOTAL - GRANT FUNDS			\$27,549				
TOTAL - OTHER FEDERAL FUNDS			\$203	OTHER FEDERAL FUNDS							
AGENCY TOTAL - FEDERAL FUNDS			\$1,641	ACQUISITION, CONSTRUCTION & IMPROVE., CG			\$2				
INDIRECT FEDERAL SUPPORT *											
MOBILE HOME LOAN INSURANCE, H	14 310		(\$226)	COAST GUARD SUPPLY FUND			\$100				
PROPERTY IMPROVEMENT LOAN INSURANCE, H	14 142		(\$6)	FACILITIES AND EQUIPMENT, A/A TRUST FUND			\$60				
DEPARTMENT OF THE INTERIOR											
GRANT FUNDS											
ANADROMOUS FISH CONSERVATION, FWS	4	15 400	\$197	OPERATING EXPENSES, CG			\$5,137				
ENDANGERED SPECIES CONSERVATION, FWS	4	15 811	\$20	OPERATIONS AND RESEARCH, NHTSA			\$11				
FISH RESTORATION (DJ), FWS	4	15 405	\$1,455	OPERATIONS, FAA			\$1,927				
INDIAN EMPLOYMENT ASSISTANCE, BIA		15 108	\$1,316	POLLUTION FUND, CG			\$2,613				
INDIAN HOUSING ASSISTANCE, BIA		15 111	0	RETIRED PAY, CG			\$55				
INDIAN LOANS-ECONOMIC DEVELOPMENT, BIA		15 134	0	TOTAL - OTHER FEDERAL FUNDS			\$9,905				
OUTDOOR RECREATION-AQUIST, DEV & PLG, HCRS		15 400	4	AGENCY TOTAL - FEDERAL FUNDS			\$37,455				
REC SURFACE MIN & SRP EFF UNDRGRD MIN, SHARE		15 250	\$100	DEPARTMENT OF THE TREASURY							
WILDLIFE RESTORATION, FWS	4	15 611	\$3,522	GRANT FUNDS							
TOTAL - GRANT FUNDS			\$7,709	FISCAL ASSISTANCE TO STATE GOVERNMENT, ORS	31 300		\$7,682				
OTHER FEDERAL FUNDS				STATE AND LOCAL GOV FISCAL ASST TRUST FLND			\$779				
CONSOLIDATED WORKING FUND, BIA			\$159	TOTAL - GRANT FUNDS			\$8,461				
CONSOLIDATED WORKING FUND, BUREAU OF MINES			\$48	OTHER FEDERAL FUNDS							
CONSOLIDATED WORKING FUND, FWS	7		\$10	ADMINISTERING THE PUBLIC DEBT	10		\$6				
CONSTRUCTION, BUREAU OF INDIAN AFFAIRS			\$2	CLAIMS, JUDGMENTS, AND RELIEF ACTS			\$5				
CONSTRUCTION, NATIONAL PARK SERVICE	10		\$12	EXAMINATIONS AND APPEALS, IRS	19		\$41				
FEDERAL AID IN WILDLIFE RESTORATION	7		\$5	INVESTIGATIONS AND COLLECTIONS, IRS	19		\$111				
GEOL, MIN & WTR RES INVEST & TOPO MAP, GS	0		\$322	S & E, UNITED STATES CUSTOMS SERVICE			\$83				
INDIAN SOCIAL SERVICES-CHILD WELFARE, BIA		15 103	\$74	TOTAL - OTHER FEDERAL FUNDS			\$246				
INDIAN SOCIAL SERVICES-GENERAL ASST., BIA		15 113	\$3,525	AGENCY TOTAL - FEDERAL FUNDS			\$8,707				
LIQUIDATION-MOONAH HOUSING PRJ REV FD, BIA			\$20	INDIRECT FEDERAL SUPPORT *							
MIGRATORY BIRD CONSERVATION ACCOUNT	7		\$23	INTEREST ON THE PUBLIC DEBT	10		(\$1,628)				
MINES AND MINERALS			\$1,686	ACTION							
OPERATION AND MAINTENANCE, APA	7		\$12	OTHER FEDERAL FUNDS							
OPERATION OF INDIAN PROGRAMS, BIA			\$12,939	OPERATING EXPENSES, INTERNATIONAL PROGRAMS			\$15				
OPERATION OF THE NATIONAL PARK SYSTEM	10		\$582	TOTAL - OTHER FEDERAL FUNDS			\$15				
RESOURCE MANAGEMENT, FWS	7		\$697	AGENCY TOTAL - FEDERAL FUNDS			\$15				
ROAD CONSTRUCTION, BIA			\$514	COMMUNITY SERVICES ADMINISTRATION							
WORKING CAPITAL FUND, O/S, INTERIOR			\$63	GRANT FUNDS							
TOTAL - OTHER FEDERAL FUNDS			\$20,693	EMERGENCY ENERGY CONSERVATION SERVICES	49 014		\$905				
AGENCY TOTAL - FEDERAL FUNDS			\$28,401	STATE ECONOMIC OPPORTUNITY OFFICES	49 013		\$134				
INDIRECT FEDERAL SUPPORT *											
INDIAN LOAN GUARANTY & INSURANCE FUND, BIA			(\$1,327)	TOTAL - GRANT FUNDS			\$1,039				
AGENCY TOTAL - FEDERAL FUNDS			(\$1,327)	AGENCY TOTAL - FEDERAL FUNDS			\$1,039				
DEPARTMENT OF JUSTICE											
GRANT FUNDS											
ANTITRUST ENFORCEMENT GRANTS, OMF	7	16 700	\$85	ENVIRONMENTAL PROTECTION AGENCY							
CRIMINAL JUSTICE STATISTICS DEVELOP, BJS		16 550	\$122	GRANT FUNDS							
CRIMINAL JUSTICE-PART D FORMULA GRIS, LEAA		16 530	\$639	CONSTRUCTION MANAGEMENT ASST. GRANTS, WWM	44 438		\$279				
JADP-ALLOCATION TO STATES, LEAA		16 540	\$275	TOTAL - GRANT FUNDS			\$279				
PART E-NATIONAL PRIORITY PRG GRANTS, LEAA		16 537	\$84	AGENCY TOTAL - FEDERAL FUNDS			\$279				
PART F-DISCRETIONARY GRANTS, LEAA		16 531	\$437	GENERAL SERVICES ADMINISTRATION							
TOTAL - GRANT FUNDS			\$1,592	OTHER FEDERAL FUNDS							
AGENCY TOTAL - FEDERAL FUNDS			\$1,592	FEDERAL BUILDINGS FUND			\$457				
DEPARTMENT OF LABOR											
GRANT FUNDS											
COMPREHENSIVE EMPL. & TRNG. PROGRAMS, ETA	3	17 232	\$15,969	FEDERAL TELECOMMUNICATIONS FUND			\$674				
EMPLOYMENT SERVICES (CF A-LMI), ETA	3	17 207	\$631	WORKING CAPITAL FUND, GEN ACTIVITIES, GSA			\$544				
FEDERAL FOOD STAMP PROGRAM, ETA		10 541	\$683	TOTAL - OTHER FEDERAL FUNDS			\$1,675				
INDIAN EMPLOYMENT & TRAINING PROGRAM, ETA	3	17 234	\$2,155	AGENCY TOTAL - FEDERAL FUNDS			\$1,675				
OPERATIONAL GRANTS, OSHA		17 500	\$1,022	NATIONAL ENDOWMENT FOR THE ARTS							
SENIOR COMMUNITY SVC EMPLOYMENT PROG, ETA	0	17 235	\$1,115	GRANT FUNDS							
SPECIAL PRGS/ACTIVITIES DISADVANTAGED, ETA	3	17 241	\$209	EXPANSION ARTS PROGRAMS	43 010		\$5				
STATISTICAL OPERATIONAL GRANTS, OSHA		17 500	\$61	LITERATURE PROGRAMS	43 004		\$10				
YOUTH EMPLOYMENT PROGRAMS, ETA	0	17 237	\$1,204	MUSIC PROGRAMS	43 001		\$5				
UNEMPLOYMENT INSURANCE, ETA		17 233	\$752	TOTAL - GRANT FUNDS			\$20				
				AGENCY TOTAL - FEDERAL FUNDS			\$20				
				INDIRECT FEDERAL SUPPORT *							
				MUSIC PROGRAMS	43 005		(\$5)				



FEDERAL INFORMATION EXCHANGE SYSTEM COUNTY SUMMARIES - AGENCY OPERATIONS

[Dollar amounts in thousands]

	PROGRATION CODE	CFDA NO.	FY 1980 FUNDS		PROGRATION CODE	CFDA NO.	FY 1980 FUNDS
ALASKA—Con.							
NATIONAL SCIENCE FOUNDATION							
GRANT FUNDS							
SCIENTIFIC, TECHNOLOGICAL, & INTL. AFFAIRS		47 058 ..	\$1	WORKING CAPITAL FUND, FS	18		\$13
TOTAL - GRANT FUNDS			\$1	YOUTH CONSERVATION CORPS, FS	18	10 041 ..	\$66
AGENCY TOTAL - FEDERAL FUNDS			\$1	TOTAL - OTHER FEDERAL FUNDS			\$1,095
OFFICE OF PERSONNEL MANAGEMENT				AGENCY TOTAL - FEDERAL FUNDS			
OTHER FEDERAL FUNDS							
CIVIL SERVICE RETIREMENT & DISABILITY FUND			\$1,384	INDIRECT FEDERAL SUPPORT *			
TOTAL - OTHER FEDERAL FUNDS			\$1,384	BUSINESS AND INDUSTRIAL LOANS, FMMA	10 472 ..		(\$1,800)
AGENCY TOTAL - FEDERAL FUNDS			\$1,384	COMMUNITY FACILITIES LOANS, FMMA	10 473 ..		(\$2,722)
POSTAL SERVICE				DEPARTMENT OF COMMERCE			
OTHER FEDERAL FUNDS				GRANT FUNDS			
POSTAL SERVICE FUND		18	\$2,296	ECON DEV-GRANTS & LOANS-PUBLIC WORKS, EDA	11 200 ..		\$1,260
TOTAL - OTHER FEDERAL FUNDS			\$2,296	ECON DEV-SUPPORT FOR PLANNING ORGS, EDA	11 203 ..		\$54
AGENCY TOTAL - FEDERAL FUNDS			\$2,296	TOTAL - GRANT FUNDS			\$1,314
RAILROAD RETIREMENT BOARD				OTHER FEDERAL FUNDS			
OTHER FEDERAL FUNDS							
RAILROAD RETIREMENT ACCOUNT	21	37 001 ..	\$36	CENSUS SPECIAL TABULATIONS AND SERVICES	11 005 ..		**
RAILROAD UNEMPLOYMENT INSURANCE ACCOUNT	21	37 001 ..	\$3	CONSOLIDATED WORKING FUND, CENSUS			\$6
TOTAL - OTHER FEDERAL FUNDS			\$39	CONSOLIDATED WORKING FUND, NOAA	7		\$4
AGENCY TOTAL - FEDERAL FUNDS			\$39	OPERATIONS, RESEARCH, AND FACILITIES, NOAA	7		\$49
SMALL BUSINESS ADMINISTRATION				PERIODIC CENSUSES			
OTHER FEDERAL FUNDS				WEATHER & RIVER FORECASTS & WARNINGS, NWS			
PHYSICAL DISASTER LOANS		59 008 ..	\$1	TOTAL - OTHER FEDERAL FUNDS			\$176
TOTAL - OTHER FEDERAL FUNDS			\$1	AGENCY TOTAL - FEDERAL FUNDS			\$1,490
AGENCY TOTAL - FEDERAL FUNDS			\$1	INDIRECT FEDERAL SUPPORT *			
INDIRECT FEDERAL SUPPORT *				FISHERY VESSEL OBLIGATION GUARANTEES, NMFS			
SMALL BUSINESS LOANS		59 012 ..	(\$419)	TOTAL - OTHER FEDERAL FUNDS			(\$2,198)
VETERANS ADMINISTRATION				DEPARTMENT OF DEFENSE			
OTHER FEDERAL FUNDS				OTHER FEDERAL FUNDS			
AUTOS & SPECIAL EQUIPMENT, DISABLED VETS	12	64 100 ..	**	CIVIL FUNCTIONS PRIME CONTRACTS	8		\$133
COMMUNITY NURSING HOME CARE	12	64 002 ..	\$227	CIVILIAN PAY	13		\$164
COMPENSATION TO DEPENDENTS, VETS S/C DEATH	12	64 102 ..	\$2	MILITARY ACTIVE DUTY PAY	13		\$54
DEPENDENTS INDEMNITY COMPENSATION (DIK)	12	64 110 ..	\$46	MILITARY PRIME SUPPLY CONTRACTS	8		\$2,755
GENERAL OPERATING EXPENSES			\$1,369	MILITARY RESERVE AND NATIONAL GUARD PAY	13		\$13
MEDICAL ADMIN. & MISC. OPERATING EXPENSES			\$3	MILITARY RETIRED PAY	13		\$619
SONS, DAUGHTERS, WIVES & WIDOWS EDUCATION	12	64 117 ..	\$8	TOTAL - OTHER FEDERAL FUNDS			\$3,738
VETERANS DEATH PENSION	12	64 105 ..	\$37	AGENCY TOTAL - FEDERAL FUNDS			\$3,738
VETERANS DISABILITY COMPENSATION	12	64 109 ..	\$318	DEPARTMENT OF EDUCATION			
VETERANS DISABILITY PENSION	12	64 104 ..	\$41	GRANT FUNDS			
VETERANS HOSPITALIZATION	12	64 009 ..	\$20,777	BASIC EDUCATIONAL OPPORTUNITY GRANT PROG	64 043 ..		\$105
VETERANS INSURANCE AND INDEMNITIES	12	64 103 ..	\$78	COLLEGE LIBRARY RESOURCES	64 005 ..		\$2
VETERANS READJUSTMENT TRAINING	12	64 111 ..	\$203	EDUC DEPRIVED CHILDREN-LEA'S	64 010 ..		\$192
VETS BURIAL AWARDS & OTHER MUSC BENEF PMT	12	64 101 ..	\$8	SAFE-MAINTENANCE AND OPERATION	64 041 ..		\$491
VOCATIONAL REHAB. TRNG. FOR DISABLED VETS	12	64 116 ..	\$3	TOTAL - GRANT FUNDS			\$789
TOTAL - OTHER FEDERAL FUNDS			\$23,121	AGENCY TOTAL - FEDERAL FUNDS			\$789
AGENCY TOTAL - FEDERAL FUNDS			\$23,121	DEPARTMENT OF ENERGY			
INDIRECT FEDERAL SUPPORT *				GRANT FUNDS			
VETERANS GUARANTEED AND INSURED LOANS		64 114 ..	(\$1,600)	GEOTHERMAL/HYDROTHERMAL-RESOURCE APPLIC	7		\$5
WATER RESOURCES COUNCIL				STATE & LOCAL-CONSERV & SOLAR APPLICATION			
GRANT FUNDS				TOTAL - GRANT FUNDS			
WATER RESOURCES PLANNING		63 001 ..	\$252	AGENCY TOTAL - FEDERAL FUNDS			\$75
TOTAL - GRANT FUNDS			\$252	DEPARTMENT OF HEALTH AND HUMAN SERVICES			
AGENCY TOTAL - FEDERAL FUNDS			\$252	GRANT FUNDS			
COUNTY TOTAL - GRANT FUNDS			\$157,559	ALCOHOLISM TREATMENT AND REHAB PRGS, ADMAHA	13 213 ..		\$118
COUNTY TOTAL - OTHER FEDERAL FUNDS			\$100,267	TOTAL - GRANT FUNDS			\$118
COUNTY TOTAL - FEDERAL FUNDS			\$257,825	OTHER FEDERAL FUNDS			
COUNTY-KENAI PENINSULA				HEALTH SERVICES, HSA			
DEPARTMENT OF AGRICULTURE				MEDICARE-HOSPITAL INSURANCE, HCFA			
GRANT FUNDS				MEDICARE-SUPP. MEDICAL INSURANCE, HCFA			
AGRICULTURAL CONSERVATION PROGRAM, ASCS		10 062 ..	\$42	SOCIAL SECURITY-DISABILITY INSURANCE, SSA	13	13 902 ..	\$843
FOOD STAMP BONUS COUPONS, FNS	1	10 351 ..	\$2,084	SOCIAL SECURITY-RETIREMENT INSURANCE, SSA	13	13 803 ..	\$2,861
NATIONAL SCHOOL LUNCH PROGRAM-CASH, FNS	10	10 333 ..	\$287	SOCIAL SECURITY-SURVIVORS INSURANCE, SSA	13	13 803 ..	\$1,641
SPECIAL MILK PROGRAM FOR CHILDREN, FNS	10	10 356 ..	\$9	SUPPLEMENTAL SECURITY INCOME, SSA	13	13 807 ..	\$249
TOTAL - GRANT FUNDS			\$2,422	TOTAL - OTHER FEDERAL FUNDS			\$5,861
OTHER FEDERAL FUNDS				AGENCY TOTAL - FEDERAL FUNDS			
CONSERVATION OPERATIONS, SCS			\$2				\$5,979
FOREST MANAGE, PROTECTION, AND UTILIZATION	18		\$830	DEPARTMENT OF HOUSING AND URBAN DEVELOPMENT			
NATIONAL WOOL ACT PAYMENTS, CCC	10 058 ..		\$4	GRANT FUNDS			
S & E, ASCS			\$3	COMM DEV BLOCK GRNTS-SMALL CITIES/DISC, CPD	16 310 ..		\$230
S & E, FARMERS HOME ADMINISTRATION			\$87	TOTAL - GRANT FUNDS			\$230
SNOW SURVEY & WATER SUPPL. FORECASTING, SCS	10 907 ..		\$5	OTHER FEDERAL FUNDS			
SOIL AND WATER CONSERVATION, SCS	10 907 ..		\$37	SECTION B-LOWER INCOME HOUSING ASST PRG, H	16 136 ..		\$134
SOIL SURVEY, SCS	10 903 ..		\$49	TOTAL - OTHER FEDERAL FUNDS			\$134
				AGENCY TOTAL - FEDERAL FUNDS			
				INDIRECT FEDERAL SUPPORT *			
				MOBILE HOME LOAN INSURANCE, H			
				MORTGAGE INSURANCE-HOMES, H			

FEDERAL INFORMATION EXCHANGE SYSTEM COUNTY SUMMARIES - AGENCY OPERATIONS

(Dollar amounts in thousands)

	PROGATION CODE	CFDA NO.	FY 1990 FUNDS
ALASKA—Con.			
PROPERTY IMPROVEMENT LOAN INSURANCE, H		14 143..	\$24)
DEPARTMENT OF THE INTERIOR			
GRANT FUNDS			
NATIONAL WILDLIFE REFUGE FUND.....			**
OUTDOOR RECREATION-AQUIST, DEV & PLG, HORS		13 400..	\$150
PAYMENT IN LIEU OF TAXES, BLM.....			\$681
TOTAL - GRANT FUNDS			\$830
OTHER FEDERAL FUNDS			
CONSTRUCTION AND ANADROMOUS FISH	7.....		\$17
CONTRIBUTED FUNDS, FWS.....	7.....		**
DEVELOPMENT AND OPER-RECREATIONAL FAC, FWS	7.....		\$7
NATIONAL WILDLIFE REFUGE FUND.....	7.....		\$32
RESOURCE MANAGEMENT, FWS	7.....		\$586
ROAD CONSTRUCTION, BLM.....	7.....		\$678
SUPPORT FISH TECHNICAL ASSISTANCE, FWS.....	7.....	13 406..	\$9
WILDLIFE RESEARCH INFORMATION, FWS	7.....	13 610..	\$100
WORKING CAPITAL FUND, O/S, INTERIOR			\$1,134
TOTAL - OTHER FEDERAL FUNDS			\$2,564
AGENCY TOTAL - FEDERAL FUNDS.....			\$3,395
DEPARTMENT OF LABOR			
GRANT FUNDS			
EMPLOYMENT SERVICES (CETA-LMI), ETA		17 207..	\$314
UNEMPLOYMENT INSURANCE, ETA.....		17 223..	\$564
TOTAL - GRANT FUNDS			\$878
OTHER FEDERAL FUNDS			
FED UNEMPLOYMENT BENEFITS & ALLOWANCES, ETA		17 223..	\$349
SPECIAL UNEMPLOYMENT ASSISTANCE, ETA		17 223..	\$98
TRADE ADJUSTMENT ASSISTANCE, ETA		17 402..	**
TOTAL - OTHER FEDERAL FUNDS			\$447
AGENCY TOTAL - FEDERAL FUNDS.....			\$1,325
DEPARTMENT OF TRANSPORTATION			
GRANT FUNDS			
AIRPORT PLANNING GRANT PROGRAM, FAA		20 103..	\$702
HIGHWAY PLANNING AND CONSTRUCTION, FHWA		20 205..	\$4,063
TOTAL - GRANT FUNDS			\$4,765
OTHER FEDERAL FUNDS			
ALASKA RAILROAD REVOLVING FUND, FRA			\$5,424
COAST GUARD SUPPLY FUND.....			\$9
FACILITIES AND EQUIPMENT, A/A TRUST FUND			\$87
OPERATING EXPENSES, CG			\$330
OPERATIONS, FAA			\$591
TOTAL - OTHER FEDERAL FUNDS.....			\$6,441
AGENCY TOTAL - FEDERAL FUNDS.....			\$11,207
DEPARTMENT OF THE TREASURY			
GRANT FUNDS			
STATE AND LOCAL GOV FISCAL ASST TRUST FUND			\$1,188
TOTAL - GRANT FUNDS			\$1,188
OTHER FEDERAL FUNDS			
ADMINISTERING THE PUBLIC DEBT	10		\$2
TOTAL - OTHER FEDERAL FUNDS.....			\$2
AGENCY TOTAL - FEDERAL FUNDS.....			\$1,190
INDIRECT FEDERAL SUPPORT *			
INTEREST ON THE PUBLIC DEBT	10		(\$1,870)
GENERAL SERVICES ADMINISTRATION			
OTHER FEDERAL FUNDS			
FEDERAL BUILDINGS FUND.....			\$89
TOTAL - OTHER FEDERAL FUNDS.....			\$89
AGENCY TOTAL - FEDERAL FUNDS.....			\$89
NATIONAL ENDOWMENT FOR THE ARTS			
GRANT FUNDS			
VISUAL ARTS PROGRAMS		45 009..	\$5
TOTAL - GRANT FUNDS			\$5
AGENCY TOTAL - FEDERAL FUNDS.....			\$5
OFFICE OF PERSONNEL MANAGEMENT			
OTHER FEDERAL FUNDS			
CIVIL SERVICE RETIREMENT & DISABILITY FUND	8		\$1,318
TOTAL - OTHER FEDERAL FUNDS.....			\$1,318
AGENCY TOTAL - FEDERAL FUNDS.....			\$1,318
POSTAL SERVICE			
OTHER FEDERAL FUNDS			
POSTAL SERVICE FUND.....	15		\$1,888
TOTAL - OTHER FEDERAL FUNDS.....			\$1,888
AGENCY TOTAL - FEDERAL FUNDS.....			\$1,888

RAILROAD RETIREMENT BOARD

	PROGATION CODE	CFDA NO.	FY 1990 FUNDS
OTHER FEDERAL FUNDS			
RAILROAD RETIREMENT ACCOUNT.....	31	37 001..	\$32
RAILROAD UNEMPLOYMENT INSURANCE ACCOUNT.....	31	37 001..	\$4
TOTAL - OTHER FEDERAL FUNDS.....			\$36
AGENCY TOTAL - FEDERAL FUNDS.....			\$36
SMALL BUSINESS ADMINISTRATION			
OTHER FEDERAL FUNDS			
SMALL BUSINESS LOANS.....		19 011..	\$101
TOTAL - OTHER FEDERAL FUNDS.....			\$101
AGENCY TOTAL - FEDERAL FUNDS.....			\$101
INDIRECT FEDERAL SUPPORT *			
SMALL BUSINESS LOANS.....		19 012..	(\$1,492)
VETERANS ADMINISTRATION			
OTHER FEDERAL FUNDS			
AUTOS & SPECIAL EQUIPMENT, DISABLED VETS.....	13	64 100..	\$1
COMPENSATION TO DEPENDENTS, VETS S/C DEATH.....	13	64 102..	\$3
DEPENDENTS INDEMNITY COMPENSATION (DIC).....	13	64 110..	\$60
SONS, DAUGHTERS, WIVES & WIDOWS EDUCATION.....	13	64 117..	\$10
VETS' ANS DEATH PENSION.....	13	64 105..	\$48
VETERANS COMPENSATION.....	13	64 109..	\$414
VETERANS DISABILITY PENSION.....	13	64 104..	\$53
VETERANS INSURANCE AND INDEMNITIES.....	13	64 103..	\$101
VETERANS READJUSTMENT TRAINING	13	64 111..	\$264
VETS BURIAL AWARDS & OTHER AMSC BENEF PMT.....	13	64 101..	\$10
VOCATIONAL REHAB. TRNG. FOR DISABLED VETS.....	13	64 114..	\$4
TOTAL - OTHER FEDERAL FUNDS.....			\$949
AGENCY TOTAL - FEDERAL FUNDS.....			\$949
INDIRECT FEDERAL SUPPORT *			
VETERANS GUARANTEED AND INSURED LOANS.....		64 116..	(\$1,481)
COUNTY TOTAL - GRANT FUNDS			\$12,615
COUNTY TOTAL - OTHER FEDERAL FUNDS			\$24,861
COUNTY TOTAL - FEDERAL FUNDS			\$37,476

COUNTY-KETCHIKAN GATEWAY

DEPARTMENT OF AGRICULTURE

	PROGATION CODE	CFDA NO.	FY 1990 FUNDS
GRANT FUNDS			
EQUIP ASST PROG-SCHOOL FOOD SVC PROG, FHS	10	10 534..	\$1
FOOD STAMP BONUS COUPONS, FHS	1	10 511..	\$698
NATIONAL SCHOOL LUNCH PROGRAM-CASH, FHS	10	10 533..	\$125
NUTRITION PROGRAMS FOR THE ELDERLY, FHS	11	10 530..	\$5
SPECIAL MILK PROGRAM FOR CHILDREN, FHS	10	10 536..	\$2
TOTAL - GRANT FUNDS			\$831
OTHER FEDERAL FUNDS			
BRUSH DISPOSAL, FS.....	14		\$3
FOREST MANAGE, PROTECTION, AND UTILIZATION	14		\$4,622
TIMBER SALVAGE SALES, FS	14		\$49
WORKING CAPITAL FUND, FS	18		\$103
YOUTH CONSERVATION CORPS, FS	16	10 641..	\$44
TOTAL - OTHER FEDERAL FUNDS.....			\$4,821
AGENCY TOTAL - FEDERAL FUNDS.....			\$5,653
INDIRECT FEDERAL SUPPORT *			
DONATION OF COMM. TO SCHOOL LUNCH, FHS	10	10 530..	(\$4)
FOOD DISTRIBUTION TO INSTITUTIONS, FHS	10	10 530..	(\$6)
FOOD DISTRIBUTION TO SCHOOLS, FHS	10	10 530..	(\$28)

DEPARTMENT OF COMMERCE

	PROGATION CODE	CFDA NO.	FY 1990 FUNDS
GRANT FUNDS			
ECON DEV-TECHNICAL ASSISTANCE, EDA		11 303..	\$25
TOTAL - GRANT FUNDS			\$25
OTHER FEDERAL FUNDS			
CENSUS SPECIAL TABULATIONS AND SERVICES		11 005..	**
CONSOLIDATED WORKING FUND, CENSUS			\$1
CONSOLIDATED WORKING FUND, NOAA	7		\$9
CURRENT STATISTICAL PROGRAMS, CENSUS			\$1
OPERATIONS, RESEARCH, AND FACILITIES, NOAA	7		\$164
PERIODIC CENSUSES.....			\$49
PROMOTE AND DEVELOP FISHERY PRODUCTS, NOAA	7		\$18
TOTAL - OTHER FEDERAL FUNDS.....			\$243
AGENCY TOTAL - FEDERAL FUNDS.....			\$268

DEPARTMENT OF DEFENSE

	PROGATION CODE	CFDA NO.	FY 1990 FUNDS
OTHER FEDERAL FUNDS			
CIVILIAN PAY	11		\$19
MILITARY PRIME SERVICE CONTRACTS	5		\$300
MILITARY RESERVE AND NATIONAL GUARD PAY	11		\$381
MILITARY RETIRED PAY	11		\$245
TOTAL - OTHER FEDERAL FUNDS.....			\$945
AGENCY TOTAL - FEDERAL FUNDS.....			\$945

DEPARTMENT OF EDUCATION

	PROGATION CODE	CFDA NO.	FY 1990 FUNDS
GRANT FUNDS			
COLLEGE LIBRARY RESOURCES		84 003..	\$2

FEDERAL INFORMATION EXCHANGE SYSTEM COUNTY SUMMARIES - AGENCY OPERATIONS

[Dollar amounts in thousands]

	PROGR. CODE	CFDA NO.	FY 1980 FUNDS		PROGR. CODE	CFDA NO.	FY 1980 FUNDS
ALASKA—Con.				OTHER FEDERAL FUNDS			
EDUC DEPRIVED CHILDREN-LEA'S.....		84 010	\$133	ADMINISTERING THE PUBLIC DEBT.....	10		**
INDIAN ED-GRANTS TO LOCAL EDUCATIONAL AGCY.....		84 060	\$176	S & E, UNITED STATES CUSTOMS SERVICE.....			\$138
INSTITUTE OF MUSEUM SERVICES.....		84 113	\$28	TOTAL - OTHER FEDERAL FUNDS.....			\$133
SAFA-MAINTENANCE AND OPERATION.....		84 061	\$664	AGENCY TOTAL - FEDERAL FUNDS.....			\$734
TOTAL - GRANT FUNDS.....			\$1,002	INDIRECT FEDERAL SUPPORT *			
AGENCY TOTAL - FEDERAL FUNDS.....			\$1,002	INTEREST ON THE PUBLIC DEBT.....	10		(\$1,143)
DEPARTMENT OF HEALTH AND HUMAN SERVICES				AGENCY FOR INTERNATIONAL DEVELOPMENT			
GRANT FUNDS				OTHER FEDERAL FUNDS			
ALCOHOLISM TREATMENT AND REHAB PRGS, ADMHA.....		12 252	\$20	FUNCTIONAL DEVELOPMENT ASSISTANCE PROGRAM.....	23		\$9,510
SOCIAL & NUTRITION SVCS-OLDER INDIANS, OS.....		12 455	\$65	TOTAL - OTHER FEDERAL FUNDS.....			\$9,510
TOTAL - GRANT FUNDS.....			\$85	AGENCY TOTAL - FEDERAL FUNDS.....			\$9,510
OTHER FEDERAL FUNDS				ENVIRONMENTAL PROTECTION AGENCY			
HEALTH SERVICES, HSA.....			\$174	GRANT FUNDS			
INDIAN HEALTH SERVICES-HLTH MGT & DEV, HSA.....		12 228	\$68	CONST TRTS FOR WASTEWATER TREAT WORKS, WWM.....	84 418		\$10,430
MEDICARE-HOSPITAL INSURANCE, HCFA.....		12 773	\$1,356	TOTAL - GRANT FUNDS.....			\$10,430
MEDICARE-SUPP. MEDICAL INSURANCE, HCFA.....		12 774	\$514	AGENCY TOTAL - FEDERAL FUNDS.....			\$10,430
SOCIAL SECURITY-DISABILITY INSURANCE, SSA.....		12 802	\$424	GENERAL SERVICES ADMINISTRATION			
SOCIAL SECURITY-RETIREMENT INSURANCE, SSA.....		12 803	\$2,364	OTHER FEDERAL FUNDS			
SOCIAL SECURITY-SURVIVORS INSURANCE, SSA.....		12 805	\$1,012	FEDERAL BUILDINGS FUND.....			\$130
SUPPLEMENTAL SECURITY INCOME, SSA.....		12 807	**	GENERAL SUPPLY FUND, PERSONAL PROPERTY ACT.....			\$172
TOTAL - OTHER FEDERAL FUNDS.....			\$5,911	TOTAL - OTHER FEDERAL FUNDS.....			\$302
AGENCY TOTAL - FEDERAL FUNDS.....			\$5,996	AGENCY TOTAL - FEDERAL FUNDS.....			\$302
DEPARTMENT OF HOUSING AND URBAN DEVELOPMENT				OFFICE OF PERSONNEL MANAGEMENT			
GRANT FUNDS				OTHER FEDERAL FUNDS			
COMM DEV BLOCK GRNTS-SMALL CITIES/DISC, CPD.....		14 219	\$400	CIVIL SERVICE RETIREMENT & DISABILITY FUND.....	8		\$889
TOTAL - GRANT FUNDS.....			\$400	TOTAL - OTHER FEDERAL FUNDS.....			\$889
AGENCY TOTAL - FEDERAL FUNDS.....			\$400	AGENCY TOTAL - FEDERAL FUNDS.....			\$889
INDIRECT FEDERAL SUPPORT *				POSTAL SERVICE			
PROPERTY IMPROVEMENT LOAN INSURANCE, H.....		14 142	(\$3)	OTHER FEDERAL FUNDS			
DEPARTMENT OF THE INTERIOR				POSTAL SERVICE FUND.....			
GRANT FUNDS							\$1,185
OUTDOOR RECREATION-ADULT, DEV & PLG, HCRS.....		15 400	\$51	TOTAL - OTHER FEDERAL FUNDS.....			\$1,185
PAYMENT IN LIEU OF TAXES, BLM.....			\$224	AGENCY TOTAL - FEDERAL FUNDS.....			\$1,185
TOTAL - GRANT FUNDS.....			\$276	RAILROAD RETIREMENT BOARD			
OTHER FEDERAL FUNDS				OTHER FEDERAL FUNDS			
CONSTRUCTION AND REHABILITATION, WPRS.....		16	\$220	RAILROAD RETIREMENT ACCOUNT.....	21	27 001	\$4
RESOURCE MANAGEMENT, FWS.....		7	\$75	TOTAL - OTHER FEDERAL FUNDS.....			\$4
WORKING CAPITAL FUND, O/S, INTERIOR.....			\$214	AGENCY TOTAL - FEDERAL FUNDS.....			\$4
TOTAL - OTHER FEDERAL FUNDS.....			\$509	SMALL BUSINESS ADMINISTRATION			
AGENCY TOTAL - FEDERAL FUNDS.....			\$784	INDIRECT FEDERAL SUPPORT *			
DEPARTMENT OF JUSTICE				SMALL BUSINESS LOANS.....			
OTHER FEDERAL FUNDS						39 012	(\$176)
S & E, IMMIGRATION AND NATURALIZATION SVC.....		19	\$90	VETERANS ADMINISTRATION			
TOTAL - OTHER FEDERAL FUNDS.....			\$90	OTHER FEDERAL FUNDS			
AGENCY TOTAL - FEDERAL FUNDS.....			\$90	AUTOS & SPECIAL EQUIPMENT, DISABLED VETS.....	12	84 100	**
DEPARTMENT OF LABOR				COMPENSATION TO DEPENDENTS, VETS S/C DEATH.....	12	84 102	\$2
GRANT FUNDS				DEPENDENTS INDEMNITY COMPENSATION (DIC).....	12	84 110	\$33
EMPLOYMENT SERVICES (CETA-LMJ), ETA.....		12 207	\$366	SONS, DAUGHTERS, WIVES & WIDOWS EDUCATION.....	12	84 117	\$6
UNEMPLOYMENT INSURANCE, ETA.....		12 213	\$564	VETERANS DEATH PENSION.....	12	84 105	\$27
TOTAL - GRANT FUNDS.....			\$930	VETERANS DISABILITY COMPENSATION.....	12	84 109	\$230
OTHER FEDERAL FUNDS				VETERANS DISABILITY PENSION.....	12	84 104	\$30
FED UNEMPLOYMENT BENEFITS & ALLOWNCES, ETA.....		12 215	\$211	VETERANS INSURANCE AND INDEMNITIES.....	12	84 103	\$56
SPECIAL UNEMPLOYMENT ASSISTANCE, ETA.....		12 215	\$59	VETERANS READJUSTMENT TRAINING.....	12	84 111	\$147
TRADE ADJUSTMENT ASSISTANCE, ETA.....		12 600	**	VETS BURIAL AWARDS & OTHER MUSC BENEF PAY.....	12	84 101	\$6
TOTAL - OTHER FEDERAL FUNDS.....			\$271	VOCATIONAL REHAB. TRNG. FOR DISABLED VETS.....	12	84 116	\$2
AGENCY TOTAL - FEDERAL FUNDS.....			\$1,201	TOTAL - OTHER FEDERAL FUNDS.....			\$537
DEPARTMENT OF TRANSPORTATION				AGENCY TOTAL - FEDERAL FUNDS.....			\$537
GRANT FUNDS				COUNTY TOTAL - GRANT FUNDS.....			\$15,200
AIRPORT PLANNING GRANT PROGRAM, FAA.....		20 102	\$138	COUNTY TOTAL - OTHER FEDERAL FUNDS.....			\$36,823
HIGHWAY PLANNING AND CONSTRUCTION, FHWA.....		20 205	\$487	COUNTY TOTAL - FEDERAL FUNDS.....			\$52,023
TOTAL - GRANT FUNDS.....			\$625	COUNTY-KOBUK			
OTHER FEDERAL FUNDS				DEPARTMENT OF AGRICULTURE			
COAST GUARD SUPPLY FUND.....			\$137	GRANT FUNDS			
FACILITIES AND EQUIPMENT, A/A TRUST FUND.....			\$80	CHILD CARE FOOD PROGRAM, FNS.....	10	10 558	\$7
OPERATING EXPENSES, CG.....			\$10,742	EQUIP ASST PROG-SCHOOL FOOD SVC PROG, FNS.....	10	10 554	\$1
OPERATIONS, FAA.....			\$477	FOOD STAMP BONUS COUPONS, FNS.....	10	10 551	\$1,133
POLLUTION FUND, CG.....			\$31	NATIONAL SCHOOL LUNCH PROGRAM-CASH, FNS.....	10	10 553	\$263
TOTAL - OTHER FEDERAL FUNDS.....			\$11,467	SCHOOL BREAKFAST PROGRAM, FNS.....	10	10 552	\$5
AGENCY TOTAL - FEDERAL FUNDS.....			\$12,092	SUPP. FOOD-WOMEN, INFANTS & CHILDREN, FNS.....	10	10 557	\$98
DEPARTMENT OF THE TREASURY				TOTAL - GRANT FUNDS.....			\$1,510
GRANT FUNDS				AGENCY TOTAL - FEDERAL FUNDS.....			\$1,510
STATE AND LOCAL GOV FISCAL ASST TRUST FUND.....			\$596	INDIRECT FEDERAL SUPPORT *			
TOTAL - GRANT FUNDS.....			\$596	DONATION OF COMM. TO SCHOOL LUNCH, FNS.....	10	10 550	(\$5)
				FOOD DISTRIBUTION TO SCHOOLS, FNS.....	10	10 550	(\$47)
				RURAL ELECTRIC LOANS & LN. GUARANTEES, REA.....	1	10 890	(\$910)

FEDERAL INFORMATION EXCHANGE SYSTEM COUNTY SUMMARIES - AGENCY OPERATIONS

(Dollar amounts in thousands)

	PROGATION CODE	CTDA NO.	FY 1980 FUNDS		PROGATION CODE	CTDA NO.	FY 1980 FUNDS		
ALASKA—Con.				OTHER FEDERAL FUNDS					
DEPARTMENT OF COMMERCE				COAST GUARD SUPPLY FUND.....				**	
GRANT FUNDS				FACILITIES AND EQUIPMENT, A/A TRUST FUND.....				\$139	
ECON DEV-PUBLIC WORKS IMPACT PROJECTS, EDA.....				11 104			\$283		
ECON DEV-SUPPORT FOR PLANNING ORGS, EDA.....				11 307			\$105		
TOTAL - GRANT FUNDS.....							\$348		
OTHER FEDERAL FUNDS				TOTAL - OTHER FEDERAL FUNDS.....				\$1,162	
CONSOLIDATED WORKING FUND, MOAA.....				7			\$10		
OPERATIONS, RESEARCH, AND FACILITIES, MOAA.....				7			\$154		
PERIODIC CENSUSES.....							\$16		
WEATHER & RIVER FORECASTS & WARNINGS, MWS.....				7			\$42		
TOTAL - OTHER FEDERAL FUNDS.....							\$222		
AGENCY TOTAL - FEDERAL FUNDS.....							\$590		
DEPARTMENT OF DEFENSE				DEPARTMENT OF THE TREASURY					
OTHER FEDERAL FUNDS				GRANT FUNDS					
CIVILIAN PAY.....				13			\$137		
MILITARY ACTIVE DUTY PAY.....				15			\$322		
MILITARY PRIME SERVICE CONTRACTS.....				8			\$22		
MILITARY RESERVE AND NATIONAL GUARD PAY.....				18			\$1,478		
MILITARY RETIRED PAY.....				12			\$70		
TOTAL - OTHER FEDERAL FUNDS.....							\$2,029		
AGENCY TOTAL - FEDERAL FUNDS.....							\$2,029		
DEPARTMENT OF EDUCATION				INDIRECT FEDERAL SUPPORT *					
GRANT FUNDS				INTEREST ON THE PUBLIC DEBT.....				10	(\$450)
EDUC DEPRIVED CHILDREN-LEA'S.....				54 110			\$293		
INDIAN ED-GRANTS TO LOCAL EDUCATIONAL AGCY.....				84 060			\$424		
SAFE-MAINTENANCE AND OPERATION.....				84 041			\$2,964		
TEACHER CENTERS.....				84 008			\$109		
TOTAL - GRANT FUNDS.....							\$3,790		
AGENCY TOTAL - FEDERAL FUNDS.....							\$3,790		
DEPARTMENT OF HEALTH AND HUMAN SERVICES				GENERAL SERVICES ADMINISTRATION					
GRANT FUNDS				OTHER FEDERAL FUNDS					
NATIVE AMERICAN PROGRAMS, OS.....				13 612			\$61		
TOTAL - GRANT FUNDS.....							\$61		
OTHER FEDERAL FUNDS				FEDERAL BUILDINGS FUND.....				\$55	
INDIAN HEALTH FACILITIES, HSA.....							\$54		
INDIAN HEALTH SERVICES, HSA.....							\$31		
MEDICARE-HOSPITAL INSURANCE, HCFA.....				13 773			\$364		
MEDICARE-SUPP. MEDICAL INSURANCE, HCFA.....				13 774			\$169		
SOCIAL SECURITY-DISABILITY INSURANCE, SSA.....				13 807			\$88		
SOCIAL SECURITY-RETIREMENT INSURANCE, SSA.....				13 803			\$357		
SOCIAL SECURITY-SURVIVORS INSURANCE, SSA.....				13 805			\$393		
SUPPLEMENTAL SECURITY INCOME, SSA.....				13 807			\$224		
TOTAL - OTHER FEDERAL FUNDS.....							\$1,640		
AGENCY TOTAL - FEDERAL FUNDS.....							\$1,741		
DEPARTMENT OF HOUSING AND URBAN DEVELOPMENT				OFFICE OF PERSONNEL MANAGEMENT					
GRANT FUNDS				OTHER FEDERAL FUNDS					
COMM DEV BLOCK GRNTS-SMALL CITIES/DISC, CPD.....				14 219			\$246		
TOTAL - GRANT FUNDS.....							\$246		
AGENCY TOTAL - FEDERAL FUNDS.....							\$246		
DEPARTMENT OF THE INTERIOR				CIVIL SERVICE RETIREMENT & DISABILITY FUND.....				8	\$362
GRANT FUNDS				TOTAL - OTHER FEDERAL FUNDS.....				\$362	
INDIAN EMPLOYMENT ASSISTANCE, BIA.....				15 106			\$1		
TOTAL - GRANT FUNDS.....							\$1		
OTHER FEDERAL FUNDS				AGENCY TOTAL - FEDERAL FUNDS.....				\$362	
CONSTRUCTION, BUREAU OF INDIAN AFFAIRS.....							**		
OPERATION OF INDIAN PROGRAMS, BIA.....							\$3		
WORKING CAPITAL FUND, O/S, INTERIOR.....							\$51		
TOTAL - OTHER FEDERAL FUNDS.....							\$54		
AGENCY TOTAL - FEDERAL FUNDS.....							\$55		
DEPARTMENT OF LABOR				POSTAL SERVICE					
GRANT FUNDS				OTHER FEDERAL FUNDS					
COMPREHENSIVE EMPL. & TRNG. PROGRAMS, ETA.....				3	17 223		\$411		
EMPLOYMENT SERVICES (CETA-LMI), ETA.....				3	17 207		\$52		
INDIAN EMPLOYMENT & TRAINING PROGRAM, ETA.....				3	17 234		\$588		
SUMMER YOUTH EMPLOYMENT PROGRAMS, ETA.....				3	17 233		\$64		
YOUTH COMMUNITY CONSERVATION & IMPROV, ETA.....				3	17 222		\$18		
YOUTH EMPLOYMENT & TRAINING PROGRAMS, ETA.....				3	17 222		\$93		
TOTAL - GRANT FUNDS.....							\$1,226		
OTHER FEDERAL FUNDS				POSTAL SERVICE FUND.....				13	\$1,222
FED UNEMPLOYMENT BENEFITS & ALLOWANCES, ETA.....				17 221			\$93		
SPECIAL UNEMPLOYMENT ASSISTANCE, ETA.....				17 223			\$26		
TRADE ADJUSTMENT ASSISTANCE, ETA.....				17 602			**		
TOTAL - OTHER FEDERAL FUNDS.....							\$120		
AGENCY TOTAL - FEDERAL FUNDS.....							\$1,346		
DEPARTMENT OF TRANSPORTATION				SMALL BUSINESS ADMINISTRATION					
GRANT FUNDS				OTHER FEDERAL FUNDS					
AIRPORT PLANNING GRANT PROGRAM, FAA.....				70 102			\$875		
TOTAL - GRANT FUNDS.....							\$875		
OTHER FEDERAL FUNDS				ECONOMIC OPPORTUNITY LOANS.....				59 003	\$31
INDIRECT FEDERAL SUPPORT *				TOTAL - OTHER FEDERAL FUNDS.....				\$31	
DONATION OF COMM TO SCHOOL LUNCH, FMS.....				10	10 550		(\$5)		
FOOD DISTRIBUTION TO INSTITUTIONS, FMS.....				10	10 550		(\$8)		
FOOD DISTRIBUTION TO SCHOOLS, FMS.....				10	10 550		(\$15)		
RURAL TELEPHONE LNS. & LN. GUARANTEES, REA.....				3	10 831		(\$6,313)		

FEDERAL INFORMATION EXCHANGE SYSTEM COUNTY SUMMARIES - AGENCY OPERATIONS

(Dollar amounts in thousands)

	PROG. CODE	CFDA NO.	FY 1980 FUNDS		PROG. CODE	CFDA NO.	FY 1980 FUNDS
ALASKA—Con.				RESOURCE MANAGEMENT, FWS 7..... \$235			
DEPARTMENT OF COMMERCE				ROAD CONSTRUCTION, BIA 7..... \$22			
GRANT FUNDS				WILDLIFE TECHNICAL ASSISTANCE, FWS 7..... 18 609... \$1			
ECON DEV-SUPPORT FOR PLANNING ORGS, EDA.....		11 302..	\$55	WORKING CAPITAL FUND, O/S, INTERIOR \$8			
TOTAL - GRANT FUNDS			\$55	TOTAL - OTHER FEDERAL FUNDS \$253			
OTHER FEDERAL FUNDS				AGENCY TOTAL - FEDERAL FUNDS \$1,196			
CENSUS SPECIAL TABULATIONS AND SERVICES.....		11 005..	**	DEPARTMENT OF LABOR			
CONSOLIDATED WORKING FUND, CENSUS.....			**	GRANT FUNDS			
CONSOLIDATED WORKING FUND, NOAA.....		7.....	\$148	COMPREHENSIVE EMPL. & TRNG. PROGRAMS, ETA 8..... 17 225.. \$205			
CURRENT STATISTICAL PROGRAMS, CENSUS.....			**	EMPLOYMENT SERVICES (CETA-LMI), ETA 8..... 17 207.. \$105			
OPERATIONS, RESEARCH, AND FACILITIES, NOAA.....		7.....	\$1,340	INDIAN EMPLOYMENT & TRAINING PROGRAM, ETA 8..... 17 234.. \$279			
PERIODIC CENSUSES.....			\$10	SUMMER YOUTH EMPLOYMENT PROGRAMS, ETA 8..... 17 222.. \$106			
PROMOTE AND DEVELOP FISHERY PRODUCTS, NOAA.....		7.....	\$37	UNEMPLOYMENT INSURANCE, ETA 8..... 17 221.. \$188			
WEATHER & RIVER FORECASTS I. WASHINGS, NWS.....		7.....	\$100	YOUTH COMMUNITY CONSERVATION & IMPROV, ETA 8..... 17 223.. \$8			
TOTAL - OTHER FEDERAL FUNDS			\$1,636	YOUTH EMPLOYMENT & TRAINING PROGRAMS, ETA 8..... 17 222.. \$42			
AGENCY TOTAL - FEDERAL FUNDS			\$1,691	TOTAL - GRANT FUNDS \$933			
INDIRECT FEDERAL SUPPORT *				OTHER FEDERAL FUNDS			
FISHERY VESSEL OBLIGATION GUARANTEES, NMFS.....		8..... 11 413..	(\$140)	FED UNEMPLOYMENT BENEFITS & ALLOWANCES, ETA 17 225.. \$198			
DEPARTMENT OF DEFENSE				SPECIAL UNEMPLOYMENT ASSISTANCE, ETA 17 225.. \$56			
OTHER FEDERAL FUNDS				TRADE ADJUSTMENT ASSISTANCE, ETA 17 600.. **			
MILITARY ACTIVE DUTY PAY.....		13.....	\$42	TOTAL - OTHER FEDERAL FUNDS \$254			
MILITARY RESERVE AND NATIONAL GUARD PAY.....		13.....	\$9	AGENCY TOTAL - FEDERAL FUNDS \$1,187			
MILITARY RETIRED PAY.....		13.....	\$417	DEPARTMENT OF TRANSPORTATION			
TOTAL - OTHER FEDERAL FUNDS			\$468	GRANT FUNDS			
AGENCY TOTAL - FEDERAL FUNDS			\$468	AIRPORT DEVELOPMENT AND PROGRAM, FAA 30 102.. \$292			
DEPARTMENT OF EDUCATION				HIGHWAY PLANNING AND CONSTRUCTION, FHWA 30 301.. \$1,806			
GRANT FUNDS				TOTAL - GRANT FUNDS \$2,098			
COLLEGE LIBRARY RESOURCES.....		84 005..	\$2	OTHER FEDERAL FUNDS			
EDUC DEPRIVED CHILDREN-LEA'S.....		84 010..	\$116	ACQUISITION, CONSTRUCTION & IMPROVE., CG \$2,420			
INDIAN ED-GRANTS TO LOCAL EDUCATIONAL AGENCY.....		84 040..	\$707	COAST GUARD SUPPLY FUND \$46			
INDIAN ED-SPECIAL PROGRAMS AND PROJECTS.....		84 041..	\$64	FACILITIES AND EQUIPMENT, A/A TRUST FUND \$87			
MAINTENANCE AND OPERATION.....		84 041..	\$514	OPERATING EXPENSES, CG \$22,185			
TOTAL - GRANT FUNDS			\$902	OPERATIONS, FAA \$555			
OTHER FEDERAL FUNDS				TOTAL - OTHER FEDERAL FUNDS \$25,292			
HIGHER ED-VETS COST OF INSTRUCTION PROGRAM.....		84 044..	\$1	AGENCY TOTAL - FEDERAL FUNDS \$27,390			
TOTAL - OTHER FEDERAL FUNDS			\$1	DEPARTMENT OF THE TREASURY			
AGENCY TOTAL - FEDERAL FUNDS			\$903	GRANT FUNDS			
DEPARTMENT OF ENERGY				STATE AND LOCAL GOV FISCAL ASST TRUST FUND \$361			
GRANT FUNDS				TOTAL - GRANT FUNDS \$361			
STATE & LOCAL-CONSERV & SOLAR APPLICATION.....		7..... 81 052..	\$407	OTHER FEDERAL FUNDS			
TOTAL - GRANT FUNDS			\$407	ADMINISTERING THE PUBLIC DEBT 19..... \$1			
AGENCY TOTAL - FEDERAL FUNDS			\$407	TOTAL - OTHER FEDERAL FUNDS \$1			
DEPARTMENT OF HEALTH AND HUMAN SERVICES				AGENCY TOTAL - FEDERAL FUNDS \$362			
GRANT FUNDS				INDIRECT FEDERAL SUPPORT *			
COMMUNITY HEALTH CENTERS, HSA.....		13 224..	\$150	INTEREST ON THE PUBLIC DEBT 14..... (\$1,039)			
NATIVE AMERICAN PROGRAMS, OS.....		13 612..	\$70	CIVIL AERONAUTICS BOARD			
SOCIAL & NUTRITION SVCS-OLDER INDIANS, OS.....		13 653..	\$70	OTHER FEDERAL FUNDS			
TOTAL - GRANT FUNDS			\$290	PAYMENTS TO AIR CARRIERS, CAB \$413			
OTHER FEDERAL FUNDS				TOTAL - OTHER FEDERAL FUNDS \$413			
HEALTH SERVICES, HSA.....			\$156	AGENCY TOTAL - FEDERAL FUNDS \$413			
INDIAN HEALTH SERVICES, HSA.....			\$1,028	ENVIRONMENTAL PROTECTION AGENCY			
MEDICARE-HOSPITAL INSURANCE, HCFA.....		13 773..	\$651	GRANT FUNDS			
MEDICARE-SUPP. MEDICAL INSURANCE, HCFA.....		13 774..	\$293	CONST GRTS FOR WASTEWATER TREAT WORKS, WWM 30 618.. \$74			
SOCIAL SECURITY-DISABILITY INSURANCE, SSA.....		13 807..	\$180	TOTAL - GRANT FUNDS \$74			
SOCIAL SECURITY-RETIREMENT INSURANCE, SSA.....		13 803..	\$733	AGENCY TOTAL - FEDERAL FUNDS \$74			
SOCIAL SECURITY-SURVIVORS INSURANCE, SSA.....		13 805..	\$653	GENERAL SERVICES ADMINISTRATION			
SPECIAL BENEFITS-DISABLED COAL MINERS, SSA.....		13 806..	\$9	OTHER FEDERAL FUNDS			
SUPPLEMENTAL SECURITY INCOME, SSA.....		13 807..	\$73	FEDERAL BUILDING FUND \$44			
TOTAL - OTHER FEDERAL FUNDS			\$3,778	TOTAL - OTHER FEDERAL FUNDS \$44			
AGENCY TOTAL - FEDERAL FUNDS			\$4,068	AGENCY TOTAL - FEDERAL FUNDS \$44			
DEPARTMENT OF HOUSING AND URBAN DEVELOPMENT				OFFICE OF PERSONNEL MANAGEMENT			
GRANT FUNDS				OTHER FEDERAL FUNDS			
COMM DEV BLOCK GRNTS-SMALL CITIES/DISC, OPO.....		14 319..	\$320	CIVIL SERVICE RETIREMENT & DISABILITY FUND 8..... \$758			
TOTAL - GRANT FUNDS			\$320	TOTAL - OTHER FEDERAL FUNDS \$758			
AGENCY TOTAL - FEDERAL FUNDS			\$320	AGENCY TOTAL - FEDERAL FUNDS \$758			
INDIRECT FEDERAL SUPPORT *				POSTAL SERVICE			
MOBILE HOME LOAN INSURANCE, H.....		14 110..	(\$308)	OTHER FEDERAL FUNDS			
MORTGAGE INSURANCE-HOMES, H.....		14 117..	(\$44)	POSTAL SERVICE FUND 15..... \$926			
PROPERTY IMPROVEMENT LOAN INSURANCE, H.....		14 142..	(\$27)	TOTAL - OTHER FEDERAL FUNDS \$926			
DEPARTMENT OF THE INTERIOR				AGENCY TOTAL - FEDERAL FUNDS \$926			
GRANT FUNDS				RAILROAD RETIREMENT BOARD			
NATIONAL WILDLIFE REFUGE FUND.....			**	OTHER FEDERAL FUNDS			
OUTDOOR RECREATION-ACQUISIT, DEV & PLG, HCRS.....		15 400..	\$50	RAILROAD RETIREMENT ACCOUNT 11..... 37 001.. \$12			
PAYMENT IN LIEU OF TAXES, BLM.....			\$293	TOTAL - OTHER FEDERAL FUNDS \$12			
TOTAL - GRANT FUNDS			\$343	AGENCY TOTAL - FEDERAL FUNDS \$12			
OTHER FEDERAL FUNDS				CONSTRUCTION AND ANADROMOUS FISH 7..... \$579			
CONSOLIDATED WORKING FUND, FWS.....			\$9				

FEDERAL INFORMATION EXCHANGE SYSTEM COUNTY SUMMARIES - AGENCY OPERATIONS

[Dollar amounts in thousands]

	PROBATION CODE	CFDA NO.	FY 1960 FUNDS		PROBATION CODE	CFDA NO.	FY 1960 FUNDS
ALASKA—Con.				DEPARTMENT OF ENERGY			
VETERANS ADMINISTRATION				GRANT FUNDS			
OTHER FEDERAL FUNDS				MULTI-PROGRAMS-CONSERV & SOLAR APPLICATION			
AUTOS & SPECIAL EQUIPMENT, DISABLED VETS.....	13	64.100	**	TOTAL - GRANT FUNDS			\$24
COMPENSATION TO DEPENDENTS, VETS S/C DEATH.....	13	64.101	\$1	AGENCY TOTAL - FEDERAL FUNDS.....			\$24
DEPENDENTS INDEMNITY COMPENSATION (DIC).....	13	64.110	\$24	DEPARTMENT OF HEALTH AND HUMAN SERVICES			
SONS, DAUGHTERS, WIVES & WIDOWS EDUCATION.....	13	64.117	\$4	GRANT FUNDS			
VETERANS DEATH PENSION.....	13	64.105	\$20	GEOGRAPHIC MALDISTRIBUTION AND AMEC, HRA			
VETERANS DISABILITY COMPENSATION.....	13	64.109	\$169	TOTAL - GRANT FUNDS			\$240
VETERANS DISABILITY PENSION.....	13	64.104	\$22	OTHER FEDERAL FUNDS			
VETERANS INSURANCE AND INDEMNITIES.....	13	64.102	\$41	MEDICARE-HOSPITAL INSURANCE, HCFA.....	13	773	\$113
VETERANS READJUSTMENT TRAINING.....	13	64.111	\$108	MEDICARE-SUPP. MEDICAL INSURANCE, HCFA.....	13	774	\$63
VETS BURIAL AWARDS & OTHER AMSC BENEF PMT.....	13	64.101	\$4	SOCIAL SECURITY-DISABILITY INSURANCE, SSA.....	13	402	\$457
VOCATIONAL REHAB. TRNG. FOR DISABLED VETS.....	13	64.110	\$2	SOCIAL SECURITY-RETIREMENT INSURANCE, SSA.....	13	403	\$2,557
TOTAL - OTHER FEDERAL FUNDS.....			\$396	SOCIAL SECURITY-SURVIVORS INSURANCE, SSA.....	13	405	\$1,170
AGENCY TOTAL - FEDERAL FUNDS.....			\$396	SPECIAL BENEFITS-DISABLED COAL MINERS, SSA.....	13	406	\$20
INDIRECT FEDERAL SUPPORT *				SUPPLEMENTAL SECURITY INCOME, SSA.....	13	407	\$131
VETERANS GUARANTEED AND INSURED LOANS.....		64.114	(\$55)	TOTAL - OTHER FEDERAL FUNDS.....			\$4,711
COUNTY TOTAL - GRANT FUNDS.....			\$4,599	AGENCY TOTAL - FEDERAL FUNDS.....			\$4,951
COUNTY TOTAL - OTHER FEDERAL FUNDS.....			\$34,963	DEPARTMENT OF HOUSING AND URBAN DEVELOPMENT			
COUNTY TOTAL - FEDERAL FUNDS.....			(\$1,562)	INDIRECT FEDERAL SUPPORT *			
COUNTY-MANTANUSKA-SUSITNA				MOBILE HOME LOAN INSURANCE, H.....			
DEPARTMENT OF AGRICULTURE				PROPERTY IMPROVEMENT LOAN INSURANCE, H.....			
GRANT FUNDS				DEPARTMENT OF THE INTERIOR			
FOOD STAMP BONUS COUPONS, FMS.....	1	10.551	\$1,299	GRANT FUNDS			
NATIONAL SCHOOL LUNCH PROGRAM-CASH, FMS.....	10	10.553	\$195	OUTDOOR RECREATION-ACQUIST, DEV & PLG, HORS			
RURAL DEVELOPMENT PLANNING GRANTS, FMHA.....	10	10.436	\$55	PAYMENT IN LIEU OF TAXES, BLM.....			
SCHOOL BREAKFAST PROGRAM, FMS.....	10	10.552	\$3	TOTAL - GRANT FUNDS			\$684
SPECIAL MILK PROGRAM FOR CHILDREN, FMS.....	10	10.556	\$10	OTHER FEDERAL FUNDS			
VERY LOW-INCOME HOUSING REPAIR GRNTS., FMHA.....	10	10.417	\$5	WORKING CAPITAL FUND, O/S, INTERIOR.....			
TOTAL - GRANT FUNDS			\$1,567	TOTAL - OTHER FEDERAL FUNDS.....			\$285
OTHER FEDERAL FUNDS				AGENCY TOTAL - FEDERAL FUNDS.....			\$969
AGRICULTURAL RESEARCH, SEA.....			\$523	DEPARTMENT OF LABOR			
CONSERVATION OPERATIONS, SCS.....			**	GRANT FUNDS			
FOREST MANAGE, PROTECTION, AND UTILIZATION.....	10		\$46	EMPLOYMENT SERVICES (CETA-LAW), ETA			
S & E, FARMERS HOME ADMINISTRATION.....			\$533	UNEMPLOYMENT INSURANCE, ETA.....			
SNOW SURVEY & WATER SUPP. FORECASTING, SCS.....			\$3	TOTAL - GRANT FUNDS			\$1,077
SOIL AND WATER CONSERVATION, SCS.....			\$78	OTHER FEDERAL FUNDS			
SOIL SURVEY, SCS.....			\$274	FED UNEMPLOYMENT BENEFITS & ALLOWNCES, ETA			
TOTAL - OTHER FEDERAL FUNDS.....			\$1,457	SPECIAL UNEMPLOYMENT ASSISTANCE, ETA			
AGENCY TOTAL - FEDERAL FUNDS.....			\$3,024	TRADE ADJUSTMENT ASSISTANCE, ETA			
INDIRECT FEDERAL SUPPORT *				TOTAL OTHER FEDERAL FUNDS.....			\$176
BUSINESS AND INDUSTRIAL LOANS, FMHA.....		10.422	(\$1,421)	AGENCY TOTAL - FEDERAL FUNDS.....			\$1,252
COMMUNITY FACILITIES LOANS, FMHA.....		10.423	(\$600)	DEPARTMENT OF TRANSPORTATION			
DONATION OF COMM. TO SCHOOL LUNCH, FMS.....	10	10.554	(\$8)	GRANT FUNDS			
FARM OPERATING LOANS, FMHA.....		10.406	(\$77)	AIRPORT DEVELOPMENT AID PROGRAM, FAA			
FARM OWNERSHIP LOANS, FMHA.....		10.407	(\$55)	HIGHWAY PLANNING AND CONSTRUCTION, FHWA			
FOOD DISTRIBUTION TO INSTITUTIONS, FMS.....	10	10.550	(\$16)	TOTAL - GRANT FUNDS			\$3,485
FOOD DISTRIBUTION TO SCHOOLS, FMS.....	10	10.550	(\$68)	OTHER FEDERAL FUNDS			
LOW TO MODERATE INCOME HOUSING LOANS, FMHA.....		10.410	(\$3,743)	ALASKA RAILROAD REVOLVING FUND, FRA			
RURAL RENTAL HOUSING LOANS, FMHA.....		10.413	(\$1,566)	FACILITIES AND EQUIPMENT, A/A TRUST FUND			
WATER AND WASTE DISP. SYSTEMS LOANS, FMHA.....		10.418	(\$1,789)	OPERATIONS, FAA.....			
DEPARTMENT OF COMMERCE				TOTAL - OTHER FEDERAL FUNDS.....			\$4,605
GRANT FUNDS				AGENCY TOTAL - FEDERAL FUNDS.....			\$10,291
ECON DEV-PUBLIC WORKS IMPACT PROJECTS, EDA.....		11.304	\$194	DEPARTMENT OF THE TREASURY			
TOTAL - GRANT FUNDS			\$194	GRANT FUNDS			
OTHER FEDERAL FUNDS				STATE AND LOCAL GOV FISCAL ASST TRUST FUND			
CONSOLIDATED WORKING FUND, NOAA.....	7		\$36	TOTAL - GRANT FUNDS			\$453
OPERATIONS, RESEARCH, AND FACILITIES, NOAA.....	7		\$72	OTHER FEDERAL FUNDS			
PERIODIC CENSUS.....			\$112	ADMINISTERING THE PUBLIC DEBT			
WEATHER & RIVER FORECASTS & WARNINGS, NWS.....	7		\$411	TOTAL - OTHER FEDERAL FUNDS.....			**
TOTAL - OTHER FEDERAL FUNDS.....			\$602	AGENCY TOTAL - FEDERAL FUNDS.....			\$453
AGENCY TOTAL - FEDERAL FUNDS.....			\$856	INDIRECT FEDERAL SUPPORT *			
DEPARTMENT OF DEFENSE				INTEREST ON THE PUBLIC DEBT.....			
OTHER FEDERAL FUNDS							(\$796)
CIVILIAN PAY.....	10		\$73	ACTION			
MILITARY PRIME SUPPLY CONTRACTS.....	8		\$109	GRANT FUNDS			
MILITARY RESERVE AND NATIONAL GUARD PAY.....	10		\$504	RETIRED SENIOR VOLUNTEER PROGRAM			
MILITARY RETIRED PAY.....	10		\$736	TOTAL - GRANT FUNDS			\$36
TOTAL - OTHER FEDERAL FUNDS.....			\$1,422	AGENCY TOTAL - FEDERAL FUNDS.....			\$36
AGENCY TOTAL - FEDERAL FUNDS.....			\$1,422	GENERAL SERVICES ADMINISTRATION			
DEPARTMENT OF EDUCATION				OTHER FEDERAL FUNDS			
GRANT FUNDS				FEDERAL BUILDINGS FUND.....			
COLLEGE LIBRARY RESOURCES.....		04.030	\$2	TOTAL - OTHER FEDERAL FUNDS.....			\$96
EDUC DEPRIVED CHILDREN-LEA'S.....		04.010	\$220	AGENCY TOTAL - FEDERAL FUNDS.....			\$96
SAFE-MAINTENANCE AND OPERATION.....		04.041	\$88	DEPARTMENT OF ENERGY			
TOTAL - GRANT FUNDS			\$310	GRANT FUNDS			
AGENCY TOTAL - FEDERAL FUNDS.....			\$310	MULTI-PROGRAMS-CONSERV & SOLAR APPLICATION			

FEDERAL INFORMATION EXCHANGE SYSTEM COUNTY SUMMARIES - AGENCY OPERATIONS

(Dollar amounts in thousands)

	PROLATION CODE	CFDA NO.	FY 1980 FUNDS		PROLATION CODE	CFDA NO.	FY 1980 FUNDS
ALASKA—Con.				PERIODIC CENSUSES..... \$13			
OFFICE OF PERSONNEL MANAGEMENT				WEATHER & RIVER FORECASTS & WARNINGS, RWS..... 7 \$75			
OTHER FEDERAL FUNDS				TOTAL - OTHER FEDERAL FUNDS..... \$353			
CIVIL SERVICE RETIREMENT & DISABILITY FUND.....				AGENCY TOTAL - FEDERAL FUNDS..... \$458			
TOTAL - OTHER FEDERAL FUNDS..... \$489				DEPARTMENT OF DEFENSE			
AGENCY TOTAL - FEDERAL FUNDS..... \$489				OTHER FEDERAL FUNDS			
POSTAL SERVICE				CIVIL FUNCTIONS PRIME CONTRACTS..... 8 \$959			
OTHER FEDERAL FUNDS				CIVILIAN PAY..... 18 \$330			
POSTAL SERVICE FUND..... 18 \$1,259				MILITARY ACTIVE DUTY PAY..... 18 \$290			
TOTAL - OTHER FEDERAL FUNDS..... \$1,259				MILITARY PRIME SUPPLY CONTRACTS..... 8 \$303			
AGENCY TOTAL - FEDERAL FUNDS..... \$1,259				MILITARY RESERVE AND NATIONAL GUARD PAY..... 18 \$1,467			
RAILROAD RETIREMENT BOARD				MILITARY RETIRED PAY..... 18 \$53			
OTHER FEDERAL FUNDS				TOTAL - OTHER FEDERAL FUNDS..... \$3,402			
RAILROAD RETIREMENT ACCOUNT..... 21 \$7,001				AGENCY TOTAL - FEDERAL FUNDS..... \$3,402			
TOTAL - OTHER FEDERAL FUNDS..... \$28				DEPARTMENT OF EDUCATION			
AGENCY TOTAL - FEDERAL FUNDS..... \$28				GRANT FUNDS			
SMALL BUSINESS ADMINISTRATION				EDUC DEPRIVED CHILDREN-LEA'S..... 84 010 \$321			
OTHER FEDERAL FUNDS				INDIAN ED-GRANTS TO LOCAL EDUCATIONAL AGCY..... 84 060 \$510			
PHYSICAL DISASTER LOANS..... 59 008 \$46				SAFE-MAINTENANCE AND OPERATION..... 84 041 \$1,331			
TOTAL - OTHER FEDERAL FUNDS..... \$46				VOCATIONAL ED-PGS FOR INDIAN TRIBES & ORGS..... 84 101 \$103			
AGENCY TOTAL - FEDERAL FUNDS..... \$46				TOTAL - GRANT FUNDS..... \$2,265			
INDIRECT FEDERAL SUPPORT *				AGENCY TOTAL - FEDERAL FUNDS..... \$2,265			
SMALL BUSINESS LOANS..... 59 017 (\$558)				DEPARTMENT OF ENERGY			
TENNESSEE VALLEY AUTHORITY				GRANT FUNDS			
OTHER FEDERAL FUNDS				GEOTHERMAL/HYDROTHERMAL-RESOURCE APPLIC..... 7 \$5			
TENNESSEE VALLEY AUTHORITY FUND.....				TOTAL - GRANT FUNDS..... \$5			
TOTAL - OTHER FEDERAL FUNDS..... \$2				AGENCY TOTAL - FEDERAL FUNDS..... \$5			
AGENCY TOTAL - FEDERAL FUNDS..... \$2				DEPARTMENT OF HEALTH AND HUMAN SERVICES			
VETERANS ADMINISTRATION				GRANT FUNDS			
OTHER FEDERAL FUNDS				CHILD DEVELOPMENT-HEAD START, OS..... 13 000 \$151			
AUTOS & SPECIAL EQUIPMENT, DISABLED VETS..... 13 84 100.. \$0				FAMILY PLANNING PROJECTS, HSA..... 13 317 \$24			
COMPENSATION TO DEPENDENTS, VETS S/C DEATH..... 13 84 102.. \$1				NATIVE AMERICAN PROGRAMS, OS..... 13 412.. \$76			
DEPENDENTS INDEMNITY COMPENSATION (DIC)..... 13 84 110.. \$23				TOTAL - GRANT FUNDS..... \$251			
SONS, DAUGHTERS, WIVES & WILLOWS EDUCATION..... 13 84 117.. \$4				OTHER FEDERAL FUNDS			
VETERANS DEATH PENSION..... 13 84 105.. \$19				HEALTH SERVICES, HSA..... \$0			
VETERANS DISABILITY COMPENSATION..... 13 84 104.. \$161				INDIAN HEALTH FACILITIES, HSA..... \$460			
VETERANS DISABILITY PENSION..... 13 84 104.. \$21				MEDICARE-HOSPITAL INSURANCE, HCFA..... 13 773.. \$666			
VETERANS INSURANCE AND INDEMNITIES..... 13 84 102.. \$39				MEDICARE-SUPP. MEDICAL INSURANCE, HCFA..... 13 774.. \$235			
VETERANS READJUSTMENT TRAINING..... 13 84 111.. \$103				SOCIAL SECURITY-DISABILITY INSURANCE, SSA..... 13 13 007.. \$119			
VETS BURIAL AWARDS & OTHER MUSC BENEF PMT..... 13 84 101.. \$4				SOCIAL SECURITY-RETIREMENT INSURANCE, SSA..... 13 13 003.. \$651			
VOCATIONAL REHAB, TRNG. FOR DISABLED VETS..... 13 84 116.. \$2				SOCIAL SECURITY-SURVIVORS INSURANCE, SSA..... 13 13 005.. \$684			
TOTAL - OTHER FEDERAL FUNDS..... \$378				SUPPLEMENTAL SECURITY INCOME, SSA..... 13 13 007.. \$284			
AGENCY TOTAL - FEDERAL FUNDS..... \$378				TOTAL - OTHER FEDERAL FUNDS..... \$3,100			
INDIRECT FEDERAL SUPPORT *				AGENCY TOTAL - FEDERAL FUNDS..... \$3,350			
VETERANS GUARANTEED AND INSURED LOANS..... 84 114.. (\$2,303)				DEPARTMENT OF HOUSING AND URBAN DEVELOPMENT			
COUNTY TOTAL - GRANT FUNDS..... \$4,470				INDIRECT FEDERAL SUPPORT *			
COUNTY TOTAL - OTHER FEDERAL FUNDS..... \$18,016				MOBILE HOME LOAN INSURANCE, H..... 14 110.. (\$451)			
COUNTY TOTAL - FEDERAL FUNDS..... \$26,486				DEPARTMENT OF THE INTERIOR			
COUNTY-NOME				GRANT FUNDS			
DEPARTMENT OF AGRICULTURE				INDIAN EMPLOYMENT ASSISTANCE, BIA..... 13 100.. \$357			
GRANT FUNDS				INDIAN HOUSING ASSISTANCE, BIA..... 13 101.. \$776			
CHILD CARE FOOD PROGRAM, FNS..... 18 10 534.. \$8				TOTAL - GRANT FUNDS..... \$1,133			
EQUIP ASST PROG-SCHOOL FOOD SVC PROG, FNS..... 18 10 534.. \$2				OTHER FEDERAL FUNDS			
FOOD STAMP BONUS COUPONS, FNS..... 7 10 531.. \$953				CONSOLIDATED WORKING FUND, BIA..... \$272			
NATIONAL SCHOOL LUNCH PROGRAM-CASH, FNS..... 18 10 533.. \$159				CONSTRUCTION, BUREAU OF INDIAN AFFAIRS..... \$3,514			
NUTRITION PROGRAMS FOR THE ELDERLY, FNS..... 11 10 530.. \$3				INDIAN SOCIAL SERVICES-CHILD WELFARE, BIA..... 13 103.. \$1			
SCHOOL BREAKFAST PROGRAM, FNS..... 18 10 532.. \$4				INDIAN SOCIAL SERVICES-GENERAL ASST., BIA..... 13 112.. \$1,874			
SPECIAL MILK PROGRAM FOR CHILDREN, FNS..... 18 10 534.. \$3				OPERATION OF INDIAN PROGRAMS, BIA..... \$4,750			
TOTAL - GRANT FUNDS..... \$1,131				RESOURCE MANAGEMENT, FWS..... 7 \$11			
OTHER FEDERAL FUNDS				ROAD CONSTRUCTION, BIA..... \$513			
WORKING CAPITAL FUND, FS..... 18 \$200				WORKING CAPITAL FUND, O/S, INTERIOR..... \$68			
TOTAL - OTHER FEDERAL FUNDS..... \$200				TOTAL - OTHER FEDERAL FUNDS..... \$11,001			
AGENCY TOTAL - FEDERAL FUNDS..... \$1,332				AGENCY TOTAL - FEDERAL FUNDS..... \$12,135			
INDIRECT FEDERAL SUPPORT *				DEPARTMENT OF LABOR			
DONATION OF COMM. TO SCHOOL LUNCH, FNS..... 10 10 530.. (\$4)				GRANT FUNDS			
FOOD DISTRIBUTION TO INSTITUTIONS, FNS..... 18 10 530.. (\$4)				COMPREHENSIVE EMPL. & TRNG. PROGRAMS, ETA..... 8 17 333.. \$569			
FOOD DISTRIBUTION TO SCHOOLS, FNS..... 18 10 530.. (\$91)				EMPLOYMENT SERVICES (CFEA-LMI), ETA..... 17 301.. \$52			
DEPARTMENT OF COMMERCE				INDIAN EMPLOYMENT & TRAINING PROGRAM, ETA..... 8 17 334.. \$838			
GRANT FUNDS				SUMMER YOUTH EMPLOYMENT PROGRAMS, ETA..... 8 17 332.. \$144			
ECON DEV-GRANTS & LOANS-PUBLIC WORKS, EDA..... 11 200.. \$305				YOUTH COMMUNITY CONSERVATION & IMPROV, ETA..... 8 17 331.. \$23			
TOTAL - GRANT FUNDS..... \$305				YOUTH EMPLOYMENT & TRAINING PROGRAMS, ETA..... 8 17 332.. \$121			
OTHER FEDERAL FUNDS				TOTAL - GRANT FUNDS..... \$1,747			
CONSOLIDATED WORKING FUND, NOAA..... 7 \$23				OTHER FEDERAL FUNDS			
OPERATIONS, RESEARCH, AND FACILITIES NOAA..... 7 \$242				FED UNEMPLOYMENT BENEFITS & ALLOWANCES, ETA..... 17 315.. \$121			
AGENCY TOTAL - FEDERAL FUNDS..... \$265				SPECIAL UNEMPLOYMENT ASSISTANCE, ETA..... 17 311.. \$34			
AGENCY TOTAL - FEDERAL FUNDS..... \$1,902				TRADE ADJUSTMENT ASSISTANCE, ETA..... 17 400.. \$0			
AGENCY TOTAL - FEDERAL FUNDS..... \$1,902				TOTAL - OTHER FEDERAL FUNDS..... \$155			
AGENCY TOTAL - FEDERAL FUNDS..... \$1,902				AGENCY TOTAL - FEDERAL FUNDS..... \$1,902			

FEDERAL INFORMATION EXCHANGE SYSTEM COUNTY SUMMARIES - AGENCY OPERATIONS

(Dollar amounts in thousands)

	PROGR CODE	CFDA NO.	FY 1980 FUNDS		PROGR CODE	CFDA NO.	FY 1980 FUNDS
ALASKA—Con.				INDIRECT FEDERAL SUPPORT *			
DEPARTMENT OF TRANSPORTATION				DONATION OF COMM. TO SCHOOL LUNCH, FNS 14 10 350 .. (\$ 3)			
GRANT FUNDS				FOOD DISTRIBUTION TO SCHOOLS, FNS 14 10 350 .. (\$ 31)			
AIRPORT PLANNING GRANT PROGRAM, FAA	70 102		\$1,148	RURAL TELEPHONE LNS. & LN. GUARANTEES, REA 2 10 651 .. (\$ 5,000)			
HIGHWAY PLANNING AND CONSTRUCTION, FHWA	70 302		\$3,654	DEPARTMENT OF COMMERCE			
TOTAL - GRANT FUNDS			\$4,802	GRANT FUNDS			
OTHER FEDERAL FUNDS				ECON DEV-GRANTS & LOANS-PUBLIC WORKS, EDA 11 300 .. \$76			
FACILITIES AND EQUIPMENT, A/A TRUST FUND			\$400	ECON DEV-PUBLIC WORKS IMPACT PROJECTS, EDA 11 300 .. \$350			
OPERATING EXPENSES, CG			\$127	TOTAL - GRANT FUNDS			
OPERATIONS, FAA			\$1,232	OTHER FEDERAL FUNDS			
TOTAL - OTHER FEDERAL FUNDS			\$1,760	CONSOLIDATED WORKING FUND, NOAA 7 \$21			
AGENCY TOTAL - FEDERAL FUNDS			\$4,562	OPERATIONS, RESEARCH, AND FACILITIES, NOAA 7 \$454			
DEPARTMENT OF THE TREASURY				WEATHER & RIVER FORECASTS & WARNINGS, NWS 7 \$178			
GRANT FUNDS				TOTAL - OTHER FEDERAL FUNDS			
STATE AND LOCAL GOV FISCAL ASST TRUST FUND			\$224	AGENCY TOTAL - FEDERAL FUNDS			
TOTAL - GRANT FUNDS			\$224	DEPARTMENT OF DEFENSE			
OTHER FEDERAL FUNDS				OTHER FEDERAL FUNDS			
ADMINISTERING THE PUBLIC DEBT	10		\$1	CIVIL FUNCTIONS PRIME CONTRACTS 8 \$4,490			
TOTAL - OTHER FEDERAL FUNDS			\$1	MILITARY ACTIVE DUTY PAY 18 \$407			
AGENCY TOTAL - FEDERAL FUNDS			\$225	MILITARY PRIME SERVICE CONTRACTS 8 \$1			
INDIRECT FEDERAL SUPPORT *				MILITARY RESERVE AND NATIONAL GUARD PAY 8 \$115			
INTEREST ON THE PUBLIC DEBT	10		(\$ 693)	MILITARY RETIRED PAY 12 \$26			
ENVIRONMENTAL PROTECTION AGENCY				TOTAL - OTHER FEDERAL FUNDS			
GRANT FUNDS				AGENCY TOTAL - FEDERAL FUNDS			
CONST GRTS FOR WASTEWATER TREAT WORKS, WWM	44 618		\$19	DEPARTMENT OF EDUCATION			
TOTAL - GRANT FUNDS			\$19	GRANT FUNDS			
AGENCY TOTAL - FEDERAL FUNDS			\$19	BASIC EDUCATIONAL OPPORTUNITY GRANT PROG 84 063 .. \$10			
GENERAL SERVICES ADMINISTRATION				BASIC SKILLS IMPROVEMENT 84 109 .. \$90			
OTHER FEDERAL FUNDS				EDUC DEPRIVED CHILDREN-LEA'S 84 018 .. \$115			
FEDERAL BUILDINGS FUND			\$113	NATIONAL DEFENSE/DIRECT STUDENT LOANS 84 034 .. \$5			
TOTAL - OTHER FEDERAL FUNDS			\$113	SASA-MAINTENANCE AND OPERATION 84 017 .. \$4,052			
AGENCY TOTAL - FEDERAL FUNDS			\$113	SUPPLEMENTAL EDUCATIONAL OPPORTUNITY GRTS 84 017 .. \$5			
NATIONAL ENDOWMENT FOR THE HUMANITIES				TOTAL - GRANT FUNDS			
GRANT FUNDS				AGENCY TOTAL - FEDERAL FUNDS			
YOUTH GRANTS	48 115		\$3	DEPARTMENT OF HEALTH AND HUMAN SERVICES			
TOTAL - GRANT FUNDS			\$3	GRANT FUNDS			
AGENCY TOTAL - FEDERAL FUNDS			\$3	NATIVE AMERICAN PROGRAMS, OS 18 012 .. \$73			
OFFICE OF PERSONNEL MANAGEMENT				TOTAL - GRANT FUNDS			
OTHER FEDERAL FUNDS				OTHER FEDERAL FUNDS			
CIVIL SERVICE RETIREMENT & DISABILITY FUND	6		\$494	MEDICARE-HOSPITAL INSURANCE, HCFA 13 272 .. \$220			
TOTAL - OTHER FEDERAL FUNDS			\$494	MEDICARE-SUPP. MEDICAL INSURANCE, HCFA 13 274 .. \$164			
AGENCY TOTAL - FEDERAL FUNDS			\$494	SOCIAL SECURITY-DISABILITY INSURANCE, SSA 13 202 .. \$69			
POSTAL SERVICE				SOCIAL SECURITY-RETIREMENT INSURANCE, SSA 13 203 .. \$304			
OTHER FEDERAL FUNDS				SOCIAL SECURITY-SURVIVORS INSURANCE, SSA 13 205 .. \$346			
POSTAL SERVICE FUND	13		\$1,481	SUPPLEMENTAL SECURITY INCOME, SSA 13 201 .. \$79			
TOTAL - OTHER FEDERAL FUNDS			\$1,481	TOTAL - OTHER FEDERAL FUNDS			
AGENCY TOTAL - FEDERAL FUNDS			\$1,481	AGENCY TOTAL - FEDERAL FUNDS			
VETERANS ADMINISTRATION				DEPARTMENT OF HOUSING AND URBAN DEVELOPMENT			
OTHER FEDERAL FUNDS				INDIRECT FEDERAL SUPPORT *			
AUTOS & SPECIAL EQUIPMENT, DISABLED VETS	12 04 100		\$0	PROPERTY IMPROVEMENT LOAN INSURANCE, H 14 148 .. (\$ 208)			
COMPENSATION TO DEPENDENTS, VETS S/C DEATH	12 04 102		\$1	DEPARTMENT OF THE INTERIOR			
DEPENDENTS INDEMNITY COMPENSATION (DIC)	12 04 110		\$14	GRANT FUNDS			
SONS, DAUGHTERS, WIVES & WIDOWS EDUCATION	12 04 112		\$2	OUTDOOR RECREATION-AQUIST, DEV & PLG, HORS 15 400 .. \$127			
VETERANS DEATH PENSION	12 04 105		\$12	PAYMENT IN LIEU OF TAXES, BIAM \$223			
VETERANS DISABILITY COMPENSATION	12 04 106		\$99	TOTAL - GRANT FUNDS			
VETERANS DISABILITY PENSION	12 04 104		\$13	OTHER FEDERAL FUNDS			
VETERANS INSURANCE AND INDEMNITIES	12 04 103		\$24	CONSTRUCTION, BUREAU OF INDIAN AFFAIRS \$1			
VETERANS READJUSTMENT TRAINING	12 04 111		\$63	WORKING CAPITAL FUND, O/S, INTERIOR \$49			
VETS BURIAL AWARDS & OTHER MUSC BENEF PMT	12 04 101		\$3	TOTAL - OTHER FEDERAL FUNDS			
VOCATIONAL REHAB. TRNG. FOR DISABLED VETS	12 04 118		\$1	AGENCY TOTAL - FEDERAL FUNDS			
TOTAL - OTHER FEDERAL FUNDS			\$232	DEPARTMENT OF LABOR			
AGENCY TOTAL - FEDERAL FUNDS			\$232	GRANT FUNDS			
COUNTY TOTAL - GRANT FUNDS			\$11,885	EMPLOYMENT SERVICES (CETA-LMU), ETA 17 207 .. \$52			
COUNTY TOTAL - OTHER FEDERAL FUNDS			\$22,292	TOTAL - GRANT FUNDS			
COUNTY TOTAL - FEDERAL FUNDS			\$34,177	OTHER FEDERAL FUNDS			
COUNTY-NORTH SLOPE				FED UNEMPLOYMENT BENEFITS & ALLOWNCES, ETA 17 213 .. \$56			
DEPARTMENT OF AGRICULTURE				SPECIAL UNEMPLOYMENT ASSISTANCE, ETA 17 215 .. \$16			
GRANT FUNDS				TRADE ADJUSTMENT ASSISTANCE, ETA 17 400 .. \$0			
FOOD STAMP BONUS COUPONS, FNS	1 10 351		\$266	TOTAL - OTHER FEDERAL FUNDS			
NATIONAL SCHOOL LUNCH PROGRAM-CASH, FNS	10 10 353		\$118	AGENCY TOTAL - FEDERAL FUNDS			
NUTRITION PROGRAMS FOR THE ELDERLY, FNS	11 10 350		\$4	DEPARTMENT OF TRANSPORTATION			
SCHOOL BREAKFAST PROGRAM, FNS	10 10 352		\$7	GRANT FUNDS			
SUPP. FOOD-WOMEN, INFANTS & CHILDREN, FNS	10 10 357		\$123	HIGHWAY PLANNING AND CONSTRUCTION, FHWA 70 303 .. \$683			
TOTAL - GRANT FUNDS			\$517	TOTAL - GRANT FUNDS			
AGENCY TOTAL - FEDERAL FUNDS			\$517	OTHER FEDERAL FUNDS			
COUNTY TOTAL - GRANT FUNDS				FACILITIES AND EQUIPMENT, A/A TRUST FUND \$299			
COUNTY TOTAL - OTHER FEDERAL FUNDS				OPERATIONS, FAA \$1,054			
COUNTY TOTAL - FEDERAL FUNDS				TOTAL - OTHER FEDERAL FUNDS			
COUNTY TOTAL - FEDERAL FUNDS				AGENCY TOTAL - FEDERAL FUNDS			

FEDERAL INFORMATION EXCHANGE SYSTEM COUNTY SUMMARIES - AGENCY OPERATIONS

[Dollar amounts in thousands]

	PROGRATION CODE	CPBA NO.	FY 1980 FUNDS		PROGRATION CODE	CPBA NO.	FY 1980 FUNDS
ALASKA—Con.				DEPARTMENT OF EDUCATION			
DEPARTMENT OF THE TREASURY				GRANT FUNDS			
GRANT FUNDS				EDUC DEPRIVED CHILDREN-LEA'S.....			
STATE AND LOCAL GOV FISCAL ASST TRUST FUND.....			\$268		04 010..		\$172
TOTAL - GRANT FUNDS.....			\$268		04 090..		\$378
OTHER FEDERAL FUNDS				SAFE-MAINTENANCE AND OPERATION.....			
ADMINISTERING THE PUBLIC DEBT.....	M		..		04 041..		\$1,148
TOTAL - OTHER FEDERAL FUNDS.....			..	TOTAL - GRANT FUNDS.....			
AGENCY TOTAL - FEDERAL FUNDS.....			\$268	\$1,588			
INDIRECT FEDERAL SUPPORT *				DEPARTMENT OF HEALTH AND HUMAN SERVICES			
INTEREST ON THE PUBLIC DEBT.....	M		(\$346)	GRANT FUNDS			
OFFICE OF PERSONNEL MANAGEMENT				ALCOHOLISM TREATMENT AND REHAB PRGS, ADAMHA.....			
OTHER FEDERAL FUNDS				CHILD DEVELOPMENT-HEAD START, OS.....			
CIVIL SERVICE RETIREMENT & DISABILITY FUND.....	B		\$329		13 232..		\$51
TOTAL - OTHER FEDERAL FUNDS.....			\$329		13 600..		\$96
AGENCY TOTAL - FEDERAL FUNDS.....			\$329		13 612..		\$37
POSTAL SERVICE				TOTAL - GRANT FUNDS.....			
OTHER FEDERAL FUNDS				\$164			
POSTAL SERVICE FUND.....	18		\$407	OTHER FEDERAL FUNDS			
TOTAL - OTHER FEDERAL FUNDS.....			\$407	SOCIAL SECURITY-DISABILITY INSURANCE, SSA.....			
AGENCY TOTAL - FEDERAL FUNDS.....			\$407		13 002..		\$67
VETERANS ADMINISTRATION				SOCIAL SECURITY-RETIREMENT INSURANCE, SSA.....			
OTHER FEDERAL FUNDS				SOCIAL SECURITY-SURVIVORS INSURANCE, SSA.....			
AUTOS & SPECIAL EQUIPMENT, DISABLED VETS.....	12	04 100..	..		13 005..		\$373
COMPENSATION TO DEPENDENTS, VETS S/C DEATH.....	12	04 101..	..		13 007..		\$17
DEPENDENTS INDEMNITY COMPENSATION (DIC).....	12	04 110..	\$5	TOTAL - OTHER FEDERAL FUNDS.....			
SONS, DAUGHTERS, WIVES & WIDOWS EDUCATION.....	12	04 117..	\$1	\$867			
VETERANS DEATH PENSION.....	12	04 105..	\$4	AGENCY TOTAL - FEDERAL FUNDS.....			
VETERANS DISABILITY COMPENSATION.....	12	04 109..	\$37	\$1,050			
VETERANS DISABILITY PENSION.....	12	04 104..	\$5	DEPARTMENT OF HOUSING AND URBAN DEVELOPMENT			
VETERANS INSURANCE AND INDEMNITIES.....	12	04 102..	\$9	INDIRECT FEDERAL SUPPORT *			
VETERANS READJUSTMENT TRAINING.....	12	04 111..	\$24	MOBILE HOME LOAN INSURANCE, H.....			
VETS BURIAL AWARDS & OTHER ANSC BENEF PMT.....	12	04 101..	\$1		14 110..		(\$260)
VOCATIONAL REHAB, TRNG, FOR DISABLED VETS.....	12	04 116..	..		14 117..		(\$48)
TOTAL - OTHER FEDERAL FUNDS.....			\$87		14 150..		(\$76)
AGENCY TOTAL - FEDERAL FUNDS.....			\$87	DEPARTMENT OF THE INTERIOR			
COUNTY TOTAL - GRANT FUNDS.....			\$4,644	GRANT FUNDS			
COUNTY TOTAL - OTHER FEDERAL FUNDS.....			\$9,124	INDIAN EMPLOYMENT ASSISTANCE, BIA.....			
COUNTY TOTAL - FEDERAL FUNDS.....			\$15,769		15 108..		\$2
COUNTY-PRINCE WALES-O KETCH				TOTAL - GRANT FUNDS.....			
DEPARTMENT OF AGRICULTURE				\$2			
GRANT FUNDS				OTHER FEDERAL FUNDS			
CHILD CARE FOOD PROGRAM, FNS.....	10	10 534..	\$15	INDIAN SOCIAL SERVICES-GENERAL ASST., BIA.....			
FOOD STAMP BONUS COUPONS, FNS.....	1	10 531..	\$153		15 112..		\$15
NATIONAL SCHOOL LUNCH PROGRAM-CASH, FNS.....	10	10 533..	\$51	OPERATION OF INDIAN PROGRAMS, BIA.....			
NUTRITION PROGRAMS FOR THE ELDERLY, FNS.....	11	10 530..	\$3		15 113..		..
SCHOOL BREAKFAST PROGRAM, FNS.....	10	10 532..	\$5	ROAD CONSTRUCTION, BIA.....			
SPECIAL MILK PROGRAM FOR CHILDREN, FNS.....	10	10 534..	\$1		15 114..		\$339
TOTAL - GRANT FUNDS.....			\$237	TOTAL - OTHER FEDERAL FUNDS.....			
OTHER FEDERAL FUNDS				\$354			
FOREST MANAGE, PROTECTION, AND UTILIZATION.....	10		\$1,755	AGENCY TOTAL - FEDERAL FUNDS.....			
TOTAL - OTHER FEDERAL FUNDS.....			\$1,755	\$357			
AGENCY TOTAL - FEDERAL FUNDS.....			\$1,982	DEPARTMENT OF JUSTICE			
INDIRECT FEDERAL SUPPORT *				OTHER FEDERAL FUNDS			
DONATION OF COMM. TO SCHOOL LUNCH, FNS.....	10	10 530..	(\$2)	S & E, IMMIGRATION AND NATURALIZATION SVC.....			
FOOD DISTRIBUTION TO SCHOOLS, FNS.....	10	10 530..	(\$18)		19.....		\$1
RURAL ELECTRIC LOANS & LN. GUARANTEES, REA.....	2	10 830..	(\$190)	TOTAL - OTHER FEDERAL FUNDS.....			
DEPARTMENT OF COMMERCE				\$1			
GRANT FUNDS				AGENCY TOTAL - FEDERAL FUNDS.....			
ECON DEV-GRANTS & LOANS-PUBLIC WORKS, EDA.....	11	11 200..	\$345	\$1			
ECON DEV-SUPPORT FOR PLANNING ORGS, EDA.....	11	11 201..	\$40	DEPARTMENT OF LABOR			
PUBLIC TELECOMMUNICATIONS SVCS PRG, NIA.....	11	11 531..	\$39	GRANT FUNDS			
TOTAL - GRANT FUNDS.....			\$424	COMPREHENSIVE EMPL. & TRNG. PROGRAMS, ETA.....			
OTHER FEDERAL FUNDS				INDIAN EMPLOYMENT & TRAINING PROGRAM, ETA.....			
CONSOLIDATED WORKING FUND, MOAA.....	7		\$12		17 232..		\$130
OPERATIONS, RESEARCH, AND FACILITIES, MOAA.....	7		\$231		17 234..		\$246
PERIODIC CENSUSES.....	7		\$10		17 235..		\$18
WEATHER & RIVER FORECASTS & WARNINGS, NWS.....	7		\$47		17 236..		\$5
TOTAL - OTHER FEDERAL FUNDS.....			\$299		17 237..		\$25
AGENCY TOTAL - FEDERAL FUNDS.....			\$723		17 238..		\$25
DEPARTMENT OF DEFENSE				TOTAL - GRANT FUNDS.....			
OTHER FEDERAL FUNDS				\$423			
CIVILIAN PAY.....	13		\$14	OTHER FEDERAL FUNDS			
MILITARY RETIRED PAY.....	13		\$37	FED UNEMPLOYMENT BENEFITS & ALLOWANCES, ETA.....			
TOTAL - OTHER FEDERAL FUNDS.....			\$51		17 225..		\$80
AGENCY TOTAL - FEDERAL FUNDS.....			\$51		17 226..		\$22
DEPARTMENT OF EDUCATION				TRADE ADJUSTMENT ASSISTANCE, ETA.....			
GRANT FUNDS				..			
STATE AND LOCAL GOV FISCAL ASST TRUST FUND.....			..	TOTAL - OTHER FEDERAL FUNDS.....			
TOTAL - GRANT FUNDS.....			..	\$102			
OTHER FEDERAL FUNDS				AGENCY TOTAL - FEDERAL FUNDS.....			
ADMINISTERING THE PUBLIC DEBT.....	M		..	\$525			
TOTAL - OTHER FEDERAL FUNDS.....			..	DEPARTMENT OF TRANSPORTATION			
AGENCY TOTAL - FEDERAL FUNDS.....			\$29	GRANT FUNDS			
INDIRECT FEDERAL SUPPORT *				HIGHWAY PLANNING AND CONSTRUCTION, FHWA.....			
INTEREST ON THE PUBLIC DEBT.....	M		(\$485)		10 205..		..
GENERAL SERVICES ADMINISTRATION				TOTAL - GRANT FUNDS.....			
OTHER FEDERAL FUNDS				..			
FEDERAL BUILDINGS FUND.....			\$6	AGENCY TOTAL - FEDERAL FUNDS.....			
TOTAL - OTHER FEDERAL FUNDS.....			\$6	..			
AGENCY TOTAL - FEDERAL FUNDS.....			\$6	DEPARTMENT OF THE TREASURY			

FEDERAL INFORMATION EXCHANGE SYSTEM COUNTY SUMMARIES - AGENCY OPERATIONS

[Dollar amounts in thousands]

	POPULATION CODE	CPA NO.	FY 1960 FUNDS		POPULATION CODE	CPA NO.	FY 1960 FUNDS
ALASKA—Con.							
OFFICE OF PERSONNEL MANAGEMENT							
OTHER FEDERAL FUNDS							
CIVIL SERVICE RETIREMENT & DISABILITY FUND	8		\$231				
TOTAL - OTHER FEDERAL FUNDS			\$231				
AGENCY TOTAL - FEDERAL FUNDS			\$231				
POSTAL SERVICE							
OTHER FEDERAL FUNDS							
POSTAL SERVICE FUND	15		\$555				
TOTAL - OTHER FEDERAL FUNDS			\$555				
AGENCY TOTAL - FEDERAL FUNDS			\$555				
VETERANS ADMINISTRATION							
OTHER FEDERAL FUNDS							
AUTOS & SPECIAL EQUIPMENT, DISABLED VETS	12	64.100	**				
COMPENSATION TO DEPENDENTS, VETS S/C DEATH	12	64.102	\$1				
DEPENDENTS INDEMNITY COMPENSATION (DIC)	12	64.104	\$12				
SONS, DAUGHTERS, WIVES & WIDOWS EDUCATION	12	64.117	\$2				
VETERANS DEATH PENSION	12	64.105	\$10				
VETERANS DISABILITY COMPENSATION	12	64.106	\$85				
VETERANS DISABILITY PENSION	12	64.104	\$11				
VETERANS INSURANCE AND INDEMNITIES	12	64.103	\$21				
VETERANS READJUSTMENT TRAINING	12	64.111	\$54				
VETS BURIAL AWARDS & OTHER MSC BENEF PMT	12	64.101	\$2				
VOCATIONAL REHAB. TRNG. FOR DISABLED VETS	12	64.116	\$1				
TOTAL - OTHER FEDERAL FUNDS			\$200				
AGENCY TOTAL - FEDERAL FUNDS			\$200				
COUNTY TOTAL - GRANT FUNDS			\$2,875				
COUNTY TOTAL - OTHER FEDERAL FUNDS			\$4,424				
COUNTY TOTAL - FEDERAL FUNDS			\$7,299				
COUNTY-SITKA							
DEPARTMENT OF AGRICULTURE							
GRANT FUNDS							
CHILD CARE FOOD PROGRAM, FNS	10	10.534	\$19				
FOOD STAMP BONUS COUPONS, FNS	10	10.511	\$259				
NATIONAL SCHOOL LUNCH PROGRAM-CASH, FNS	10	10.533	\$53				
NUTRITION PROGRAMS FOR THE ELDERLY, FNS	11	10.530	\$5				
SPECIAL MILK PROGRAM FOR CHILDREN, FNS	10	10.534	\$2				
TOTAL - GRANT FUNDS			\$338				
OTHER FEDERAL FUNDS							
BRUSH DISPOSAL, FS	14		\$29				
FOREST MANAGE, PROTECTION, AND UTILIZATION	14		\$2,163				
TIMBER SALVAGE SALES, FS	14		\$31				
TOTAL - OTHER FEDERAL FUNDS			\$2,224				
AGENCY TOTAL - FEDERAL FUNDS			\$2,562				
INDIRECT FEDERAL SUPPORT *							
DONATION OF COMM. TO SCHOOL LUNCH, FNS	10	10.530	(\$3)				
FOOD DISTRIBUTION TO INSTITUTIONS, FNS	10	10.530	(\$13)				
FOOD DISTRIBUTION TO SCHOOLS, FNS	10	10.530	(\$29)				
DEPARTMENT OF COMMERCE							
GRANT FUNDS							
PUBLIC TELECOMMUNICATIONS SVCS PRG, NTA		11.551	\$147				
TOTAL - GRANT FUNDS			\$147				
OTHER FEDERAL FUNDS							
CENSUS SPECIAL TABULATIONS AND SERVICES		11.005	**				
CONSOLIDATED WORKING FUND, CENSUS			\$2				
CURRENT STATISTICAL PROGRAMS, CENSUS			\$1				
PERIODIC CENSUSES			\$31				
TOTAL - OTHER FEDERAL FUNDS			\$35				
AGENCY TOTAL - FEDERAL FUNDS			\$182				
INDIRECT FEDERAL SUPPORT *							
FISHERY VESSEL OBLIGATION GUARANTEES, NMFS	5	11.415	(\$950)				
DEPARTMENT OF DEFENSE							
OTHER FEDERAL FUNDS							
MILITARY RESERVE AND NATIONAL GUARD PAY	12		\$210				
MILITARY RETIRED PAY	12		\$87				
TOTAL - OTHER FEDERAL FUNDS			\$297				
AGENCY TOTAL - FEDERAL FUNDS			\$297				
DEPARTMENT OF EDUCATION							
GRANT FUNDS							
BASIC EDUCATIONAL OPPORTUNITY GRANT PROG	04	04.043	\$52				
COLLEGE LIBRARY RESOURCES	04	04.001	\$4				
EDUC DEPRIVED CHILDREN-LEA'S	04	04.010	\$18				
HIGHER ED-STRENGTHENING DEVELOPING INSTITS	04	04.031	\$368				
HIGHER EDUCATION-COOPERATIVE EDUCATION	04	04.013	\$57				
NATIONAL DEFENSE-DIRECT STUDENT LOANS	04	04.034	\$40				
SAFE-MAINTENANCE AND OPERATION							
SUPPLEMENTAL EDUCATIONAL OPPORTUNITY GRTS							
TOTAL - GRANT FUNDS							
AGENCY TOTAL - FEDERAL FUNDS							
DEPARTMENT OF HEALTH AND HUMAN SERVICES							
OTHER FEDERAL FUNDS							
INDIAN HEALTH FACILITIES, HSA			\$1,098				
MEDICARE-HOSPITAL INSURANCE, HCPA	12	12.772	\$354				
MEDICARE-SUPP. MEDICAL INSURANCE, HCPA	12	12.774	\$130				
SOCIAL SECURITY-DISABILITY INSURANCE, SSA	12	12.802	\$147				
SOCIAL SECURITY-RETIREMENT INSURANCE, SSA	12	12.803	\$1,080				
SOCIAL SECURITY-SURVIVORS INSURANCE, SSA	12	12.806	\$347				
SUPPLEMENTAL SECURITY INCOME, SSA	12	12.807	\$42				
TOTAL - OTHER FEDERAL FUNDS			\$3,238				
AGENCY TOTAL - FEDERAL FUNDS			\$3,238				
DEPARTMENT OF HOUSING AND URBAN DEVELOPMENT							
INDIRECT FEDERAL SUPPORT *							
PROPERTY IMPROVEMENT LOAN INSURANCE, H		14.142	(\$2)				
DEPARTMENT OF THE INTERIOR							
OTHER FEDERAL FUNDS							
CONSOLIDATED WORKING FUND, BIA			\$154				
CONSTRUCTION, BUREAU OF INDIAN AFFAIRS			\$3,598				
CONSTRUCTION, NATIONAL PARK SERVICE	18		\$3				
GEOL. MIN & WTR RES INVEST & TOPO MAP, GS	9		\$38				
OPERATION OF INDIAN PROGRAMS, BIA			\$7,506				
OPERATION OF THE NATIONAL PARK SYSTEM	18		\$313				
WORKING CAPITAL FUND, O/S, INTERIOR			\$13				
TOTAL - OTHER FEDERAL FUNDS			\$11,625				
AGENCY TOTAL - FEDERAL FUNDS			\$11,625				
DEPARTMENT OF LABOR							
GRANT FUNDS							
COMPREHENSIVE EMPL. & TRNG. PROGRAMS, ETA	5	17.232	\$177				
EMPLOYMENT SERVICES (CETA-LAW), ETA	5	17.207	\$105				
INDIAN EMPLOYMENT & TRAINING PROGRAM, ETA	5	17.234	\$209				
SUMMER YOUTH EMPLOYMENT PROGRAMS, ETA	5	17.232	\$25				
UNEMPLOYMENT INSURANCE, ETA	5	17.233	\$94				
YOUTH COMMUNITY CONSERVATION & IMPROV. ETA	5	17.232	\$7				
YOUTH EMPLOYMENT & TRAINING PROGRAMS, ETA	5	17.232	\$37				
TOTAL - GRANT FUNDS			\$453				
OTHER FEDERAL FUNDS							
FED UNEMPLOYMENT BENEFITS & ALLOWANCES, ETA		17.225	\$129				
SPECIAL UNEMPLOYMENT ASSISTANCE, ETA		17.225	\$36				
TRADE ADJUSTMENT ASSISTANCE, ETA		17.400	**				
TOTAL - OTHER FEDERAL FUNDS			\$165				
AGENCY TOTAL - FEDERAL FUNDS			\$618				
DEPARTMENT OF TRANSPORTATION							
GRANT FUNDS							
AIRPORT DEVELOPMENT AID PROGRAM, FAA		20.102	\$275				
HIGHWAY PLANNING AND CONSTRUCTION, FHWA		20.203	\$513				
TOTAL - GRANT FUNDS			\$789				
OTHER FEDERAL FUNDS							
ACQUISITION, CONSTRUCTION & IMPROVE., CG			\$299				
COAST GUARD SUPPLY FUND			\$48				
FACILITIES AND EQUIPMENT, A/A TRUST FUND			\$117				
OPERATING EXPENSES, CG			\$2,663				
OPERATIONS, FAA			\$712				
TOTAL - OTHER FEDERAL FUNDS			\$3,839				
AGENCY TOTAL - FEDERAL FUNDS			\$4,628				
DEPARTMENT OF THE TREASURY							
GRANT FUNDS							
STATE AND LOCAL GOV FISCAL ASST TRUST FUND			\$229				
TOTAL - GRANT FUNDS			\$229				
OTHER FEDERAL FUNDS							
ADMINISTERING THE PUBLIC DEBT	14		\$1				
S & E, UNITED STATES CUSTOMS SERVICE			\$28				
TOTAL - OTHER FEDERAL FUNDS			\$29				
AGENCY TOTAL - FEDERAL FUNDS			\$258				
INDIRECT FEDERAL SUPPORT *							
INTEREST ON THE PUBLIC DEBT	14		(\$693)				
ENVIRONMENTAL PROTECTION AGENCY							
GRANT FUNDS							
CONST GRTS FOR WASTEWATER TREAT WORKS, WWM		04.018	\$2,766				
TOTAL - GRANT FUNDS			\$2,766				
AGENCY TOTAL - FEDERAL FUNDS			\$2,766				
GENERAL SERVICES ADMINISTRATION							
OTHER FEDERAL FUNDS							
FEDERAL BUILDINGS FUND			\$185				
TOTAL - OTHER FEDERAL FUNDS			\$185				
AGENCY TOTAL - FEDERAL FUNDS			\$185				

FEDERAL INFORMATION EXCHANGE SYSTEM COUNTY SUMMARIES - AGENCY OPERATIONS

(Dollar amounts in thousands)

	PROVISION C.O.A.	CDA NO.	FY 1960 FUNDS		PROVISION CODE	CDA NO.	FY 1960 FUNDS
ALASKA—Con.				DEPARTMENT OF ENERGY			
OFFICE OF PERSONNEL MANAGEMENT				GRANT FUNDS			
OTHER FEDERAL FUNDS				STATE & LOCAL-CONSERV & SOLAR APPLICATION			
CIVIL SERVICE RETIREMENT & DISABILITY FUND	8		\$494	TOTAL - GRANT FUNDS	7	41 052	\$5
TOTAL - OTHER FEDERAL FUNDS			\$494	AGENCY TOTAL - FEDERAL FUNDS			\$5
AGENCY TOTAL - FEDERAL FUNDS			\$494	DEPARTMENT OF HEALTH AND HUMAN SERVICES			
POSTAL SERVICE				OTHER FEDERAL FUNDS			
OTHER FEDERAL FUNDS				HEALTH SERVICES, HSA			
POSTAL SERVICE FUND	15		\$555	MEDICARE-HOSPITAL INSURANCE, HCFA		13 773	\$3,884
TOTAL - OTHER FEDERAL FUNDS			\$555	MEDICARE-SUPP. MEDICAL INSURANCE, HCFA		12 774	\$1,486
AGENCY TOTAL - FEDERAL FUNDS			\$555	SOCIAL SECURITY-DISABILITY INSURANCE, SSA	12	13 802	\$112
SMALL BUSINESS ADMINISTRATION				SOCIAL SECURITY-RETIREMENT INSURANCE, SSA			
INDIRECT FEDERAL SUPPORT *				SOCIAL SECURITY-SURVIVORS INSURANCE, SSA			
SMALL BUSINESS LOANS		59 013	(\$113)	SUPPLEMENTAL SECURITY INCOME, SSA	12	13 807	\$55
VETERANS ADMINISTRATION				TOTAL - OTHER FEDERAL FUNDS			
OTHER FEDERAL FUNDS				AGENCY TOTAL - FEDERAL FUNDS			
AUTOS & SPECIAL EQUIPMENT, DISABLED VETS	12	64 100	\$0	DEPARTMENT OF HOUSING AND URBAN DEVELOPMENT			
COMPENSATION TO DEPENDENTS, VETS S/C DEATH	12	64 102	\$1	GRANT FUNDS			
DEPENDENTS INDEMNITY COMPENSATION (DICI)	12	64 110	\$19	COMM DEV BLOCK GRNTS-SMALL CITIES/DISC, CPD			
SONS, DAUGHTERS, WIVES & WIDOWS EDUCATION	12	64 117	\$3	TOTAL - GRANT FUNDS		14 219	\$71
VETERANS DEATH PENSION	12	64 105	\$15	AGENCY TOTAL - FEDERAL FUNDS			\$71
VETERANS DISABILITY COMPENSATION	12	64 109	\$130	DEPARTMENT OF THE INTERIOR			
VETERANS DISABILITY PENSION	12	64 104	\$17	GRANT FUNDS			
VETERANS INSURANCE AND INDEMNITIES	12	64 103	\$32	OUTDOOR RECREATION-AQUST, DEV & PLG, HCRS			
VETERANS READJUSTMENT TRAINING	12	64 111	\$83	TOTAL - GRANT FUNDS		13 400	\$100
VETS BURIAL AWARDS & OTHER MISC BENEF PMT	12	64 101	\$3	OTHER FEDERAL FUNDS			
VOCATIONAL REHAB. TRNG. FOR DISABLED VETS	12	64 116	\$1	CONSTRUCTION, BUREAU OF INDIAN AFFAIRS			
TOTAL - OTHER FEDERAL FUNDS			\$305	CONSTRUCTION, NATIONAL PARK SERVICE	18		\$6,500
AGENCY TOTAL - FEDERAL FUNDS			\$305	LAND AND WATER CONSERVATION FUND, HCRS	18		\$29
COUNTY TOTAL - GRANT FUNDS			\$5,995	OPERATION OF THE NATIONAL PARK SYSTEM	18		\$4
COUNTY TOTAL - OTHER FEDERAL FUNDS			\$22,991	ROAD CONSTRUCTION, BIA	18		\$465
COUNTY TOTAL - FEDERAL FUNDS			\$28,986	ROAD CONSTRUCTION, NATIONAL PARK SERVICE	18		\$601
				WORKING CAPITAL FUND, O/S, INTERIOR	18		\$1
				TOTAL - OTHER FEDERAL FUNDS			\$16
				AGENCY TOTAL - FEDERAL FUNDS			\$7,617
							\$7,716
COUNTY-SKAGWAY-YAKUTAT-ANGON				DEPARTMENT OF JUSTICE			
DEPARTMENT OF AGRICULTURE				OTHER FEDERAL FUNDS			
GRANT FUNDS				S & E, IMMIGRATION AND NATURALIZATION SVC			
NATIONAL SCHOOL LUNCH PROGRAM-CASH, FNS	10	10 555	\$77	TOTAL - OTHER FEDERAL FUNDS	19		\$55
SCHOOL BREAKFAST PROGRAM, FNS	10	10 553	\$13	AGENCY TOTAL - FEDERAL FUNDS			\$55
TOTAL - GRANT FUNDS			\$89	DEPARTMENT OF LABOR			
OTHER FEDERAL FUNDS				OTHER FEDERAL FUNDS			
WASTE DISPOSAL, FS	18		\$1	FED UNEMPLOYMENT BENEFITS & ALLOWANCES, ETA			
FOREST MANAGE. PROTECTION, AND UTILIZATION	18		\$169	SPECIAL UNEMPLOYMENT ASSISTANCE, ETA	17 725		\$56
WORKING CAPITAL FUND, FS	18		\$121	TRADE ADJUSTMENT ASSISTANCE, ETA	17 725		\$16
TOTAL - OTHER FEDERAL FUNDS			\$291	TOTAL - OTHER FEDERAL FUNDS	17 400		\$0
AGENCY TOTAL - FEDERAL FUNDS			\$380	AGENCY TOTAL - FEDERAL FUNDS			\$72
INDIRECT FEDERAL SUPPORT *				DEPARTMENT OF TRANSPORTATION			
DONATION OF COMM. TO SCHOOL LUNCH, FNS				GRANT FUNDS			
FOOD DISTRIBUTION TO SCHOOLS, FNS	10	10 550	(\$2)	HIGHWAY PLANNING AND CONSTRUCTION, FHWA			
TOTAL - OTHER FEDERAL FUNDS	10	10 550	(\$24)	TOTAL - GRANT FUNDS		20 205	\$954
DEPARTMENT OF COMMERCE				OTHER FEDERAL FUNDS			
GRANT FUNDS				COAST GUARD SUPPLY FUND			
ECON DEV-GRANTS & LOANS-PUBLIC WORKS, EDA	11 300		\$18	OPERATING EXPENSES, CG			\$1
TOTAL - GRANT FUNDS			\$18	OPERATIONS, FAA			\$2
OTHER FEDERAL FUNDS				RETIRED PAY, CG			
CONSOLIDATED WORKING FUND, NOAA	7		\$15	TOTAL - OTHER FEDERAL FUNDS			\$1,055
OPERATIONS, RESEARCH, AND FACILITIES, NOAA	7		\$208	AGENCY TOTAL - FEDERAL FUNDS			\$2,009
PERIODIC CENSUSES	7		\$8	DEPARTMENT OF THE TREASURY			
WEATHER & RIVER FORECASTS & WARNINGS, NWS	7		\$65	GRANT FUNDS			
TOTAL - OTHER FEDERAL FUNDS			\$296	STATE AND LOCAL GOV FISCAL ASST TRUST FUND			
AGENCY TOTAL - FEDERAL FUNDS			\$314	TOTAL - GRANT FUNDS			\$89
DEPARTMENT OF DEFENSE				OTHER FEDERAL FUNDS			
OTHER FEDERAL FUNDS				S & E, UNITED STATES CUSTOMS SERVICE			
CIVIL FUNCTIONS PRIME CONTRACTS	1		\$22	TOTAL - OTHER FEDERAL FUNDS			\$83
CIVILIAN PAY	13		\$17	AGENCY TOTAL - FEDERAL FUNDS			\$172
MILITARY RETIRED PAY	13		\$25	INDIRECT FEDERAL SUPPORT *			
TOTAL - OTHER FEDERAL FUNDS			\$64	INTEREST ON THE PUBLIC DEBT			
AGENCY TOTAL - FEDERAL FUNDS			\$64				\$1,000
DEPARTMENT OF EDUCATION				GENERAL SERVICES ADMINISTRATION			
GRANT FUNDS				OTHER FEDERAL FUNDS			
EDUC DEPRIVED CHILDREN-LEA'S	64 010		\$92	FEDERAL BUILDINGS FUND			
FOLLOW THROUGH	64 014		\$82	TOTAL - OTHER FEDERAL FUNDS			\$37
INDIAN ED-GRANTS TO LOCAL EDUCATIONAL AGENCY	64 040		\$78	AGENCY TOTAL - FEDERAL FUNDS			\$37
SAFE-MAINTENANCE AND OPERATION	64 041		\$369	DEPARTMENT OF ENERGY			
TOTAL - GRANT FUNDS			\$921	GRANT FUNDS			
AGENCY TOTAL - FEDERAL FUNDS			\$921	STATE & LOCAL-CONSERV & SOLAR APPLICATION			

ATTACHMENT B
Election Districts

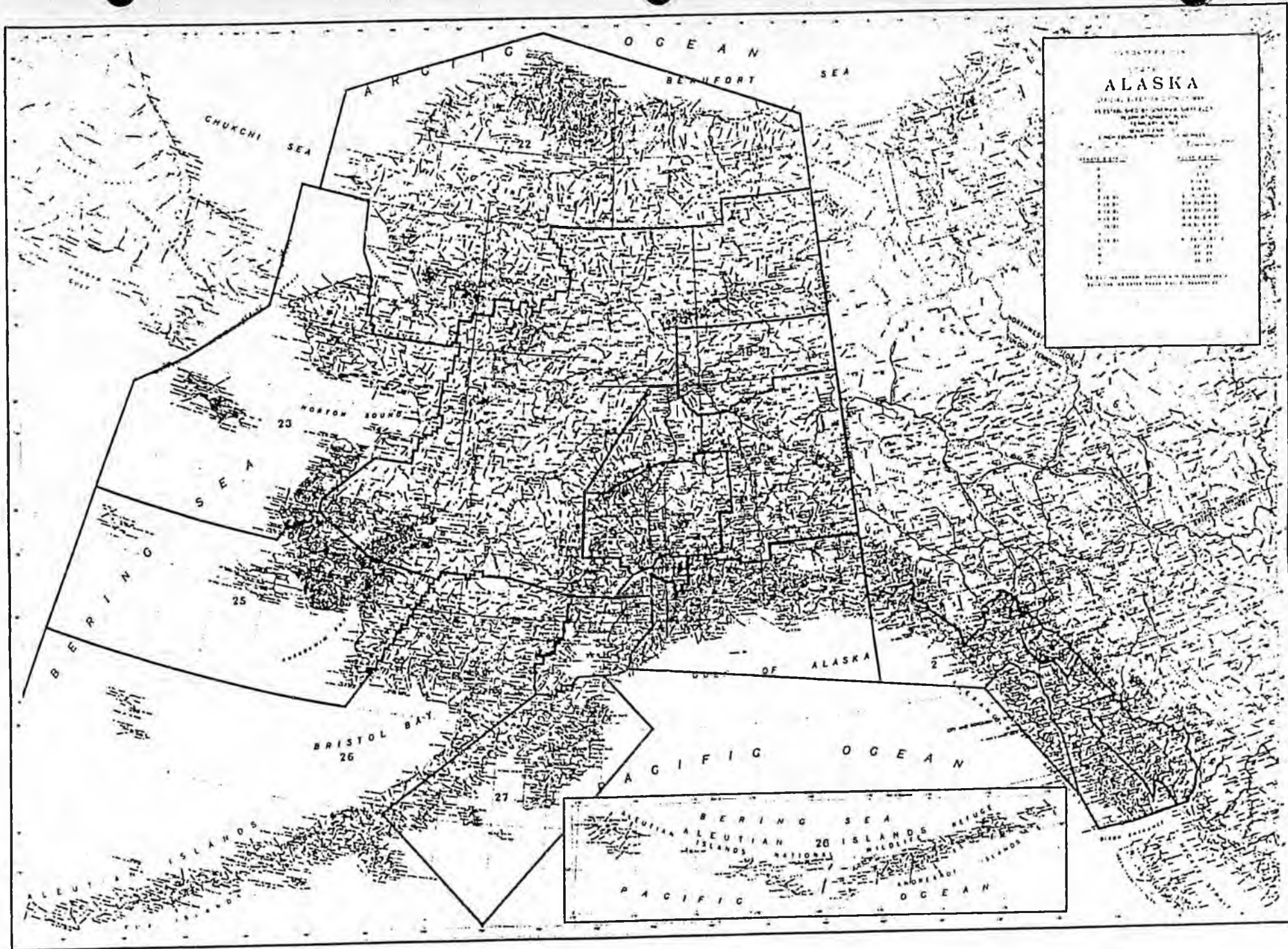


FIGURE 1

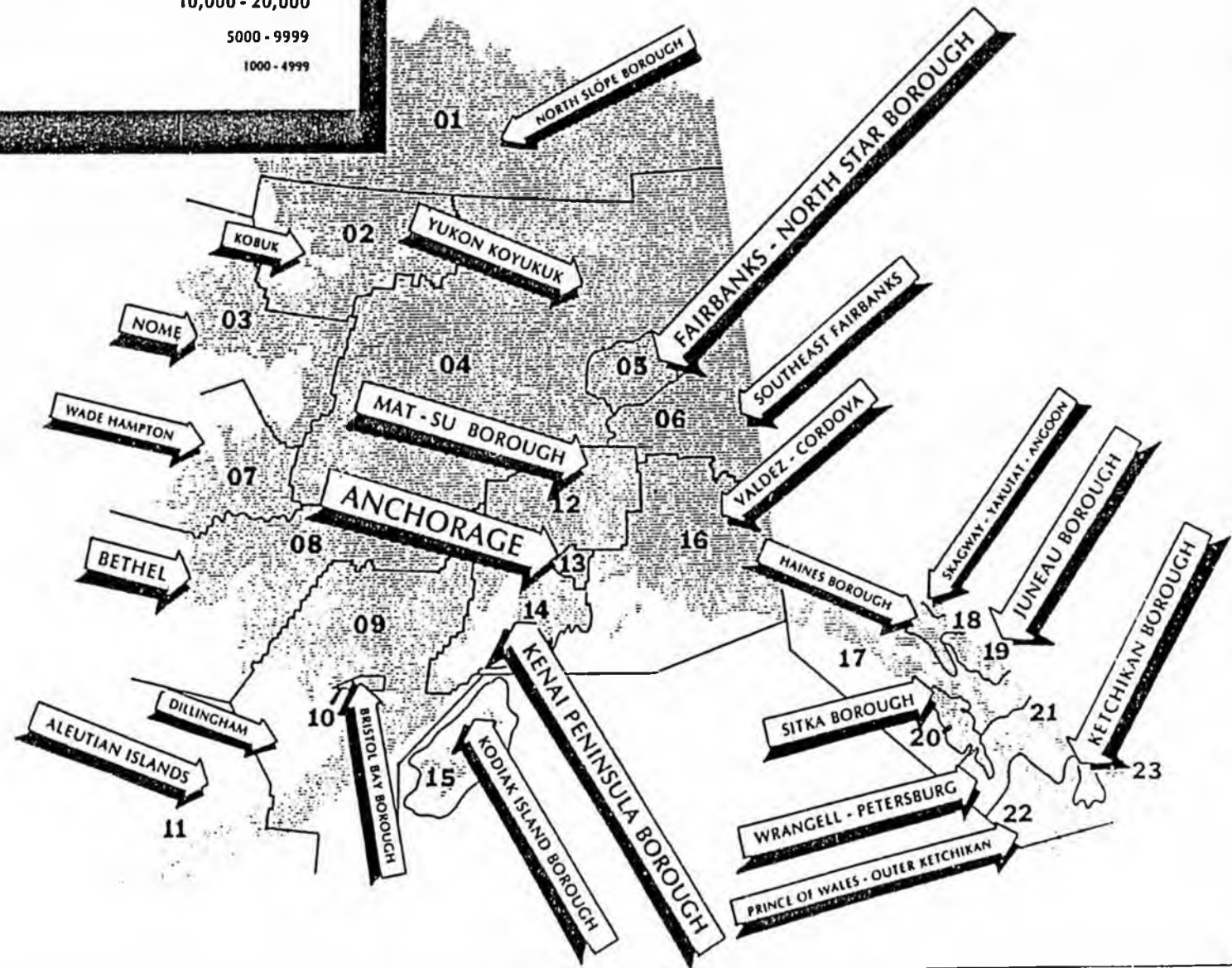
1980 CENSUS AREAS BY POPULATION

LETTER SIZE INDICATES

KEY

POPULATION

ANCHORAGE	OVER 100,000
FAIRBANKS - NORTH STAR BOROUGH	25,000 - 100,000
JUNEAU BOROUGH	10,000 - 20,000
KODIAK ISLAND BOROUGH	5000 - 9999
KOBUK	1000 - 4999





ALASKA STATE LEGISLATURE
HOUSE OF REPRESENTATIVES
RESEARCH AGENCY

P.O. Box Y, State Capitol
Juneau, Alaska 99811-3100
Mail Stop 3100
(907) 465-3991

August 22, 1986

MEMORANDUM

TO: Representative Niilo Koponen

ATTN: Lisa McLaren

FROM: Gretchen Keiser *G. Keiser*
Legislative Analyst

RE: Federal Transportation Funds for Alaska
Research Request 87-015

You asked us to investigate sources of federal transportation funds for Alaska to determine whether we were obtaining all available funding. In addition, you wanted to know if federal transportation funds for construction, maintenance and mass transit were administered separately.

We contacted the U.S. Department of Transportation for information on federal highway and mass transit funds for Alaska. The Alaska Department of Transportation and Public Facilities (DOT/PF) provided information about the administrative procedures involved in spending the federal funds. This memorandum first discusses federal highway funds administered by the Federal Highway Administration (FHWA) and then considers federal mass transit funds administered separately by the Urban Mass Transit Administration (UMTA).

Federal Highway Funds for Alaska

Annual revenues from the federal excise tax on gasoline are allocated nationwide on the basis of a state's miles of interstate highway, population and size. Alaska receives the minimum allocation of 0.5 percent, which represents about two to three times the amount of gasoline tax revenues collected in this state. General federal highway funds originally allocated to Alaska totalled \$165.4 million in the current federal fiscal year 1986--a one percent decline from the FY 85 funding level of \$167.6 million--following Gramm-Rudman budget adjustments. In mid-August, Alaska was notified that it will receive a supplemental allocation of \$3.2 million, which represents a share of unexpended FY 86 highway funds redistributed nationwide. The state also received \$5.2 million in FY 86 funding for special highway projects on federal public lands (e.g. the Craig-Klawock road on Prince of Wales Island).

During the past few years, Congress has placed limitations on the amount of allocated funds each state is authorized to spend during the fiscal year. In FY 85, for example, Alaska was limited to 95 percent (\$158.6 million) of its allocation. During FY 86, Alaska may obligate \$151.1 million in general federal highway funds--about 90 percent of its revised \$168.6 million allocation. The previously mentioned special highway project funding is not subject to the Congressional limitation.

Federal highway funds may not be used for highway maintenance, except for major renovations of interstate highways. Table 1 summarizes the federal highway fund categories and provides examples of Alaska highways which fall into the various categories. The funds which have been obligated in Alaska during the current fiscal year are also presented in Table 1. As of July 31, 1986, about \$104 million had been obligated in all fund categories; Alaska could spend an additional \$43.6 million in FY 86 funds. If we take into account the \$3.2 million in supplemental funds which the state recently received and obligations through August 21, 1986, the state has a balance of \$39 million--or 26 percent of the revised \$151.1 million FY 86 limitation.

According to the Federal Highway Administration, Alaska receives all federal highway funds to which it is entitled and routinely spends those funds up to its annual limitation. The Department of Transportation and Public Facilities (DOT/PF) must submit project-specific information in order to obligate federal funds and receive the authority to proceed on a highway project. Once federal funds are obligated, the DOT/PF contracts for design, engineering or construction work. According to Ron Lind (Director, Division of Plans, Programs and Budget in the DOT/PF), the above-mentioned balance of \$39 million with only six weeks remaining in federal FY 86 is somewhat large but represents primarily a \$25 million Glenn Highway project to be obligated shortly. The DOT/PF has submitted to the FHWA a preliminary list of about \$50 million in projects to be authorized under the remaining FY 86 obligations.

The DOT/PF pays expenses as work proceeds on a highway project and then submits a monthly bill, which consolidates expenditures for all qualified projects, to the FHWA for reimbursement. In the past, there has been a 100 to 180-day delay before the DOT/PF submitted bills for reimbursement. According to Doug Goldbach of the Division of Management and Finance in the DOT/PF, the lag now averages about 60 days under the Alaska State Accounting System (AKSAS). Much of this lag occurs because expenditure data in AKSAS must be converted into a form acceptable by the FHWA. Mr. Goldbach indicated that they are supplementing AKSAS with new accounting software which will speed the data conversion and reduce this lag. In addition, DOT/PF is developing an "on demand" billing system, which would allow more frequent billing (up to the FHWA's once-a-week limit) during the peak construction season.

Representative Koponen
August 22, 1986
Page 3

Federal Mass Transit Funds for Alaska

According to Pat LeVine, Alaska Regional Administrator for the Urban Mass Transit Administration (UMTA), Alaska has done quite well over the past few years with respect to mass transit funding. In FY 86, the State has received about \$370,000 for rural (entire state outside of Anchorage) and elderly/handicapped programs. The Municipality of Anchorage has also received about \$1 million in UMTA "Section 9" funds this year. Additional sources of mass transit funds to Alaska include Federal Highway Administration funds which can be shifted from the urban system category to the UMTA. Anchorage and Juneau are sharing about \$1 million in FY 86 FHWA funds for mass transit programs. Finally, the UMTA has "Section 3" discretionary funds available for special projects. According to Ms. LeVine, the Municipality of Anchorage has received about \$20 million in Section 3 funds over the past several years for construction of its vehicle maintenance facility.

* * *

Please contact me if you have any questions about this information.

GK

Attachment

TABLE 1
 FEDERAL HIGHWAY FUNDS FOR ALASKA
 Fiscal Year 1986
 (millions of dollars)

<u>Fund Category</u>	<u>Applicable Alaska Examples</u>	<u>Statewide Obligations 7/31/86</u>
<u>Interstate</u>		
Construction	Parks Highways	\$ 4.8
Renovation (4R monies)	Richardson Highway	19.9
<u>Non-Interstate</u>		
Primary systems (major regional roads)	Sitka-Juneau ferry route Egan Drive in Juneau	44.9
Secondary systems (major rural connectors)	Ballaine Rd in Fairbanks Southwest AK ferry route	25.5
Urban systems (local roads)	Minnesota Drive in Anchorage	1.4
Safety	Hazard elimination at railroad crossings	5.9
Other	Planning	0.3
	Bridge replacement	<u>1.5</u>
TOTAL FY86 OBLIGATIONS AS OF 7/31/86:		\$ 104.2
REMAINING FY86 BALANCE AS OF 7/31/86:		\$ <u>43.6</u>
CONGRESSIONAL FY86 LIMITATION AS OF 7/31/86:		\$ 147.8

NOTE: The Congressional limitation was increased to \$151.1 million in August 1986, with receipt of \$3.2 million in supplemental funds. As of 8/21/86, Alaska has obligated \$112.1 million; \$39 million is the FY 86 balance.

SOURCE: Federal Highway Administration, U.S. Department of Transportation.

Prepared by the House Research Agency, August 1986.



ALASKA STATE LEGISLATURE
HOUSE OF REPRESENTATIVES
RESEARCH AGENCY

P.O. Box Y, State Capitol
Juneau, Alaska 99811-3100
Mail Stop 3100
(907) 465-3991

September 22, 1986

MEMORANDUM

TO: Representative Niilo Koponen

ATTN: Lisa McLaren

FROM: Gretchen Keiser *G. Keiser*
Legislative Analyst

RE: Federal Transportation Funds for Alaska
Research Request 87.015 (Supplemental Information)

You requested us to provide additional information about the Federal Highway Administration (FHWA) FY 86 funds which were transferred to the Urban Mass Transit Administration (UMTA) and subsequently disbursed as mass transit grants to Alaska cities. Specifically, you were interested in: 1) how these funds are administered; and 2) why Fairbanks did not receive any of these FY 86 funds.

We contacted Pat LeVine, Alaska Regional Administrator for the Urban Mass Transit Administration, who clarified the use of FHWA funds for mass transit projects. During federal FY 86, about \$1.2 million was transferred from the FHWA to the UMTA for mass transit projects in Alaska. These so called Federal Aid Urban System (FAUS) FY 86 funds were disbursed by the UMTA to the Municipality of Anchorage. Anchorage has an ongoing metropolitan transportation planning process, with an advisory team of municipal, State and private transportation/mass transit people. The team identifies local mass transit projects, which are subject to approval by the municipality. The municipality then seeks FAUS funding for these capital improvement projects by submitting a grant application directly to the UMTA.

The FAUS funds are available through the UMTA for mass transit projects in other Alaska cities and towns in addition to Anchorage. We previously reported incorrectly that the City and Borough of Juneau had received some FY 86 FAUS funds; Juneau has received FAUS funds in the past but did not apply for these funds during FY 86. According to Ms. LeVine, the Fairbanks North Star Borough has not applied for FAUS funds in the past but has instead sought and obtained federal mass transit capital funding through UMTA's Section 3 discretionary funds program. Ms. LeVine suggested that Section 3 funds are less plentiful than in the past and that applications for FY 87 funds would likely be more successful through the FAUS funding route.

Representative Koponen
September 22, 1986
Page 2

We also contacted Ron Moore, Director of Mass Transit for the Fairbanks North Star Borough (FNSB), who was able to provide a historical overview of federal mass transit funding to the Borough. According to Mr. Moore, the FNSB received UMTA Section 3 discretionary funds during the early 1980s for capital improvements (i.e., the purchase of new buses and the rehabilitation of old buses). In recent years, however, the borough has sought and received UMTA Section 18 funds for operations. In FY 86, for example, the FNSB received about \$55,000 in Section 18 funds--its share of UMTA operating funds allocated to Alaska.

According to Mr. Moore, the FNSB is now completing a grant application for approximately \$40,000 - 60,000 in UMTA Section 8 FY 87 planning funds. These funds would be used to update the Borough's Transit Development Plan. An update must be prepared in order for the borough to be eligible for Section 3 or FAUS mass transit capital improvement funds. The borough will be submitting its Section 8 application to the State, which receives the federal planning funds and allocates them among approved applicants throughout the state. According to Mr. Moore, the State should know the amount of FY 87 Section 8 funds which will be available from the UMTA by the end of 1986. Mr. Moore indicated that the Fairbanks North Star Borough would likely seek FAUS and/or Section 3 capital funds in federal FY 88, provided the transit plan update is completed during FY 87.

* * *

Please contact us if you have any further questions.

GK

MEMORANDUM

State of Alaska

Department of Transportation & Public Facilities

TO: Rocky Gutierrez
Commissioner

DATE: February 6, 1987

FILE NO: FEB 11 1987

TELEPHONE NO: 465-3900

FROM: Mark S. Hickey ^{MSS}
Deputy Commissioner
Operations

SUBJECT: Obligation of
Federal-Aid Funds

Attached for your review and approval is a recommended list of projects for obligating the majority of remaining federal-aid funds. This will use most of our available apportionments until Congress reauthorizes the highway program, unless major unanticipated de-obligation of already apportioned funds occurs during the interim.

This list has been compiled based on recommendations from the regions and the Alaska Marine Highway System. An additional review opportunity was provided and no major objections or concerns were identified. The list has also been discussed with the Division Office of the Federal Highway Administration (FHWA) to ensure there aren't technical problems with proceeding with any of these projects.

Every effort has been made to fund identified priorities, with an emphasis on using available apportionments for important construction projects that would otherwise be delayed until the 1988 construction season. Second priority was given to preliminary engineering, right-of-way, and utility work needed to ensure full utilization of the federal FY'87 obligation authority, based on an assumption that Congress will reauthorize the program before October 1987. I currently anticipate problems in this regard even with these actions.

Please note that we have reserved about \$2.5 million for a contingency account, which is less than 10% of the available apportionment recommended for obligation. This will be needed to cover reimbursement for overspent phases and any unidentified priorities. I do not believe it would be prudent to reserve any less an amount. Please also note that we are currently accepting local FHWA advice and not attempting to use any bridge replacement funds for other categories. We may wish to re-examine this at a later time.

Approve _____

Disapprove _____

Date

Date

Attachment

PROPOSED OBLIGATIONS FHWA

AMOUNTS IN MILLIONS

JAN. 29, OBLIGATION AUTHORITY \$44.600
 EXPECTED DEOBLIGATION 5.990
 LESS: FUNDS NOT AVAILABLE REALLOCATION SECT.118 F
 RAIL HWY PROTECTION *138 -1.300
 RAIL HWY PROTECTION *139 -0.300

 LESS: FHWA (DIVISION) UNWILLING TO REALLOCATE
 BRIDGE REPALACEMENT 20 % (ON OR OFF) *114 -2.100
 BRIDGE REPALACEMENT *115 0.000
 BRIDGE REPALACEMENT 15 % OFF SYSTEM *117 -1.000
 BRIDGE REPALACEMENT 65 % ON SYSTEM *118 -6.000

 AVAILABLE: USE REALLOCATION SECT 118 F \$39.890

REGION	PROJECT	MONTH	AMOUNT	BRIDGE	PHASE	MONTH END BALANCE
CENT	PARKS GLENN INTERSECTION	2	0.960	0.000	4	
CENT	SWD HWY 4 36 TH AVE	2	0.010	0.000	4	
SE	JUNEAU RIDE SHARING	2	0.075	0.000	8	
ALL	HPR PROGRAM	2	0.150	0.000	8	
ALL	CONTINGENCY OVER SPENT PHASES	2	2.500	0.000	ANY	
NORTH	SOUTH EXPRESSWAY EAST	2	13.900	0.000	2,4&7	
AMHS	CLARK BAY FERRY TERMINAL	2	0.000	0.000	4	
SE	NORTH TONGASS HWT UPPER RT	2	0.225	0.000	2	
SE	TONGASS AVE SIGNAL	2	0.189	0.000	4	
SE	GLACIER HWY PAVING & INTERSECT	2	0.045	0.000	2	
SE	KAKE OUTER DRIVE	2	0.239	0.000	2	
SE	GLACIER HWY IND PT TO TEE HARBOR	2	0.016	0.000	2	
AMHS	WHITTIER FERRY TERMINAL	2	2.086	0.000	4	
AMHS	KETCHIKAN FERRY TERMINAL	2	0.080	0.000	2	
AMHS	SITKA FERRY TERMINAL	2	0.150	0.000	2	
NORT	PHASE 4 CHANGES NORTHERN	2	1.719	0.000	4	
NORT	PH 2 FOR FY 87 CONST NORTH	2	0.500	0.000	2	
NORT	PH 3 FOR FY 87 CONST NORTH	2	0.242	0.000	3	
NORT	PH 7 FOR FY 87 CONST NORTH	2	0.133	0.000	7	
CENT	PH 2 FOR FY 87 CONST CENT	2	0.490	0.160	2	16.181
NORT	TAYLOR HIGHWAY BRIDGES	3	1.200	4.100	4	
SE	WHITTIER ST INTER 87 CONST	3	0.021	0.000	2	
ALL	CONTINGENCT OVERSPENT PHASES	3	0.000	0.000	ANY	
NORT	PH 7 FOR FY 87 CONST NORTH	3	0.423	0.000	7	
CENT	PH 2 FOR 87 OBLIGATIONS CENT	3	0.400	0.000	2	
SE	MUD BAY ROAD BST	3	0.137	0.000	4	
CENT	DIMOND BOULEVARD VICTOR/JEWEL	3	14.000	0.000	4&7	0.000
SE	MENDENHALL LOOP RD ILLUM MOD.	4	0.056	0.000	2 & 4	-0.056
CENT	COPPER RIVER BRIDGE	5	0.000	2.800	4	-0.056
			39.946	7.060		

GAO

Annual Report to the Chairmen,
House and Senate Committees
on Appropriations

MAY 27 1987

February 1987

STATUS OF OPEN
RECOMMENDATIONS

Improving Operations of
Federal Departments
and Agencies



Ground Transportation

Highway Funding: Federal Distribution Formulas Should Be Changed



RCED-86-114. 03/31/86

Background

In response to a congressional request, GAO reviewed the statutory formulas used to apportion federal highway funds to the states.

to be consistent with the extent and use of the current system. Changing the factors used in arriving at these apportionment formulas would result in some states receiving more or less funds than under the present formulas.

deleted from the primary and secondary formulas; and (4) lane-miles should be added to the federal-aid urban highway apportionment formula, which is now based only on urban population, to provide a measure of the extent of the urban system.

Findings

More than \$13 billion in highway funds have been apportioned among the states in fiscal year 1986 on the basis of highway formulas enacted by Congress over the years. GAO found that: (1) the factors used in formulas to apportion highway funds should reflect the extent and usage of today's highway system; (2) lane-miles is a direct measure of the size of the road network and should be used to reflect the extent of the system to be preserved; (3) highway use can be measured by both vehicle-miles of travel and motor fuel consumption; (4) each method of measurement has advantages and disadvantages as a formula; (5) the interstate resurfacing, restoration, rehabilitation, and reconstruction program is the only formula currently using a combination of these factors; and (6) the primary, secondary, and urban formulas need to be revised

Open Recommendations to Congress

Congress should revise the factors used in the primary, secondary, and urban formulas as follows: (1) land area, which correlates poorly with the extent of the highway system, should be deleted from the primary and secondary formulas and be replaced with lane-miles, which more closely measures the extent of the highway system; (2) population, either rural or urban, which is an inexact measure of highway use, should be replaced with either vehicle miles of travel or motor fuel consumption, either of which more closely reflects highway use, including changes in such use; (3) postal mileage, which seems to bear no relationship to either the extent of the highway system or its use, should be

Status: Action not yet initiated.

Congress should request that the primary, secondary, and urban formula factors be weighted to reflect road deterioration.

Status: Action not yet initiated.

If Congress wishes to continue to use population in primary, secondary, and urban formulas, the Census Bureau's current state population estimates should be used between decennial censuses to develop annual estimates of urban and rural population.

Status: Action not yet initiated.

Ground Transportation

Auto Safety: Effectiveness of Ford Transmission Settlement Still at Issue

RCED-86-52. 06/10/86

Background

Pursuant to a congressional request, GAO examined the agreement between Ford Motor Company and the

Department of Transportation that closed the National Highway Traffic Safety Administration's (NHTSA) investigation of an alleged transmission defect in certain 1970-79 model year Fords.

Findings

As a result of increased injuries and fatalities due to allegedly faulty Ford automobile transmissions, Ford and

re adopted by
were applica-
and (3) were

rov-
l. secretary
information as
d former sub-
l the Secretary
d procedures
with sections
ile.

nd subsec. (c).
l that subsec.
l to relieve the
a final inspec-
tion and to
estimated cost
d of construc-
oc. (b) of this

added subsec.

ive history and
173 U.S. Code
ce, also, Pub.L.
d Adm. News,
Code Cong. and

101.
R 642.101.

strator's conclu-
-corps highway
official notice of
chapter, Admin-
e formal finding
be had without
Safety v. Tiemann,
215, remanded

activities centered
v issues and indi-
had standing to
certification ac-
ety standards for
r Auto Safety v.
F.Supp. 215, re-
2d 689.

activities centered
ety issues and
ring activities of
v had standing to
Federal Highway
le-making provi-

sions of the Administrative Procedure Act, sec-
tions 551 et seq. and 701 et seq. of Title 5, when
providing for alternative procedure for approving
state highway safety plans and failure of the Fed-
eral Highway Administration to open meetings
with a particular organization to the public pursu-
ant to Federal Advisory Committee Act, Appen-
dix I of Title 5. *Id.*

3. Regulations

Under this section, Federal Highway Adminis-
tration's duty to promulgate regulations pertaining
to states' plans for certification acceptance is man-
datory, although agency is vested with some dis-
cretion in deciding what type of regulations are
necessary. *Center for Auto Safety v. Tiemann*,
D.C.D.C.1977, 428 F.Supp. 118.

In light of Federal Highway Administration's
pending reconsideration of regulations pertaining
to certification acceptance plans under this sec-
tion, there was no final agency action which court
could review in action challenging such regula-
tion; however, if agency did not complete recon-
sideration of regulations within reasonable period
of time, agency would run risk of having its
failure to act treated, upon appropriate motion
made by plaintiffs, as final reviewable agency
action. *Id.*

In the absence of any showing of prejudice as to
Federal Highway Administration acceptance of
Georgia's certification acceptance plan for high-
way safety standards pursuant to original tainted
regulations governing certification applications,
since nonprofit organization which challenged the
regulations and the certification was able to com-
ment on the plan while it was pending, and since
the organization was entitled to substantive judi-
cial review of the acceptance of the certification,
court would not set aside approval of the Georgia
plan because of the procedural irregularities in the
adoption of the regulations. *Center for Auto
Safety v. Tiemann*, D.C.D.C.1976, 414 F.Supp.
215, remanded on other grounds 580 F.2d 689.

4. Judicial review

Finding of Federal Highway Administration
that state had capability to insure that safety
standards were contained in state's plan for certi-
fication acceptance under this section was not suffi-
ciently explained to afford court proper basis for
judicial review, in view of failure of agency to
inform court as to which portions of exhibits
consisting of thousands of pages were relied upon
by agency in making such determination, and thus
case would be remanded to agency for clarification.
Center for Auto Safety v. Tiemann, D.C.D.C.
C.1977, 428 F.Supp. 118.

While Federal Highway Administrator's deci-
sion to employ certification acceptance procedures
for state highway safety plan is unreviewable, his
decision to approve a state certification is depend-
ent upon mandatory findings and is therefore
subject to judicial review. *Center for Auto Safety
v. Tiemann*, D.C.D.C.1976, 414 F.Supp. 215, re-
manded on other grounds 580 F.2d 689.

5. Safety standards—Generally

When Federal Highway Administration ap-
proves state's certification acceptance plan under
this section, agency must make finding that state
has the capability to insure that safety standards

will be enforced. *Center for Auto Safety v. Tiemann*,
D.C.D.C.1977, 428 F.Supp. 118.

6. — Factors considered

Under provision of this section authorizing Sec-
retary of Transportation to accept certification
from a state on finding that its highway projects
will be carried out in accordance with state laws
and standards which will accomplish policies and
objectives of this title, it is for the Secretary to
determine factors relevant to a "capability" find-
ing and the appropriate method for making such a
finding; hence, "Certification Acceptance" regula-
tion which specifies reports, etc., that may be
examined in evaluating the state's performance
and resources is not deficient for failure to include
a comprehensive list of specific factors for making
a capability finding. *Center for Auto Safety v.
Bowers*, D.C.D.C.1979, 466 F.Supp. 829.

Fact that some documents provided by Sec-
retary of Transportation and Administrator of Fed-
eral Highway Administration were prepared after
acceptance of Georgia's certification that federal
aid highway projects would be carried out in

accordance with state laws and standards that meet
objectives of this title did not undermine the
award where there was no post hoc rationalization
and subsequent material was relevant to determin-
ing continuing adequacy of the state plan and
review of such documents was proper in face of
court's recognition of possibility of future consid-
eration of the capability finding. *Id.*

7. Substantial evidence

Decision of Secretary of Transportation and
Administrator of Federal Highway Administra-
tion to accept Georgia's certification of safety
standards for federal aid highways was supported
by substantial evidence, including showing that for
20 years the state operated satisfactorily under the
secondary road plan, which plan was predecessor
to current "Certification Acceptance" system,
with remainder of documents reviewed covering
many topics, including research and development,
safety review and ability of Georgia's Department
of Transportation to take corrective action once
deficiencies have been spotted. *Center for Auto
Safety v. Bowers*, D.C.D.C.1979, 466 F.Supp. 829.

§ 118. Availability of sums apportioned

(a) On and after the date that the Secretary has certified to each State highway department the sums apportioned to each Federal-aid system or part thereof pursuant to an authorization under this title, or under prior Acts, such sums shall be available for expenditure under the provisions of this title.

(b) (1) Sums apportioned to each Federal-aid system (other than the Interstate System) shall continue available for expenditure in that State for the appropriate Federal-aid system or part thereof (other than the Interstate System) for a period of three years after the close of the fiscal year for which such sums are authorized and any amounts so apportioned remaining unexpended at the end of such period shall lapse.

(2) Except as otherwise provided in this subsection, sums apportioned for the Interstate System in any State shall remain available for expenditure in that State for the Interstate System until the end of the fiscal year for which authorized. Sums not obligated within the time period prescribed by the preceding sentence shall be made available by the Secretary for projects on the Interstate System (other than projects for which sums are apportioned under section 104(b)(5)(B)) in accordance with the following priorities: First, for high cost projects which directly contribute to the completion of an Interstate segment which is not open to traffic; and second, for projects of high cost in relation to a State's apportionment. Sums may only be made available under this paragraph in any State if the Secretary determines that the State has obligated all of its apportionments other than an amount which, by itself, is insufficient to pay the Federal share of the cost of a project on the Interstate System which has been submitted by such State to the Secretary for approval, and the applicant is willing and able to (A) apply the funds to a ready-to-commence project; and (B) in the case of construction work, begin work within ninety days of obligation. Sums made available under this paragraph shall remain available until expended.

(3) Any amount apportioned to the States for the Interstate System under subsection (b)(5)(B) of section 104 of this title shall continue to be available for expenditure in that State for a period of two years after the close of the fiscal year for which such sums are authorized. Sums not obligated within the time period prescribed by the preceding sentence shall be made available by the Secretary for projects for resurfacing, restoring, rehabilitating, and reconstructing the Interstate System to any other State applying for such funds, if the Secretary determines that the State has obligated all of its apportionments under such subsection other than an amount which, by itself, is insufficient to pay the Federal share of the cost of such a project which has been submitted by such State to the Secretary for approval, and the applicant is willing and able to (A) obligate the funds within one year of the date

nence project; and days of obligation. be until expended.

It will be deemed the State for Federal-aid highway modification of the of funds, primary, ate and be immedi-

A) of this title for a ry shall set aside by the Secretary in

section, an amount for the Interstate le on account of the 2, which withdrawal i be available to the this section.

ing a current fiscal rdance with section us.

le may be expended aid system that will industrial, or other

4-280, Title I, § 117(a). 92 Stat. 2697; Pub.L. Jan. 6, 1983, 96 Stat.

97-424, § 115(b), add- Former subsecs. (c) and e) and (f), respectively. L. 97-424, § 115(b), re- and (d) as (e) and

Subsec. (b). Pub.L. I continue to be available State for a period of two the fiscal year for which ed and any amounts so suspended at the end of for "remaining unexpended of its availability shall

Subsec. (b). Pub.L. uses relating to the avail- end of the fiscal year for availability of funds until se of the fiscal year and establishing requirements for provisions calling for nent of funds.

Subsec. (b). Pub.L. test, provided for a separ- l of availability of sums -aid system (other than increased from the previ- ar period; continued the d for sums apportioned to substituted provision for ms, apportioned to the ite System under section

104(b)(4)(A), under section 104(b)(5)(A) of this title and for lapse of sums apportioned to the Interstate System under section 104(b)(4)(B) of this title for prior provision for reapportionment of sums, apportioned to the States for the Interstate System under section 104(b)(4) and (5), under section 104(b)(5) of this title; and substituted provisions deeming there to be an expenditure of sums apportioned to a Federal-aid system if a sum equal to the total of the sums apportioned to the State for the fiscal year and previous fiscal years is obligated for prior provision deeming an expenditure to exist if a sum equal to the total of the sums apportioned to the States for the fiscal year and previous fiscal years is covered by formal project agreements providing for the expenditure of funds authorized by each Act which contains provisions authorizing the appropriation of funds for Federal-aid highways.

1966 Amendment. Subsec. (d). Pub.L. 89-574 added subsec. (d).

Effective Date of 1979 Amendment. Section 5(b) of Pub.L. 96-106 provided that: "The amendment made by subsection (a) of this section [amending this section] shall apply to all amounts apportioned under section 104(b)(5)(B) of title 23, United States Code [section 104(b)(5)(B) of this title], for the fiscal year 1978 and for subsequent fiscal years."

Legislative History. For legislative history and purpose of Pub.L. 89-574, see 1966 U.S. Code Cong. and Adm. News, p. 2800. See, also, Pub.L. 94-230, 1976 U.S. Code Cong. and Adm. News, p. 798; Pub.L. 95-599, 1978 U.S. Code Cong. and Adm. News, p. 6575; Pub.L. 96-106, 1979 U.S. Code Cong. and Adm. News, p. 1813; Pub.L. 97-424, 1982 U.S. Code Cong. and Adm. News, p. 1639.

Code of Federal Regulations

Preconstruction procedures, see 23 CFR 630.102.

Notes of Decisions

- Federal restrictions 2
- Justiciable issues 3
- State control of allotted funds 1
- State funds, use of its own 4

1. State control of allotted funds

A reasonable construction of provision of this section providing that sums apportioned to each Federal-aid system or part thereof shall be available for expenditure on and after date Secretary has certified sums to each State highway department was not supportive of Secretary's argument that states have no inchoate interest whatsoever in funds so apportioned. State Highway Commission of Missouri v. Volpe, C.A.Mo.1973, 479 F.2d 1099.

2. Federal restrictions

Provision of subsec. (b) of this section providing that highway funds shall continue to be available

§ 119. Interstate System resurfacing

(a) The Secretary may approve projects for resurfacing, restoring, rehabilitating, and reconstructing routes on the Interstate System designated under sections 103

for expenditure "in that state" for a period of two years before the lapse simply means that money is to be available for an individual state to use, and if any state does not obligate all their money within two-year period, then money will lapse, but does not mean that federal government may withhold money as it sees fit so long as states are allowed to obligate funds within two years. State Highway Commission of Missouri v. Volpe, C.A.Mo.1973, 479 F.2d 1099.

State which was ready, willing and able to obligate its apportionment from highway trust fund but was prevented from doing so by withholding, by Secretary of Transportation of the United States with approval of Director of the Office of Management and Budget of the United States, of authority to obligate apportionment from the fund for reasons related to prevention or control of inflation was entitled to injunctive and declaratory relief. State Highway Commission of Mo. v. Volpe, D.C.Mo.1972, 347 F.Supp. 950, modified on other grounds 479 F.2d 1099.

Under this chapter and V.A.M.S. Const. art. 4, §§ 29, 30 and V.A.M.S. § 226.010 et seq., State Highway Commission of Missouri had standing, as state agency invested with exclusive and plenary powers and duties on behalf of Missouri to receive and administer federal highway funds and apportionments, to maintain action against Secretary of Transportation of the United States and Director of the Office of Management and Budget of the United States seeking injunctive, declaratory and mandamus relief in connection with withholding authority from Missouri to obligate apportionment from highway trust fund. Id.

3. Justiciable issues

Action under section 1361 of Title 23 by State to compel Secretary to release all funds authorized and apportioned to State for contractual obligation under this chapter presented a justiciable controversy. State of Iowa ex rel. State Highway Commission v. Brinegar, C.A. Iowa 1975, 512 F.2d 722.

Although Indiana motorist contended that he had been injured by failure of Director of Office of Management and Budget and Secretary of Transportation to release impounded highway funds, where no state project had been denied by Administration and all money apportioned to state for prior fiscal years, as well as major portion of current fiscal year's funds, were available to state, the issue motorist presented was conditioned on events that had not occurred and were so hypothetical as to be nonjusticiable. Stanton v. Ash, D.C.Ind.1974, 384 F.Supp. 625.

4. State funds, use of its own

Where state highway project had not received federal funding prior to injunction halting project, district court was without authority to enjoin state's use of its own funds to engage in preliminary planning and design activities on theory that state and federal government were partners in the enterprise. Sierra Club v U.S. Army Corps of Engineers, C.A.N.Y.1984, 732 F.2d 253.

APPENDIX C-1

Apportionment Formulas

Formulas for apportioning authorized sums for certain classes of Federal-aid highways are specified by statute. These are shown below.

<u>Fund</u>	<u>Factors</u>	<u>Weight</u>	<u>Statute*</u>	<u>Minimum Apportionment</u>	
Interstate System (for completion only)	Relative Federal Share of Cost to Complete the System**	1	104(b)(5)(A)	1/2 percent (including Alaska)	
Interstate Resurfacing, Restoration, Rehabilitation, and Reconstruction	Interstate System Lane Miles	55%	104(b)(5)(B)	1/2 percent	
	Vehicle Miles Traveled on Interstate System	45%			
Interstate Highway Substitution (3/4 apportioned, 1/4 discretionary allocation)	Relative Federal Share of Cost to Complete Substitute Projects	1	103(e)(4)	-----	
Primary System	<u>Formula A</u>		104(b)(1)		
	Area	2/9			
	Rural Population	2/9			
	Rural Delivery Route Mileage and Intercity Mail Route Mileage	2/9			
	Urban Population*** (1/2 percent minimum (except D.C.))	1/3			
	<u>Formula B</u>		Sec. 108, P.L. 97-424		
	Rural Population	1/2			
	Urban Population***	1/2			
	For each State, determine greater of A or B, then: Each State's apportionment equals: $A \text{ or } B \times \frac{\text{Total Primary Authorization}}{\text{Sum of all States' A or B}}$ Except that: the apportionment is not less than smaller of A or B				1/2 percent (including territories as a whole)
	Secondary System	Area	1/3	104(b)(2)	1/2 percent (except for D.C.)
Rural Population		1/3			
Rural Delivery Route Mileage and Intercity Mail Route Mileage		1/3			
Urban Population***		1/3			
Urban System	Urban Area*** Population	1	104(b)(6)	1/2 percent	
Urban System Planning	Urbanized Area**** Population	1	104(b)(6)	1/2 percent	
Urban System Rehabilitation	Relative share of total cost of deficient bridges	1	104(b)(6)	1/2 percent (maximum)	

TABLE 1
 FEDERAL AID HIGHWAY APPROPRIATIONS BY ELECTION DISTRICT FY 1984-1987
 (thousands of dollars)

DISTRICT NAME	HOUSE ELECTION DISTRICT	FY 84		FY 85		FY 86		FY 87	
		Approp.	% of total funds	Approp.	% of total funds	Approp.	% of total funds	Approp.	% of total funds
KETCHIKN-WRANGL-PETRSBG	1	0.0	0.0%	7,222.0	10.1%	10,350.0	4.8%	5,800.0	2.3%
INSIDE PASSAGE	2	1,788.0	0.9%	4,508.0	6.3%	6,210.0	2.9%	13,804.0	5.6%
BARANOF-CHICHAGOF	3	0.0	0.0%	0.0	0.0%	900.0	0.4%	0.0	0.0%
JUNEAU	4	3,864.0	1.9%	2,852.0	4.0%	6,580.0	3.1%	135.0	0.1%
KENAI-COOK INLET	5	0.0	0.0%	0.0	0.0%	11,000.0	5.1%	300.0	0.1%
PRINCE WILLIAM SOUND	6	1,039.0	0.5%	3,036.0	4.2%	2,380.0	1.1%	5,850.0	2.4%
ANCHORAGE	7-15	119,958.0	59.7%	15,544.0	21.7%	74,432.0	34.5%	136,827.6	55.2%
MATANUSKA-SUSITNA	16	10,795.0	5.4%	368.0	0.5%	3,285.0	1.5%	8,985.0	3.6%
INTERIOR HIGHWAYS	17	33,397.0	16.6%	32,802.0	45.7%	36,690.0	17.0%	24,174.0	9.8%
FAIRBANKS	18-21	20,020.0	10.0%	5,402.0	7.5%	45,960.0	21.3%	46,967.0	19.0%
NORTH SLOPE-KOTZEBUE	22	0.0	0.0%	0.0	0.0%	13,000.0	6.0%	0.0	0.0%
NORTON SOUND	23	9,220.0	4.6%	0.0	0.0%	4,680.0	2.2%	4,981.0	2.0%
INTERIOR RIVERS	24	0.0	0.0%	0.0	0.0%	0.0	0.0%	0.0	0.0%
LOWER KUSKOKWIM	25	0.0	0.0%	0.0	0.0%	0.0	0.0%	0.0	0.0%
BRISTOL BAY-ALEUTIAN IS	26	0.0	0.0%	0.0	0.0%	0.0	0.0%	0.0	0.0%
KODIAK-EAST AK PENINSULA	27	900.0	0.4%	0.0	0.0%	0.0	0.0%	0.0	0.0%
TOTAL		200,981.0		71,734.0		215,467.0		247,823.6	

Prepared by the House Research Agency February 1987 (87-151;860506-01).



ALASKA STATE LEGISLATURE
HOUSE OF REPRESENTATIVES
RESEARCH AGENCY

Pouch Y, State Capitol
Juneau, Alaska 99811
(907) 465-3991

September 1, 1983

MEMORANDUM

TO: Representative Niilo Koponen

FROM: Betty Barton, Legislative Analyst *BB*
Susan Brody, Director *SB*

RE: Reductions in Federal Funding in Alaska
Research Request No. 83-140

You asked this agency to obtain information about decreases in federal funding that may have occurred in Alaska since fiscal year 1980. In those instances where reductions have taken place, you also asked that we examine whether the State had attempted to replace lost federal funds or had absorbed these losses. No agency within the State has comprehensively monitored this issue in the past, and there is no single source that is considered to be entirely accurate regarding either the obligation or outlay of federal funds in Alaska.¹ At the federal level, existing data is also limited. Because of this, a detailed response to several components of your request was not possible.

Part one of this memorandum presents an overview of several of the fundamental and significant issues concerning federal aid to State and local governments; it reviews the types of federal assistance that are received and summarizes the proposed changes in federalism policies as well as the significance of the changes to State and local governments. Part two examines the reductions in federal aid to Alaska and the effects of these reductions on the State and its municipalities. Part two also presents the results of a survey we conducted of State agencies in Alaska regarding reductions in federal funding for the period FY 1980 to FY 1984.

¹ The Governor's Office of Management and Budget (OMB) is in the process of developing a system for monitoring federal spending in Alaska by department.

OVERVIEW OF FEDERAL AID

Categories of Federal Spending

Federal spending in the states may be divided into five categories:

1. Payments to individuals;
2. Procurements;
3. Grants to states and local governments;
4. Salaries and wages; and
5. Miscellaneous expenditures.

Of these, payments to individuals is the largest category of federal expenditure. Of the \$603.5 billion in federal outlays for Federal Fiscal Year (FFY) 1982, \$286 billion or 47 percent was for direct payments to individuals.² These payments, which include medicare, social security, and federal retirement, are primarily distributed to the elderly. However, food stamp distribution, payments to veterans and to the disabled, and several other program outlays are included in this category.

Twenty-four percent of federal outlays in FFY 1982 was in procurement, the acquisitions made by federal agencies within states. The vast majority of these outlays are military-related; in FFY 1982, 80 percent of the outlays in this category were for procurement by the Department of Defense.

The third largest category of federal assistance is grants to states and local governments. Eighty-eight billion dollars³ (15 percent of total outlays) fall within this category, which includes direct cash grants to state and local government units, payments for grants-in-kind, payments to nongovernmental entities when such payments result in cash or in-kind services that are passed on to a state or local government, payments to regional organizations that are redistributed at the state or local level, research development payments to state and local governments, and shared revenues.⁴ Twenty-eight percent of this

² Based on data provided by the U.S. Bureau of the Census.

³ Figures for federal grants that were used by the U.S. Bureau of the Census at the time of its preparation of Federal Expenditures by State for Fiscal Year 1982 were primary and may differ slightly from final data to be prepared by the U.S. Department of Treasury.

⁴ Excluded from this category are federal government grant payments to individuals, some profit and nonprofit organizations, and payment for services rendered.

category of federal assistance was for Aid to Families with Dependent Children (AFDC) and Medicaid while 5 percent was for shared revenues.

Less than ten percent of all federal expenditures fall within the miscellaneous category. These amounts, as reported to the Census Bureau Federal Assistance Award Data System (FAADS), generally represent obligations of the federal government based upon awards of financial assistance approved during the fiscal year. However, the differences between these amounts and actual expenditures are estimated to be small. Roughly \$5 billion fell within this category in FFY 82.

Of the five categories of federal expenditures occurring in states, it is grants-in-aid that most directly affects state and local government budgets. Consequently, it is this type of federal aid that is the focus of this memorandum.⁵

Federal Grants to State and Local Governments

Essentially, there are three types of federal grants made to states and municipalities: categorical grants, block grants, and general revenue sharing funds. Generally speaking, categorical grants may be used only for designated, narrowly defined purposes. General revenue sharing funds, on the other hand, are distributed to states and local governments by formula and have few restrictions regarding either the purpose or process utilized for expenditure. In between these two kinds of grants are block grants which present fewer limitations than categorical grants but more than would be imposed through general revenue sharing. Block grants are normally distributed by formula to governments and are to be used in a broad functional area; the specific uses of block grant funds are generally left to the recipient's discretion.⁶

Categorical grants are the oldest and most utilized method of dispensing federal aid; the first block grant was not established until 1966 and general revenue sharing not until 1972. In terms of purpose, federal grants-in-aid fall within one of three categories: grants for operating purposes; grants for capital expenditures; and entitlement grants to individuals or families, e.g. AFDC or Medicaid grants.

⁵ Some attention will also be given to direct payments to individuals.

⁶ Claude E. Barfield, Rethinking Federalism: Block Grants and Federal, State and Local Responsibilities, pages 1 and 2.

The federal grants-in-aid concept emerged during the middle part of this century and made a substantial impact on the spending pattern of state and local governments. Between 1956 and 1981, federal, state and local spending (in nominal terms) increased ten times in size; public spending rose from \$99 billion in 1956 to \$925 billion in 1981.⁷ Public expenditures are commonly measured as a percentage of the gross national product (GNP) in order to account for certain factors, such as price increases and growing population. Expressed in these terms, public spending increased from 24 percent of the GNP in 1956 to 32 percent in 1981. In the federal GNP share, more than 33 percent of this growth is attributed to increased outlays in grants to state and local governments.⁸

The largest increase in federal aid occurred in 1972 when general revenue sharing was implemented. The advent of dollars distributed through this program enabled states and local governments to establish tax relief measures between 1973 and 1975.⁹ By 1976, in most states, revenue surpluses had declined causing a resumption of high state and local tax burdens. In many states and localities, property tax relief campaigns were initiated which resulted in a substantial reduction in state and local revenues. At the same time that states and localities were encountering difficulties in their ability to drive down costs and generate revenues, federal domestic policies began to change.¹⁰

Changing Policies Regarding Federal Aid

In 1981, President Reagan presented an economic package that included substantial modifications to the relationship between the federal government and its states and local governments. Central to the President's position was a concern that the federal government had assumed responsibilities that could be undertaken more effectively by state and local governments. Included within this position was a belief that the system of dispensing federal aid--largely through categorical grants--was duplicative, ineffective, and frequently involved excessive regulatory requirements. In response to these concerns, the Reagan administration began to devise both long and short-term goals.

7 John L. Palmer and Isabel V. Sawhill, eds., The Reagan Experiment, page 61.

8 Ibid.

9 Ibid., page 161

10 Ibid.

Included among the long-term goals was an extensive plan for several major program transfers which would have resulted in the federal government assuming complete responsibility for the administration and financing of Medicaid while giving the state governments complete responsibility for Aid to Families with Dependent Children and Food Stamps. In subsequent proposals, the Food Stamp program was excluded from the proposal. The Reagan administration appears to have postponed consideration of this aspect of the federalism initiative. Although a plan of transfer was proposed in the FFY 83 budget plan, it does not appear in the FFY 84 proposal.

Under the original plan, responsibility for approximately 40 grants-in-aid programs would be "turned back" to the states, and, on a transitional basis (until 1987), would be financed by a trust fund to be comprised of revenues from the federal windfall oil profits tax¹¹ and excise taxes. Between 1988 and 1991, states could determine whether or not to assume responsibility for the former federal programs and would be able to reimpose taxes at the state level that had been phased out at the federal level. Elements of the President's "turn back" plan currently appear in the FFY 84 budget proposal.

The short-term goals of the Reagan administration regarding state and local governments are expressed throughout the FFY 1982 - 1984 budget proposals. Essentially, they may be summarized as follows:

- Reduce grants-in-aid funding;
- Simplify the administration and regulation of grants; and
- Consolidate categorical grants into block grants.

The third goal--concerning block grants--is clearly the major underpinning of the short-term strategy.

In 1981, in his initial budget proposal, President Reagan proposed the consolidation of 85 categorical programs into seven block grants. Congress was generally responsive to this plan, but made several modifications. As enacted, the Omnibus Budget Reconciliation Act of 1981 consolidated 54 programs into the following nine block grants:¹²

- Preventive Health
- Maternal and Child Services

¹¹ The windfall profits tax eventually was dropped from the proposal.

¹² Seven block grants were created and two existing ones were restructured.

Representative Koponen
September 1, 1983
Page 6

- Alcohol and Drug Abuse
- Social Services (revamped)
- Community Services
- Low-Income Energy Assistance (revamped)
- Community Development
- Education and Consolidation Improvement Act

The most substantial effect of this was in the area of health services which had 21 categorical grant programs consolidated into four block grants and which resulted in funding reductions of between 20 and 35 percent. Although the Reagan administration made significant gains in their effort to reduce the number of categorical grants, 450 remained in 1982.

In his FFY 83 budget proposal, President Reagan proposed eight additional block grant initiatives and modifications of these existing grants to include still more categorical programs. As articulated by the U.S. Office of Management and Budget, the purpose of the administration's proposals was to: continue the consolidation effort initiated in the previous year, give states more discretion over the use of their funds, and decrease state and local dependence on federal funds.

By many interpretations, the congressional response to Reagan's proposal in 1982 was less favorable than it had been earlier. Congress authorized only two additional block grants in 1982: the Jobs Training Partnership Act and the Surface Transportation Act.

In the FFY 84 budget plan, the administration has proposed four new block grant initiatives, each introduced as a separate bill:

- The State Fiscal Assistance Block Grant Act (S763 & HR 2650)
- The Local Fiscal Assistance Block Grant Act (S762 & HR 2648)
- The Federalism Block Grant Highway Act (S767 & HR 2649)
- The Rural Housing Block Grant Act (S761 & HR 2647)

If enacted, the grants would be authorized for a five-year period (FFY 84 - FFY 88). According to the President's annual budget message, he intends to appoint a special commission that would explore whether or not excise taxes or a percentage of the income tax could be turned back to states and localities.¹³

¹³ Dierdre Riemer, National Governors' Association, InfoLetter, "Federalism Update," 5/18/83, page 4.

Under the FFY 1984 proposal, federal aid outlays appear, on the surface, to increase from \$93.5 billion to \$95.9 billion. However, the increase is primarily due to \$3.2 billion in additional highway funds resulting from the recent gasoline tax increase and \$1.5 billion in increased medicaid expenditures that are resulting from continued increases in health care costs. If enacted as proposed, the budget would result in roughly \$2.7 billion in reductions for a variety of social programs. In turn, federal aid outlays would decline from 11.6 percent of total outlays to 11.3 percent.¹⁴

Fiscal Impact of the New Federalism

According to staff at the National Governors' Association, the likelihood that Congress will enact any of the Reagan administration's most recent federalism initiatives is not strong, particularly given the absence of substantial support from either state or local interest groups.¹⁵

However, regardless of whether or not the Reagan administration's plan is approved, most forecasters have predicted a continued downward trend in the level of federal aid that is obligated to state and local governments. In its most recent report on the features of federalism, the U.S. Advisory Commission on Intergovernmental Relations, has stated that indicators point to a continued decline.¹⁶ The Commission attributes this trend to the action of federal policymakers who are "returning to the basics" in federal budgeting policy. In a recent article in the National Journal, analysts noted that federal aid is one of the simplest components of the budget to reduce: it is roughly one-half of the "so-called controllable" part of the budget and its constituency tends to be diffused.¹⁷

The fiscal impact of these policies on state and local budgets could be substantial. For example, according to Steven Gold of the National Conference of State Legislatures, if the Reagan administration's budget

14 Rochelle L. Stanfield, National Journal, "State and Local Aid: Still the Easiest to Trim," 2/5/83, page 275.

15 Ibid, page 7.

16 U.S. Advisory Commission on Intergovernmental Relations, The Significant Features of Federalism, 1982-1982.

17 Rochelle L. Stanfield, National Journal, "State and Local Aid: Still the Easiest to Trim," 2/5/83, page 275.

proposals were all adopted, 1991 federal aid would comprise only 3 or 4 percent of state and local budgets as compared to 25 percent in 1980.

Of fundamental concern is whether state and local governments would be able to absorb reductions in aid and program transfers without establishing large increases in local tax structures. A recent survey of state budgets conducted by the National Governors' Association and the National Association of State Budget Offices, found the financial condition of states to be substantially weakened. Based on survey findings, states tended to spend more in FY 83 than they generated in revenues; 27 states are anticipating balances of less than one percent of current expenditures.¹⁸ Forty-six states plan to continue using budget balancing measures; of these, 38 will employ temporary or permanent tax increases; 27 will maintain hiring limits; and 18 will restrict all out-of-state travel for public personnel.

In light of these gloomy fiscal conditions, surprisingly little research has been conducted regarding the effects of these new policies on states and localities. A notable exception is an extensive study directed by Richard P. Nathan, professor of public and international affairs at Princeton's Woodrow Wilson School.¹⁹ The project evaluated 14 states and 40 cities, seeking to identify both the specific programs and services that these governments eliminated in FY 1982 and the ways in which the sample governments responded to federal reductions. In the FFY 82 budget, the largest reductions occurred in social programs, particularly those that provide grants-in-aid. The type of federal aid to states and localities that received the most substantial reductions was in the area of operating grants, which experienced a 17.5 percent decrease in outlays compared to FFY 81. However, capital grants also declined, receiving a 7.5 percent reduction. And, although entitlement grants rose slightly (two percent), the rate of increase was substantially less than those occurring during the past five years, which average ten percent.

¹⁸ National Governors' Association Office of Research and Development and the National Association of State Budget Offices, Fiscal Survey of the States, 1983, June 1983, page 2.

¹⁹ The results of the study have been published in a book entitled The Consequences of Cuts: The Effects of Reagan's Domestic Program on State and Local Governments (Princeton University Press), which is scheduled to be distributed this month.

Despite the magnitude of these reductions, the Princeton study has found that for most states and localities, fiscal impacts were not as significant as anticipated. Only in occasional instances were lost federal aid dollars replaced with state and local funds.²⁰

It is important to stress that the mildness of these fiscal impacts is partially attributable to a delayed reaction on the part of state and local governments. Dr. Nathan, in fact, has noted that "state and local governments used various delaying and coping strategies to postpone the effects of the federal budget cuts in fiscal year 1982."²¹ He found this pattern to be particularly prevalent in terms of block grants. Governments frequently used federal carry over funds to delay the effects of reductions. Consequently, more significant effects may be felt in state operations in current and future years.

Finally, although state and local governments did not sustain major fiscal impacts as a result of the FFY 82 reductions, that is not to say that states were not affected. According to the findings of the study, those who were most significantly affected by the reductions were people, particularly the "working poor," who were negatively affected by reductions in entitlement programs and operating programs.

²⁰ According to study findings, replacement was most prevalent in Oklahoma, New York and Massachusetts where states replaced between 10 and 25 percent of lost aid. Five of the fourteen states replaced some of the lost funds, but at a rate of less than 10 percent. At the local level, the replacement rate was smaller.

²¹ Richard P. Nathan, State Legislatures, Consequences of Cuts, 7/83.

FEDERAL FUNDS IN ALASKA

Amounts and Sources of Federal Aid

Since 1970, Alaska has consistently received more federal funds on a per capita basis than any other state in the nation. The state ranks first in federal wages and salaries paid per capita, first in grants to states and local governments, and sixth in federal procurement. This is not to say that Alaska ranks high in all categories of federal assistance. Alaska receives fewer payments to individuals than any other state due to its comparatively small elderly population. Moreover, per capita analysis has limitations because it does not account for unique characteristics of states, e.g., large land area and small population, extensive social programs, the presence of Native Americans, large numbers of federal employees, high costs of living and a large amount of federal shared revenues resulting from natural resource exploration occurring on federal lands.

Approximately \$1.9 billion in federal outlays were made in Alaska in FFY 82. Of the federal spending that occurs in the state, much is attributable to military-related expenditures. The state's largest category of federal outlays is wages and salaries which comprises 38 percent of the federal spending that occurs in Alaska.²²

Of the federal outlays that Alaska received in FFY 82, roughly 22 percent (\$422 million) were grants -- that type of federal assistance which is generally regarded to be of greatest direct economic benefit to State and local budgets.²³ Table 1 shows the total amount of federal grants in aid received by State and local governments in Alaska for federal fiscal years (FFY) 1977-1982. This is compared to the amount received by all states for the same period.

²² Of this, military salaries account for 26 percent. Alaska's military payroll is \$1,187 per person compared to \$24 per capita in Iowa; in other words, military wages in Alaska are more than 40 times the size of those in Iowa when measured on a per capita basis.

"Federal Spending: Policy Implications for States," State Policy Reports, (State Policy Research, Inc., Arlington), Vol. 1, Issue 6, 3/21/83.

²³ Bureau of the Census, U.S. Department of Commerce, Federal Expenditures by State for Fiscal Year 1982, (U.S. Government Printing Office, Washington), 2/83.

Table 1
FEDERAL GRANTS TO STATE AND LOCAL GOVERNMENTS:
ALASKA AND OTHER STATES
FEDERAL FISCAL YEARS 1977-1982
(in thousands)

	<u>Alaska</u>	<u>All States</u>
1977	\$382,004	\$68,436,840
1978	408,211	77,900,903
1979	388,580	82,853,473
1980	451,170	91,365,244
1981	447,917	94,806,235
1982	421,922	88,221,369

Source: FFY 1977-1981 data: U.S. Department of the Treasury, Federal Aid to States, 1981.

FFY 1982 data: U.S. Department of Commerce, Federal Expenditures by State for Fiscal Year 1982.

The sources of federal grants to Alaska, ranked in descending order by size of outlay, are shown on Table 2.

Table 2
 FEDERAL GOVERNMENT GRANTS TO STATE & LOCAL GOVERNMENTS IN ALASKA
 BY AGENCY--FFY 1981 and FFY 1982
 (in Thousands)

Federal Department	FFY 1981	FFY 1982	% Increase/ Decrease
Transportation	\$138,910	\$135,666	(2.3)
Health & Human Services	78,186	72,948	(6.7)
Education	72,947	63,952	(12.3)
Labor	43,431	28,464	(34.5)
Housing & Urban Development	28,809	25,408	(11.8)
Agriculture	20,039	20,321	1.4
Environmental Protection Agency	17,504	11,339	(35.2)
Interior	17,016	34,335	101.8
Treasury	16,278	19,615	20.5
Commerce	6,515	5,839	(10.4)
Energy	3,800	2,195	(42.2)
Community Service Administration	2,137	-0-	-0-
Justice	1,148	446	(61.1)
National Endowment for the Arts	602	627	4.2
Federal Emergency Management Agency	564	429	(23.9)
Defense	225	263	16.9
Water Resources Council	150	-0-	-0-
Equal Employment Opportunity	68	53	(22.0)
Office of Personnel Management	68	22	(67.6)
Miscellaneous	20	-0-	-0-
TOTAL	\$448,417	\$421,922	(5.9)

Source: United States Department of Commerce

Transportation is the largest category of aid in Alaska, representing approximately 32 percent of federal aid outlays. According to NCSL, in other states, these outlays, which are principally used for highway expenditures, represent about 14 percent of federal aid. Generally speaking, health and human services comprise the major portion of federal aid in other states. According to staff at the National Conference of State Legislatures, more than half of state welfare spending is federally funded, and, on the average, welfare outlays represent roughly 43 percent of the federal aid received by other states.²⁴ In Alaska, 17 percent of the federal aid distributed in FFY 82 was related to social service spending.

²⁴ Steven Gold, National Conference of State Legislatures, Recent Developments in State Finances, Legislative Finance Paper #32, (NCSL: Denver), 2/83, page 23.

Reductions in Federal Aid

As in other states, the amount of federal aid has declined in recent years. Alaska received its largest share of outlays in FFY 80 when \$451 million was distributed.²⁵ Federal aid outlays in FFY 82 reflect a 6.5 percent reduction from this amount. To date, federal aid reductions in Alaska have been slightly less than the national average. Between FFY 81 and FFY 82, for example, Alaska experienced a decrease in federal aid of only 5.9 percent compared to an average decrease of 6.9 percent in all states.

In Alaska, the most substantial reduction occurring between FFY 81 and 82 was in the grants in aid distributed by the U.S. Department of Labor, primarily the result of the elimination and reduction of employment and training programs. The State experienced a decrease of almost \$15 million, which was a 34.5 percent reduction from the previous year's outlays. Other significant losses were in federal aid distributed by the U.S. Department of Education, where outlays to Alaska decreased by \$9 million (a reduction of 12.3 percent); by the Environmental Protection Agency which made \$6.2 million less in outlays (a 35.2 percent reduction); and the Department of Housing and Urban Development which provided \$3.4 million fewer outlays (an 11.8 percent reduction). The U.S. Department of Health and Social Services, which was projected by many national analysts to be one of the primary areas of budgetary reduction, distributed 6.7 percent fewer outlays to Alaska in FFY 82--representing a loss of more than \$5 million (in nominal dollars).

The impact of these reductions on Alaska's State budget is unclear and depends on the ability of the State to withstand and compensate for losses in the various program categories. However, as a broad statement, it is fair to say that states, such as Alaska, which rely heavily on federal aid may be expected to encounter some negative impacts. As National Governors' Association analysts noted in describing the perceived impacts of the Reagan administration's proposed FFY 83 budget, "on a per capita basis, the big federal aid losers are the big federal aid users."²⁶ Much of the impact, however, may be passed directly on to Alaska's local governments, because generally a substantial portion of the federal aid that a State receives is redistributed to its municipal governments. According to some analysts, local governments may have developed stronger federal aid dependencies than states.

²⁵ U.S. Department of the Treasury, Federal Aid to States, 1991, (U.S. Government Printing Office: Washington).

²⁶ National Governor's Association, The Impact of the FY 1983 Federal Budget on the States: State by State Analysis, Preliminary Draft, 2/82, page 15.

It should be noted that several areas of federal aid experienced noteworthy increases in outlays. Grants distributed by the U.S. Department of the Interior, for example, more than doubled between FFY 81 and FFY 82, principally due to sizable increases in outlays from receipts under the Mineral Leasing Act. Treasury grants also rose from \$16.3 million to \$19.6 million, a 20.5 percent increase, the result of increases in general revenue sharing.

Federal Funds Received by State Agencies in Alaska

The House Research Agency sent a letter to all executive branch agencies in April of this year asking for information on federal funds received or expected for fiscal years 1980-1984 (see Attachment A). Detailed responses were received from 12 agencies. The Departments of Law and Natural Resources did not provide the requested information, and the Department of Transportation and Public Facilities provided only a partial response.

Brief summaries of most of the responses we received from the State departments are presented on the following pages. Attachment B contains copies of the detailed agency responses. Unfortunately, the information we received cannot be summarized easily. Some of the funding data was presented by State fiscal year (SFY) while other information is by federal fiscal year (FFY). In addition, no clear pattern of federal funding reductions or changes emerges from the data.

Moreover, information for State fiscal year 83 and 84 is somewhat speculative; the estimates provided could vary substantially from the actual amount which will be received. State FY 83 actuals are not computed until the fall of 1983 and FY 84 actuals will not be available until a year from now.

The four State agencies receiving the largest amounts of federal funding were the Departments of Transportation and Public Facilities, Health and Social Services, Education, and Labor, in that order. Federal receipts constitute a substantial part of the budgets of certain agencies, but only a very small percentage of other agency budgets. For example, in FY 83, federal funds represented only about 2 percent of the operating budget of the Department of Commerce and Economic Development, but was 24 percent of the Health and Social Services budget and 55 percent of Department of Labor's budget.

Department of Administration

The only federal funds received by the Department of Administration went to the Older Alaskans Commission. These included funds from the U.S. Departments of Health and Human Services, Labor, and Agriculture.

Representative Koponen
September 1, 1983
Page 15

The largest source of federal funds for the Commission (estimated at \$3.2 million in FFY 83) was Title III of the Older Americans Act for social and nutrition programs for the elderly. Funding levels have increased slightly for this program from FFY 80 to FFY 83 and are estimated to continue this trend for FFY 84.

Department of Commerce and Economic Development

No clear trends are evident in the pattern of federal funding for the Department of Commerce and Economic Development. Total federal funds received over the last four State fiscal years have ranged from \$2.5 million to \$3.7 million.

The Department of Commerce and Economic Development has the following divisions which receive some support from federal funds: Alaska Seafood Marketing Institute; Division of Measurement Standards; Division of Energy and Power Development; Division of Economic Enterprise; and the Alaska Public Utilities Commission. Many of the federal grants to these divisions over the last three fiscal years were for one-time, project-specific purposes. Energy and Power Development is the division in the department which has received the largest amount of federal funds; its federal funds have come primarily from the U.S. Department of Energy.

In addition, the Department's Division of Economic Enterprise participated in a cooperative funding assistance program with the U.S. Economic Development Administration (EDA) through which grant funds were made available to public and nonprofit agencies for public works and technical assistance projects. These federal funds did not pass through the Department, but instead were granted directly to the recipient agencies. The amount granted through this program was substantial and decreased significantly from \$4.1 million in FFY 80 to \$69 thousand in FFY 83. There is no commitment for funding under this program in FFY 84.

Department of Community and Regional Affairs

The Department of Community and Regional Affairs receives funds from a variety of federal agencies including the U.S. Departments of Commerce, Agriculture, Labor, and Housing and Urban Development. The three largest sources in recent years have been the Coastal Energy Impact Program (\$1.8 million in SFY 83) and the Coastal Management Development Program (\$3.4 million in SFY 83) both in the U.S. Department of Commerce. The U.S. Department of Labor's CETA program (now the Jobs Training Partnership Act) also has provided a significant source of federal funds (\$5.9 million in SFY 83).

Representative Koponen
September 1, 1983
Page 16

Total federal funding for the department has ranged from \$11 million to \$19 million. No major program reductions are evident except for the CETA program where federal funding decreased steadily from \$15.7 million in SFY 80 to \$6 million in SFY 83.

Department of Education

The Department of Education's federal funding comes from thirteen federal programs. The federal programs providing the largest amount of funding include the child nutrition programs in the U.S. Department of Agriculture, the ESEA Title I program for disadvantaged children, and the vocational rehabilitation program.

Funding for the child nutrition programs has increased from \$5.8 million in SFY 80 to \$7.4 million in SFY 83 and is estimated to stay at approximately that level for SFY 84. However, as noted by the department, the funding increases do not give a true picture of the federal budget cuts or their impact. Increases in funding are due to the fact that more children are participating in the program; the actual benefit amounts have decreased. The largest cuts were apparently made in 1981 and 1982.

In addition, under P.L. 81-874, the federal government provides Federal Impact Aid to school districts for students whose parents live and/or work on federal lands not subject to State or local taxation. These funds are classified as "other receipts" and do not become part of the Department of Education's operating budget. In SFY 1980, \$46.9 million was received from the federal government under this program. This amount had declined to \$34.4 million in SFY 1983.

Department of Environmental Conservation

The State Department of Environmental Conservation (DEC) receives federal funds almost exclusively from the U.S. Environmental Protection Agency. Some of the federal grants are for continuing programs, while others fund one-time special projects.

Reasons cited by the DEC for loss of federal funds over the last several years include: federal budget cuts, State funding for particular programs below the minimum support required for federal matching funds, and a depletion in federal carry over funds from one budget period to the next.

Two of the largest sources of federal funds to the department have been EPA's safe drinking water program and the water pollution control program. The DEC has experienced significant reductions in federal funding for both programs. According to DEC, the amount of funding from

the federal drinking water grant base was reduced by \$293,000 beginning with SFY 83; the reductions to the water pollution control program started in SFY 82 and resulted in a permanent loss of approximately \$284,100.

Office of the Governor

Federal funding does not represent a substantial part of the Governor's Office total budget. The Alaska Human Rights Commission and the Division of Policy Development and Planning (now a part of OMB) are the two sub-entities in the Governor's office which receive federal funds. The amounts received are given below by State fiscal year. Note that the amounts for SFY 80-82 are actuals, while only the authorized amounts are available for SFY 83 and 84.

SFY 80	SFY 81	SFY 82	SFY 83	SFY 84
\$688,500	\$149,600	\$445,800	\$316,600	\$366,000

Department of Health and Social Services

The Department of Health and Social Services (DHSS) has many divisions which receive federal funding. The Division of Public Assistance received the majority of DHSS's federal funds. The department notes that the only reduction in federal funding in the Division of Public Assistance occurred in the Title XIX Medicaid program. Medicaid payment entitlements to states were reduced in P.L. 96-499 by 4 percent in FY 83 and 4.5% in FY 84.

The Division of Family and Youth Services also experienced some reductions in federal funding for social services under Title XX of the Social Security Act. Title XX was changed from a categorical grant in fiscal year 1981; the resulting loss of federal funds was replaced with State funds. Many of the other divisions within DHSS experienced funding changes in certain programs when various categorical grant programs were converted to block grants by the Reagan administration, but this did not necessarily result in actual reductions in federal funding.

Department of Labor

The Department of Labor receives federal funds from three agencies: the U.S. Department of Labor, Employment and Training Administration; the U.S. Occupational Safety and Health Administration; and the Bureau of Labor Statistics. Federal funding reductions over the last several years have been felt by most of the programs run by the department.

A substantial amount (roughly 34 percent in SFY 83) of the federal funds received by the Department of Labor go to employment services. In FY 82 federal funds were not provided to operate the rural offices of Employment Services. The State legislature and Governor provided replacement funds to help maintain these offices. Other federal funding reductions were accommodated in this program through staff reductions.

In the area of occupational safety and health (which received 6 percent of the department's federal funds) , the federal funding reduction received in FY 82 was the result of State legislative action, not federal budgetary cutbacks. The State reduced the amount of general funds going to the division which, in turn, decreased the federal contribution as federal funds are tied to the level of State funding.

The total amount of federal funds recieved by the Department of Labor for the past four State fiscal years and anticipated for 1984 is shown below.

SFY 80	SFY 81	SFY 82	SFY 83	SFY 84
\$19,616,500	\$21,252,600	\$18,733,200	\$19,859,400	\$20,211,300

Department of Military Affairs

Two divisions within the Department of Military Affairs receive federal funds: the Division of Emergency Services (ADES) and the U.S. Property and Fiscal Office (USPFO--includes Army and Air Guard). ADES has had an increase in program funding in federal fiscal years 82 and 83. The Army and Air Guards have also experienced federal funding increases.

Department of Revenue

The Department of Revenue receives federal funds only for its Child Support Enforcement Division. This funding represents a reimbursement of 75 percent of the division's operating expenditures for State fiscal years 1980 through 1982. Beginning in SFY 83, the reimbursement rate decreased to 70 percent. As the reimbursement rate decreases, more State funds are required to maintain the current level of services.

A summary of federal funding received by the Child Support Enforcement Division is presented below for State fiscal years 80 - 84. Funds for SFY 83 and 84 are estimates only.

SFY 80	SFY 81	SFY 82	SFY 83	SFY 84
\$1,505,100	\$1,755,300	\$1,815,000	\$2,458,800	\$2,875,200

Representative Koponen
September 1, 1983
Page 19

Department of Transportation and Public Facilities

The Department of Transportation and Public Facilities (DOTPF) receives more federal funds than any other State department, primarily in its capital budget. According to DOTPF, their major source of federal funds (the Federal Highway Administration) has increased by almost 50 percent this year and will continue to increase.

DOTPF anticipates only one reduction in federal funding. The Department has been receiving approximately \$162,500/year from the Urban Mass Transit Administration; this has been passed through to seven Alaska cities to help pay for the operating costs of transit services (ferries, buses, etc.). The federal government plans to reduce the funding by 80 percent in 1984, 90 percent in 1985, and eliminate it altogether after that.

Federal Budget Impact Fund

In 1981 and 1982, the Alaska State Legislature established funds to help alleviate the problems created by reductions in federal funding. In 1981, \$5 million was appropriated in Chapter 82, SLA 81; the Governor was required to consult with the chairmen of the Legislative Budget & Audit Committee (LB&A) and the House & Senate Finance committees prior to disbursing any of these funds to State and non-State agencies.

The State Federal Budget Impact Fund was created in 1982 by Chapter 125, SLA 82 with a total appropriation of \$20 million. The legislation required the governor to submit proposed disbursements from the fund to the LB&A Committee for review. According to information supplied by the Governor's Office of Management & Budget, approximately \$16 million was disbursed from this fund in SFY 1983. Many of the recipients of the fund were private nonprofit agencies providing social services. The two largest disbursements went to the Department of Health and Social Services for Medicaid (\$1.5 million) and to the Department of Education for BIA school transfers (\$7.9 million).

* * * * *

We hope this information is useful to you. If you have any questions regarding it, please call.

SB:BB/dp

Appendix A: HRA Memorandum to State Agencies
Appendix B: Agency Responses

STATE OF ALASKA

Department of Administration

DEPARTMENT OF ADMINISTRATION

OLDER ALASKANS COMMISSION

May 23, 1983

BILL SHEFFIELD, GOVERNOR

POUCH C, M.S. 0209
JUNEAU, ALASKA 99811
PHONE: (907) 465-3250

RECEIVED
MAY 26 1983

HOUSE RESEARCH AGENCY

Deborah Pomeroy/Betty Barton
Research Staff
Alaska State Legislature
House of Representatives
Research Agency
Pouch Y, State Capital
Juneau, Alaska 99811

Dear Ms. Pomeroy and Ms. Barton:

This is in response to your letter dated April 20, 1983 to Commissioner Lisa Rudd in regard to reductions in federal funding that have occurred between FY 1980 and FY 1984. You had requested this information by May 13. On May 10th, we requested an extension of the required date to May 18, until our accountant returns from annual leave.

Listed below are the federal funds received or anticipated to be received by the Older Alaskans Commission during FY '80 to FY '84.

Federal Funds:

U.S. Department Health and Human Services
Older Americans Act:

	<u>FFY'80</u>	<u>FFY'81</u>	<u>FFY'82</u>	<u>FFY'83</u>	<u>FFY'84</u>
a) Title III, Social and Nutrition Program for the Elderly	\$3,114,001	\$3,289,900	\$3,203,023	\$3,400,291	\$3,400,291
b) Title IVa, Training	30,000	30,000	30,000	30,000	30,000
c) Title IVc, Senior Advocacy Assistance	-0-	-0-	50,000	50,000	50,000

U.S. Department of Agriculture

	<u>FFY'80</u>	<u>FFY'81</u>	<u>FFY'82</u>	<u>FFY'83</u>	<u>FFY'84</u>
Cash in Lieu of Commodities	\$ 58,793	\$ 97,262	\$ 120,424	\$ 120,424 (est.)	\$ 120,424 (est.)

U.S. Department of Labor
Title V, Senior Community Service

Deborah Pomeroy/Betty Barton
Research Staff

May 23, 1983
Page 2

Employment Program:

Federal grants period:

7/1/79 - 8/31/79	\$ 131,336
9/1/79 - 7/30/80	939,000
8/1/80 - 7/30/81	1,072,000
8/1/81 - 6/30/82	1,160,000
7/1/82 - 6/30/83	1,157,609
7/1/83 - 6/30/84	1,368,609

All of the above grants are categorical grants.

I hope the above information is helpful.

Sincerely,

Dorothy Walt
Dorothy Walt
Internal Auditor

STATE OF ALASKA

DEPARTMENT OF COMMERCE & ECONOMIC DEVELOPMENT

OFFICE OF THE COMMISSIONER

Department of Commerce & Economic
Development

POUCH D
JUNEAU, ALASKA 99811
PHONE: 465-2500

May 20, 1983

RECEIVED
MAY 23 1983

HOUSE RESEARCH AGENCY

Mses. Betty Barton and
Deborah Pomeroy
Alaska State Legislature
House of Representatives
Research Agency
Pouch Y, State Capitol
Juneau, Alaska 99811

Dear Betty and Debbie:

The Department of Commerce and Economic Development does not receive major federal funding in support of overall operations. A few specific programs, however, are supported by federal funds. These areas follow, by agency:

Alaska Seafood Marketing Institute

ASMI has received two federal cooperative agreements, 81-ABH-00109 for \$217,000 for State fiscal years 1982 and 1983, and 82-ABH-00121 for \$254,000 for State fiscal years 1983 and 1984. Both grants were for advertising, promotion and quality assurance education of/for Alaska seafood products. The grants are from DOC/NOAA/NMFS. No further federal grants are expected.

Division of Measurement Standards

The Division of Measurement Standards assumed responsibility for the vehicle weigh stations in FY 83, and with them a Federal Demonstration Program involving commercial vehicle weighing and inspection. This demonstration program ended in March, 1983.

The contract number was DT-FH-61-80-X-00042 Mod #3, and was from the U. S. Department of Transportation, Federal Highway Administration for \$672,000. No further federal funding is expected.

Mses. Betty Barton
and Deborah Pomeroy

-2-

May 20, 1983

Division of Energy and Power Development

DE&PD has had numerous federally funded programs. A summary of those is attached.

Division of Economic Enterprise

The Division of Economic Enterprise has had three federally funded projects. The history of each is as follows.

BIA Grants - The U. S. Department of Interior, Bureau of Indian Affairs, contracted with the Division of Economic Enterprise through a memorandum of agreement to provide various economic development grants to rural communities throughout Alaska. The contract number was E00C14201732. Funding was \$216,000 in FY '80, \$154,900 in FY '81, and \$10,000 in FY '82. The contract expired September 30, 1981. No further funding has been available.

BLM Grant - The U.S. Department of Interior, Bureau of Land Management, contracted with the Division of Economic Enterprise so the division could participate in the Southcentral Alaska Water Resource Study. The contract number was AK-910-4930-0109-9475. The FY '80 funding was \$1,000. No further funding is expected.


NOAA Grant - The U.S. Department of Commerce, National Oceanic and Atmospheric Administration contracted with the Division of Economic Enterprise to supplement the State's efforts for a commercial geoduck feasibility study. The contract was for \$10,000 in FY '81, and supplemented an FY '81 authorization of \$30,000 for that project. The grant number was 81-ABD-00035. The project is complete; no further funding is expected.

Alaska Public Utilities Commission

The U.S. Department of Energy, Economic Regulatory Administration, granted the Alaska Public Utilities Commission \$200,000 in FY '80 and \$182,700 in FY '81 to assist the commission in implementing responsibilities mandated under the Public Utilities Regulatory Policies Act (PURPA) enacted November 9, 1978. The grant number is DE-FG01-79RG-10168. Those responsibilities have been assumed. No further federal funding is expected.

I hope this information sufficiently answers your inquiry. If you have any further questions, please call me at 465-2509.

Sincerely,


Steven D. Hildebrand
Accounting Supervisor

SDH/cw#26S8

Enclosure
52083B

FEDERAL FUNDING
FOR
DIVISION OF ENERGY & POWER DEVELOPMENT

May 13, 1983

PROGRAM/PROJECT	RECIPIENT	RECEIPT CATEGORY	SOURCE	SFY 80	SFY 81	SFY 82	SFY 83	SFY 84	STATUS	COMMENT
Appropriate Technology	DEPD	Project	DOE	45,500	201,590	95,000	35,000	-0-	Closing	
AVEC Wood Gasification	DEPD	Project	DOE	-0-	184,000	200,000	205,000	-0-	Continuing	Level of future funding minimal less than \$50,000 over next 3 yrs.
Biomass	DEPD	Contract	DOE	-0-	-0-	-0-	-0-	150,000	New	Level of future funding minimal
Energy Extension Service	DEPD	Categorical	DOE	263,300	-0-	175,900	92,600	50,400	Continuing	Level of future funding-stable at \$95,000*
Geothermal Commercialization	DEPD	Project	DOE	124,891	91,250	76,250	-0-	-0-	Closing	
Institutional Conservation Program (ICP)	DEPD Subgrantees	Categorical	DOE	621,239	659,942	940,592	311,944	316,493	Continuing	Level of future funding stable at \$300,000*
"Jobs Bill" for use with ICP	DEPD	One Time	DOE	-0-	-0-	-0-	-0-	300,000	One Time	
Peat Assessment	DEPD	Project	DOE American Gas Assoc.	200,000	-0-	150,000	-0-	-0-	Closing	
Small Hydro Commercialization	DEPD	Project	DOE	-0-	58,000	36,135	-0-	-0-	Closing	
State Energy Conservation Program	DEPD	Categorical	DOE	292,200	229,500	172,900	136,800	134,600	Continuing	Level of future funding stable at \$135,000*
Supplement State Conservation Program	DEPD	Categorical	DOE	57,800	57,900	53,700	-0-	-0-	Closing	

PROGRAM/PROJECT	RECIPIENT	RECEIPT CATEGORY	SOURCE	SFY 80	SFY 81	SFY 82	SFY 83	SFY 84	STATUS	COMMENT
Low Income Home Weatherization Assistance	DEPD Subgrantees	Categorical	DOE	1,282,071	957,100	1,491,507	813,950	858,026	Continuing	Level of future funding stable at \$850,000*
"Jobs Bill" for use with WX	DEPD Subgrantees	One Time	DOE	-0-	-0-	-0-	-0-	447,000	One Time	
Warner for use with WX	DEPD Subgrantees	One Time	DOE	-0-	-0-	-0-	-0-	795,000	One Time	
Solar Bank for use with State funded Weatherization Program	DEPD Subgrantees	One Time	HUD	-0-	-0-	-0-	-0-	350,000	One Time	
Anemometer Loan Program	DEPD	Project	DOE	9,800	-0-	-0-	-0-	-0-	Closing	
DOE "CENTS" Program	DEPD	Project	DOE	-0-	-0-	5,000	-0-	-0-	Completed	
Energy Extension Service Evaluation	DEPD	Project	DOE	-0-	-0-	10,000	-0-	-0-	Completed	
Emergency Energy Conservation Planning	DEPD	Project	DOE	-0-	29,000	-0-	-0-	-0-	Completed	
Hydrogen Assessment	DEPD	Contract	DOE	-0-	30,000	-0-	-0-	-0-	Completed	
Oil Shale	DEPD	Project	DOE	37,500	-0-	-0-	-0-	-0-	Completed	
Rural Education	DEPD	Project	ACTION	27,999	-0-	-0-	-0-	-0-	Completed	
State Energy Con- servation Program Evaluation	DEPD	Project	DOE	-0-	-0-	10,000	-0-	-0-	Completed	
Trade Expo. Non- Nuclear Energy Research	DEPD	Project	DOE	40,000	-0-	-0-	-0-	-0-	Completed	
Wood Assessment	DEPD	Project	DOE	-0-	40,000	-0-	-0-	-0-	Completed	

PROGRAM/PROJECT	RECIPIENT	RECEIPT CATEGORY	SOURCE	SFY 80	SFY 81	SFY 82	SFY 83	SFY 84	STATUS	COMMENT
Western SUN	DEPD	Contract	Western SUN DOE	112,500	145,800	89,100	-0-	-0-	Completed	
Waste Heat Agriculture	DEPD	Project	DOE	-0-	30,000	-0-	-0-	-0-	Completed	

NOTE: Figure in SFY columns represents funds granted to DEPD during that year.

DEPD = State Division of Energy and Power Development

DOE = U.S. Department of Energy

HUD = U.S. Department of Urban Development

SFY = State Fiscal Year

* Possible increase in funding in these programs by one time legislation - i.e. - Warner, Jobs Bill, Solar Bank, oil overcharge funds.

STATE OF ALASKA

DEPARTMENT OF COMMERCE & ECONOMIC DEVELOPMENT

OFFICE OF THE COMMISSIONER

BILL SHEFFIELD, GOVERNOR

POUCH D
JUNEAU, ALASKA 99811
PHONE: 465-2500

June 1, 1983

RECEIVED
JUN 01 1983

HOUSE RESEARCH AGENCY

Mses. Betty Barton and
Deborah Pomeroy
Alaska State Legislature
House of Representatives
Research Agency
Pouch Y, State Capitol
Juneau, Alaska 99811

Dear Betty and Debbie:

I was finally able to scratch together significant information on the Economic Enterprise EDA grant funding. This information should be added to that of my letter to you dated May 20, 1983.

EDA 302 The U.S. Department of Commerce, Economic Development Administration, granted \$150,000 to the Division of Economic Enterprise in FY '80 for the development of an economic development planning process within the State of Alaska. The grant number was 07-25-01659-03. No further funding was received by the DC&ED. The economic development planning process has been assumed by the Office of the Governor.

EDA 304 The Division of Economic Enterprise participated in a cooperative funding assistance program with the U.S. Economic Development Administration (EDA). Through this program, grant funds can be made available to public and nonprofit agencies for public works and technical assistance projects which will result in the creation of new permanent jobs in the private sector. The State is required to match at least 25% of the EDA funds for a project. No federally funded authorization is on the State books. All EDA funds are granted directly to the recipient agency by the feds.

The amount of EDA funded projects by federal fiscal year is: FFY '79 \$1,947,903; FFY '80 \$4,112,738; FFY '81 \$2,823,983; FFY '82 \$1,669,174; and, FFY '83 \$68,924. There is no commitment for funding in federal fiscal year '84.

I apologize for the delay on this additional information that I had promised you, as per our phone conversation on May 20. If you have any questions, please call me at 465-2509 and I'll try to help.

Sincerely,



Steven D. Hildebrand
Accounting Supervisor

08-H2LH

SDH/wfs2/23
53183a

STATE OF ALASKA

DEPT. OF COMMUNITY & REGIONAL AFFAIRS

OFFICE OF THE COMMISSIONER

Department of Community & Regional
Affairs

POUCH B

JUNEAU, ALASKA 99811
PHONE: (907) 465-4700

225 CORDOVA STREET - BLDG B
ANCHORAGE, ALASKA 99501
PHONE: (907) 264-2294

May 18, 1983

Betty Barton
Deborah Pomeroy
Research Staff
Research Agency
House of Representatives
Pouch Y
Juneau, Alaska 99811

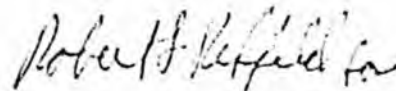
RECEIVED
MAY 19 1983

HOUSE RESEARCH AGENCY

Dear Betty and Deborah,

Attached is the response by the Department of Community and Regional Affairs to your request of April 20. Hopefully this information on federal funding for FY80 through FY84 is adequate to meet your needs. If you require any further assistance, please contact Bob Rehfeld, Director of Administrative Services at 465-4708.

Sincerely,



Mark Lewis
Commissioner

<u>FEDERAL AGENCY</u>	<u>PROGRAM</u>	<u>GRANT AUTHORITY</u>	<u>FY80</u>	<u>FY81</u>	<u>FY82</u>	<u>ESTIMATED FY83</u>	<u>ESTIMATED FY84</u>
U.S. Civil Service Commission Federal program was discontinued	Intergovernmental Personnel	1.P.A. of 1970 (P.L. 91-648)	28.0	-0-	-0-	-0-	-0-
Department of Energy <u>Transferred program to Commerce and Economic Development.</u> expenditures at this time.	Weatheriza. to low income indivs.	P.L.94-385 Possibly being transferred back to DC&RA	56.3	-0-	-0-	-0-	-0-
Department of Justice Program was discontinued-uncertain if this was transferred to another Department	Volunteer Services	Title I of Omnibus Crime Control Act of 1968	50.0	-0-	-0-	-0-	-0-
Community Services Admin. This program was merged with other similar programs to for the	State Technical Assistance	Title II, Sec 231, Economic Opportunity Act of 1964 Community Services Block Grant	199.0	8.9	-0-	-0-	-0-
U.S. Dept. of Commerce, NOAA Current grants terminate June 30, 1984. No new funds are anticipated.	Coastal Energy Impact Program	Sec 308, Coastal Zone Management Act of 1972	1,702.8	146.5	1,398.6	1,855.8	2,605.4
U.S. Dept of Commerce, NOAA FY83 is the last year for funding under this Act-FY84 estimate is carry forward funds only. Grant funds were awarded to the Governor's Office prior to FY82. This program will be transferred to the Governor's Office in FY84.	Coastal Management Program Dev.	Sec 305 & 306, Coastal Zone Management Act of 1972	-0-	-0-	1,610.4	3,420.8	-0-
U.S. Department of Housing and Urban Development Program terminated at the Federal level	Comprehensive Planning	HUP 701	155.9	161.8	281.6	-0-	-0-
U.S. Dept of Agriculture This is based solely on Federal income derived from National Forests located within municipal boundaries.	National Forest Receipts	16 USC 500 as amended by P.L. 94-588	1,079.9	1,981.9	1,155.9	1,663.2	1,500.0
✓ U.S. Department of Labor Elimination of the Public Service Employment Program-Act terminates 9/30/83 to be replaced with the Jobs Training Partnership Act.	Comprehensive Employment and Training Program	Comprehensive Employment and Training Act	15,667.3	11,485.8	6,670.5	5,970.2	3,000.0
U.S. Department of Commerce	Economic Development Admin	Title IX, Sec 903, Economic Opportunity Act of 1964	-0-	3.1	-0-	-0-	-0-
Fed Emergency Management Agency This is a fairly new program for Federal funding. It is anticipated to continue.	National Flood Program-State Assistance	Sec 102A, Flood Disaster Protection Act of 1973	-0-	31.3	54.2	90.0	148.4
U.S. Department of Labor This program replaces old CETA program. Funds received by the State will include an allocation for the Municipality of Anchorage previously received directly from the federal government by Anchorage under the old CETA program.	Jobs Training Partnership Act		-0-	-0-	-0-	-0-	5,581.8
U.S. Department of Housing and Urban Development	Technical Assist Program	Sec 107, Title I Housing and Comm. Dev. Act of 1974	-0-	-0-	-0-	50.0	50.0
U.S. Department of Housing and Urban Development	Comm Dev Block Grant	Title I Housing and Comm. Dev. Act of 1974	-0-	-0-	-0-	83.1	2,696.9
U.S. Department of Housing and Urban Development Due to late start up of FFY82 and FFY83 grant programs, funds will not be expended until State FY84.	Comm Service Block Grant	P.L. 97-35 Omnibus Budget Reconciliation Act of 1981, Sec 671-682	-0-	-0-	-0-	41.8	727.5

Department of Education

MEMORANDUM

State of Alaska

TO: Alaska State Legislature
House of Representatives
Research Agency
Research Staff

R. S. Van Slyke

FROM: Robert Van Slyke
Deputy Commissioner
Department of Education

DATE: June 3, 1983

FILE NO:

TELEPHONE NO: 465-2802

SUBJECT: Federal Funds Received

As requested, attached are the Department of Education's major sources of regular federal program funds for Fiscal Years 1980-1984.

If you have any questions, please call Richard Spaziani, Deputy Director, Educational Program Support Division, at 2900/2830.

Attachments

RECEIVED
JUN 07 1983

HOUSE RESEARCH AGENCY

SUMMARY OF MAJOR FEDERAL FUNDING SOURCES
ALASKA DEPARTMENT OF EDUCATION

All Dates Are State Fiscal Years

Note: (Firm Fiscal Year 1984 entitlements have not been released at this time.)

Program: P.L. 81-874 Federal Impact Aid

1978	\$44,874,571
1979	47,928,481
1980	46,934,161
1981	46,399,198
1982	41,658,687
1983	34,444,051

These funds are provided for students whose parents live and/or work on federal lands not subject to State or local taxation. Entitlement variations are caused primarily by changes in the level of annual federal appropriations.

Impact: State aid to public schools is affected by the provision of AS 14.17.021(b) as applied to the Rural Education Attendance Areas; decreases in federal funds causes a demand for added State funds to meet school district entitlements computed under the State aid distribution formula of AS 14.17.

These funds are normally classified as "other receipts." Funds received directly by the State are used as part of State funding for school operations on military reservations (See AS 14.08.031(c); AS 14.12.020 (a); and AS 14.14.110(c)).

Program: U.S. Department of Agriculture Federal Child Nutrition Programs

1. National School Lunch Program
2. School Breakfast Program
3. Special Milk Program
4. USDA Food Distribution Program
5. Child Care Food Program
6. Nutrition Education and Training Program

The first five programs are "grants-in-aid" entitlement programs with performance funding. The State earns funds or draws USDA commodities based on the number of meals served, times a federally determined reimbursement rate per meal.

School Food Services
Federal Reimbursement Summary

	<u>FY 80</u>	<u>FY 81</u>	<u>FY 82</u>	<u>With est. FY 83</u>	<u>With est. FY 84</u>
SPECIAL MILK PROGRAM (SMP)	174,752	125,889	42,567	33,205	33,205
NUTRITION EDUCATION & TRAINING PROGRAM (NETP)	74,498	74,963	50,000	50,000	50,000
NATIONAL SCHOOL LUNCH PROGRAM (NSLP)					
General Assistance for all Children (Sec. 4)	1,477,038	1,579,285	1,021,988	1,091,961	1,113,800
Assistance for Needy Students (Sec. 11)	2,496,275	3,057,479	3,539,980	3,775,427	3,813,181
Food Service Equipment Assistance - Schools	42,227	40,540	-0-	-0-	-0-
Total Lunch Reimbursement	4,015,540	4,677,304	4,561,968	4,867,388	4,926,981
SCHOOL BREAKFAST PROGRAM (SBP)	284,075	363,836	403,815	457,507	462,082

School Food Services
Federal Reimbursement Summary

	<u>FY 80</u>	<u>FY 81</u>	<u>FY 82</u>	<u>Est. FY 83</u>	<u>Est. FY 84</u>
CHILD CARE FOOD PROGRAM (CCFP)					
Food Service	\$ 916,412	\$1,687,277	\$1,334,701	\$1,481,349	\$1,599,349
Sponsor Administration	14,028	98,158	137,286	164,712	181,183
Sponsor Startup	12,140	-0-	-0-	1,350	
Cash in lieu of Commodities	80,471	77,087	63,920	82,501	83,429
Food Service Equipment Asstc.	15,062	7,543	-0-	-0-	-0-
Audit Funds	5,398	8,573	-0-	35,859	29,439
Total Child Care Reimbursement	\$1,043,511	\$1,878,638	\$1,535,907	\$1,765,771	\$1,893,400
SUMMER FOOD SERVICE PROGRAM (SFSP)					
	-0-	-0-	-0-	-0-	-0-
STATE ADMINISTRATIVE FUNDS (SAE)					
Summer SAE	-0-	-0-	-0-	-0-	-0-
SAE	192,091	214,375	247,126	262,604	274,429
TOTAL REIMBURSEMENT	\$5,784,467	\$7,335,005	\$6,841,383	\$7,436,475	\$7,640,097

The bottom line figures do not give a true picture of federal budget cuts or their impact. Increases in program participation have entitled Alaska to receive more funds almost every year since 1980 when the federal cuts began.

The following factors have decreased expected funding:

1. Twice yearly upward cost of living adjustments in reimbursement rates were reduced to annual adjustments.

2. A change in the method of calculating reimbursement for the Child Care Food Program (elimination of the tiering method).
3. A lowered reimbursement rate for the reduced price child thereby increasing costs to the student and increasing the cost of total care to the parent in child care institutions.
4. Change in the income level index used to determine eligibility for free and reduced price meals thus making fewer students qualify for this aid.
5. The limit on the number of meals served per child in the Child Care Food Program was lowered from 5 (3 meals and 2 supplements) to 3 (3 meals and 1 supplement).

Impact: In 1983 there were no federal cuts in the Child Nutrition feeding programs. Although the 1984 President's budget proposed more cuts, the "feeling" we are getting from Congress is that there will be no cuts. However, cuts from 1981 and 1982 are still being felt (Ref.: 1-5, above).

In 1982 General Assistance (Section 4 in School Programs and the paid rate in Child Cares) and the value of donated commodities received per meal was cut 40% (see 1-6, below). If the normal biannual increase had occurred (see Item No. 1, above), the rate would have increased around 21% by 1984.

1. Elimination of one high school program in Kodiak;
2. Elimination of Hydaburg schools in 1982, but they again participated in 1983;
3. Elimination of three small Child Care Programs;
4. Increased cost to children in most urban schools resulting in a decrease in the number of children participating in the programs;
5. Increased local district and Child Care center subsidy to the programs;
6. Belt tightening by everyone.

Program: ESEA Title VII Indian Education (Categorical)

1980	\$ 40,369
1981	57,891
1982	51,706
1983	28,101
1984	27,824 (Estimated)

The State Department of Education receives approximately 5 percent

of all Title VII funding which are appropriated directly by the federal government to local school districts. Federal appropriations to local school districts have been decreasing dramatically since FY 1980.

Impact: None specifically on local programs of bilingual/bicultural education; however, increasing demands for State funds at local school district sites for the purposes of developing and implementing local innovations to meet special needs are developing. Reduced Department of Education receipts requires greater use of State general funds for program administration and technical assistance.

Program: Civil Rights Act Title IV (Categorical)
(By grant application and competition)

1980	-0-
1981	\$ 82,956
1982	73,156
1983	53,141
1984	130,160 (Applied for)

Impact: Typically used for State Bilingual/Bicultural Education administration and to fund special Department of Education Bilingual/ Bicultural projects. Reduced funding places greater demand on State general funds to maintain same level of service.

Program: ESEA Title I, P.L. 89-313 and P.L. 91-142 VI-B (Categorical)

	<u>P.L. 89-313</u>	<u>P.L. 94-142 VI-B</u>
	<u>Disadvantaged Handicapped)</u>	<u>(All Handicapped Act)</u>
1980	\$1,757,891	\$1,496,568
1981	1,641,517	1,815,428
1982	1,826,761	1,724,376
1983	1,842,910	1,908,893
1984	2,000,000(Est.)	2,000,000 (Est.)

Impact: None

Program: ESEA Title I (ECIA Chapter I, FY 1983) (Categorical)
Disadvantaged Children--Basic Skills

	<u>Part A</u>	<u>Delinquent</u>	<u>DOE Administration</u>
	<u>(Disadvantaged)</u>		
1980	\$5,681,315	\$ 77,925	\$225,000
1981	5,136,090	95,949	225,000
1982	5,065,096	114,603	225,000
1983	5,038,933	111,656	225,000
1984	5,038,933 (Est.)	111,656 (Est.)	225,000 (Est.)

Impact: None anticipated. Funds received are based on qualified student enrollment.

Program: ESEA Title I (ECIA FY 1983) Migrant Education (Categorical)

1980	\$ 30,000
1981	90,724
1982	186,344
1983	313,538
1984	423,397 (Est.)

Impact: None anticipated. Funds received are based on qualified student enrollments.

Program: ESEA Title IV-B/C (Block Grants ECIA Chapter II FY 1983)
(Categorical)

	<u>Title IV-B</u>	<u>Title IV-C</u>	<u>ECIS Chapter II Block Grants (Formerly IV-B/C)</u>
1981	\$ 366,892	\$ 792,756	
1982	345,437	265,577	
1983			1,749,888
1984			1,783,443

Impact: The greatest impact of federal aid reduction has been on local school district and individual classroom teachers who use Block Grant funds to develop or adapt innovative educational programs at the classroom level. State funding is not categorically available for this purpose. Additionally, funding was also available for the strengthening and development of general Department of Education administration, administrative systems, and activities. The funding of general SEA administrative activities and the development of SEA management systems has been greatly reduced under the block grant concept. Categorical program funding such as ECIA Chapter I, P.L. 94-142, Career and Vocational Education, and P.L. 89-313 cannot be used for this purpose.

Program: School Bus Driver Training and Driver Safety Education (Categorical)

	<u>School Bus Driver Training</u>	<u>K-12 Traffic Safety Education</u>	<u>Winter & Emergency Driving Education</u>
1980	\$23,170	\$36,150	-0-
1981	12,250	12,975	\$14,840
1982	12,250	-0-	-0-
1983	14,700	-0-	-0-
1984	14,700 (Est.)	-0-	-0-

Impact: None anticipated.

Program: Vocational Education (Categorical)

1980	\$1,060,000
1981	1,060,000
1982	1,060,000
1983	1,060,000
1984	1,060,000 (Est.)

Impact: None anticipated. However, federal regulations and federal accountability requirements necessitate the use of DOE staff beyond that which federal sources are willing to pay. Essentially, we have a State vocational education program administered by federal funds for federal purposes.

Program: Alaska Occupational Information Coordinating Committee (AOICC)
(Funding Source for the Alaska Career Information System (AKCIS))

1980	\$ 86,500
1981	95,730
1982	86,779
1983	70,920
1984	70,920 (Est.)

Impact: Must use State general funds (vocational matching) or administrative funds from federal vocational education sources to maintain a useful operational level of the program.

Program: Vocational Rehabilitation

1980	\$4,754,500
1981	5,121,800
1982	4,907,300
1983	5,090,800
1984	5,114,900 (Est.)

Impact: We do not anticipate any loss of federal funds for FY 1984.

Program: State Library Grants
(Also includes Health/Science Library funds)

1980	\$ 300,600
1981	428,500
1982	428,100
1983	461,800
1984	364,300

Impact: No specific impact on general library services. However, current reductions have resulted in the loss of one clerical position, library materials acquisition, and contractual abilities. The majority of the contractual service loss can generally be classified as office support, i.e., telephone, Xerox, and supplies; however, the ability of the Health/Science Library to provide data-base search service has been severely impaired.

STATE OF ALASKA

DEPT. OF ENVIRONMENTAL CONSERVATION

Department of Environmental
Conservation

BILL SHEFFIELD, GOVERNOR

Telephone: (907) 465-2600
Address:

May 10, 1983

Research Agency
Alaska State Legislature
House of Representatives
Pouch V
Juneau, Alaska 99811

RECEIVED
MAY 12 1983

HOUSE RESEARCH AGENCY

Attn: Ms. Betty Barton
Ms. Deborah Pomeroy

RE: Loss federal funds.

Dear Ms. Barton and Ms. Pomeroy:

The Alaska Department of Environmental Conservation (ADEC) is the recipient of federal funds from two federal agencies. U.S. Environmental Protection Agency (EPA) is ADEC's cognizant agency. U.S. Department of Agriculture (USDA) awards only one grant for the cooperative meat inspection program. All grants are categorical and are divided between continuing programs funded each year and special projects that are funded one-time.

ADEC is a young state agency with a small operating budget, 7% of Natural Resources Category. In fact, Department of Military Affairs is the only state agency with a smaller budget. ADEC's budget does not include general funds for special studies. In 1985, all special project funding (Exhibit B) by EPA] will cease.

There are several reasons for loss of federal funds. Those affecting ADEC are federal budget cuts, a state program that does not qualify for funding, and ADEC's state funding being below the minimum support required by the federal regulations. Another factor in lower federal funds is related to carry over] funds from one budget period to the next budget period. In SFY 84 carry over] funds will be near zero.

Grants awarded by EPA have been for the purpose of developing environmental programs to enhance the environment and health in the state. To receive a grant award, ADEC must meet definite terms and conditions such as, maintenance of effort by ADEC, good past performance, and a qualified technical staff.

May 10, 1983

In SFY 80, the federal government stopped their solid waste program for all states. In SFY 84, hazardous waste grant may be unavailable if the limited state funded program does not meet the basic criteria for grant awards. The environmental problems in Alaska are large, complicated, and increase each year. The work exceeds the available manpower in ADEC. The necessary state budget cuts have added to this burden and also jeopardize future federal funding.

It is important to realize that the difference between the state fiscal year and the federal fiscal year means that firm grant amounts are not available from the federal agency until after the state budget has been prepared. The grant amount in the budget is the best available estimate. In reality, a different amount may become available and the grant award increase. The difference between the budgeted amount and the actual grant award is authorized through an RPL.

Attached are exhibits giving comparisons of grant funding for years 1980-1984. Exhibit A lists all federal expenditures for years 1980 - 1983 and projected grant awards for 1984. Exhibit B is a listing of all EPA special one-time funding grants. Exhibit C is a comparison of match and grant expenditure and lists each years grant award. Exhibit D is a comparison between 1982 and 1984. Comparing these two years gives a view of the creeping problem ADEC is having with federal funding. Following the exhibits are narratives explaining each program that has funding problems.

If you have any questions, please feel free to call Joe Cladouhos, Director, Environmental Quality Management, at 465-2640.

Sincerely,


Richard A. Neve'
Commissioner

EXHIBIT A

DEPARTMENT OF ENVIRONMENTAL CONSERVATION

CONTINUING FEDERAL PROGRAMS

Program	I. Safe Drinking Water	II. Water Pollution Control			III Air Program	IV Hazardous Waste		V Consumer Protection	VI Pesticides	Continuing Grant Total	One-Time Total	Grand Total
	EPA	EPA			EPA	EPA		USDA				
Grants	Safe D/W	106/wPC	205/g Water	CMA	Air P.C.	Solid Waste	H/W 80	USDA Meat Inspection	Pesticide Training			
Year 1980 Expenditures	499.2	138.0	230.5	140.0	225.4	111.5	69.2	241.7	-0-	1649.5	231.5	1881.0
Year 1981 Expenditures	564.6	160.6	205.7	103.9	398.5	75.5	145.6	241.6	-0-	1896.0	414.2	2310.2
Year 1982 Expenditures	645.0	151.1	262.5	183.1	352.2	5.1	188.1	257.0	9.8	2053.9	890.2	2944.1
Year 1983 Grant Award	602.5	102.5	-0-	225.0	385.1	-0-	52.3	287.9	9.8	1665.1	881.7	2546.8
Year 1984 Projected Grant	567.5	165.6	-0-	352.3	252.2	-0-	208.5	332.7	9.8	1888.6	468.5	2357.1

Narratives are attached for each program

EXHIBIT B

DEPARTMENT OF ENVIRONMENTAL CONSERVATION
 One Time Federal Grants For One or More Years

Program	II Water Pollution Control (EPA)									III Air Program EPA		IV H/W EPA	One-Time Total
	Training Grant	404 St. Prog. A.	208 3rd	208 4th	208 5th	Cl.Lakes Mirror	Cl.Lakes Robe	Cl.Lakes Skaters	Air P.C.	METFAC	HW		
Year 1980 Expenditures	-0-		231.5										231.5
Year 1981 Expenditures	10.0		350.2	50.0	4.0								414.2
Year 1982 Expenditures	-0-	30.0	443.8	158.5	60.0		.4	6.3		191.2			890.2
Year 1983 Grant Award	-0-	30.0	34.1	144.5	60.1	100.0	59.7	46.0	30.0	280.8		96.5	881.7
Year 1984 Grant Award	-0-		-0-	66.5	203.0	-0-	-0-	-0-	-0-	25.0		174.0	468.5

There are no special project requests for 1985. All one time funding will cease.

EXHIBIT C

DEPARTMENT OF ENVIRONMENTAL CONSERVATION

CONTINUING FEDERAL PROGRAMS

Program	I. Safe Drinking Water	II. Water Pollution Control			III Air Program EPA	IV Hazardous Waste EPA		V Consumer Protection USDA	VI Pesticides	Continuing Grant Total	One-Time Total	Grand Total
	EPA	EPA	EPA	CMA	Air P.C.	Solid Waste	H/W 80	USDA Meat Inspection	Pesticide Training			
Grants	Safe D/W	106/WPC	205/g Water									
Year 1980												
Match Exp.	181.3	178.4	-0-	-0-	94.5	23.7	-0-	241.7	-0-	719.6		
Grant Exp.	493.2	138.0	230.5	140.0	225.4	111.5	69.2	241.7	-0-	1649.5	231.5	1881.0
Grant Award	822.6	173.5	230.5	140.0	434.4	173.3	75.0	272.2	-0-	2321.5		
Year 1981												
Match Exp.	205.3	171.8	-0-	-0-	126.6	55.9	-0-	241.6	-0-	801.2		
Grant Exp.	564.6	160.6	205.7	103.9	398.5	75.5	145.6	241.6	-0-	1896.0	414.2	2310.2
Grant Award	900.9	195.5	284.1	103.9	579.6	94.4	236.7	345.2	-0-	2740.3		
Year 1982												
Match Exp.	221.0	104.3	-0-	-0-	210.7	-0-	-0-	257.0	9.8	802.8		
Grant Exp.	645.0	151.1	262.5	183.1	352.2	5.1	188.1	257.0	9.8	2053.9	890.2	2944.1
Grant Award	905.3	194.8	281.4	183.1	458.2	12.0	284.5	327.4	9.8	2656.5		
Year 1983												
Match Exp.	178.3	84.4	-0-	-0-	211.4	-0-	-0-	287.9	9.8	771.8		
Grant Exp.	602.5	102.5	-0-	225.0	385.1	-0-	52.3	287.9	9.8	1665.1	881.7	2546.8
Grant Award	535.5	122.0	-0-	225.0	382.0	-0-	-0-	332.8	9.8	1607.1		
Year 1984												
Req. Match	189.3	104.3	-0-	-0-	367.4	-0-	108.4	332.7	9.8	1111.9		
Projected Grant	567.5	165.6	-0-	352.3	252.2	-0-	208.5	332.7	9.8	1888.6	468.5	2357.1

205 g and CMA depend on 106/WPC's match requirement being met.

EXHIBIT D

COMPARISON BETWEEN 1982 AND 1984 FEDERAL GRANTS

	1982 Total	1984 Total	Grant Difference	Program Difference
<u>Safe Drinking Water (EPA)</u>	905.3	567.5		<337.8>
<u>Water Pollution Control (EPA)</u>				
106/P	194.8	165.6	<29.2>	
205 g	281.4	-0-	<281.4>	
CMA	183.1	352.3	169.2	
*Special (Grants will be gone in 1985)	699.0	269.5	<429.5>	<570.9>
<u>Air Program (EPA)</u>				
Air Pollution C.	458.2	252.2	<206.0>	
*METFAC	191.2	25.0	<161.2>	<367.2>
<u>Hazardous Waste (EPA)</u>				
Solid Waste	12.0	-0-	<12.0>	
Hazardous Waste	284.5	208.5	<76.0>	
*Special H.W.	-0-	174.0	174.0	86.0
<u>Consumer Protection (USDA)</u>				
Meat Inspection	327.4	332.7		5.3

*Special Projects that cease in 1985 which had a total 1984 funding of \$468.50

I. Safe Drinking Water

Beginning with SFY 83, the amount of funding from the federal drinking water grant base was reduced by \$293.8. The Office of the Governor furnished the department with a \$112.0 RSA to supplement this loss.

The need for department services continues to increase. For instance, public water systems in the southcentral region have been increasing dramatically. These services are necessary to carry out the department's mandate to protect public drinking water supplies, AS 46.03.020(10).

One task of this program is collecting and utilizing laboratory testing information and water systems inventory data. Due to problems with the State's automated system, ADEC has implemented an interim manual/automated data management system. It will be difficult for the program to support a new fully automated data processing system without federal funds. The future status of the data collection system has not been determined.

For further details, please contact the program manager, Dick Farnell at 465-2653.

II. Water Pollution Control

The federal reduction to the Clean Water Act Section 205(g) grant money starting in FY 82 resulted in a permanent loss of approximately \$284.1 to the State's Water Pollution Control Program (WPC). This money was formerly used to assist with special projects such as a pass through grant to the Municipality of Anchorage for monitoring of the impacts of rapid urbanization on their streams. These funds also contributed to personal services and related travel and commodities for the department's WPC staff. Loss of these funds has resulted in the reduction of two staff positions, one Ecologist II and one Environmental Engineer III in Environmental Quality Management. Due to the loss of federal funding, less work will be done for the prevention of water pollution at a time when the State's rapid industrial and urban growth demand more services. Specific program elements can not at this time be enumerated, however, with a little more lead time they can be supplied upon request.

For further details, please contact the program manager, Alex Viteri, at 465-2653.

Special Projects

Since 1977, the Department has received \$2,641.6 in 208 grant funds from EPA. These grant funds supported some departmental staff but mainly provided contractual monies for special projects. The 208 grant program was terminated. In SFY 84 the small balance of 208 funds has been committed and there are no other ADEC funds available for special projects. Staff positions formerly funded by 208 grant funds have either been eliminated or funded by general funds.

For further details, please contact the progm manager, George Franklet at 465-2653.

III Air Program

During development of the 1977 Clean Air Act Amendments, Alaska was instrumental in assuring that control of air quality and sources of air pollutants would be a state function. The state must have the ability to assure orderly management and development of its resources and economic development.

A function of state and local governments is to establish programs to control pollutants which cause unhealthful air quality. Some of these sources are automobiles and woodstoves.

Management of air programs includes the tasks of review and permit issuance for complex industrial activities. Alaska is witnessing a rapid rate of industrial growth requiring an increased need for technical staff.

In the past, additional federal monies in the form of grant carryover have supplied about \$100.0 annually to supplement the state's program. These funds will not be available in SFY 84 and beyond. Federal support monies have diminished at a time when we have made commitments to carry out additional programs required to manage the air resources of the state. Without increased state funding, implementation of these programs is questionable.

For further details, please contact the program manager, Len Verrelli, at 465-2666.

IV. Hazardous Waste

Solid Waste

Alaska solid waste management is a very large continuous task. There are 30 cities and 300 additional population clusters for which effective standards and technical advice would reduce safety hazards and the potential for drinking water borne disease and animal carried diseases such as rabies. Loss of funding does not alter this need.

EPA does not have a solid waste management grant program for any state. This ceased in 1980. Some funding from FFY 80 did continue into SFY 81. State funds were inadequate to continue or improve the work effort. The solid waste management staff has been reduced from three to one, while the field staff has remained relatively constant at 3.75 work years per year. An increase of five positions would be necessary to effect measurable improvement in sanitary conditions, during the next five-year period.

For further details, please contact the program manager, Dick Williams, at 465-2666.

Hazardous Waste

The federal program first became effective in FFY 80. The state applied and received funds for one central staff technical employee and his supervisor. They were previously paid by general funds. These positions developed the legislation to implement an Alaskan hazardous waste program.

In 1982, the legislature funded and increased the staff by seven to eight persons with general funds. Significant budget cuts were requested from the agency, so authorized staff and much of the funding were deleted from the management office.

Criteria upon which SFY 83 grants were to be awarded made the state's embryonic program ineligible for federal funds. Carryover funds from 1982 were reawarded to purchase equipment capable of analysing the full array of potentially hazardous chemicals to be regulated. The regulatory and program development work was done with contractual, technical and legal staff. Incremental increases in funds and staffing to establish and implement the program were requested for SFY 84 but not approved. The existing laboratory position assigned to use the grant-funded equipment was deleted and the management staff's funds reduced in the 1984 budget cuts.

Eligibility for the 1984 grant will be based upon the existence of adequate staffing and state resources to implement the program, which currently is not available in the 1984 budget. The \$208.5 listed in the exhibits may not be awarded.

For further details, please contact the program manager, David DiTraglia, at 465-2666.

V. Consumer Protection

The U.S. Department of Agriculture has not reduced DEC's grant award for the cooperative Meat Inspection Program in the past several years. The program is funded by 50% federal funds and 50% state matching funds. We receive reimbursement for our indirect costs associated with the program which makes the federal share 62% of the total program costs.

The SFY 84 budget request for federal and state matching funds in the Meat Inspection Program is \$280.0 federal funds and \$280.0 general fund match. The U.S.D.A. grant award for this program for the corresponding fiscal year of SFY 84 is \$332.0. DEC cannot spend and receive the \$52.0 difference without increasing our match by the same amount.

The federal government is in the process of regulating all flight kitchens and all school districts under the Meat Inspection Program. Additionally, two new slaughter facilities will be in operation by 1985. This increase in inspection and other program activities will require, at the minimum, one additional inspector.

With declining revenues to the state treasury, it seems inappropriate not to be able to take advantage of 100% of a federal grant award. In SFY 84 the state treasury could receive \$63.2 in additional revenue if the corresponding match requirement is met.

For further details, please contact Dennis Grimmer, Fiscal Officer, at 465-2675.

FY 80

SOURCE: Coastal Zone Management administered by
Division of Policy Development and Planning (DPDP)

PROGRAM OR PROJECT: Coastal Zone Management

AMOUNT: \$313,618

CLASSIFICATION: Categorical

REDUCTION FROM PRIOR YEAR: N/A

SOURCE OF NEW FUNDS
OR REDUCTION IN PROGRAM: N/A

FUTURE STATUS OF PROGRAM: Program will continue.

SOURCE: CEIP 308(d) administered by Department of
Community and Regional Affairs (DCRA)

PROGRAM OR PROJECT: Bering/Norton Energy Impact Study

AMOUNT: 216'6 \$125,400

CLASSIFICATION: Categorical

REDUCTION FROM PRIOR YEAR: N/A

SOURCE OF NEW FUNDS
OR REDUCTION IN PROGRAM: (\$103,724 carried forward in FY 81)

FUTURE STATUS OF PROGRAM: Project will continue.

SOURCE: Soil Conservation Service

PROGRAM OR PROJECT: Willow/Talkeetna River Basin Study

AMOUNT: \$49,600

CLASSIFICATION: Categorical

REDUCTION FROM PRIOR YEAR: Unknown

SOURCE OF NEW FUNDS
OR REDUCTION IN PROGRAM: Further work was subsequently funded by the State.

FUTURE STATUS OF PROGRAM: Willow/Talkeetna Creeks Instream Flow Data
Collection and Analysis: this FY 80 SuHydro
planning project provided stream flow information
for an early phase of the SuHydro project.

STATE OF ALASKA

Department of Fish & Game

DEPARTMENT OF FISH AND GAME

OFFICE OF THE COMMISSIONER

P.O. BOX 3-2000
JUNEAU, ALASKA 99802
PHONE: (907) 465-4100

May 12, 1983

Ms. Betty Barton
Ms. Deborah Pomeroy
Alaska State Legislature
House of Representatives
Research Agency
Pouch Y
Juneau, Alaska 99811

RECEIVED
MAY ' 3 1983

HOUSE RESEARCH AGENCY

Dear Ms. Barton & Ms. Pomeroy:

This is in response to your letter dated April 20, 1983, requesting information on programs that have incurred substantial losses of Federal funding.

We have enclosed reports for each of our Budget Request Units that receive Federal funding for the fiscal years 1980 through 1984:

- Division of Habitat Protection
- Division of Commercial Fisheries
- Division of Sport Fisheries
- Division of Fisheries Rehabilitation, Enhancement & Development (FRED)
- Division of Game
- Commercial Fisheries Entry Commission
- Administration and Support
- Division of Boards of Fisheries and Game
- Division of Subsistence

The Divisions of Habitat Protection, Commercial Fisheries, and Sport Fisheries have had or will have Federal fund reductions going into fiscal year 1984.

If you have any questions, please contact John Stewart, 465-4120.

Sincerely,

Don W. Collinsworth
Commissioner

Enclosures

FY 80 (cont)

SOURCE: Title III administered by Department of Natural Resources (DNR)

PROGRAM OR PROJECT: Willow/Deception Creeks Instream Flow Data Collection and Analysis

AMOUNT: \$39,600

CLASSIFICATION: Categorical

REDUCTION FROM PRIOR YEAR: N/A

SOURCE OF NEW FUNDS
OR REDUCTION IN PROGRAM: Future funding provided by the State

FUTURE STATUS OF PROGRAM: this project has been funded 50:50 between State and Federal to provide stream flow information. This will no longer be funded by Federal funds.

FY 81

SOURCE: CEIP 308(c)(1) administered by DCRA

PROGRAM OR PROJECT: Energy Facilities Review

AMOUNT: \$54,554

CLASSIFICATION: Categorical

REDUCTION FROM PRIOR YEAR: N/A

SOURCE OF NEW FUNDS
OR REDUCTION IN PROGRAM: N/A

FUTURE STATUS OF PROGRAM: Project will continue

SOURCE: Coastal Zone Program administered by DPDP

PROGRAM OR PROJECT: Coastal Zone Management

AMOUNT: \$315,440

CLASSIFICATION: Categorical

REDUCTION FROM PRIOR YEAR: N/A

SOURCE OF NEW FUNDS
OR REDUCTION IN PROGRAM: N/A

FUTURE STATUS OF PROGRAM: Project will continue

FY 81 (cont)

SOURCE:	<u>CEIP 308(c)(2) administered by DPDP</u>
PROGRAM OR PROJECT:	<u>Participation in Federal OCS Lease Program</u>
AMOUNT:	<u>\$124,884</u>
CLASSIFICATION:	<u>Categorical</u>
REDUCTION FROM PRIOR YEAR:	<u>N/A</u>
SOURCE OF NEW FUNDS OR REDUCTION IN PROGRAM:	<u>N/A</u>
FUTURE STATUS OF PROGRAM:	<u>Project will continue</u>
SOURCE:	<u>CEIP 308(d) administered by DCRA</u>
PROGRAM OR PROJECT:	<u>Bering/Norton Energy Impact Study</u>
AMOUNT:	<u>\$60,000 (amendment)</u>
CLASSIFICATION:	<u>Categorical</u>
REDUCTION FROM PRIOR YEAR:	<u>N/A</u>
SOURCE OF NEW FUNDS OR REDUCTION IN PROGRAM:	<u>\$103,724 was carried forward from FY 80</u>
FUTURE STATUS OF PROGRAM:	<u>\$43,486 carried forward into FY 82. This program was defunded in FY 82, and no alternative funding has been available. For areas which would be impacted by OCS oil and gas leasing, the project provided in-depth analysis of the fish, wildlife and habitat resources and potential impacts, and developed comprehensive mitigation to protect the resources and resource uses. Without the project, local communities and districts and State agencies are greatly handicapped in their ability to assess potential impacts and to prepare effective mitigation.</u>

FY 81 (cont)

SOURCE: Soil Conservation Service

PROGRAM OR PROJECT: Willow/Talkeetna River Basin Study

AMOUNT: \$4,800 (amendment)

CLASSIFICATION: Categorical

REDUCTION FROM PRIOR YEAR: Unknown

SOURCE OF NEW FUNDS
OR REDUCTION IN PROGRAM: N/A

FUTURE STATUS OF PROGRAM: Willow/Talkeetna Creeks Instream Flow Data
Collection and Analysis: This FY 80 SuHydro
planning project provided stream flow
information for an early phase of the
SuHydro project. Further work will be
subsequently funded by the State.

FY 82

SOURCE: Coastal Zone Management Program administered
by Department of Community and Regional Affairs
(CRA)

PROGRAM OR PROJECT: Coastal Zone Management

AMOUNT: \$313,579

CLASSIFICATION: Categorical

REDUCTION FROM PRIOR YEAR: \$1,861

SOURCE OF NEW FUNDS
OR REDUCTION IN PROGRAM: N/A

FUTURE STATUS OF PROGRAM: Continuing project

FY 82 (cont)

SOURCE: CEIP 308(c)(1) administered by DCRA

PROGRAM OR PROJECT: Energy Facilities Review

AMOUNT: \$64,000

CLASSIFICATION: Categorical

REDUCTION FROM PRIOR YEAR: N/A

SOURCE OF NEW FUNDS
OR REDUCTION IN PROGRAM: N/A

FUTURE STATUS OF PROGRAM: \$118,554 balance carried forward into FY 83.
Continuing project.

SOURCE: CEIP 308(c)(2) administered by DPDP

PROGRAM OR PROJECT: Participation in Federal OCS Lease Program

AMOUNT: \$67,100

CLASSIFICATION: Categorical

REDUCTION FROM PRIOR YEAR: N/A

SOURCE OF NEW FUNDS
OR REDUCTION IN PROGRAM: N/A

FUTURE STATUS OF PROGRAM: Continuing project

FY 83

SOURCE: Coastal Zone Management Program administered by DCRA

PROGRAM OR PROJECT: Coastal Zone Management

AMOUNT: \$232,500

CLASSIFICATION: Categorical

REDUCTION FROM PRIOR YEAR: \$81,079

SOURCE OF NEW FUNDS OR REDUCTION IN PROGRAM: N/A

FUTURE STATUS OF PROGRAM: Amendment has been requested, and sent to B&M for approval, to extend contract to 09/30/83 --amount to be carried forward unknown. The Department's Coastal Zone Management Program is being phased out in FY 84. No alternative funding source is currently available. As a result, most of the technical assistance provided to Coastal Districts for the preparation of District Coastal Management Plans will no longer be available. This will greatly reduce the ability of Coastal Districts to protect their important fish, wildlife, and habitat resources and resource uses.

SOURCE: CEIP 308(c)(1) administered by DCRA

PROGRAM OR PROJECT: Energy Facilities Review

AMOUNT: \$118,554 (total of FY 81 and FY 82; balance was carried forward)

CLASSIFICATION: Categorical

REDUCTION FROM PRIOR YEAR: N/A

SOURCE OF NEW FUNDS OR REDUCTION IN PROGRAM: Balance will be carried forward into FY 84

FUTURE STATUS OF PROGRAM: This project terminates on 12/31/83, and no new or alternative funding is available. This will severely limit the Department's ability to participate in the planning, review, and mitigation of major energy development (other than oil and gas) such as coal and geothermal power, and LNG and petrochemical facility development.

FY 83 (cont)

SOURCE:	<u>CEIP 308(c)(2) administered by DPDP</u>
PROGRAM OR PROJECT:	<u>Participation in Federal OCS Lease Program</u>
AMOUNT:	<u>\$57,568.36</u>
CLASSIFICATION:	<u>Categorical</u>
REDUCTION FROM PRIOR YEAR:	<u>N/A</u>
SOURCE OF NEW FUNDS OR REDUCTION IN PROGRAM:	<u>N/A</u>
FUTURE STATUS OF PROGRAM:	<u>Total of \$124,668.36 was received for FY 82 and FY 83. This project terminates on 06/30/83. No new or alternative funding is available. The project has provided most of the Department's funding for participation in the Federal Outer Continental Shelf Lease Program. Lack of adequate Department participation will greatly degrade the protection of State fish, wildlife, and habitat interests impacted by OCS oil and gas leasing.</u>

Sport Fish Division

FY 80

SOURCE: Dingell-Johnson Funds

PROGRAM OR PROJECT: Sport Fish Restoration

AMOUNT: 1,400.0

CLASSIFICATION: Categorical Grant

REDUCTION FROM PRIOR YEAR: N/A

SOURCE OF NEW FUNDS OR
REDUCTION IN PROGRAM: N/A

FUTURE STATUS OF PROGRAM: Good/Stable

Note: DJ Funds fund up to 75% of the Sport Fish Division's normal fisheries management activities. These funds are apportioned to the State on a percentage basis which remains the same each year. Funds are received by the Federal Government from the sale of fishing tackle, depth finders, some boats, etc. Annual receipts remain fairly constant, but can be affected by major changes in the economy.

SOURCE: Anadromous Fish Act 89-304

PROGRAM OR PROJECT: Sport Fish Restoration

AMOUNT: 191.6

CLASSIFICATION: Categorical Grant

REDUCTION FROM PRIOR YEAR: -0-

SOURCE OF NEW FUNDS OR
REDUCTION IN PROGRAM: -0-

FUTURE STATUS OF PROGRAM: Questionable

Note: Anadromous funds are a Federal Grant which requires 50% matching from State funds. Anadromous funding was used for SE Chinook research and research on Russian River sockeye.

Sport Fish Division

FY 80

SOURCE: Dingell-Johnson Funds

PROGRAM OR PROJECT: Sport Fish Restoration

AMOUNT: 1,400.0

CLASSIFICATION: Categorical Grant

REDUCTION FROM PRIOR YEAR: N/A

SOURCE OF NEW FUNDS OR
REDUCTION IN PROGRAM: N/A

FUTURE STATUS OF PROGRAM: Good/Stable

Note: DJ Funds fund up to 75% of the Sport Fish Division's normal fisheries management activities. These funds are apportioned to the State on a percentage basis which remains the same each year. Funds are received by the Federal Government from the sale of fishing tackle, depth finders, some boats, etc. Annual receipts remain fairly constant, but can be affected by major changes in the economy.

SOURCE: Anadromous Fish Act 89-304

PROGRAM OR PROJECT: Sport Fish Restoration

AMOUNT: 191.6

CLASSIFICATION: Categorical Grant

REDUCTION FROM PRIOR YEAR: -0-

SOURCE OF NEW FUNDS OR
REDUCTION IN PROGRAM: -0-

FUTURE STATUS OF PROGRAM: Questionable

Note: Anadromous funds are a Federal Grant which requires 50% matching from State funds. Anadromous funding was used for SE Chinook research and research on Russian River sockeye.

FY 81

SOURCE: Dingell-Johnson Funds

PROGRAM OR PROJECT: Sport Fish Restoration

AMOUNT: 1,547.5

CLASSIFICATION: Categorical Grant

REDUCTION FROM PRIOR YEAR: N/A

SOURCE OF NEW FUNDS OR
REDUCTION IN PROGRAM: N/A

FUTURE STATUS OF PROGRAM: Good

Note: DJ Funds fund up to 75% of the Sport Fish Division's normal fisheries management activities. These funds are apportioned to the State on a percentage basis which remains the same each year. Funds are received by the Federal Government from the sale of fishing tackle, depth finders, some boats, etc. Annual receipts remain fairly constant, but can be affected by major changes in the economy.

SOURCE: Anadromous Fish Act 89-304

PROGRAM OR PROJECT: Sport Fish Restoration

AMOUNT: 191.6

CLASSIFICATION: Categorical Grant

REDUCTION FROM PRIOR YEAR: -0-

SOURCE OF NEW FUNDS OR
REDUCTION IN PROGRAM: -0-

FUTURE STATUS OF PROGRAM: Questionable

Note: Anadromous funds are a Federal Grant which requires 50% matching from State funds. Anadromous funding was used for SE Chinook research and research on Russian River sockeye.

FY 82

SOURCE: Dingell-Johnson Funds

PROGRAM OR PROJECT: Sport Fish Restoration

AMOUNT: 1,498.5

CLASSIFICATION: Category Grants

REDUCTION FROM PRIOR YEAR: 49.0

SOURCE OF NEW FUNDS OR
REDUCTION IN PROGRAM: N/A

FUTURE STATUS OF PROGRAM: Good

Note: DJ Funds fund up to 75% of the Sport Fish Division's normal fisheries management activities. These funds are apportioned to the State on a percentage basis which remains the same each year. Funds are received by the Federal Government from the sale of fishing tackle, depth finders, some boats, etc. Annual receipts remain fairly constant, but can be affected by major changes in the economy.

SOURCE: Anadromous Fish Act 89-304

PROGRAM OR PROJECT: Sport Fish Restoration

AMOUNT: 191.6

CLASSIFICATION: Categorical Grant

REDUCTION FROM PRIOR YEAR: -0-

SOURCE OF NEW FUNDS OR
REDUCTION IN PROGRAM: -0-

FUTURE STATUS OF PROGRAM: In doubt

Note: Anadromous funds are a Federal Grant which requires 50% matching from State funds. Anadromous funding was used for SE Chinook research and research on Russian River sockeye.

FY 82 (cont'd)

SOURCE:	<u>Contract with U.S. Fish & Wildlife Service</u>
PROGRAM OR PROJECT:	<u>Mat-Su Stickleback</u>
AMOUNT:	<u>30.0</u>
CLASSIFICATION:	<u>Categorical Grant</u>
REDUCTION FROM PRIOR YEAR:	<u>N/A</u>
SOURCE OF NEW FUNDS OR REDUCTION IN PROGRAM:	<u>N/A</u>
FUTURE STATUS OF PROGRAM:	<u>This program will end when the terms of the contract have been fulfilled. Has no significant impact on the continuation of fisheries management program.</u>

FY 83

SOURCE:	<u>Dingell-Johnson Funds</u>
PROGRAM OR PROJECT:	<u>Sport Fish Restoration</u>
AMOUNT:	<u>1,639.0</u>
CLASSIFICATION:	<u>Categorical Grant</u>
REDUCTION FROM PRIOR YEAR:	<u>N/A</u>
SOURCE OF NEW FUNDS OR REDUCTION IN PROGRAM:	<u>N/A</u>
FUTURE STATUS OF PROGRAM:	<u>Good</u>

Note: DJ Funds fund up to 75% of the Sport Fish Division's normal fisheries management activities. These funds are apportioned to the State on a percentage basis which remains the same each year. Funds are received by the Federal Government from the sale of fishing tackle, depth finders, some boats, etc. Annual receipts remain fairly constant, but can be affected by major changes in the economy.

FY 83 (Cont'd)

SOURCE: Anadromous Fish Act 89-304

PROGRAM OR PROJECT: Sport Fish Restoration

AMOUNT: -0-

CLASSIFICATION: Categorical Grant

REDUCTION FROM PRIOR YEAR: 191.6

SOURCE OF NEW FUNDS OR
REDUCTION IN PROGRAM: See note

FUTURE STATUS OF PROGRAM: Doubtful

Note: Anadromous funds are a Federal Grant which requires 50% matching from State funds. Anadromous funding was used for SE Chinook research and research on Russian River sockeye. We have made major program reductions in the areas of Kodiak, Bristol Bay and Glennallen, plus minor program adjustments statewide so that State funds could be used to continue research in the Southeast and Russian River areas after the loss of anadromous funding.

SOURCE: Contract with U.S. Fish & Wildlife Service

PROGRAM OR PROJECT: Mat-Su Stickleback

AMOUNT: 24.9 (carried forward from FY 82)

CLASSIFICATION: Categorical Grant

REDUCTION FROM PRIOR YEAR: N/A

SOURCE OF NEW FUNDS OR
REDUCTION IN PROGRAM: N/A

FUTURE STATUS OF PROGRAM: Contracted completed September 1982.
Lack of future funding has no significant
impact on the continuation of fisheries
management programs.

FY 84

SOURCE: Dingell-Johnson Funds

PROGRAM OR PROJECT: Sport Fish Restoration

AMOUNT: 1,700.0 (est.)

CLASSIFICATION: Categorical Grant

REDUCTION FROM PRIOR YEAR: N/A

SOURCE OF NEW FUNDS OR
REDUCTION IN PROGRAM: N/A

FUTURE STATUS OF PROGRAM: Good

Note: DJ Funds fund up to 75% of the Sport Fish Division's normal fisheries management activities. These funds are apportioned to the State on a percentage basis which remains the same each year. Funds are received by the Federal Government from the sale of fishing tackle, depth finders, some boats, etc. Annual receipts remain fairly constant, but can be affected by major changes in the economy.

DIVISION OF COMMERCIAL FISHERIES
STATUS OF FEDERAL FUNDING SOURCES

Page 1 of 5

FY 80

SOURCE: PL-89-304

PROGRAM OR PROJECT: Anadromous Fish and Conservation Act

AMOUNT: \$404.2

CLASSIFICATION: Categorical

REDUCTION FROM PRIOR YEAR: N/A

SOURCE OF NEW FUNDS OR
REDUCTION IN PROGRAM: N/A

FUTURE STATUS OF PROGRAM: No significant change anticipated

SOURCE: PL-88-309

PROGRAM OR PROJECT: Commercial Fisheries Research on Development Act

AMOUNT: \$300.0

CLASSIFICATION: Categorical

REDUCTION FROM PRIOR YEAR: N/A

SOURCE OF NEW FUNDS OR
REDUCTION IN PROGRAM: N/A

FUTURE STATUS OF PROGRAM: No significant change anticipated

SOURCE: Various; primarily NMFS and USFWS Special Projects;
research and management-oriented

PROGRAM OR PROJECT: _____

AMOUNT: \$669.0

CLASSIFICATION: Categorical Grants

REDUCTION FROM PRIOR YEAR: N/A; one-time contracts for a specific purpose

SOURCE OF NEW FUNDS OR
REDUCTION IN PROGRAM: N/A

FUTURE STATUS OF PROGRAM: This area of funding varies from year to year, as
programs or projects arise which require State/Fed-
eral cooperation. These projects generally dovetail
into or augment the ongoing research and management
programs of the Division but are not crucial to the
continuation of the Division's basic activities.

DIVISION OF COMMERCIAL FISHERIES
STATUS OF FEDERAL FUNDING SOURCES

Page 2 of 5

FY 81

SOURCE: PL-89-304

PROGRAM OR PROJECT: Anadromous Fish and Conservation Act

AMOUNT: \$804.2

CLASSIFICATION: Categorical

REDUCTION FORM PRIOR YEAR: \$400.0 increase

SOURCE OF NEW FUNDS OR
REDUCTION IN PROGRAM: N/A

FUTURE STATUS OF PROGRAM: _____

SOURCE: PL-88-309

PROGRAM OR PROJECT: Commercial Fisheries Research and Development Act

AMOUNT: \$300.0

CLASSIFICATION: Categorical

REDUCTION FROM PRIOR YEAR: N/A

SOURCE OF NEW FUNDS OR
REDUCTION IN PROGRAM: N/A

FUTURE STATUS OF PROGRAM: No significant change anticipated

SOURCE: Various; primarily NMFS and USFWS Special Projects;
research and management-oriented

PROGRAM OR PROJECT: _____

AMOUNT: \$860.5

CLASSIFICATION: Categorical Grants

REDUCTION FROM PRIOR YEAR: -0-

SOURCE OF NEW FUNDS OR
REDUCTION IN PROGRAM: Special contracts of a one-time nature

FUTURE STATUS OF PROGRAM: This area of funding varies from year to year, as
programs or projects arise which require State/Fed-
eral cooperation. These projects generally dovetail
into or augment the ongoing research and management
programs of the Division but are not crucial to the
continuation of the Division's basic activities.

DIVISION OF COMMERCIAL FISHERIES
STATUS OF FEDERAL FUNDING SOURCES

Page 3 of 5

FY 82

SOURCE:	<u>PL-89-304</u>
PROGRAM OR PROJECT:	<u>Anadromous Fish and Conservation Act</u>
AMOUNT:	<u>\$518.6</u>
CLASSIFICATION:	<u>Categorical</u>
REDUCTION FROM PRIOR YEAR:	<u>\$285.6</u>
SOURCE OF NEW FUNDS OR REDUCTION IN PROGRAM:	<u>N/A</u>
FUTURE STATUS OF PROGRAM:	<u></u>
SOURCE:	<u>PL-88-309</u>
PROGRAM OR PROJECT:	<u>Commercial Fisheries Research and Development Act</u>
AMOUNT:	<u>\$240.0</u>
CLASSIFICATION:	<u>Categorical</u>
REDUCTION FROM PRIOR YEAR:	<u>\$60.0</u>
SOURCE OF NEW FUNDS OR REDUCTION IN PROGRAM:	<u>N/A</u>
FUTURE STATUS OF PROGRAM:	<u></u>
SOURCE:	<u>Various; primarily NMFS and USFWS Special Projects; research and management-oriented</u>
PROGRAM OR PROJECT:	<u></u>
AMOUNT:	<u>\$496.2</u>
CLASSIFICATION:	<u>Categorical Grants</u>
REDUCTION FROM PRIOR YEAR:	<u>\$364.3</u>
SOURCE OF NEW FUNDS OR REDUCTION IN PROGRAM:	<u>Special projects of a one-time nature</u>
FUTURE STATUS OF PROGRAM:	<u>This area of funding varies from year to year, as programs or projects arise which require State/Fed- eral cooperation. These projects generally dovetail into or augment the ongoing research and management programs of the Division but are not crucial to the continuation of the Division's basic activities.</u>

DIVISION OF COMMERCIAL FISHERIES
STATUS OF FEDERAL FUNDING SOURCES

FY 83

SOURCE:	<u>PL-89-304</u>
PROGRAM OR PROJECT:	<u>Anadromous Fish and Conservation Act</u>
AMOUNT:	<u>\$472.8</u>
CLASSIFICATION:	<u>Categorical</u>
REDUCTION FROM PRIOR YEAR:	<u>\$45.8</u>
SOURCE OF NEW FUNDS OR REDUCTION IN PROGRAM:	<u>N/A</u>
FUTURE STATUS OF PROGRAM:	<u>No significant change anticipated</u>
SOURCE:	<u>PL-88-309</u>
PROGRAM OR PROJECT:	<u>Commercial Fisheries Research and Development Act</u>
AMOUNT:	<u>\$240.0</u>
CLASSIFICATION:	<u>Categorical</u>
REDUCTION FROM PRIOR YEAR:	<u>N/A</u>
SOURCE OF NEW FUNDS OR REDUCTION IN PROGRAM:	<u>N/A</u>
FUTURE STATUS OF PROGRAM:	<u>No significant change anticipated</u>
SOURCE:	<u>Various; primarily NMFS and USFWS Special Projects; research and management-oriented</u>
PROGRAM OR PROJECT:	<u></u>
AMOUNT:	<u>\$1123.0</u>
CLASSIFICATION:	<u>Categorical Grants</u>
REDUCTION FROM PRIOR YEAR:	<u>N/A</u>
SOURCE OF NEW FUNDS OR REDUCTION IN PROGRAM:	<u>Special projects of a one-time nature</u>
FUTURE STATUS OF PROGRAM:	<u>This area of funding varies from year to year, as programs or projects arise which require State/Fed- eral cooperation. These projects generally dovetail into or augment the ongoing research and management programs of the Division but are not crucial to the continuation of the Division's basic activities.</u>

DIVISION OF COMMERCIAL FISHERIES
STATUS OF FEDERAL FUNDING SOURCES

Page 5 of 5

FY 84

SOURCE: PL-89-304
PROGRAM OR PROJECT: Anadromous Fish and Conservation Act
AMOUNT: -0-
CLASSIFICATION: Categorical
REDUCTION FROM PRIOR YEAR: \$472.8
SOURCE OF NEW FUNDS OR
REDUCTION IN PROGRAM: N/A
FUTURE STATUS OF PROGRAM: Congress must override Reagan budget which 0 the
fund each year

SOURCE: PL-88-309
PROGRAM OR PROJECT: Commercial Fisheries Research and Development Act
AMOUNT: -0-
CLASSIFICATION: Categorical
REDUCTION FROM PRIOR YEAR: \$240.0
SOURCE OF NEW FUNDS OR
REDUCTION IN PROGRAM: N/A
FUTURE STATUS OF PROGRAM: Congress must override Reagan budget which 0 this
fund each year

SOURCE: Various; primarily NMFS and USFWS Special Projects;
research and management-oriented
PROGRAM OR PROJECT: _____
AMOUNT: \$905.0
CLASSIFICATION: Categorical Grants
REDUCTION FROM PRIOR YEAR: \$218.0
SOURCE OF NEW FUNDS OR
REDUCTION IN PROGRAM: Special projects of a one-time nature
FUTURE STATUS OF PROGRAM: This area of funding varies from year to year, as
programs or projects arise which require State/Fed-
eral cooperation. These projects generally dovetail
into or augment the ongoing research and management
programs of the Division but are not crucial to the
continuation of the Division's basic activities.

FY 82

SOURCE	<u>U.S. Forest Service & National Marine Fisheries</u>
PROGRAM OR PROJECT	<u>Lake Fertilization, Stream Clearance, and Little Port Walter</u>
AMOUNT	<u>\$75.5</u>
CLASSIFICATION	<u>Categorical grants/contracts</u>
REDUCTION FROM PRIOR YEAR	<u>N/A</u>
SOURCE OF NEW FUNDS OR REDUCTION IN PROGRAM	<u>N/A</u>
FUTURE STATUS OF PROGRAM	<u>This particular portion of the budget changes from year to year. Funds are received from various Federal agencies to conduct specific projects. Little Port Walter is an on-going 50:50 match project. It is anticipated that this agreement will continue.</u>

FY 83

SOURCE	<u>U.S. Forest Service, Dept. of Agriculture, Bureau of Land Management, National Marine Fisheries, National Oceanic and Atmospheric Administration</u>
PROGRAM OR PROJECT	<u>Lake Fertilization, Fishpass/Fish trap design and construction, Little Port Walter</u>
AMOUNT	<u>\$99.3</u>
CLASSIFICATION	<u>Categorical grants/contracts</u>
REDUCTION FROM PRIOR YEAR	<u>N/A</u>
SOURCE OF NEW FUNDS OR REDUCTION IN PROGRAM	<u>N/A</u>
FUTURE STATUS OF PROGRAM	<u>This particular portion of the budget changes from year to year. Funds are received from various Federal agencies to conduct specific projects. Little Port Walter is an on-going 50:50 match project. It is anticipated that this agreement will continue.</u>

FY 84

SOURCE	<u>National Marine Fisheries</u>
PROGRAM OR PROJECT	<u>Little Port Walter</u>
AMOUNT	<u>\$40.0</u>
CLASSIFICATION	<u>Categorized grants/contracts</u>
REDUCTION FROM PRIOR YEAR	<u>Little Port Walter is increased from last year. Other projects were one time only. The U.S. Forest Service, BLM may have new one time projects but it is not known what at this time.</u>
SOURCE OF NEW FUNDS OR REDUCTION IN PROGRAM	<u>We will not do special projects, but if funds are available, we will conduct projects with layed off seasonal and engineering staff.</u>
FUTURE STATUS OF PROGRAM	<u>It is expected that Little Port Walter will continue at approximately the same level. This particular portion of the budget changes from year to year. Funds are received from various Federal agencies to conduct specific studies. These projects generally augment the on-going FRED program, but are not crucial to the continuation of the Division's program.</u>

FY 80

SOURCE: Pitman-Robertson Funds

PROGRAM OR PROJECT: Investigations & Research, Hunter Safety, Wildlife Management

AMOUNT: \$3,412.4

CLASSIFICATION: CATEGORICAL

REDUCTION FROM PRIOR YEAR: N/A

SOURCE OF NEW FUNDS OR
REDUCTION IN PROGRAM: N/A

FUTURE STATUS OF PROGRAM: No significant change anticipated

Note: P-R Funds fund up to 75% of the Game Division's normal wildlife management activities. These funds are apportioned to the State on a percentage basis which remains the same each year. Funds are received by the Federal Government from the sale of sporting goods, guns, ammunition, etc. Annual receipts remain fairly constant, but can be affected by major changes in the economy.

SOURCE: Various; primarily NOAA and U.S. Fish & Wildlife Service Special Projects; marine mammal studies, caribou studies, specific species studies for a variety of needs

PROGRAM OR PROJECT: specific species studies for a variety of needs

AMOUNT: \$820.1 (this is an approximate figure)

CLASSIFICATION: Categorical Grants

REDUCTION FROM PRIOR YEAR: N/A

SOURCE OF NEW FUNDS OR
REDUCTION IN PROGRAM: N/A

FUTURE STATUS OF PROGRAM: This particular portion of the budget changes from year to year. Funds are received from various Federal agencies to conduct specific studies. These studies generally augment the on-going game management program but are not crucial to the continuation of the Division's wildlife management program.

FY 81

SOURCE: Pitman-Robertson Funds

PROGRAM OR PROJECT: Statewide Wildlife Management Program: Hunter Safety

AMOUNT: \$4,256.2

CLASSIFICATION: CATEGORICAL GRANTS

REDUCTION FROM PRIOR YEAR: N/A

SOURCE OF NEW FUNDS OR
REDUCTION IN PROGRAM: N/A

FUTURE STATUS OF PROGRAM: No Change Anticipated

SOURCE: Various Federal Agencies
PROGRAM OR PROJECT: Special Projects
AMOUNT: \$994.9
CLASSIFICATION: CATEGORICAL GRANTS
REDUCTION FROM PRIOR YEAR: None
SOURCE OF NEW FUNDS OR
REDUCTION IN PROGRAM: N/A
FUTURE STATUS OF PROGRAM: Changes from year-to-year

FY 82

SOURCE: Pitman-Robertson Funds
PROGRAM OR PROJECT: Statewide Wildlife Management: Hunter Safety
AMOUNT: \$4,152.2
CLASSIFICATION: CATEGORICAL GRANTS
REDUCTION FROM PRIOR YEAR \$102.0
SOURCE OF NEW FUNDS OR
REDUCTION IN PROGRAM: Additional General Funds authorized
FUTURE STATUS OF PROGRAM: Program will continue with additional General
Fund appropriations when Federal Funds are
inadequate.

SOURCE: Various Federal Agencies
PROGRAM OR PROJECT: Special Projects
AMOUNT: \$564.8
CLASSIFICATION: CATEGORICAL GRANTS
REDUCTION FROM PRIOR YEAR: \$430.1
SOURCE OF NEW FUNDS OR
REDUCTION IN PROGRAM: This represents the completion of several OCS studies
in PET 4. No new funds to be received.
FUTURE STATUS OF PROGRAM: Reduced marine mammal studies will continue for
several years under NOAA/OCS funding. Additional
specific studies will continue as requested and
funded.

FY 83

SOURCE: Pitman-Robertson Funds

PROGRAM OR PROJECT: Statewide Wildlife Management: Hunter Safety

AMOUNT: \$4,739.3

CLASSIFICATION: Categorical Grants

REDUCTION FROM PRIOR YEAR: None

SOURCE OF NEW FUNDS OR
REDUCTION IN PROGRAM: N/A

FUTURE STATUS OF PROGRAM: No changes anticipated

SOURCE: Various Federal Agencies

PROGRAM OR PROJECT: Special Projects

AMOUNT: \$260.3

CLASSIFICATION: Categorical Grants

REDUCTION FROM PRIOR YEAR: \$304.1

SOURCE OF NEW FUNDS OR
REDUCTION IN PROGRAM: Completion of additional OCS studies

FUTURE STATUS OF PROGRAM: Maintain studies of Seals and Belukha Whales,
as well as various caribou studies.

FY 84

SOURCE: Pitman-Robertson Funds

PROGRAM OR PROJECT: Statewide Wildlife Management: Hunter Safety

AMOUNT: \$5,169.4

CLASSIFICATION: Categorical Grants

REDUCTION FROM PRIOR YEAR: None

SOURCE OF NEW FUNDS OR
REDUCTION OF PROGRAM: N/A

FUTURE STATUS OF PROGRAM: No change anticipated

FY 84 Cont.

SOURCE: Various Federal Agencies

PROGRAM OR PROJECT: Special Projects

AMOUNT: \$278.5

CLASSIFICATION: Categorical Grants

REDUCTION FROM PRIOR YEAR: None

SOURCE OF NEW FUNDS OR
PROGRAM REDUCTION: N/A

FUTURE STATUS OF PROGRAM: Will change as study needs are identified
and requests are received from agencies.

Commercial Fisheries Entry Commission

FY 80

Status of Federal Funding

SOURCE North Pacific Fishery Management Council
 PROJECT Keypunching and Analysis of Halibut Fish Tickets
 RP80-140
 AMOUNT 22,320 \$10,000 (=original contract; \$2262 expended FY 80,
 remainder carried forward and expended FY 81)
 CLASSIFICATION Other receipts
 REDUCTION -0-
 SOURCE OF NEW FUNDS NA
 FUTURE STATUS One time only

SOURCE National Marine Fisheries Service/Marasco
 PROJECT Tabulation of gross revenues and pounds caught,
 by species, for Alaskan shellfish vessels
 AMOUNT \$2200
 CLASSIFICATION Other receipts
 REDUCTION -0-
 SOURCE OF NEW FUNDS NA
 FUTURE STATUS One time only

FY 81

SOURCE North Pacific Fishery Management Council
 PROJECT Processing of Fisheries Data RP81-57
 AMOUNT \$31,810 (Project and expenditure over three years)
 CLASSIFICATION Other receipts
 REDUCTION -0-
 SOURCE OF NEW FUNDS NA
 FUTURE STATUS The purpose of this agreement is to enhance the
 availability of fisheries data in an aggregated
 and nonconfidential format that will relieve CFEC's

burden of answering numerous ad hoc data requests from the NMFS. These requests for fisheries data have risen to the point that it is more than CFEC can respond to timely with its present staff. It is important that CFEC continue to promote the necessary interphase with our counterpart in the overall effort of joint federal/state management of the common stock resource. This arrangement is a continuation of a level of cooperation between the State and NMFS for sharing of data and this relationship has proven beneficial to both parties.

FY 83

SOURCE	National Marine Fisheries Service
PROJECT	Manipulate fisheries data RPL82-88
AMOUNT	\$28,024
CLASSIFICATION	Other receipts
REDUCTION	-0-
SOURCE OF NEW FUNDS	NA
FUTURE STATUS	One time only

FY 83 & FY 84

SOURCE	National Marine Fisheries Service/Lynde
PROJECT	Fisheries Data Access RP83-55
AMOUNT	\$54,659
CLASSIFICATION	Other receipts
REDUCTION	-0-
SOURCE OF NEW FUNDS	NA
FUTURE STATUS	The purpose of this agreement is to enhance the availability of fisheries data in an aggregated and nonconfidential format that will relieve CFEC's burden of answering numerous ad hoc data requests from the NMFS. These requests for fisheries data have risen to the point that it is more than CFEC can respond to timely with its present staff. It is important that CFEC continue to promote the necessary interphase with our counterpart in the

overall effort of joint federal/state management of the common stock resource. This arrangement is a continuation of a level of cooperation between the State and NMFS for sharing of data and this relationship has proven beneficial to both parties.

###

FY 80 & 81

SOURCE: U.S. FISH AND WILDLIFE SERVICE

PROGRAM: ADMINISTRATIVE SERVICES FOR SPORT FISH & WILDLIFE RESTORATION

AMOUNT: \$350,000

CLASSIFICATION: CATEGORICAL

REDUCTION FROM PRIOR YEAR: NONE

SOURCE OF NEW FUNDS: N/A

Indirect costs received for providing administrative services in connection with the Divisions of Game and Sport Fisheries Federal Fish and Wildlife Restoration Programs. These receipts were used to fund the Division of Administration operating program.

FY 82 through FY 84

SOURCE: US FISH AND WILDLIFE SERVICE

PROGRAM: ADMINISTRATIVE SERVICES FOR SPORT FISH AND WILDLIFE RESTORATION

AMOUNT: NONE

REDUCTION FROM PRIOR YEAR: \$350,000

SOURCE OF NEW FUNDS: GENERAL FUND

Collections of indirect costs were discontinued in FY 82 as the source of Federal funds were limited and the Divisions of Game and Sport Fisheries utilized the total available funding.

SOURCE: US NATIONAL MARINE FISHERIES SERVICES

PROGRAM: OFFICE OF THE COMMISSIONER SUPPORT OF NORTH PACIFIC FISHERY MANAGEMENT COUNCIL ACTIVITIES

AMOUNT: \$25,000

REDUCTION FROM PRIOR YEAR: NONE

SOURCE OF NEW FUNDS: N/A

We anticipate that this funding will continue in the future.

Boards of Fisheries and Game

FY 80 through 82 None

FY 83

Source: U.S. Department of Interior/U.S. Fish and Wildlife Service

Program or Project: Boards of Fisheries and Game

Amount: \$460.0

Classification: Categorical

Reduction from prior year: None

Source of New Funds
or Reduction in Program: NA

Future Status of Program: Continuation

FY 84

Source: U.S. Department of Interior/U.S. Fish and Wildlife Service

Program or Project: Boards of Fisheries and Game

Amount: 498.8

Classification: Categorical

Reduction from prior year: None

Source of New Funds
or Reduction in Program: NA

Future Status of Program: Continuation

SUBSISTENCE DIVISIONFY 80 THROUGH FY 82

NO FEDERAL FUNDING

FY 83

SOURCE The U. S. Department of the Interior
 PROGRAM OR PROJECT Outer Continental Shelf Subsistence Study (OCS)
 AMOUNT \$135K
 CLASSIFICATION Categorical grant/contract
 REDUCTION FROM PRIOR YEAR None
 SOURCE OF NEW FUNDS
 OR REDUCTION IN PROGRAM N/A
 FUTURE STATUS OF PROGRAM This is a special project which will be
completed 10/83 -- We do not anticipate another contract for
this purpose.

FY 83

SOURCE The U.S. Department of the Interior
 PROGRAM OR PROJECT Alaska Native Interest Land Conservation Act (ANILCA)
 AMOUNT \$500K
 CLASSIFICATION Categorical grant/reimbursable
 REDUCTION FROM PRIOR YEAR None
 SOURCE OF NEW FUNDS
 OR REDUCTION IN PROGRAM N/A
 FUTURE STATUS OF PROGRAM This is a 50/50 matching funds project we
anticipate will continue.

FY 84

SOURCE The U.S. Department of the Interior
 PROGRAM OR PROJECT ANILCA
 AMOUNT \$500K
 CLASSIFICATION Categorical grant/reimbursable
 REDUCTION FROM PRIOR YEAR None
 SOURCE OF NEW FUNDS
 OR REDUCTION IN PROGRAM N/A
 FUTURE STATUS OF PROGRAM This is a 50/50 matching funds project we
anticipate will continue.

Betty Barton

- 2 -

April 26, 1983

amount will stabilize around \$160.0. Federal funds are provided through the OCS Lands Act [Section 308 (c)(2)] for review of offshore oil leases.

I have attached for your information copies of the FCC reports and any RPLs pertaining to Federal funding. If I can be of any more assistance to you, please let me know.

Sincerely,

A handwritten signature in dark ink, appearing to read "Peter B. McDowell", with a long horizontal flourish extending to the right.

Peter B. McDowell,
Director

PBM/GP/dmc

Attachment

STATE OF ALASKA

OFFICE OF THE GOVERNOR

OFFICE OF MANAGEMENT AND BUDGET DIVISION OF BUDGET REVIEW

BILL SHEFFIELD, GOVERNOR

POUCH AM
JUNEAU, ALASKA 99811
PHONE: (907) 465-3568

April 26, 1983

Ms. Betty Barton, Research Staff
Alaska State Legislature
House of Representatives
Research Agency
Pouch Y, State Capitol
Juneau, AK 99811

Dear Ms. Barton:

The attached chart summarizes the amount of Federal funds received by the Office of the Governor between Fiscal Years 1980 and 1984. As you can see, Federal funding does not play a substantial role in the Office of the Governor. Of the various funding categories you described, funds to the Governor's Office would be considered "other receipts."

Funds received by the Alaska Human Rights Commission come from the U.S. Equal Employment Opportunity Commission (EEOC) and the U.S. Department of Housing and Urban Development (HUD). HUD enters into cooperative agreements with State agencies to ensure the rights of citizens to fair housing including sale, rental and financing practices without regard to race, sex, color, religion or national origin. HUD enforces Title VIII of the Civil Rights Act of 1964; the Alaska Human Rights Commission enforces AS 18.80.230 - .250 in a similar fashion. EEOC and the Commission have engaged in worksharing since 1973. Funds from EEOC help pay personal services costs related to human rights caseload work. As the five-year funding analysis shows, the funds received by the Commission have been relatively stable, with a slight increase in FY 84.

The Division of Policy Development and Planning has been the other recipient of Federal funds. Beginning in FY 84, the Division will be consolidated within the Office of Management and Budget. Funds received have varied from year to year, with Fiscal Year 1981 showing very little receipts. From Fiscal Year 1983 on, it looks like the

Office of the Governor
Fiscal Year

Federal Receipts FY 80-84
Authorized Actual

<u>FY 80:</u>		
Human Rights Commission	\$128.5	\$128.5
Div. Policy Dev. & Planning	415.0	560.0
Total	<u>\$543.5</u>	<u>\$688.5</u>
<u>FY 81:</u>		
Human Rights Commission	106.0	60.2
Economic Analysis	173.0	0.0
Div. Policy Dev. & Planning	12.9	89.4
Total	<u>\$291.9</u>	<u>\$149.6</u>
<u>FY 82:</u>		
Human Rights Commission	115.0	107.2
Div. Policy Dev. & Planning	354.5	338.6
Total	<u>\$469.5</u>	<u>\$445.8</u>
<u>FY 83:</u>		
Human Rights Commission	155.4	Not Available
Div. Policy Dev. & Planning	161.2	Not Available
Total	<u>\$316.6</u>	
<u>FY 84:</u>		
Human Rights Commission	174.8*	Not Available
Div. Policy Dev. & Planning	161.2*	Not Available
Total	<u>\$336.0*</u>	

* These figures represent the Governor's FY 84 proposed budget, as amended. Final numbers as enacted by the Legislature are not available at this time.

STATE OF ALASKA

DEPT. OF HEALTH AND SOCIAL SERVICES
OFFICE OF THE COMMISSIONER

Department of Health & Social
Services

BILL SHEFFIELD, GOVERNOR

POUCH H 01
JUNEAU, ALASKA 99811

PHONE:
465-3030

May 20, 1983

RECEIVED
MAY 23 1983

Betty Barton
and
Deborah Pomeroy
Research Staff
House Research Agency
Pouch Y
Juneau, AK 99811

HOUSE RESEARCH AGENCY

Dear Ms. Barton and Ms. Pomeroy:

Enclosed is the federal funding information you requested in your letter to me dated April 20, 1983. I hope the information will be of use to you.

Sincerely,

Philip D. Hardie, MD
Robert London Smith, Ph.D.
Commissioner, Acting

Enclosure

MEMORANDUM

State of Alaska


TO: Marsha Hubbard, Director
Division of Budget & Finance

DATE: May 12, 1983

FILE NO:

TELEPHONE NO:

465-3355

FROM: 
Rod Betit, Director
Division of Public Assistance

SUBJECT: House Research Inquiry
Federal Funding
1980-1984

The attached summary lists federal source of funds, the program that is recipient of the funds and the level of funds for the period covering fiscal years 1980 through 1984. During this period the only reduction in federal funding occurring in programs administered by Division of Public Assistance is Title XIX Medicaid. Public LAW 96-499 changed Title XIX Medicaid payment to states by reducing the amount of payment which a State is entitled by 4 percent in FY83 and 4.5% in FY84. Additionally, Title XIX - Medicaid deferrals for hospital and nursing home cost limits are estimated at 1963.0 in FY83 and 2800.0 in FY84.

DIVISION OF PUBLIC ASSISTANCE
Federal Funding Summary

5/12/83

Code	Receipt Title	Program	FY80	FY81	FY82	Revised FY83 4/15/83	Revised FY84
726	IVA-AFDC	AFDC	11059.8	16790.2	17133.3	17000.0	20595.1
723	Energy Assist	EAP	3447.8	5720.1	4615.3	7208.6	6747.5
730	XIX Medicaid	Medicaid	15592.7	20401.5	20417.2	27899.8	31753.0
725	Food Stamp	PA Admin	70.4	77.8	86.9	111.8	102.6
726	Title IVA-AFDC	PA Admin	92.1	100.9	136.8	122.0	148.2
730	XIX Medicaid	PA Admin	388.9	531.2	502.3	640.1	649.6
725	Food Stamp	Quality Cntrl	54.4	107.5	101.3	125.3	117.5
726	Title IVA-AFDC	Quality Cntrl	109.6	122.9	126.9	135.3	156.7
730	XIX Medicaid	Quality Cntrl	80.8	86.9	67.0	90.6	82.0
725	Food Stamp	Staff Dev.	29.7	29.8	27.9	33.9	43.8
726	Title IVA-AFDC	Staff Dev.	38.3	45.8	43.0	35.7	68.6
730	XIX Medicaid	Staff Dev.	1.4	1.9	2.0	.9	3.4
725	Food Stamp	Elig. Det.	923.3	1380.1	1296.6	1641.3	1601.7
726	Title IV-A-AFDC	Elig. Det.	940.1	1204.4	1557.4	1730.3	2051.8
730	XIX Medicaid	Elig. Det.	53.8	76.7	86.0	188.6	95.2
726	Title IVA-AFDC	Collections	1.8			1.1	.5
730	XIX Medicaid	Collections	25.4	15.5	15.0	14.9	15.9
730	XIX Medicaid	MCAC		15.0	17.0	30.5	32.3
725	Food Stamp	Elig. Sys.	28.8	84.7	74.8	330.1	438.5
726	Title IVA-AFDC	Elig. Sys.	102.3	118.3	152.4	307.2	408.1
730	XIX Medicaid	Elig. Sys.	96.5	79.6	10.9	25.3	33.5
743	Title XVIII	Cert & Lic	100.2	143.8	68.3	79.0	85.0
725	Food Stamps	Fraud				144.2	70.7
726	Title IVA-AFDC	Fraud				28.3	70.7
730	XIX Medicaid	Fraud				3.4	15.7

Federal Funding Reductions:

Title XIX-Medicaid

FY83 4% reduction (52% SGM 40% FED)	(876.0)
FY83 Deferral - Medicaid	(1963.0)
FY84 4.5% reduction (52.25% SGM 47.75% FED)	(1545.2)
FY84 Deferral - Medicaid	(2800.0)

MEMORANDUM

State of Alaska

TO: Marsha Hubbard
Director
Division of Budget & Finance

DATE: May 10, 1983

FILE NO:

TELEPHONE NO:

FROM: Gary L. Schaefer *GLS*
Administrative Officer
Div. of Mental Health & DD

SUBJECT: Request for Information
Federal Funds

Below is a list of the information requested by the House Research Agency regarding Federal funds received in the Division of Mental Health & DD.

<u>Program</u>	<u>Fed. Funds 1980</u>	<u>Fed. Funds 1981</u>	<u>Fed. Funds 1982</u>	<u>Fed. Funds 1983</u>	<u>Anticipated Fed. Funds 1984</u>
Gov. Council for Handicapped & Gifted	250,000	250,000	250,000	250,000	250,000
Manpower Systems Dev. Program	--	155,746	177,797	194,484	
Community Support Program	--	--	--	140,000	
BLOCK GRANT	--	--	171,500	265,500	

RECEIVED
MAY 10 1983

Management and Budget Section

MEMORANDUM

State of Alaska

TO: Marsha Hubbard
Director
Budget & Finance
Dept. of H&SS
Lee Hendrickson
Lee Hendrickson
FROM: DP Manager II
Office of Data Processing

DATE: May 3, 1983
FILE NO:
TELEPHONE NO:
SUBJECT: Federal Funds

The Office of Data Processing has received the following federal funds from 1980 thru 1984:

FY 80

U. S. Dept. of Agriculture	Foodstamps	\$55.3
Dept. of HEW	Medicade	213.4
	BAF	96.1

Dept. of HEW--National Center for Health Statistics
Coop. Health Statistics \$158.9

FY 81

U. S. Dept. of Agriculture	Foodstamps	\$128.8
Dept. of HEW	BAF	167.8
Dept. of HEW--National Center of Health Statistics	Health Stats. Contract	\$168.4
	SSI Stats. HEW	9.5

FY 82

Dept. of HEW--National Center for Health Statistics
Health Stats. Contract \$120.9

FY 83

Dept. of HEW--National Center for Health Statistics
Health Stats. Contract \$ 76.6

FY 84

No federal funds anticipated this year. It is anticipated that these funds for the Health Stats. Contract will be received by the new division of Policy, Planning and Evaluation.

The above are considered categorical grants. There are basically no effects on programs as any losses were anticipated as the funds were for a set contract period and the programs were eliminated at the end of the contract period.

RECEIVED
MAY 05 1983

Management and Budget Section

RECEIVED

MEMORANDUM MAY 10 1983 State of Alaska

TO: Marsha Hubbard, Director
Division of Budget & Finance

Budget & Finance
Director's Office

DATE: May 10, 1983

FILE NO: 250

TELEPHONE NO:

FROM: Michael L. Price, Director
Division of Family & Youth Services

SUBJECT: Reductions in Federal
Funding

This is in response to your memo of April 28. Attached is a listing of this Division's federal funding for FY 80 - FY 84. The effects of the reductions received are listed at the bottom of the list.

Attachments

RECEIVED
MAY 10 1983

Management and Budget Section

MEMORANDUM

State of Alaska

TO: Marsha Hubbard
Director
Division of Budget and Finance

DATE: May 11, 1983

FILE NO:

TELEPHONE NO: 465-3037

FROM: Daniel J. Meddleton, Director
Division of Planning, Policy
and Program Evaluation

SUBJECT: Reductions in
Federal Funding

In response to your April 28, 1983 memorandum regarding reductions in federal funding, the Division of Planning, Policy and Program Evaluation has two components which have federal funding. The following information details the funding source, the amount of federal funding and the reduction impact:

I. Health Planning and Development Component:

A. Alaska State Health Planning and Development Agency federal grant under PL 93-641.

B. Funding: Federal Support
1980 -- 415,439
1981 -- 432,846
1982 -- 436,000
1983 -- 241,348
1984 -- 237,600

C. Funding Impact:

Reductions in federal funds for the State Health Planning and Development Agency have resulted in curtailment or loss in the following areas:

Personal Services:

1. The part-time Clerk Typist III for the Statewide Health Coordinating Council (SHCC) could not be filled the majority of time from 1981 through 1984.
2. The Research Analyst I and the part-time Clerk Typist III have been placed on lay off status effective the beginning of Fiscal Year 1984.

Travel:

1. Reductions in travel funds have forced the Health Planning staff and SHCC members to hold their quarterly and committee meetings by teleconference. The teleconference system presents limitations with a group of twenty members and staff, particularly in areas where hand outs and visual aids are necessary.

DIVISION OF FAMILY & YOUTH SERVICES

FEDERAL FUNDS RECEIVED

<u>Allotments</u>	<u>Program</u>	<u>FY 80 Actual</u>	<u>FY 81 Actual</u>	<u>FY 82 Actual</u>	<u>FY 83 Estimate</u>	<u>FY 84 Estimate</u>
Title IVA, Social Security Act	Foster Care & Institutional Care	\$ 159.0	\$ 296.5	\$ 354.1	(Became Title IVE)	
Title IVE, Social Security Act	Foster Care	(Formerly Title IVA)			105.0	105.0
Title IVB, Child Welfare Services	Foster Care Preventive Services	141.5	238.0	0.0	257.0	257.0
Title IVC, Social Security Act	Work Incentive (WIN)	655.0	377.6	289.5	437.5	437.5
Title XX, Social Security Act	Social Services	5,010.7	6,609.4	1,307.6	(Became Block Grant 10/81)	
<u>Block Grant</u>						
Social Services Block Grant	Social Services	(Formerly Title XX)			3,032.9	3,652.2
<u>Grant</u>						
Title II, Juvenile Justice Delinquency & Prevention Act	Delinquency Prevention	9.7	49.6	225.0	225.0	225.0
Effects of reductions:	Title IVE is unrestricted due to the unpredictable nature of eligible cases for claiming. Title IVB is unrestricted; new federal reporting requirements made claiming impossible in FY 82. Title IVC; the reduction resulted in funding of the Fairbanks program with SGF. Title XX/SS Block Grant; the loss of federal funds were replaced with SGF. Title II funds were transferred from the Department of Law in FY 83, and included Law's unused funds. The FY 80 funds have lapsed.					

5/9/83

Work Plan Reductions:

The following activities will be terminated effective July 1, 1984:

1. Update of sections in the State Health Plan (State Profile, Health Status Indicators, Hospital and Long Term Care).
2. Hospital and Long Term Nursing Care Survey.
3. Data development related to new projects.
4. Data requests for technical assistance from other agencies.
5. SHPDA library maintenance, indexing and shelving.
6. Timely responses to reports, plans and correspondence deadlines.

Because of the updates and projects which were undertaken during Fiscal Year 1982 and 1983, the termination of the activities listed will not be as serious for the upcoming Fiscal Year as they will be in Fiscal Year 1985 and 1986. However, reductions in federal funds seriously jeopardize the ability of the State Health Planning and Development Agency to maintain the mandated federal functions.

II. Strategic Planning component: (Information Systems)

A. Federal Contract:

1. National Center for Health Statistics, (NCHS), PL 95-623

B. Funding:

1. 9/30/79 -- 9/29/82. The original contract amount was approved at \$505,724. This amount subsequently was amended two different times within this time frame by NCHS resulting in an ending approved award of \$353,270; a reduction of \$152,454 of the initial figure. Contract #233-79-2099.
2. 9/30/82 -- 9/29/83 = \$76,632
Contract #282-82-2045
3. 9/30/83 -- 9/29/84 = \$79,300 (Estimated)

C. Funding Impact:

Funding for the Vital Statistics Cooperative Program (via NCHS contract) was reduced from approximately \$168,575 per year to \$76,630 per year for federal fiscal year 1983.

The funding level for Fiscal Year 1983 and (projected) Fiscal Year 1984 will allow the continuance of the transferral of the State's vital statistic's data to the federal government. However, the appropriate personnel, Analyst Programmer and Statistical Technician, must be maintained in the Department in order to comply with the current contract commitment.

The funding reduction that occurred prior to the federal Fiscal Year 1983 caused the reduction of the following personnel and services:

Personnel:

Project Coordinator, half-time Analyst Programmer, Statistical Technician, Statistical Clerk, Clerk IV, and Clerk III.

Services:

Approximately 50% reduction in vital statistic's analysis and dissemination; and 100% reduction in capability to produce Health Manpower information.

cc: Jim Arnoldt
Cintra Price
Lynn Hutton

MEMORANDUM

State of Alaska

RECEIVED

MAY 11 1983

Budget & Finance
Director's Office

TO: Marsha Hubbard
Director
Division of Budget & Finance

DATE: May 11, 1983

FILE NO:

TELEPHONE NO: 586-6201

FROM: *GM*
George Mundell
Acting Coordinator
Office of Alcoholism/Drug Abuse

SUBJECT: Reductions in Federal
Funding

Pursuant to your request of April 28, 1983 and that of the House of Representative's Research Agency, we have prepared the attached chart with notes of explanation of federal funding received by this office from FY-80 through FY-84, inclusive.

There have been no significant reductions. The only change has been the obvious shift from categorical grants to block grants.

If you have any questions or need additional information, please do not hesitate to call me.

Attachment

cc: P. Hardie, M.D.

117/48

OFFICE OF ALCOHOL AND DRUG ABUSE
Federal Receipts FY-80 through FY-84

Federal Fund	Source	Program	FY-80 level	FY-81 level	FY-82 level	FY-83	FY-84
AIS	NIAAA	1	190.0	181.7	27.4	0	0
STSP	NIDA	2	30.0	30.0	33.4	28.3	0
Formula	NIAAA	3	200.0	200.0	0	0	0
409	NIDA	4	183.2	183.2	183.2	0	0
410	NIDA	5	189.7	176.1	162.6	0	0
Prevention	NIDA	6	35.0	51.3	101.0	0	0
SMDP	NIAAA	7	30.0	30.0	30.0	15.0	0
Block Grant	ADAMHA	8	<u>0</u>	<u>0</u>	<u>1,332.0*</u>	<u>2,604.0**</u>	<u>1,504.4</u>
TOTAL			\$973.4	\$940.5	\$1,958.7	\$2,707.3	\$1,504.4

*rolled over into FY-83
**includes FY-82 funds

Program Key:

1. AIS-NIAAAA: Federal funds were provided to the State of Alaska for the development of an alcohol safety action program, a study on third party insurance coverage for alcohol abuse services and other management or development projects in the field of alcohol abuse.
2. STPS-NIDA: To develop, implement, and operate a system of management and technology transfer from the federal level to the local drug abuse service provider.
3. Formula-NIAAAA: To purchase alcohol abuse services through the grant-in-aid process.
4. 409-NIDA: To purchase youth drug-abuse prevention projects through the grant-in-aid process.
5. 410-NIDA To purchase either residential or outpatient treatment slots for drug abuse (primarily Anchorage).
6. Prevention-NIDA. To develop, implement, and maintain the coordination of drug abuse prevention activities and efforts statewide.
7. SMDP-NIAAAA: Identical to the STSP-NIDA program (2) except for alcohol abuse service providers.
8. Block Grant-ADAMHA: To provide funds to the State for alcohol abuse services, drug abuse services, prevention activities and efforts, and 10 percent to be spent in this area at the State's discretion.

Source Key:

NIDA: National Institute on Drug Abuse; Alcohol, Drug Abuse and Mental Health Administration; Public Health Service; Department of Health and Human Services.

NIAAA National Institute on Alcohol Abuse and Alcoholism; Alcohol, Drug Abuse and Mental Health Administration; Public Health Service; Department of Health and Human Services.

ADAMHA: Alcohol, Drug Abuse and Mental Health Administration; Public Health Service; Department of Health and Human Services.

FEDERAL RECEIPTS/GRANTS
 DIVISION OF PUBLIC HEALTH
 FY 80 - FY 84

SOURCE/DESCRIPTION	DIVISION'S PROGRAM	FY 80	FY 81	FY 82	FY 83	FY 84	TOTAL	GRANT CLASSIFICATION	COMMENTS
VII Control	Communicable Disease Control Labs	110,860.00	146,300.00	90,150.00	62,900.00	62,900.00	473,110.00	Categorical Grant	The losses have been partially funded by GF supplements.
WIC	Family Health	566,475.00	1,010,813.00	1,163,900.00	1,503,000.00	1,509,900.00	5,754,138.00	Categorical	WIC has been able to receive 9,000 congressional support in its program objectives.
Health Education	PH Admin. (Health Ed.)	-0-	298,928.00	314,000.00	339,900.00	296,000.00	1,248,828.00	FY 81-FY 82 Categorical FY 83-84 is block	As the awards went from categorical to block, health risk reduction monies were reduced to augment program efforts in EMS & nursing.
MCH Block	Family Health EMS Nursing Health Education Communicable Disease Control	-0-	-0-	236,700.00	552,500.00	497,200.00	1,286,400.00	Block	The block grant funding for MCH is adequate for the existing need.

FEDERAL RECEIPTS/GRANTS
DIVISION OF PUBLIC HEALTH
FY 80 - FY 84

SOURCE/DESCRIPTION	DIVISION'S PROGRAM	FY 80	FY 81	FY 82	FY 83	FY 84	TOTAL	GRANT CLASSIFICATION	COMMENTS
Communicative Disorder	Family Health	76,000.00	76,000.00	76,000.00	47,185.00	47,185.00	322,370.00	Categorical	The State is being able to retain the needed core activities in its programs. The loss is being supplemented by MCH Block Grant.
Child Development	Family Health	65,000.00	65,000.00	65,000.00	-0-	-0-	195,000.00	Categorical	
EMS	EMS	227,000.00	600,000.00	-0-	-0-	-0-	827,000.00	Categorical Grant	Granting was eliminated in FY 81.
Crippled Children - A	Family Health	165,000.00	196,269.00	44,000.00	-0-	-0-	405,269.00	Other Receipts	
Crippled Children - B	Family Health	70,000.00	70,000.00	17,500.00	-0-	-0-	157,500.00	Other Receipts	
MCH - A	Family Health Nursing	332,900.00	356,950.00	91,000.00	-0-	-0-	779,950.00	Other Receipts	
MCH - B	Family Health Nursing	70,000.00	352,800.00	30,000.00	-0-	-0-	452,800.00	Other Receipts	
314 - D	Family Health Nursing Communicable Disease Control Labs Grants to Anchorage Health Education	293,900.00	16,030.00	-0-	-0-	-0-	309,930.00	Other Receipts	
Immunization	Communicable Disease Control	116,800.00	60,000.00	99,200.00	100,500.00	100,500.00	477,600.00	Categorical Grant	The State is being able to accomplish its goals & objectives w/ the current funding. The losses are being supplemented by other sources.
IPD	Family Health	150,000.00	201,650.00	397,200.00	360,000.00	300,000.00	1,408,850.00	Categorical Grant	
Supplemental Section Income	Family Health		78,300.00	-0-	-0-	-0-	78,300.00	Categorical Grant	Was a single year appropriation.

STATE OF ALASKA

DEPARTMENT OF LABOR

OFFICE OF THE COMMISSIONER

BILL SHEFFIELD, GOVERNOR

P. O. BOX 1149
JUNEAU, ALASKA 99802
(907)465-2700

May 9, 1983

Betty Barton
House Research Agency
Pouch Y
Juneau, AK 99811

Dear Ms. Barton:

The Department of Labor receives federal funds from three agencies; the U.S. Department of Labor, Employment and Training Administration (ETA), the U.S. Occupational Safety and Health (OSH) Administration, and the Bureau of Labor Statistics OSH. The following components receive funds from the U.S. Department of Labor, ETA: Employment Service, Unemployment Insurance, UI Fraud Investigations, WIN, Labor Market Information, Research Contracts, and Management Services. The Department's Occupational Safety and Health component receives funds from the U.S. Occupational Safety and Health Administration. Additionally, the LMI component receives funds from the Bureau of Labor Statistics OSH. All of these monies come to the Department in the form of categorical grants; but beginning October 1, 1983 (FY '84), the federal funds for the Employment Service component are anticipated to be received as a block grant through the Office of the Governor.

The following components of the Department of Labor have, and expect to receive federal funds as indicated:

Dollars in Thousands

	FY 80	FY 81	FY 82	FY 83	FY 84
Employment Service	\$7,380.2	\$8,209.9	\$6,702.9	\$6,805.1	\$6,618.0
Unemployment Insurance	9,444.2	10,329.1	9,794.1	10,526.1	11,117.1
UI Fraud	214.2	233.9	255.4	228.4	242.2
WIN	900.9	711.3	546.3	616.5	897.7
OSHA	1,200.1	1,213.0	940.3	1,176.3	1,249.3
Labor Market Information	335.6	393.2	421.1	434.9	
Research Contracts	57.8	162.2	73.1	72.1	87.0
Management Services	83.5	0	0	0	0
	<u>\$19,616.5</u>	<u>\$21,252.6</u>	<u>\$18,733.2</u>	<u>\$19,859.4</u>	<u>\$20,211.3</u>

Employment Service

In FY '82 federal funds were not provided to operate the rural offices of Employment Services (\$1507.0). In order to maintain these offices, the Legis-

Betty Barton
May 9, 1983
Page Two

lature and Governor provided \$305.0 and \$500.0 (from the FBIF) respectively to help maintain these offices. The remaining reduction of \$702.0 was accomplished through staff reductions. This action resulted in substantially fewer Alaskans registered and placed. Between FY '82 and FY '83 real federal funding was decreased (1.5 percent aggregate funding increase)¹, and the State Legislature increased the general fund level by over \$900.0. Coupled with some administrative efficiencies, the increase level of general funding enabled the Department to maintain the level of FY '82 service.

Unemployment Insurance Fraud Investigation

The effect of the reduced level of federal funding in FY '83 was to reduce staff by one position. The Department requested and received FBIF to satisfy the difference. In FY '84 we have requested Training and Building funds so that the level of service provided can be maintained.

WIN

Federal funding reductions in FY '82 necessitated the closure of the Ketchikan office and staff reductions in Anchorage and Juneau; but at the same time we were able to enter the Kenai and Wasilla areas. This was done to more effectively utilize remaining funds by concentrating training and grant delivery in the more populated areas and thereby increase the potential of receiving higher levels of federal funding. Additionally, since FY '81, federal funding for WIN has not been included in the federal executive budget document, but has been funded through the continuing resolution process in Congress. Again, in FY '84 it is not included in the President's budget.

Occupational Safety and Health

The federal funding reduction that the division received in FY '82 was the result of Alaska legislative action and not federal budgetary constraints. Because OSHA receives monies from two sources (50/50 program grant and 90/10 contract) which are determined by the level of general fund match, a reduction in general funds will yield proportionate reductions in federal funds. The action in FY '82 resulted in the elimination of sixteen positions and underfunding four of the remaining thirty-two positions.

Labor Market Information and Research Contracts

Although aggregate federal funding has increased, this has been the result of Federal Supplemental Budget requests submissions and approvals. This has created an atmosphere of uncertainty within which it has become difficult to plan for products, projects, and the overall level of service to be

^{1/} During this period inflation was assumed to be 6 percent for budgetary purposes; therefore, the department experienced a 4.5 percent real dollar funding reduction.

Betty Barton
May 9, 1983
Page Three

provided. This problem will be exacerbated in FY '84 due to the enactment of the Job Training Partnership Act. In FY '84 the Employment and Training Administration will provide funds to the State in a block grant (instead of a categorical grant) and will contract for specific products from the State. This will eliminate funding for several products currently produced.

In FY '84 the Labor Market Information and the Research Contracts components will be combined, and the vast majority of FY '83 federal funding continuation will reside in the Employment Service component. The remaining Labor Market Information component anticipates receiving \$87.0 in federal funding directly from the Bureau of Labor Statistics OSH.

Management Services

Federal funds in this component for the Occupational Safety and Health Bureau of Labor Statistics Contract were transferred in FY '81 to the Research Contracts component because the tasks being funded were more appropriately housed there.

If you need additional information, please contact Nico Bus at 465-2720.

Sincerely,



Jim Robison
Commissioner

STATE OF ALASKA

DEPARTMENT OF MILITARY AFFAIRS
OFFICE OF THE ADJUTANT GENERAL

Bill Sheffield, Governor

SUITE 620 FRONTIER BUILDING
3601 "C" STREET
ANCHORAGE, ALASKA 99503
PHONE: (907) 243-0656 AUTOVON: 862-7210

AG

12 May 83

Ms. Betty Barton
Alaska State Legislature
House of Representatives
Research Agency
Pouch Y, State Capitol
Juneau, Alaska 99811

RECEIVED
MAY 18 1983

HOUSE RESEARCH AGENCY

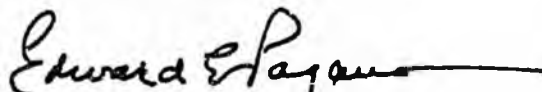
Dear Ms. Barton:

Per your letter of April 20, 1983, the following information is submitted concerning 1980-1984 reductions in federal funding.

The two attachments represent input from the two (2) divisions within this Department which are in receipt of federal money - specifically the U.S. Property and Fiscal Office (Attachment 1) and the Alaska Division of Emergency Services (Attachment 2).

I hope the information submitted will be useful in your assessment concerning the level of federal support to Alaska.

Sincerely,



EDWARD G. PAGANO
MAJOR GENERAL, AK NG
The Adjutant General

Attachments (2)

ADES has had an increase in program funding in the past two (2) years (82-83). Items 80-81 shown N/A have been audited and closed out no information is available. The dash lines shown (80-81-82) are prior to program being established. The Tsunami and Earthquake funding are on-going programs.

We have requested minor increases in 84 but have not received funding level we can expect to receive.

FEDERAL FUNDING PER
FEDERAL FISCAL YEAR
CONTRACT/COOPERATIVE AGREEMENT

	80	81	82	83	84
EMA	301,700.00	301,700.00	321,100.00	344,400.00	
NCP	---	---	20.0	85.3	
RDO	---	---	35.9	62.0	
M&S	N/A	N/A	12.3	11.8	
T&E	20.0	20.0	20.0	53.5	
RSM	N/A	43.0	53.5	61.0	
DPIG	25.0	25.0	25.0	25.0	
SHELTER SURVEY	---	---	---	38.4	
EARTHQUAKE	XXXXXXXXXXXX149.9				
TSUNAMI	XX112.9				

-
- EMA = Personnel and Administration
 - NCP = Nuclear Civil Protection
 - RDO = Radiological Defense Officer
 - M&S = Maintenance and Service, e.g. telephone, etc.
 - T&E = Training and Education
 - RSM = Support Materials, e.g. comm. equip., etc.
 - DPIG = Disaster Plan Improvement Grant

The following figures for USPFO (based on the federal FY 1 Oct - 31 Dec) are provided for your information:

	<u>FY 80</u>	<u>FY 81</u>	<u>FY 82</u>	<u>FY 83*</u>
Army Guard	\$13,579,400	\$15,974,600	\$17,924,700	\$19,126,500
Air Guard	<u>7,507,711</u>	<u>8,354,226</u>	<u>9,109,534</u>	<u>9,984,700</u>
Total	\$21,087,111	\$24,328,826	\$27,034,234	\$28,981,200

*Amounts are not final and remain subject to year-end adjustment.

Projections at this time are that both the Army and Air National Guard federal support levels will continue to grow over the next five years. Federal support of the Alaska National Guard is accomplished in the form of direct allotment from the National Guard Bureau to the USPFO for Alaska.

The federal budget for FY 84 has not been finalized at this time, therefore, it is not possible to provide any actual data. The Department does anticipate increased support over the FY 83 funding level.

STATE OF ALASKA

DEPARTMENT OF PUBLIC SAFETY

DIVISION OF ADMINISTRATIVE SERVICES

May 13, 1983

Ms. Betty Barton
Ms. Deborah Pomeroy
Alaska State Legislature
House Research Agency
Pouch Y
Juneau, Alaska 99811

Dear Research Staff:

In response to your letter of April 20, 1983 to Commissioner Sundberg, the attached data identifies the federal funding received by the Department of Public Safety.


Narrative is provided to describe the program effects of reduced federal funding for the Highway Safety Planning Agency.

The Fatal Accident Reporting System (FARS) has received stable federal funding.

The Commercial Motor Carrier Safety Inspection and Weighing Demonstration Program was intended to terminate at the end of its third funding year.

If you have any questions, please call me or my staff.

Sincerely,



Jos Mapranath
Director

Department of Public Safety

Robert J. Sundberg
Commissioner

POUCH N
JUNEAU, ALASKA 99811
PHONE:

465-4336

RECEIVED
MAY 17 1983

HOUSE RESEARCH AGENCY

HIGHWAY SAFETY PLANNING AGENCY

The "Highway Safety Act" mandated that each state have a highway safety program and provided that the Governors would be directly responsible for the program within their respective states. AS 44.99.001, and Administrative Order Number 34 delegate the Governor's responsibility and authority to the Highway Safety Planning Agency for the highway safety program in Alaska. The highway safety program is a federally assisted state program which Congress requires be approved by the Secretary of Transportation.

Federal funds are allocated to the state to help administer sub-grants to state agencies and local jurisdictions.

The federal funds identified below are "no year funds" from the federal government, which means that we have the funds until spent, regardless of the fiscal year authorized, or the number of fiscal years needed to spend the funds. Because of this, the State budget usually requests authorization to carry forward and expend prior year funds.

The following obligational limitations on our federal funding reflect only the amounts actually received in the respective fiscal years. The State budgets may not coincide with the obligational limitations because of the difference in fiscal years and as explained previously, because of prior year federal funds being moved forward.

<u>1980 Base Program</u>	\$ 834,383	<u>1981 Base Program</u>	\$ 697,960
55 Enforcement	101,351	55 Enforcement	120,000
Seat Belts	16,975	Seat Belts	19,100
School Bus	12,500	School Bus	12,500
FHWA	138,846	FHWA	139,223
TOTAL	\$1,104,055	TOTAL	\$ 988,783

<u>1982 Base Program</u>	\$ 329,875	<u>1983 Base Program</u>	\$ 341,015
55 Enforcement	100,000	55 Enforcement	100,000
Seat Belts	9,500	Seat Belts	9,500
School Bus	25,000	School Bus	7,500
FHWA	49,000	FHWA	49,000
TOTAL	\$ 513,375	TOTAL	\$ 507,015

For FY 84, we anticipate \$507,015 will be new federal funds however we will not know for sure until about October.

As can be seen by the foregoing, federal funds are less than half of what they used to be and although we have supported legislation to offset these losses over the years, upon request for increased State funds, we have not been successful in obtaining more.

The biggest problem this has caused, is that although we receive less funds, the job that has to be done has not decreased.

The main area in which we have suffered is in the operation of this agency.

In 1981, for example, our Personal Services costs were \$361,500 for 9 positions. This has steadily decreased over the years to the point where our FY 84 Governor approved budget only provides \$140,300 for 5 positions, although this amount barely covers a little more than 2 positions.

The effects of this situation are having a tremendous impact on the citizens of the State as is explained in the following:

During the years 1975 through 1979, a great deal of emphasis was placed on the highway safety program in Alaska.

During this period, accidents, fatalities and the costs of accidents steadily decreased, as well as the cost of law suits against the State for engineering and maintenance related traffic accidents. In addition, according to the Division of Insurance, the cost of automobile insurance to the citizens of the State decreased steadily and significantly.

Beginning in 1980, the support for a comprehensive State traffic safety program was reflected by a reduction in federal as well as state funding.

During this period the reductions experienced in the period 1975 through 1979 began to turn around and have begun to increase steadily each year.

ASSUMPTION:

Economic conditions in the South 48 will drive more people to Alaska -- hence more drivers and more miles driven.

Decreased federal funds will be available for maintaining and improving the existing road network -- hence heavier traffic on deteriorating roads.

Decreased federal funds will be available for comprehensive highway safety projects.

Accidents and fatalities will continue to increase, as will the cost of these accidents to the citizens of the State.

Highway Safety related law suits against the State and its political subdivisions will continue to increase.

The cost of automobile insurance will cease its downward trend and will begin to increase.

Alaska Highway Safety Planning Agency

Traffic Accident Projection

<u>YEAR</u>	<u>TOTAL ACCIDENTS</u>	<u>INJURY ACCIDENTS</u>	<u>FATALITIES/RATE</u>	<u>PROPERTY DAMAGE</u>
1977	15,086	5,085	136/ 4.5	\$20,348,441
1978	12,962	4,822	127/ 4.5	18,775,536
1979	13,521	4,560	90/ 3.2	19,365,424
1980	13,165	4,993	88/ 3.3	20,793,029
1981	13,500	5,500	100/ 4.0	22,250,000
1982	14,000	6,000	115/ 4.5	23,750,000

FATAL ACCIDENT REPORTING SYSTEM (FARS)

Since 1972, the National Highway Traffic Safety Administration (NHTSA) with the cooperation of the states has been developing the Fatal Accident Reporting System (FARS). The FARS is a national computerized data collection system which contains reports of current data on all motor vehicle traffic accidents in which there is a fatality. The FARS definition of a fatality is one which occurs within thirty (30) days of a motor vehicle traffic accident and as a result of the accident. The FARS is a primary tool which can be used by the NHTSA, the states, and the highway community to quantify the national and state accident picture, to identify problem areas, to evaluate highway safety countermeasures programs, and to enhance operation at both state and federal levels.

<u>Calendar Year</u>	<u>Contract Award</u>
1978	10,784
1979	10,393
1980	11,447
1981	10,935
1982	12,961
1983	14,854

COMMERCIAL MOTOR CARRIER SAFETY INSPECTION
AND WEIGHING DEMONSTRATION PROGRAM

Alaska's participation in the "Commercial Motor Carrier Safety Inspection and Weighing Demonstration Program" began on March 12, 1980, through Cooperative Agreement DTFH 61-80-X-00042. The objectives of the Demonstration Program are to demonstrate the extent to which safety benefits can be obtained and to determine if the program is effective in increasing motor carrier compliance with the weight limitation specified by the United States Code and the State of Alaska.

Scope of Work

The State of Alaska shall accomplish these objectives during the term of the cooperative agreement by expanding State activity in the weighing and inspection of motor carriers utilizing uniform procedures. The activity under the Demonstration Program shall be above a base level of effort which shall be maintained by Alaska during the demonstration period.

In general, Alaska shall conduct combined weighing and inspection activities at fixed or permanent weighing facilities coupled with expanded portable weighing operations at various locations.

Alaska shall undertake the following three areas of responsibility; 1) the weighing of trucks; 2) the inspection of trucks and their drivers; and 3) the collecting and reporting of weighing, inspection, accident and cost data.

<u>Period</u>	<u>Amount</u>
March 12, 1980 - March 11, 1981	720,900
March 12, 1981 - March 11, 1982	709,250
March 12, 1982 - March 11, 1983	877,000

STATE OF ALASKA

DEPARTMENT OF REVENUE

OFFICE OF THE COMMISSIONER

POUCH S
JUNEAU, ALASKA 99811
PHONE: (907) 465-2300

May 19, 1983

Betty Barton
Deborah Pomeroy
Alaska State Legislature
House of Representatives
Research Agency
Pouch Y
Juneau, AK 99811

Ladies:


The Department of Revenue receives federal funds for its Child Support Enforcement Division. This funding is a reimbursement of 75 percent of the operating expenditures each fiscal year through FY 82. Beginning in FY 83 and in FY 84 the reimbursement rate is 70 percent. The following chart shows actual receipts for the fiscal years 1980, 1981, and 1982 and estimated receipts for 1983 and 1984.

Federal Receipts
Department of Health and Human Services
Title IV-D of the Social Security Act

FY 1980	FY 1981	FY 1982	FY 1983	FY 1984
\$1,505,100	\$1,755,300	\$1,815,000	\$2,458,800	\$2,875,200

As the reimbursement rate decreases, more state funds are required to maintain the current level of services.

Sincerely,



Joseph K. Donohue
Deputy Commissioner, Taxation

JKD:jas

STATE OF ALASKA

Department of Transportation
and Public Facilities

BILL SHEFFIELD, GOVERNOR

DEPARTMENT OF TRANSPORTATION AND PUBLIC FACILITIES
DEPUTY COMMISSIONER - STANDARDS & STATEWIDE PROGRAMS

POUCH Z
JUNEAU, ALASKA 99811
PHONE: (907)465-3900

May 13, 1983

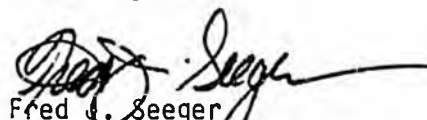
Ms. Betty Barton
Ms. Deborah Pomeroy
Research Staff
Alaska State Legislature
House of Representatives
Research Agency
Pouch Y
Juneau, Alaska 99811

Dear Ms. Barton and Pomeroy:

With one minor exception, the Department of Transportation and Public Facilities is not experiencing any reductions in federal funding. In fact, the opposite is true as our major source of funds from the Federal Highway Administration has increased by almost 50% this year and will continue to increase in each of the next three years.

The only case where we are experiencing a reduction is in our Urban Mass Transit Administration (UMTA) section 18 funds. In the past few years we have been averaging approximately \$162,500 a year. The Department has passed the funding through to seven Alaskan cities to assist the communities in paying operating cost of transit services such as ferries, buses and taxis. These funds are classified as block grants and the current federal administration plans to reduce the funding by approximately 80% in 1984, 90% in 1985, and eliminate altogether after that. If the reductions are realized as planned the cities will have to increase taxes or fares or substantially reduce their operations.

Sincerely,


Fred J. Seeger
Deputy Commissioner

cc: John C. Bates, Director, Planning & Programming
Emil Notti, Special Assistant, Office of the Governor
Wayne E. Weeks, Manager, Unit Support, Planning & Programming



Alaska Court System
State of Alaska

OFFICE OF ADMINISTRATIVE DIRECTOR

303 K Street
Anchorage, Alaska 99501

May 17, 1983

ROBERT G. FISHER
Manager of Fiscal Operations

RECEIVED
MAY 23 1983

HOUSE RESEARCH AGENCY

Ms. Deborah Pomeroy
Research Agency
State House of Representatives
Pouch Y
Juneau, AK 99811

Dear Ms. Pomeroy:


As we discussed the Alaska Court System is not a direct recipient of federal funds. The Court receives funds through other state agencies or political subdivisions. A schedule of grant funds received by the Court during fiscal years 1980 through 1984 is attached.

The effect of the loss of this funding can be summarized by the use of the funds. The elimination of CETA funds has greatly hampered the Court's ability to create a pool of trained temporary employees. Many of these employees were later promoted into permanent positions. The CETA program also helped to provide a ready pool of employees during temporary workload increases.

The elimination of the planning and continuing education funds has created a direct impact on the Court's operating budget. These programs are quite worthwhile and have had to be continued using general funds.

I hope this satisfactorily answers your questions. If not, please feel free to contact me.

Sincerely,


Robert G. Fisher
Fiscal Officer

RGF/11

ALASKA COURT SYSTEM
FEDERAL REVENUES
FY1980 - FY1984

<u>SOURCE</u>	<u>PURPOSE OF FUNDING</u>	<u>FUNDING PERIOD</u>	<u>AMOUNT</u>
	(Revenues Originating in FY80)		
Department of Community & Regional Affairs	CETA Contract (#541401)	10/1/79 - 9/30/80	\$ 52,662
Department of Community & Regional Affairs	CETA Contract (#246106)	10/1/79 - 9/30/80	40,765
Municipality of Anchorage	CETA Contract (#C-II-905)	10/1/79 - 9/30/80	59,019
Municipality of Anchorage	CETA Contract (#C-VI-8006)	10/1/79 - 9/30/80	68,019
Department of Law-Criminal Justice Planning Agency	Planning Grant (#80-PD-001)	1/1/80 - 3/31/81	36,900
Department of Law-Criminal Justice Planning Agency	Continuing Judicial Education (#80-A-005)	1/1/80 - 12/31/80	12,461
	(Revenues Originating in FY81)		
Municipality of Anchorage	CETA Contract (#C-VI-8105S)	10/1/80 - 9/30/81	125,071
Municipality of Anchorage	CETA Contract (#C-VI-8118)	10/1/80 - 9/30/81	53,780
Department of Law-Criminal Justice Planning Agency	Continuing Judicial Education (#80-A-021)	4/1/81 - 5/19/82	37,144

*Please Note: In FY82, FY83, and FY84 the Court did not receive Federal Funds.