

STATE

REVENUE

SHARING

STATE OF ALASKA
THE LEGISLATURE

POUCH Y - STATE CAPITOL
JUNEAU, ALASKA 99811
907-465-3800

LEGISLATIVE AFFAIRS AGENCY
LEGISLATIVE REFERENCE LIBRARY

May, 1988

Copies of minutes listed below were originally included in this file. The minutes are available on the STAIRS Database CMPR. In order to save space copies of minutes have not been left in the files.

Mary Van Nimwegen

House C+RA


2-23-87

3:00 p.m.



Brevig Mission City Council
General Delivery
Brevig Mission, Alaska 99785
907-642-3851

April 9, 1987



sf
Tang
CRA file

The Honorable Steve Cowper
Governor
State of Alaska
P.O. Box A
Juneau, Alaska 99811

APR 15 1987

Dear Governor Cowper:

We, the City Council of Brevig Mission are concerned about the Revenue Sharing and Municipal Assistance grants.

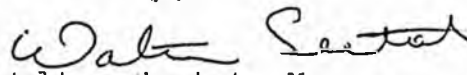
We depend on continuation of the present programs:

1. In the absence of Alaska industry or other tax base we cannot further generate revenues through local taxation.
2. The Federal and State Government provide the only cash source in nearly all our areas and they have been cut too far already.
3. We need to restore some of the proposed cuts in order to survive. Cuts need to be phased over 5-6 years to avoid a shock.
4. Without State help we cannot continue to maintain and operate all the capital projects that have been implemented like sewer and water, schools, clinics, community centers, equipment, etc.

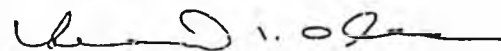
We also urge you to release the capitol projects that were frozen last year.

We support you in your effort to get the budget balanced, but we depend on Revenue Sharing and Municipal Assistance, so please do not reduce your budget too drastically.

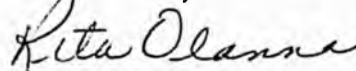
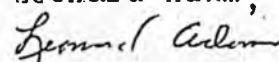
Sincerely,


Walter Seetot, Mayor

cc: Rep. Henry Springer
Sen. Willie Hensley
Gary Longley-DCRA
Nome


Leonard S. Glanna, Vice

Rita Glanna, Secretary


Leonard Adam, Member


APR 21 1987
C.R.A. file
acknowledge recd
Copy to
Hoffman C

City of Koyuk
Koyuk, Alaska 99753
Resolution No. 87-04-1

A Resolution of the City of Koyuk, Ak requesting that the State of Ak continue funding Revenue Sharing and Municipal Grants necessary for maintenance of essential municipal sewers in the community of Koyuk, Ak and other recipients of these grants.

WHEREAS: Revenue Sharing and Municipal Assistance Grants are an important part of the operating budget of the City of Koyuk, and

WHEREAS: essential services are provided to the community by the City government through the use of Revenue Sharing and Municipal Grant funds, and

WHEREAS: the need for these essential services continues on an annual basis, and

WHEREAS: the City of Koyuk has a limited tax base, and

WHEREAS: the continuation of Revenue Sharing and Municipal Assistance grants must be maintained. These grants are essential and a decrease in these funding levels will have a detrimental effect on the health and welfare of the citizens of Koyuk.

Now therefore, be it resolved by the City of Koyuk, that Resolution 87-04-01 be considered by the Governor in preparation of the 1988 Operating Budget.

PASSED and APPROVED by the KOYUK CITY COUNCIL on the 9th of April, 1987.

[Signature]
Mayor -- City of Koyuk

[Signature] Member
Sec- Treas

[Signature] Member

[Signature] Member

[Signature] Member

[Signature] Member

ATTEST:

[Signature]
City Clerk - City of Koyuk

[Signature]
Signature

- C.C. Senator Hershey
- C.C. Rep Sprungin
- C.C. Senator Al Adams

©

SRS

HOUSE COMMUNITY AND REGIONAL AFFAIRS
STANDING COMMITTEE
Work Session
3:00 p.m.

March 11, 1987

State Revenue Sharing

House Resolution discussion

TOTAL APPROPRIATION = \$38,401,272
 MISC. SHARING APPROPRIATION = \$13,065,600
 TAX EQUALIZATION APPROPRIAT = \$24,845,712
 HOSPITAL CONST. APPROPRIAT. = \$489,960

MISC. SHARING PRORATION FACTOR = 0.54945748139743
 TAX EQUALIZATION PRORATION FACTOR = 0.94523694923456
 MINIMUM ENT. PRORATION FACTOR = 0.93329577100055
 HOSPITAL CONST. PRORATION FACTOR = 1.00000000000000

NAME	POP.	MILL RATE EQV.	PRIOR YEAR ADJUSTMENT	MISCELLANEOUS ENTITLEMENT	TAX EQUALIZATION ENTITLEMENT	MINIMUM ENTITLEMENT ADD ON	HOSPITAL CONSTRUCTION ENTITLEMENT	TOTAL FY ENTITLEMENT
MUNICIPALITIES								
ANAKTUVUK PASS								
ANAKTUVUK PASS	234	0.14	\$109	\$0	\$142	\$32,354	\$0	\$32,605
TOTALS	234	0.00	\$109	\$0	\$142	\$32,354	\$0	\$32,605
ANCHORAGE								
MUNICIPALITY OF ANCHORAGE	246,263	4.10	\$17,922	\$1,026,386	\$4,302,512	\$0	\$0	\$5,346,820
ANCHORAGE-CITY SERVICE AR	77,520	0.07	\$79	\$0	\$23,300	\$0	\$0	\$23,379
ANCHORAGE-CHUGIAK	9,535	0.01	\$1	\$0	\$565	\$0	\$0	\$566
ANCHORAGE-GIRDWOOD	1,239	1.08	\$67	\$14,478	\$5,586	\$0	\$0	\$20,231
ANCHORAGE GLEN ALPS	384	0.70	\$66	\$18,530	\$1,143	\$0	\$0	\$19,739
ANCHORAGE-FIRE SERVICE AR	235,119	0.75	\$2,528	\$0	\$751,704	\$0	\$0	\$754,232
ANCHORAGE-ROADS AND DRAIN	206,423	0.88	\$5,013	\$717,069	\$773,594	\$0	\$0	\$1,495,676
ANCHORAGE-LIMITED ROAD S.	23,662	0.42	\$1,260	\$332,600	\$42,070	\$0	\$0	\$375,930
ANCHORAGE-POLICE SERVICE	213,979	1.55	\$4,731	\$0	\$1,406,947	\$0	\$0	\$1,411,678
ANCHORAGE-PARKS AND REC	220,791	0.38	\$1,201	\$0	\$357,269	\$0	\$0	\$358,470
ANCHORAGE-CH/ER REC	25,067	0.20	\$72	\$0	\$21,573	\$0	\$0	\$21,645
ANCHORAGE-SOLID WASTE S.A	222,002	0.27	\$667	\$0	\$258,071	\$0	\$0	\$258,938
ANCHORAGE-BUILDING SAFETY	220,764	0.18	\$568	\$0	\$169,077	\$0	\$0	\$169,645
ANCHORAGE-SERVICE AREA #3	206,423	0.15	\$462	\$0	\$137,599	\$0	\$0	\$138,061
ANCHORAGE-PORT OF ANCHORA	248,263	0.20	\$739	\$0	\$219,960	\$0	\$0	\$220,699
ANCHORAGE-AIRPORT SERVICE	248,263	0.03	\$730	\$0	\$38,709	\$0	\$0	\$38,839
ANCHORAGE-PARKING SERVICE	248,263	0.09	\$351	\$0	\$98,690	\$0	\$0	\$99,021
ANCHORAGE-SPORTS ARENA	248,263	0.00	\$0	\$0	\$0	\$0	\$0	\$0
ANCHORAGE-EQUIPMENT MAINT	248,263	0.00	\$2	\$0	\$632	\$0	\$0	\$634
ANCHORAGE-HERITAGE L.B.	248,263	0.03	\$117	\$0	\$34,994	\$0	\$0	\$35,111
EGAN CENTER	248,263	0.00	\$0	\$0	\$0	\$0	\$0	\$0
FIRE LAKE ARENA	25,067	0.00	\$0	\$0	\$0	\$0	\$0	\$0
BOEKE ARENA	220,791	0.00	\$0	\$0	\$0	\$0	\$0	\$0
ANDERSON ARENA	220,791	0.00	\$0	\$0	\$0	\$0	\$0	\$0
TOTALS	4,114,659	0.00	\$36,155	\$2,109,063	\$8,644,095	\$0	\$0	\$10,729,313

TOTAL APPROPRIATION = \$39,401,272
 MISC. SHARING APPROPRIATION = \$13,065,600
 TAX EQUALIZATION APPROPRIATION = \$24,845,712
 HOSPITAL CONST. APPROPRIATION = \$489,960

MISC. SHARING PRORATION FACTOR = 0.54945743138743
 TAX EQUALIZATION PRORATION FACTOR = 0.04523694923456
 MINIMUM ENT. PRORATION FACTOR = 0.93323577100055
 HOSPITAL CONST. PRORATION FACTOR = 1.00000000000000

NAME	POP.	MILL RATE EQV.	PRIOR YEAR ADJUSTMENT	MISCELLANEOUS ENTITLEMENT	TAX EQUALIZATION ENTITLEMENT	MINIMUM ENTITLEMENT ADD ON	HOSPITAL CONSTRUCTION ENTITLEMENT	TOTAL FY ENTITLEMENT
MUNICIPALITIES								
ANDERSON								
ANDERSON	775	1.08	\$114	\$22,805	\$3,562	\$7,651	\$0	\$34,132
TOTALS	775	0.00	\$114	\$22,805	\$3,562	\$7,651	\$0	\$34,132
ANGOON								
ANGOON	639	2.53	(\$3,294)	\$11,942	\$6,826	\$6,235	\$0	\$16,709
TOTALS	639	0.00	\$3,294	\$11,942	\$6,826	\$6,235	\$0	\$16,709
ANIAK								
ANIAK	518	0.15	\$269	\$79,895	\$328	\$0	\$0	\$80,492
TOTALS	518	0.00	\$269	\$79,895	\$328	\$0	\$0	\$80,492
ANVIK								
ANVIK	114	0.00	\$111	\$11,000	\$0	\$22,230	\$0	\$33,341
TOTALS	114	0.00	\$111	\$11,000	\$0	\$22,230	\$0	\$33,341
ATMAUTLUAK								
ATMAUTLUAK	234	0.00	\$106	\$6,177	\$0	\$25,558	\$0	\$31,841
TOTALS	234	0.00	\$106	\$6,177	\$0	\$25,558	\$0	\$31,841
ATQASUK								
ATQASUK	248	0.17	\$109	\$0	\$185	\$32,311	\$0	\$32,605
TOTALS	248	0.00	\$109	\$0	\$185	\$32,311	\$0	\$32,605
BAPROW								
BAPROW	3,075	2.86	(\$18,179)	\$0	\$37,147	\$0	\$0	\$18,968
TOTALS	3,075	0.00	\$18,179	\$0	\$37,147	\$0	\$0	\$18,968

TOTAL APPROPRIATION = \$38,401,272
 MISC. SHARING APPROPRIATION = \$13,065,600
 TAX EQUALIZATION APPROPRIAT = \$24,945,712
 HOSPITAL CONST. APPROPRIAT. = \$489,960

MISC. SHARING PRORATION FACTOR = 0.54945748138743
 TAX EQUALIZATION PRORATION FACTOR = 0.04523694923456
 MINIMUM ENT. PRORATION FACTOR = 0.93328577100055
 HOSPITAL CONST. PRORATION FACTOR = 1.00000000000000

NAME	POP.	MILL RATE EQV.	PRIOR YEAR ADJUSTMENT	MISCELLANEOUS ENTITLEMENT	TAX EQUALIZATION ENTITLEMENT	MINIMUM ENTITLEMENT ADD ON	HOSPITAL CONSTRUCTION ENTITLEMENT	TOTAL FY ENTITLEMENT

MUNICIPALITIES								
BETHEL								
BETHEL	4,462	16.26	\$1,792	\$226,567	\$306,441	\$0	\$0	\$534,800
TOTALS	4,462	0.00	\$1,792	\$226,567	\$306,441	\$0	\$0	\$534,800
BETTLES								
BETTLES	55	0.00	\$117	\$34,437	\$0	\$357	\$0	\$34,911
TOTALS	55	0.00	\$117	\$34,437	\$0	\$357	\$0	\$34,911
BREVIQ MISSION								
BREVIQ MISSION	158	3.42	\$110	\$6,122	\$2,283	\$24,499	\$0	\$33,014
TOTALS	158	0.00	\$110	\$6,122	\$2,283	\$24,499	\$0	\$33,014
BRISTOL BAY BOROUGH								
BRISTOL BAY BOROUGH	1,271	11.79	\$306	\$27,904	\$63,289	\$0	\$0	\$91,499
TOTALS	1,271	0.00	\$306	\$27,904	\$63,289	\$0	\$0	\$91,499
BUCKLAND								
BUCKLAND	259	2.11	\$109	\$0	\$2,317	\$30,179	\$0	\$32,605
TOTALS	259	0.00	\$109	\$0	\$2,317	\$30,179	\$0	\$32,605
CHEFORNAK								
CHEFORNAK	275	2.65	\$106	\$5,901	\$3,077	\$22,738	\$0	\$31,822
TOTALS	275	0.00	\$106	\$5,901	\$3,077	\$22,738	\$0	\$31,822
CHEVAK								
CHEVAK	548	3.05	\$107	\$9,755	\$7,071	\$15,147	\$0	\$32,080
TOTALS	548	0.00	\$107	\$9,755	\$7,071	\$15,147	\$0	\$32,080

TOTAL APPROPRIATION = \$39,401,272
 MISC. SHARING APPROPRIATION = \$13,065,600
 TAX EQUALIZATION APPROPRIAT = \$24,845,712
 HOSPITAL CONST. APPROPRIAT. = \$499,960

MISC. SHARING PRORATION FACTOR = 0.54945748133743
 TAX EQUALIZATION PRORATION FACTOR = 004.523694923456
 MINIMUM ENT. PRORATION FACTOR = 0.93328577100055
 HOSPITAL CONST. PRORATION FACTOR = 1.00000000000000

NAME	POP.	MILL RATE EQV.	PRIOR YEAR ADJUSTMENT	MISCELLANEOUS ENTITLEMENT	TAX EQUALIZATION ENTITLEMENT	MINIMUM ENTITLEMENT ADD ON	HOSPITAL CONSTRUCTION ENTITLEMENT	TOTAL FY ENTITLEMENT

MUNICIPALITIES								
CHIGNIK								
CHIGNIK	132	4.70	\$103	\$7,659	\$2,621	\$20,419	\$0	\$30,802
TOTALS	132	0.00	\$103	\$7,659	\$2,621	\$20,419	\$0	\$30,802
CHUATHBALUK								
CHUATHBALUK	123	3.21	\$113	\$20,662	\$1,666	\$11,546	\$0	\$33,987
TOTALS	123	0.00	\$113	\$20,662	\$1,666	\$11,546	\$0	\$33,987
CLARK'S POINT								
CLARK'S POINT	80	4.30	\$103	\$8,797	\$1,452	\$20,526	\$0	\$30,873
TOTALS	80	0.00	\$103	\$8,797	\$1,452	\$20,526	\$0	\$30,873
COLD BAY								
COLD BAY	250	0.00	\$103	\$8,530	\$0	\$22,228	\$0	\$30,861
TOTALS	250	0.00	\$103	\$8,530	\$0	\$22,228	\$0	\$30,861
CORDOVA								
CORDOVA	2,520	15.65	\$1,196	\$189,325	\$166,515	\$0	\$0	\$357,036
TOTALS	2,520	0.00	\$1,196	\$189,325	\$166,515	\$0	\$0	\$357,036
CRAIG								
CRAIG	1,167	14.37	\$324	\$25,714	\$70,834	\$0	\$0	\$96,872
TOTALS	1,167	0.00	\$324	\$25,714	\$70,834	\$0	\$0	\$96,872
DEERING								
DEERING	148	6.47	\$111	\$11,861	\$4,048	\$17,378	\$0	\$33,398
TOTALS	148	0.00	\$111	\$11,861	\$4,048	\$17,378	\$0	\$33,398

TOTAL APPROPRIATION = \$39,401,272
 MISC. SHARING APPROPRIATION = \$13,065,600
 TAX EQUALIZATION APPROPRIAT = \$24,345,712
 HOSPITAL CONST. APPROPRIAT. = \$489,960

MISC. SHARING PRORATION FACTOR = 0.54745748138743
 TAX EQUALIZATION PRORATION FACTOR = 0.04523694923456
 MINIMUM ENT. PRORATION FACTOR = 0.93328577100055
 HOSPITAL CONST. PRORATION FACTOR = 1.00000000000000

NAME	POP.	MILL RATE EQV.	PRIOR YEAR ADJUSTMENT	MISCELLANEOUS ENTITLEMENT	TAX EQUALIZATION ENTITLEMENT	MINIMUM ENTITLEMENT ADD ON	HOSPITAL CONSTRUCTION ENTITLEMENT	TOTAL FY ENTITLEMENT
MUNICIPALITIES								
DELTA JUNCTION								
DELTA JUNCTION	1,207	1.19	\$167	\$43,579	\$6,096	\$0	\$0	\$49,842
TOTALS	1,207	0.00	\$167	\$43,579	\$6,096	\$0	\$0	\$49,842
DILLINGHAM								
DILLINGHAM	2,153	20.48	\$713	\$26,091	\$186,172	\$0	\$0	\$212,976
TOTALS	2,153	0.00	\$713	\$26,091	\$186,172	\$0	\$0	\$212,976
DIOMEDE								
DIOMEDE	157	2.79	\$101	\$0	\$17,848	\$28,340	\$0	\$30,289
TOTALS	157	0.00	\$101	\$0	\$17,848	\$28,340	\$0	\$30,289
EAGLE								
EAGLE	185	0.49	\$93	\$12,796	\$388	\$14,703	\$0	\$27,980
TOTALS	185	0.00	\$93	\$12,796	\$388	\$14,703	\$0	\$27,980
EEK								
EEK	259	0.76	\$107	\$8,058	\$835	\$22,967	\$0	\$31,967
TOTALS	259	0.00	\$107	\$8,058	\$835	\$22,967	\$0	\$31,967
EKWOK								
EKWOK	107	1.16	\$104	\$13,685	\$527	\$16,889	\$0	\$31,205
TOTALS	107	0.00	\$104	\$13,685	\$527	\$16,889	\$0	\$31,205
ELIM								
ELIM	257	1.08	\$112	\$14,349	\$1,173	\$17,932	\$0	\$33,566
TOTALS	257	0.00	\$112	\$14,349	\$1,173	\$17,932	\$0	\$33,566

TOTAL APPROPRIATION = \$38,401,272
 MISC. SHARING APPROPRIATION = \$13,065,600
 TAX EQUALIZATION APPROPRIAT = \$24,845,712
 HOSPITAL CONST. APPROPRIAT. = \$489,960

MISC. SHARING PRORATION FACTOR = 0.54945745138743
 TAX EQUALIZATION PRORATION FACTOR = 0.04523694923456
 MINIMUM ENT. PRORATION FACTOR = 0.93328577100055
 HOSPITAL CONST. PRORATION FACTOR = 1.00000000000000

NAME	POP.	MILL RATE EQV.	PRIOR YEAR ADJUSTMENT	MISCELLANEOUS ENTITLEMENT	TAX EQUALIZATION ENTITLEMENT	MINIMUM ENTITLEMENT ADD ON	HOSPITAL CONSTRUCTION ENTITLEMENT	TOTAL FY ENTITLEMENT
MUNICIPALITIES								
EMMONAK								
EMMONAK	641	11.58	(\$17,917)	\$33,157	\$31,347	\$0	\$0	\$46,587
TOTALS	641	0.00	\$17,917	\$33,157	\$31,347	\$0	\$0	\$46,587
FAIRBANKS								
FAIRBANKS	25,511	5.26	\$3,859	\$580,726	\$566,688	\$0	\$0	\$1,151,273
TOTALS	25,511	0.00	\$3,859	\$580,726	\$566,688	\$0	\$0	\$1,151,273
FAIRBANKS NORTH STAR BOROUGH								
FAIRBANKS NORTH STAR BORO	74,176	5.09	\$6,949	\$472,287	\$1,594,032	\$0	\$0	\$2,073,263
FBKS-ESTER F.P.	1,053	0.64	\$9	\$0	\$2,857	\$0	\$0	\$2,866
FBKS-NORTH STAR F.P.	11,373	0.64	\$104	\$0	\$30,933	\$0	\$0	\$31,037
FBKS-UNIVERSITY F.P.	12,263	1.21	\$211	\$0	\$62,948	\$0	\$0	\$63,159
FBKS-BOR. STEESE VOL. FSA	4,821	1.16	\$79	\$0	\$23,692	\$0	\$0	\$23,771
FBKS-BOR. MOOSE CREEK FSA	696	0.55	\$5	\$0	\$1,616	\$0	\$0	\$1,621
FBKS-BOR. CHENA GOLDSTREA	3,729	1.26	\$66	\$0	\$19,837	\$0	\$0	\$19,903
FBKS-BORO. ROADS	11,844	0.35	\$59	\$0	\$17,756	\$0	\$0	\$17,815
FBKS-BORO. SEWER & WATER	108	3.46	\$5	\$0	\$1,578	\$0	\$0	\$1,583
FBKS-BORO. STREETS & LIGH	2,375	0.24	\$8	\$0	\$2,461	\$0	\$0	\$2,469
TOTALS	122,438	0.00	\$7,495	\$472,287	\$1,757,710	\$0	\$0	\$2,237,492
FORT YUKON								
FORT YUKON	641	3.59	(\$608)	\$33,117	\$9,739	\$0	\$0	\$42,243
TOTALS	641	0.00	\$608	\$33,117	\$9,739	\$0	\$0	\$42,243
GALENA								
GALENA	998	13.86	\$324	\$38,058	\$58,418	\$0	\$0	\$96,800
TOTALS	998	0.00	\$324	\$38,058	\$58,418	\$0	\$0	\$96,800

TOTAL APPROPRIATION = \$38,401,272
 MISC. SHARING APPROPRIATION = \$13,065,600
 TAX EQUALIZATION APPROPRIAT = \$24,345,712
 HOSPITAL CONST. APPROPRIAT. = \$489,960

MISC. SHARING PRORATION FACTOR = 0.54745749138743
 TAX EQUALIZATION PRORATION FACTOR = 0.93328577100055
 MINIMUM ENT. PRORATION FACTOR = 0.93328577100055
 HOSPITAL CONST. PRORATION FACTOR = 1.00000000000000

NAME	POP.	MILL RATE EQV.	PRIOR YEAR ADJUSTMENT	MISCELLANEOUS ENTITLEMENT	TAX EQUALIZATION ENTITLEMENT	MINIMUM ENTITLEMENT ADD ON	HOSPITAL CONSTRUCTION ENTITLEMENT	TOTAL FY ENTITLEMENT
MUNICIPALITIES								
GAMBELL								
GAMBELL	500	6.96	\$112	\$13,774	\$14,708	\$4,933	\$0	\$33,527
TOTALS	500	0.00	\$112	\$13,774	\$14,708	\$4,933	\$0	\$33,527
GOLOVIN								
GOLOVIN	135	1.49	\$115	\$27,358	\$852	\$6,112	\$0	\$34,437
TOTALS	135	0.00	\$115	\$27,358	\$852	\$6,112	\$0	\$34,437
GOODNEWS BAY								
GOODNEWS BAY	247	0.00	\$107	\$11,174	\$0	\$20,894	\$0	\$32,175
TOTALS	247	0.00	\$107	\$11,174	\$0	\$20,894	\$0	\$32,175
GRAYLING								
GRAYLING	211	3.27	\$113	\$19,514	\$2,912	\$11,372	\$0	\$33,911
TOTALS	211	0.00	\$113	\$19,514	\$2,912	\$11,372	\$0	\$33,911
HAINES								
HAINES	1,079	19.93	\$390	\$25,342	\$90,825	\$0	\$0	\$116,557
TOTALS	1,079	0.00	\$390	\$25,342	\$90,825	\$0	\$0	\$116,557
HAINES BOROUGH								
HAINES BOROUGH	1,847	2.82	\$83	\$2,808	\$22,042	\$0	\$0	\$24,933
TOTALS	1,847	0.00	\$83	\$2,808	\$22,042	\$0	\$0	\$24,933
HOLY CROSS								
HOLY CROSS	262	2.14	\$538	\$31,242	\$2,367	\$971	\$0	\$34,042
TOTALS	262	0.00	\$538	\$31,242	\$2,367	\$971	\$0	\$34,042

TOTAL APPROPRIATION = \$38,401,272
 MISC. SHARING APPROPRIATION = \$13,065,600
 TAX EQUALIZATION APPROPRIAT = \$24,845,712
 HOSPITAL CONST. APPROPRIAT. = \$489,960

MISC. SHARING PRORATION FACTOR = 0.54945748138743
 TAX EQUALIZATION PRORATION FACTOR = 0.4523594923456
 MINIMUM ENT. PRORATION FACTOR = 0.93326577100055
 HOSPITAL CONST. PRORATION FACTOR = 1.00000000000000

NAME	POP.	MILL RATE EQV.	PRIOR YEAR ADJUSTMENT	MISCELLANEOUS ENTITLEMENT	TAX EQUALIZATION ENTITLEMENT	MINIMUM ENTITLEMENT ADD ON	HOSPITAL CONSTRUCTION ENTITLEMENT	TOTAL FY ENTITLEMENT
MUNICIPALITIES								
HOMER								
HOMER	4,020	13.27	\$938	\$53,672	\$225,360	\$0	\$0	\$279,970
TOTALS	4,020	0.00	\$938	\$53,672	\$225,360	\$0	\$0	\$279,970
HOCNAH								
HOCNAH	906	8.93	\$26,585	\$25,431	\$34,179	\$0	\$0	\$33,025
TOTALS	906	0.00	\$26,585	\$25,431	\$34,179	\$0	\$0	\$33,025
HOOPER BAY								
HOOPER BAY	776	4.95	\$105	\$1,917	\$16,228	\$13,304	\$0	\$31,554
TOTALS	776	0.00	\$105	\$1,917	\$16,228	\$13,304	\$0	\$31,554
HOUSTON								
HOUSTON	821	0.11	\$205	\$60,611	\$405	\$0	\$0	\$61,221
TOTALS	821	0.00	\$205	\$60,611	\$405	\$0	\$0	\$61,221
HUGHES								
HUGHES	97	4.22	\$113	\$17,122	\$1,730	\$14,786	\$0	\$33,751
TOTALS	97	0.00	\$113	\$17,122	\$1,730	\$14,786	\$0	\$33,751
HUSLIA								
HUSLIA	258	0.41	\$136	\$39,985	\$455	\$0	\$0	\$40,576
TOTALS	258	0.00	\$136	\$39,985	\$455	\$0	\$0	\$40,576
HYDABURG								
HYDABURG	475	4.09	\$79	\$4,354	\$8,202	\$11,065	\$0	\$23,700
TOTALS	475	0.00	\$79	\$4,354	\$8,202	\$11,065	\$0	\$23,700

TOTAL APPROPRIATION = \$38,401,272
 MISC. SHARING APPROPRIATION = \$13,065,600
 TAX EQUALIZATION APPROPRIAT = \$24,345,712
 HOSPITAL CONST. APPROPRIAT. = \$489,960

MISC. SHARING PRORATION FACTOR = 0.5494574E130743
 TAX EQUALIZATION PRORATION FACTOR = 004.523694923456
 MINIMUM ENT. PRORATION FACTOR = 0.93328577100055
 HOSPITAL CONST. PRORATION FACTOR = 1.00000000000000

NAME	POP.	MILL RATE EQV.	PRIOR YEAR ADJUSTMENT	MISCELLANEOUS ENTITLEMENT	TAX EQUALIZATION ENTITLEMENT	MINIMUM ENTITLEMENT ADD ON	HOSPITAL CONSTRUCTION ENTITLEMENT	TOTAL FY ENTITLEMENT
MUNICIPALITIES								
JUNEAU CITY & BOROUGH CITY AND BOROUGH OF JUNEA	29,370	20.65	\$10,478	\$554,333	\$2,561,308	\$0	\$0	\$3,126,119
JUNEAU SERVICE AREA #1	5,712	7.06	\$573	\$0	\$170,433	\$0	\$0	\$171,006
JUNEAU SERVICE AREA #2	2,047	4.07	\$118	\$0	\$35,214	\$0	\$0	\$35,332
JUNEAU SERVICE AREA #3	21,610	3.94	\$1,180	\$0	\$350,893	\$0	\$0	\$352,073
JUNEAU SERVICE AREA #4	2,819	0.90	\$36	\$0	\$10,731	\$0	\$0	\$10,767
JUNEAU SERVICE AREA #5	15,845	0.56	\$126	\$0	\$37,726	\$0	\$0	\$37,852
JUNEAU SERVICE AREA #6	1,167	0.72	\$11	\$0	\$3,562	\$0	\$0	\$3,573
JUNEAU SERVICE AREA #7	839	0.63	\$7	\$0	\$2,258	\$0	\$0	\$2,265
JUNEAU SERVICE AREA #8	616	1.14	\$9	\$0	\$2,967	\$0	\$0	\$2,976
TOTALS	80,025	0.00	\$12,538	\$554,333	\$3,175,092	\$0	\$0	\$3,741,963
KACHEMAK KACHEMAK TOTALS	325 325	1.95 0.00	\$84 \$84	\$0 \$0	\$2,680 \$2,680	\$22,434 \$22,434	\$0 \$0	\$25,198 \$25,198
KAKE KAKE TOTALS	665 665	6.16 0.00	\$5,997 \$5,997	\$14,393 \$14,393	\$17,313 \$17,313	\$0 \$0	\$0 \$0	\$25,709 \$25,709
KAKTOVIK KAKTOVIK TOTALS	201 201	0.63 0.00	\$109 \$109	\$0 \$0	\$535 \$535	\$31,961 \$31,961	\$0 \$0	\$32,605 \$32,605
KALSKAG (UPPER) UPPER KALSKAG TOTALS	144 144	0.10 0.00	\$115 \$115	\$27,932 \$27,932	\$67 \$67	\$6,365 \$6,365	\$0 \$0	\$34,474 \$34,474

TOTAL APPROPRIATION = \$38,401,272
 MISC. SHARING APPROPRIATION = \$13,065,600
 TAX EQUALIZATION APPROPRIAT = \$24,845,712
 HOSPITAL CONST. APPROPRIAT. = \$489,960

MISC. SHARING PRORATION FACTOR = 0.54945748138743
 TAX EQUALIZATION PRORATION FACTOR = 0.04523694923456
 MINIMUM ENT. PRORATION FACTOR = 0.93328577100055
 HOSPITAL CONST. PRORATION FACTOR = 1.00000000000000

NAME	POP.	MILL RATE EQV.	PRIOR YEAR ADJUSTMENT	MISCELLANEOUS ENTITLEMENT	TAX EQUALIZATION ENTITLEMENT	MINIMUM ENTITLEMENT ADD ON	HOSPITAL CONSTRUCTION ENTITLEMENT	TOTAL FY ENTITLEMENT
MUNICIPALITIES								
KALTAG								
KALTAG	280	1.40 (\$4,034)	\$23,818	\$1,658	\$8,609	\$0	\$30,051
TOTALS	280	0.00	\$4,034	\$23,818	\$1,658	\$8,609	\$0	\$30,051
KASAAN								
KASAAN	88	1.35	\$79	\$6,620	\$502	\$16,651	\$0	\$23,852
TOTALS	88	0.00	\$79	\$6,620	\$502	\$16,651	\$0	\$23,852
KASIGLUK								
KASIGLUK	413	1.49 (\$792)	\$6,380	\$2,613	\$22,755	\$0	\$30,956
TOTALS	413	0.00	\$792	\$6,380	\$2,613	\$22,755	\$0	\$30,956
KENAI								
KENAI	6,434	9.08	\$1,260	\$127,927	\$246,820	\$0	\$0	\$376,007
TOTALS	6,434	0.00	\$1,260	\$127,927	\$246,820	\$0	\$0	\$376,007
KENAI PENINSULA BOROUGH								
KENAI PENINSULA BOROUGH	38,919	3.53	\$1,953	\$0	\$580,844	\$0	\$0	\$582,797
KENAI-CENTRAL PEN HOSPITA	24,950	0.56	\$2,345	\$147,859	\$59,418	\$0	\$489,960	\$699,582
KENAI-NIKISKI F.P.	5,123	1.34	\$99	\$0	\$29,502	\$0	\$0	\$29,601
KENAI-BEAR CREEK F.P.	829	0.50	\$5	\$0	\$1,760	\$0	\$0	\$1,765
KENAI-RIDGEWAY FSA	2,185	1.57	\$48	\$0	\$14,561	\$0	\$0	\$14,609
KENAI-CEN. EMSA	13,594	0.65	\$127	\$0	\$37,806	\$0	\$0	\$37,933
E. KENAI PEN. ROAD MAINT.	1	0.00	\$133	\$39,552	\$0	\$0	\$0	\$39,685
KEN-SOUTH PEN HOSP	8,388	1.39	\$663	\$147,859	\$49,332	\$0	\$0	\$197,854
NORTH PEN. RECREATION S.A	5,192	0.37	\$27	\$0	\$8,304	\$0	\$0	\$8,331
ANCHOR PNT. FIRE/EMER. ME	1,580	1.28	\$28	\$0	\$8,595	\$0	\$0	\$8,623
CEN. KEN. PEN. ROAD MAINT	1	0.00	\$1,391	\$413,842	\$0	\$0	\$0	\$415,233
NORTH KEN PEN ROAD MAINT.	1	0.00	\$565	\$168,115	\$0	\$0	\$0	\$168,680

TOTAL APPROPRIATION = \$38,401,272
 MISC. SHARING APPROPRIATION = \$13,065,600
 TAX EQUALIZATION APPROPRIAT = \$24,345,712
 HOSPITAL CONST. APPROPRIAT. = \$489,960

MISC. SHARING PRORATION FACTOR = 0.54945748138743
 TAX EQUALIZATION PRORATION FACTOR = 0.4523694923456
 MINIMUM ENT. PRORATION FACTOR = 0.93328577100055
 HOSPITAL CONST. PRORATION FACTOR = 1.00000000000000

NAME	PCP.	MILL RATE EQV.	PRIOR YEAR ADJUSTMENT	MISCELLANEOUS ENTITLEMENT	TAX EQUALIZATION ENTITLEMENT	MINIMUM ENTITLEMENT ADD ON	HOSPITAL CONSTRUCTION ENTITLEMENT	TOTAL FY ENTITLEMENT
MUNICIPALITIES								
SOUTH KEN PEN ROAD MAINT.	1	0.00	\$831	\$247,205	\$0	\$0	\$0	\$248,036
TOTALS	100,824	0.00	\$8,215	\$1,164,432	\$790,122	\$0	\$489,960	\$2,452,729
KETCHIKAN								
KETCHIKAN	8,414	16.20	\$2,657	\$214,233	\$575,773	\$0	\$0	\$792,663
TOTALS	8,414	0.00	\$2,657	\$214,233	\$575,773	\$0	\$0	\$792,663
KETCHIKAN GATEWAY BOROUGH								
KETCHIKAN GATEWAY BOROUGH	14,314	6.26	\$1,272	\$0	\$378,357	\$0	\$0	\$379,629
KETCHIKAN SHORELINE	526	1.52	\$11	\$0	\$3,389	\$0	\$0	\$3,400
KETCHIKAN-SOUTHEAST FIRE D	1,435	0.75	\$15	\$0	\$4,592	\$0	\$0	\$4,607
MUD BIGHT SERVICE AREA	2	7.13	\$0	\$0	\$58	\$0	\$0	\$58
TOTALS	16,277	0.00	\$1,298	\$0	\$386,396	\$0	\$0	\$387,694
KIANA								
KIANA	434	0.93	\$111	\$11,325	\$1,705	\$20,222	\$0	\$33,363
TOTALS	434	0.00	\$111	\$11,325	\$1,705	\$20,222	\$0	\$33,363
KING COVE								
KING COVE	552	18.05	\$188	\$14,111	\$42,083	\$0	\$0	\$56,382
TOTALS	552	0.00	\$188	\$14,111	\$42,083	\$0	\$0	\$56,382
KIVALINA								
KIVALINA	272	0.79	\$109	\$0	\$915	\$31,581	\$0	\$32,605
TOTALS	272	0.00	\$109	\$0	\$915	\$31,581	\$0	\$32,605
KLAWOCK								
KLAWOCK	693	19.71	\$245	\$15,384	\$57,670	\$0	\$0	\$73,299
TOTALS	693	0.00	\$245	\$15,384	\$57,670	\$0	\$0	\$73,299

TOTAL APPROPRIATION = \$39,401,272
 MISC. SHARING APPROPRIATION = \$13,065,600
 TAX EQUALIZATION APPROPRIATION = \$24,345,712
 HOSPITAL CONST. APPROPRIATION = \$489,960

MISC. SHARING PRORATION FACTOR = 0.54945743132743
 TAX EQUALIZATION PRORATION FACTOR = 0.04523694923456
 MINIMUM ENT. PRORATION FACTOR = 0.93328577100055
 HOSPITAL CONST. PRORATION FACTOR = 1.00000000000000

NAME	POP.	MILL RATE EQV.	PRIOR YEAR ADJUSTMENT	MISCELLANEOUS ENTITLEMENT	TAX EQUALIZATION ENTITLEMENT	MINIMUM ENTITLEMENT ADD ON	HOSPITAL CONSTRUCTION ENTITLEMENT	TOTAL FY ENTITLEMENT
MUNICIPALITIES								
KOBUK								
KOBUK	86	7.61	\$112	\$14,100	\$2,765	\$16,572	\$0	\$33,549
TOTALS	86	0.00	\$112	\$14,100	\$2,765	\$16,572	\$0	\$33,549
KODIAK								
KODIAK	6,668	21.96	\$2,156	\$22,814	\$618,419	\$0	\$0	\$643,389
TOTALS	6,668	0.00	\$2,156	\$22,814	\$618,419	\$0	\$0	\$643,389
KODIAK ISLAND BOROUGH								
KODIAK ISLAND BOROUGH	13,952	3.82	\$1,661	\$268,511	\$225,566	\$0	\$0	\$495,738
KODIAK-FIRE DISTRICT #1	2,477	1.01	\$66	\$9,196	\$10,659	\$0	\$0	\$19,921
KODIAK-ROAD DISTRICT	2,015	0.15	\$4	\$0	\$1,312	\$0	\$0	\$1,316
WOMEN'S BAY ROAD SERVICE	566	0.07	\$58	\$17,151	\$181	\$0	\$0	\$17,390
KODIAK-MONASHKA BAY	266	1.34	\$13	\$2,528	\$1,515	\$0	\$0	\$4,056
WOMEN'S BAY FIRE SERVICE	566	0.98	\$7	\$0	\$2,359	\$0	\$0	\$2,366
TOTALS	19,842	0.00	\$1,809	\$297,386	\$241,592	\$0	\$0	\$540,787
KOTLIK								
KOTLIK	424	2.25	\$106	\$5,901	\$4,031	\$21,783	\$0	\$31,821
TOTALS	424	0.00	\$106	\$5,901	\$4,031	\$21,783	\$0	\$31,821
KOTZEBUE								
KOTZEBUE	3,594	12.56	\$935	\$87,586	\$190,580	\$0	\$0	\$279,101
TOTALS	3,594	0.00	\$935	\$87,586	\$190,580	\$0	\$0	\$279,101
KOYUK								
KOYUK	216	3.72	\$112	\$14,272	\$3,394	\$15,782	\$0	\$33,560
TOTALS	216	0.00	\$112	\$14,272	\$3,394	\$15,782	\$0	\$33,560

TOTAL APPROPRIATION = \$38,401,272
 MISC. SHARING APPROPRIATION = \$13,065,600
 TAX EQUALIZATION APPROPRIAT = \$24,845,712
 HOSPITAL CONST. APPROPRIAT. = \$489,960

MISC. SHARING PRORATION FACTOR = 0.54945748138743
 TAX EQUALIZATION PRORATION FACTOR = 004.523694923456
 MINIMUM ENT. PRORATION FACTOR = 0.93329577100055
 HOSPITAL CONST. PRORATION FACTOR = 1.00000000000000

NAME	POP.	MILL RATE EQV.	PRIOR YEAR ADJUSTMENT	MISCELLANEOUS ENTITLEMENT	TAX EQUALIZATION ENTITLEMENT	MINIMUM ENTITLEMENT ADD ON	HOSPITAL CONSTRUCTION ENTITLEMENT	TOTAL FY ENTITLEMENT
MUNICIPALITIES								
KOYUKUK								
KOYUKUK	131	1.89	\$112	\$12,818	\$1,046	\$19,487	\$0	\$33,463
TOTALS	131	0.00	\$112	\$12,818	\$1,046	\$19,487	\$0	\$33,463
KUPREANOF								
KUPREANOF	41	0.16	\$81	\$0	\$28	\$24,177	\$0	\$24,286
TOTALS	41	0.00	\$81	\$0	\$28	\$24,177	\$0	\$24,286
KWETHLUK								
KWETHLUK	507	0.54	\$106	\$5,901	\$1,173	\$24,642	\$0	\$31,822
TOTALS	507	0.00	\$106	\$5,901	\$1,173	\$24,642	\$0	\$31,822
LARSEN BAY								
LARSEN BAY	215	6.48	\$84	\$0	\$5,889	\$19,225	\$0	\$25,198
TOTALS	215	0.00	\$84	\$0	\$5,889	\$19,225	\$0	\$25,198
LOWER KALSKAG								
LOWER KALSKAG	273	2.56	\$191	\$54,086	\$2,959	\$0	\$0	\$57,236
TOTALS	273	0.00	\$191	\$54,086	\$2,959	\$0	\$0	\$57,236
MANOKOTAK								
MANOKOTAK	299	0.41	\$102	\$6,451	\$527	\$23,641	\$0	\$30,721
TOTALS	299	0.00	\$102	\$6,451	\$527	\$23,641	\$0	\$30,721
MARSHALL								
MARSHALL	270	5.34	\$108	\$15,121	\$6,091	\$11,119	\$0	\$32,439
TOTALS	270	0.00	\$108	\$15,121	\$6,091	\$11,119	\$0	\$32,439

TOTAL APPROPRIATION = \$38,401,272
 MISC. SHARING APPROPRIATION = \$13,055,600
 TAX EQUALIZATION APPROPRIAT = \$24,945,712
 HOSPITAL CONST. APPROPRIAT. = \$489,960

MISC. SHARING PRORATION FACTOR = 0.54945748138743
 TAX EQUALIZATION PRORATION FACTOR = 0.04523694923456
 MINIMUM ENT. PRORATION FACTOR = 0.93328577100055
 HOSPITAL CONST. PRORATION FACTOR = 1.00000000000000

NAME	POP.	MILL' RATE EQV.	PRIOR YEAR ADJUSTMENT	MISCELLANEOUS ENTITLEMENT	TAX EQUALIZATION ENTITLEMENT	MINIMUM ENTITLEMENT ADD ON	HOSPITAL CONSTRUCTION ENTITLEMENT	TOTAL FY ENTITLEMENT
MUNICIPALITIES								
MATANUSKA-SUSITNA BOROUGH								
MATANUSKA-SUSITNA BOROUGH	44,280	4.84	\$7,710	\$1,386,219	\$906,327	\$0	\$0	\$2,300,256
MAT-SU/MEADOW LAKES F.A.	4,476	0.50	\$32	\$0	\$9,574	\$0	\$0	\$9,606
MAT-SU/BIG LAKE FSA B33	1,369	0.89	\$17	\$0	\$5,154	\$0	\$0	\$5,171
MAT-SU/FISHHOOK FSA B32	1,158	1.03	\$16	\$0	\$5,036	\$0	\$0	\$5,052
MAT-SU/WASILLA F.P.	15,759	0.59	\$133	\$0	\$39,718	\$0	\$0	\$39,851
MAT-SU/PUTTE F.P.	2,358	0.51	\$17	\$0	\$5,176	\$0	\$0	\$5,193
MAT-SU/GREAT PALMER F.P.	4,521	0.62	\$39	\$0	\$11,884	\$0	\$0	\$11,923
MAT-SU/SUTTON F.P.	582	2.00	\$16	\$0	\$4,930	\$0	\$0	\$4,946
MAT-SU/NON AREA WIDE	36,366	0.55	\$289	\$0	\$85,952	\$0	\$0	\$86,241
MAT-SU/TALKEETNA F.P.	746	0.91	\$9	\$0	\$2,891	\$0	\$0	\$2,900
MAT-SU/GARDEN TERRACE	131	2.16	\$4	\$0	\$7,194	\$0	\$0	\$7,198
MAT-SU/LAKES F.P.	4,391	1.14	\$71	\$0	\$21,227	\$0	\$0	\$21,298
MAT-SU BOROUGH/WILLOW F.P.	1,340	0.85	\$16	\$0	\$4,838	\$0	\$0	\$4,854
TOTALS	117,477	0.00	\$8,369	\$1,386,219	\$1,103,901	\$0	\$0	\$2,495,489
MCGRATH								
MCGRATH	510	6.50	\$165	\$35,126	\$14,007	\$0	\$0	\$49,298
TOTALS	510	0.00	\$165	\$35,126	\$14,007	\$0	\$0	\$49,298
MEKORYUK								
MEKORYUK	173	2.61	\$109	\$18,625	\$1,912	\$12,028	\$0	\$32,674
TOTALS	173	0.00	\$109	\$18,625	\$1,912	\$12,028	\$0	\$32,674
MOUNTAIN VILLAGE								
MOUNTAIN VILLAGE	665	2.53	\$177	\$45,549	\$7,108	\$0	\$0	\$52,834
TOTALS	665	0.00	\$177	\$45,549	\$7,108	\$0	\$0	\$52,834

TOTAL APPROPRIATION = \$38,401,272
 MISC. SHARING APPROPRIATION = \$13,065,600
 TAX EQUALIZATION APPROPRIAT = \$24,345,712
 HOSPITAL CONST. APPROPRIAT. = \$489,960

MISC. SHARING PRORATION FACTOR = 0.54945748139743
 TAX EQUALIZATION PRORATION FACTOR = 0.34523694923455
 MINIMUM ENT. PRORATION FACTOR = 0.9332957710055
 HOSPITAL CONST. PRORATION FACTOR = 1.00000000000000

NAME	POP.	MILL RATE EQV.	PRIOR YEAR ADJUSTMENT	MISCELLANEOUS ENTITLEMENT	TAX EQUALIZATION ENTITLEMENT	MINIMUM ENTITLEMENT ADD ON	HOSPITAL CONSTRUCTION ENTITLEMENT	TOTAL FY ENTITLEMENT
MUNICIPALITIES								
NAPAKIAK								
NAPAKIAK	353	3.52	\$108	\$14,568	\$5,256	\$12,470	\$0	\$32,402
TOTALS	353	0.00	\$108	\$14,568	\$5,256	\$12,470	\$0	\$32,402
NAPASKIAK								
NAPASKIAK	311	0.00	\$106	\$5,901	\$0	\$25,815	\$0	\$31,822
TOTALS	311	0.00	\$106	\$5,901	\$0	\$25,815	\$0	\$31,822
NENANA								
NENANA	552	23.78	\$316	\$38,689	\$55,441	\$0	\$0	\$94,446
TOTALS	552	0.00	\$316	\$38,689	\$55,441	\$0	\$0	\$94,446
NEW STUYAHOK								
NEW STUYAHOK	337	0.70	\$102	\$5,687	\$1,000	\$23,880	\$0	\$30,667
TOTALS	337	0.00	\$102	\$5,687	\$1,000	\$23,880	\$0	\$30,667
NEWHALEN								
NEWHALEN	163	1.87	\$102	\$5,687	\$1,287	\$23,594	\$0	\$30,670
TOTALS	163	0.00	\$102	\$5,687	\$1,287	\$23,594	\$0	\$30,670
NEWTOK								
NEWTOK	207	3.78	\$106	\$5,901	\$3,305	\$22,509	\$0	\$31,821
TOTALS	207	0.00	\$106	\$5,901	\$3,305	\$22,509	\$0	\$31,821
NIGHTMUTE								
NIGHTMUTE	145	3.24	\$106	\$5,901	\$1,984	\$23,831	\$0	\$31,822
TOTALS	145	0.00	\$106	\$5,901	\$1,984	\$23,831	\$0	\$31,822

TOTAL APPROPRIATION = \$38,401,272
 MISC. SHARING APPROPRIATION = \$13,065,000
 TAX EQUALIZATION APPROPRIAT = \$24,845,712
 HOSPITAL CONST. APPROPRIAT. = \$489,960

MISC. SHARING PRORATION FACTOR = 0.54945749138743
 TAX EQUALIZATION PRORATION FACTOR = 0.34523694923456
 MINIMUM ENT. PRORATION FACTOR = 0.93328577100055
 HOSPITAL CONST. PRORATION FACTOR = 1.00000000000000

NAME	POP.	MILE RATE EQV.	PRIOR YEAR ADJUSTMENT	MISCELLANEOUS ENTITLEMENT	TAX EQUALIZATION ENTITLEMENT	MINIMUM ENTITLEMENT ADD ON	HOSPITAL CONSTRUCTION ENTITLEMENT	TOTAL FY ENTITLEMENT
MUNICIPALITIES								
NIKOLAI								
NIKOLAI	119	3.87	\$112	\$13,583	\$1,949	\$17,870	\$0	\$33,514
TOTALS	119	0.00	\$112	\$13,583	\$1,949	\$17,870	\$0	\$33,514
NOME								
NOME	3,876	13.98	\$1,850	\$321,476	\$228,838	\$0	\$0	\$552,164
TOTALS	3,376	0.00	\$1,850	\$321,476	\$228,838	\$0	\$0	\$552,164
NORDALTON								
NORDALTON	247	0.00	\$20,546	\$19,728	\$0	\$11,777	\$0	\$10,959
TOTALS	247	0.00	\$20,546	\$19,728	\$0	\$11,777	\$0	\$10,959
NOORVIK								
NOORVIK	517	3.18	\$10,622	\$56,668	\$6,949	\$0	\$0	\$52,995
TOTALS	517	0.00	\$10,622	\$56,668	\$6,949	\$0	\$0	\$52,995
NORTH POLE								
NORTH POLE	1,640	4.17	\$168	\$21,120	\$28,873	\$0	\$0	\$50,161
TOTALS	1,640	0.00	\$168	\$21,120	\$28,873	\$0	\$0	\$50,161
NORTH SLOPE BOROUGH								
NORTH SLOPE BOROUGH	8,303	10.79	\$2,057	\$233,449	\$378,260	\$0	\$0	\$613,766
TOTALS	8,308	0.00	\$2,057	\$233,449	\$378,260	\$0	\$0	\$613,766
NORTHWEST ARCTIC BOROUGH								
NORTHWEST ARCTIC BOROUGH	6,696	0.00	\$432	\$128,739	\$0	\$0	\$0	\$129,171
TOTALS	6,696	0.00	\$432	\$128,739	\$0	\$0	\$0	\$129,171

TOTAL APPROPRIATION = \$38,401,272
 MISC. SHARING APPROPRIATION = \$13,065,600
 TAX EQUALIZATION APPROPRIATION = \$24,845,712
 HOSPITAL CONST. APPROPRIATION = \$489,960

MISC. SHARING PROPORTION FACTOR = 0.54945748138743
 TAX EQUALIZATION PROPORTION FACTOR = 0.04523694923456
 MINIMUM ENT. PROPORTION FACTOR = 0.93328577100055
 HOSPITAL CONST. PROPORTION FACTOR = 1.00000000000000

NAME	POP.	MILL RATE EQV.	PRIOR YEAR ADJUSTMENT	MISCELLANEOUS ENTITLEMENT	TAX EQUALIZATION ENTITLEMENT	MINIMUM ENTITLEMENT ADD ON	HOSPITAL CONSTRUCTION ENTITLEMENT	TOTAL FY ENTITLEMENT
MUNICIPALITIES								
NUIQSUT								
NUIQSUT	204	0.25	\$109	\$0	\$320	\$32,176	\$0	\$32,605
TOTALS	204	0.00	\$109	\$0	\$320	\$32,176	\$0	\$32,605
NULATO								
NULATO	382	6.80	\$120	\$24,794	\$10,981	\$0	\$0	\$35,895
TOTALS	382	0.00	\$120	\$24,794	\$10,981	\$0	\$0	\$35,895
NUNAPITCHUK								
NUNAPITCHUK	365	1.73	\$195	\$55,415	\$27,676	\$0	\$0	\$59,286
TOTALS	365	0.00	\$195	\$55,415	\$27,676	\$0	\$0	\$59,286
OLD HARBOR								
OLD HARBOR	380	1.43	\$86	\$7,422	\$2,308	\$15,878	\$0	\$25,694
TOTALS	380	0.00	\$86	\$7,422	\$2,308	\$15,878	\$0	\$25,694
OUZINKIE								
OUZINKIE	233	2.02	\$85	\$4,583	\$1,992	\$18,844	\$0	\$25,504
TOTALS	233	0.00	\$85	\$4,583	\$1,992	\$18,844	\$0	\$25,504
PALMER								
PALMER	3,116	17.35	\$1,370	\$179,127	\$228,294	\$0	\$0	\$408,791
TOTALS	3,116	0.00	\$1,370	\$179,127	\$228,294	\$0	\$0	\$408,791
PELICAN								
PELICAN	213	11.12	\$85	\$6,357	\$10,005	\$9,176	\$0	\$25,623
TOTALS	213	0.00	\$85	\$6,357	\$10,005	\$9,176	\$0	\$25,623

TOTAL APPROPRIATION = \$38,401,272
 MISC. SHARING APPROPRIATION = \$13,065,600
 TAX EQUALIZATION APPROPRIAT = \$24,945,712
 HOSPITAL CONST. APPROPRIAT. = \$489,960

MISC. SHARING PRORATION FACTOR = 0.54945743135743
 TAX EQUALIZATION PRORATION FACTOR = 0.523694923456
 MINIMUM ENT. PRORATION FACTOR = 0.93323577100055
 HOSPITAL CONST. PRORATION FACTOR = 1.00000000000000

NAME	POP.	MILL RATE EQV.	PRIOR YEAR ADJUSTMENT	MISCELLANEOUS ENTITLEMENT	TAX EQUALIZATION ENTITLEMENT	MINIMUM ENTITLEMENT ADD ON	HOSPITAL CONSTRUCTION ENTITLEMENT	TOTAL FY ENTITLEMENT

MUNICIPALITIES								
PETERSBURG								
PETERSBURG	3,252	31.67	\$2,038	\$171,004	\$434,948	\$0	\$0	\$607,990
TOTALS	3,252	0.00	\$2,038	\$171,004	\$434,948	\$0	\$0	\$607,990
PILOT STATION								
PILOT STATION	419	3.00	\$107	\$9,589	\$5,323	\$17,050	\$0	\$32,069
TOTALS	419	0.00	\$107	\$9,589	\$5,323	\$17,050	\$0	\$32,069
PLATINUM								
PLATINUM	62	3.36	\$106	\$5,901	\$881	\$24,933	\$0	\$31,821
TOTALS	62	0.00	\$106	\$5,901	\$881	\$24,933	\$0	\$31,821
POINT HOPE								
POINT HOPE	600	1.37	\$109	\$0	\$3,469	\$29,027	\$0	\$32,605
TOTALS	600	0.00	\$109	\$0	\$3,469	\$29,027	\$0	\$32,605
PORT ALEXANDER								
PORT ALEXANDER	96	0.50	\$81	\$0	\$206	\$24,000	\$0	\$24,287
TOTALS	96	0.00	\$81	\$0	\$206	\$24,000	\$0	\$24,287
PORT HEIDEN								
PORT HEIDEN	94	0.00	\$182	\$54,386	\$3	\$0	\$0	\$54,571
TOTALS	94	0.00	\$182	\$54,386	\$3	\$0	\$0	\$54,571
PORT LIONS								
PORT LIONS	291	3.04	\$85	\$6,342	\$3,735	\$15,459	\$0	\$25,621
TOTALS	291	0.00	\$85	\$6,342	\$3,735	\$15,459	\$0	\$25,621

TOTAL APPROPRIATION = \$38,401,272
 MISC. SHARING APPROPRIATION = \$13,065,600
 TAX EQUALIZATION APPROPRIATION = \$24,845,712
 HOSPITAL CONST. APPROPRIATION = \$489,960

MISC. SHARING PRORATION FACTOR = 0.54945748135743
 TAX EQUALIZATION PRORATION FACTOR = 0.04523694923456
 MINIMUM ENT. PRORATION FACTOR = 0.93328577100055
 HOSPITAL CONST. PRORATION FACTOR = 1.00000000000000

NAME	POP.	MILL RATE EQV.	PRIOR YEAR ADJUSTMENT	MISCELLANEOUS ENTITLEMENT	TAX EQUALIZATION ENTITLEMENT	MINIMUM ENTITLEMENT ADD ON	HOSPITAL CONSTRUCTION ENTITLEMENT	TOTAL FY ENTITLEMENT
MUNICIPALITIES								
QUINHAGAK								
QUINHAGAK	464	2.75 (\$5,366)	\$9,146	\$5,399	\$17,388	\$0	\$26,567
TOTALS	464	0.00	\$5,366	\$9,146	\$5,399	\$17,388	\$0	\$26,567
RUBY								
RUBY	233	0.97	\$111	\$7,920	\$962	\$24,143	\$0	\$33,136
TOTALS	233	0.00	\$111	\$7,920	\$962	\$24,143	\$0	\$33,136
RUSSIAN MISSION								
RUSSIAN MISSION	231	1.15	\$107	\$8,925	\$1,126	\$21,866	\$0	\$32,024
TOTALS	231	0.00	\$107	\$8,925	\$1,126	\$21,866	\$0	\$32,024
SAINT GEORGE								
SAINT GEORGE	195	16.83	\$163	\$34,622	\$13,855	\$0	\$0	\$48,640
TOTALS	195	0.00	\$163	\$34,622	\$13,855	\$0	\$0	\$48,640
SAINT MARYS								
SAINT MARY'S	563	27.54 (\$1,344)	\$20,856	\$65,459	\$0	\$0	\$84,971
TOTALS	563	0.00	\$1,344	\$20,856	\$65,459	\$0	\$0	\$84,971
SAINT MICHAEL								
SAINT MICHAEL	291	4.49	\$112	\$13,430	\$5,525	\$14,436	\$0	\$33,503
TOTALS	291	0.00	\$112	\$13,430	\$5,525	\$14,436	\$0	\$33,503
SAINT PAUL								
SAINT PAUL	595	12.68 (\$4,966)	\$73,173	\$31,862	\$0	\$0	\$100,069
TOTALS	595	0.00	\$4,966	\$73,173	\$31,862	\$0	\$0	\$100,069

TOTAL APPROPRIATION = \$38,401,272
 MISC. SHARING APPROPRIATION = \$13,065,600
 TAX EQUALIZATION APPROPRIAT = \$24,845,712
 HOSPITAL CONST. APPROPRIAT. = \$489,960

MISC. SHARING PRORATION FACTOR = 0.54945748139743
 TAX EQUALIZATION PRORATION FACTOR = 0.4523694923455
 MINIMUM ENT. PRORATION FACTOR = 0.93329577100055
 HOSPITAL CONST. PRORATION FACTOR = 1.00000000000000

NAME	POP.	MILL RATE EQV.	PRIOR YEAR ADJUSTMENT	MISCELLANEOUS ENTITLEMENT	TAX EQUALIZATION ENTITLEMENT	MINIMUM ENTITLEMENT ADD ON	HOSPITAL CONSTRUCTION ENTITLEMENT	TOTAL FY ENTITLEMENT
MUNICIPALITIES								
SAND POINT								
SAND POINT	890	11.91	\$231	\$24,189	\$44,760	\$0	\$0	\$69,180
TOTALS	890	0.00	\$231	\$24,189	\$44,760	\$0	\$0	\$69,180
SAVOONGA								
SAVOONGA	477	1.06	\$111	\$11,670	\$2,148	\$19,457	\$0	\$33,386
TOTALS	477	0.00	\$111	\$11,670	\$2,148	\$19,457	\$0	\$33,386
SAXMAN								
SAXMAN	343	48.57	\$251	\$4,395	\$70,344	\$0	\$0	\$74,990
TOTALS	343	0.00	\$251	\$4,395	\$70,344	\$0	\$0	\$74,990
SCAMMON BAY								
SCAMMON BAY	303	4.96	\$107	\$8,999	\$6,345	\$16,578	\$0	\$32,029
TOTALS	303	0.00	\$107	\$8,999	\$6,345	\$16,578	\$0	\$32,029
SELAWIK								
SELAWIK	589	1.66	\$110	\$5,739	\$4,149	\$22,991	\$0	\$32,989
TOTALS	589	0.00	\$110	\$5,739	\$4,149	\$22,991	\$0	\$32,989
SELDOVIA								
SELDOVIA	678	9.31	\$136	\$14,046	\$26,656	\$0	\$0	\$40,838
TOTALS	678	0.00	\$136	\$14,046	\$26,656	\$0	\$0	\$40,838
SEWARD								
SEWARD	2,279	13.69	\$1,329	\$263,573	\$131,760	\$0	\$0	\$396,662
TOTALS	2,279	0.00	\$1,329	\$263,573	\$131,760	\$0	\$0	\$396,662

TOTAL APPROPRIATION = \$38,401,272
 MISC. SHARING APPROPRIATION = \$13,065,600
 TAX EQUALIZATION APPROPRIATION = \$24,845,712
 HOSPITAL CONST. APPROPRIATION = \$489,960

MISC. SHARING PRORATION FACTOR = 0.54945748138743
 TAX EQUALIZATION PRORATION FACTOR = 0.4523694923456
 MINIMUM ENT. PRORATION FACTOR = 0.93322577100055
 HOSPITAL CONST. PRORATION FACTOR = 1.00000000000000

NAME	POP.	MILL RATE EQV.	PRIOR YEAR ADJUSTMENT	MISCELLANEOUS ENTITLEMENT	TAX EQUALIZATION ENTITLEMENT	MINIMUM ENTITLEMENT ADD ON	HOSPITAL CONSTRUCTION ENTITLEMENT	TOTAL FY ENTITLEMENT
MUNICIPALITIES								
SHAGELUK								
SHAGELUK	167	0.00	\$113	\$18,825	\$0	\$14,927	\$0	\$33,855
TOTALS	167	0.00	\$113	\$18,825	\$0	\$14,927	\$0	\$33,855
SHAKTOOLIK								
SHAKTOOLIK	166	10.49	\$112	\$12,818	\$7,349	\$13,184	\$0	\$33,463
TOTALS	166	0.00	\$112	\$12,818	\$7,349	\$13,184	\$0	\$33,463
SHELDON POINT								
SHELDON POINT	123	2.14	\$106	\$5,901	\$1,114	\$24,701	\$0	\$31,822
TOTALS	123	0.00	\$106	\$5,901	\$1,114	\$24,701	\$0	\$31,822
SHISHMAREF								
SHISHMAREF	444	4.48	\$110	\$3,787	\$8,405	\$20,557	\$0	\$32,859
TOTALS	444	0.00	\$110	\$3,787	\$8,405	\$20,557	\$0	\$32,859
SHUNGNAK								
SHUNGNAK	245	6.60	\$111	\$9,469	\$6,830	\$16,829	\$0	\$33,239
TOTALS	245	0.00	\$111	\$9,469	\$6,830	\$16,829	\$0	\$33,239
SITKA CITY & BOROUGH								
CITY AND BOROUGH OF SITKA	8,221	11.53	\$2,058	\$211,478	\$400,476	\$0	\$0	\$614,012
TOTALS	8,221	0.00	\$2,058	\$211,478	\$400,476	\$0	\$0	\$614,012
SKAGWAY								
SKAGWAY	790	13.19	\$219	\$21,217	\$43,999	\$0	\$0	\$65,435
TOTALS	790	0.00	\$219	\$21,217	\$43,999	\$0	\$0	\$65,435

TOTAL APPROPRIATION = \$39,401,272
 MISC. SHARING APPROPRIATION = \$13,065,600
 TAX EQUALIZATION APPROPRIATION = \$24,045,712
 HOSPITAL CONST. APPROPRIATION = \$489,960

MISC. SHARING PRORATION FACTOR = 0.54945748139743
 TAX EQUALIZATION PRORATION FACTOR = 0.523694923456
 MINIMUM ENT. PRORATION FACTOR = 0.93328577100055
 HOSPITAL CONST. PRORATION FACTOR = 1.00000000000000

NAME	POP.	MILL RATE EQV.	PRIOR YEAR ADJUSTMENT	MISCELLANEOUS ENTITLEMENT	TAX EQUALIZATION ENTITLEMENT	MINIMUM ENTITLEMENT ADD ON	HOSPITAL CONSTRUCTION ENTITLEMENT	TOTAL FY ENTITLEMENT
MUNICIPALITIES								
SOLDOTNA								
SOLDOTNA	3,597	13.04	\$1,040	\$111,322	\$198,133	\$0	\$0	\$310,495
TOTALS	3,597	0.00	\$1,040	\$111,322	\$198,133	\$0	\$0	\$310,495
STEBBINS								
STEBBINS	384	3.29	\$112	\$14,731	\$5,348	\$13,400	\$0	\$33,591
TOTALS	384	0.00	\$112	\$14,731	\$5,348	\$13,400	\$0	\$33,591
TANANA								
TANANA	420	2.16	\$223	\$62,561	\$3,841	\$0	\$0	\$66,625
TOTALS	420	0.00	\$223	\$62,561	\$3,841	\$0	\$0	\$66,625
TELLER								
TELLER	247	14.45	\$111	\$11,268	\$15,071	\$6,909	\$0	\$33,359
TOTALS	247	0.00	\$111	\$11,268	\$15,071	\$6,909	\$0	\$33,359
TENAKEE SPRINGS								
TENAKEE SPRINGS	125	0.70	\$82	\$4,560	\$371	\$19,579	\$0	\$24,592
TOTALS	125	0.00	\$82	\$4,560	\$371	\$19,579	\$0	\$24,592
THORNE BAY								
THORNE BAY	475	1.63	\$130	\$35,577	\$3,284	\$0	\$0	\$38,991
TOTALS	475	0.00	\$130	\$35,577	\$3,284	\$0	\$0	\$38,991
TOGIAK								
TOGIAK	623	1.63	\$105	\$19,674	\$4,301	\$7,526	\$0	\$31,606
TOTALS	623	0.00	\$105	\$19,674	\$4,301	\$7,526	\$0	\$31,606

TOTAL APPROPRIATION = \$38,401,272
 MISC. SHARING APPROPRIATION = \$13,065,600
 TAX EQUALIZATION APPROPRIAT = \$24,845,712
 HOSPITAL CONST. APPROPRIAT. = \$489,960

MISC. SHARING PRORATION FACTOR = 0.54945743133743
 TAX EQUALIZATION PRORATION FACTOR = 0.4523694923456
 MINIMUM ENT. PRORATION FACTOR = 0.93328577100055
 HOSPITAL CONST. PRORATION FACTOR = 1.00000000000000

NAME	POP.	MILL RATE EQV.	PRIOR YEAR ADJUSTMENT	MISCELLANEOUS ENTITLEMENT	TAX EQUALIZATION ENTITLEMENT	MINIMUM ENTITLEMENT ADD ON	HOSPITAL CONSTRUCTION ENTITLEMENT	TOTAL FY ENTITLEMENT
MUNICIPALITIES								
TOKSOOK BAY								
TOKSOOK BAY	396	3.31	\$106	\$5,901	\$5,547	\$20,268	\$0	\$31,822
TOTALS	396	0.00	\$106	\$5,901	\$5,547	\$20,268	\$0	\$31,822
TULUKSAK								
TULUKSAK	321	3.19	\$268	\$75,608	\$4,309	\$0	\$0	\$80,185
TOTALS	321	0.00	\$268	\$75,608	\$4,309	\$0	\$0	\$80,185
TUNUNAK								
TUNUNAK	338	6.53	\$107	\$10,511	\$9,325	\$12,187	\$0	\$32,130
TOTALS	338	0.00	\$107	\$10,511	\$9,325	\$12,187	\$0	\$32,130
UNALAKLEET								
UNALAKLEET	787	6.25	\$929	\$24,336	\$20,784	\$0	\$0	\$44,191
TOTALS	787	0.00	\$929	\$24,336	\$20,784	\$0	\$0	\$44,191
UNALASKA								
UNALASKA	1,922	30.67	\$1,124	\$85,348	\$248,943	\$0	\$0	\$335,415
TOTALS	1,922	0.00	\$1,124	\$85,348	\$248,943	\$0	\$0	\$335,415
VALDEZ								
VALDEZ	3,687	11.69	\$1,335	\$215,142	\$181,980	\$0	\$0	\$398,457
TOTALS	3,687	0.00	\$1,335	\$215,142	\$181,980	\$0	\$0	\$398,457
WAINWRIGHT								
WAINWRIGHT	549	3.30	\$109	\$0	\$7,666	\$24,830	\$0	\$32,605
TOTALS	549	0.00	\$109	\$0	\$7,666	\$24,830	\$0	\$32,605

TOTAL APPROPRIATION = \$38,401,272
 MISC. SHARING APPROPRIATION = \$13,065,600
 TAX EQUALIZATION APPROPRIAT = \$24,845,712
 HOSPITAL CONST. APPROPRIAT. = \$489,960

MISC. SHARING PRORATION FACTOR = 0.54945749138743
 TAX EQUALIZATION PRORATION FACTOR = 004.523694923456
 MINIMUM ENT. PRORATION FACTOR = 0.93328577100055
 HOSPITAL CONST. PRORATION FACTOR = 1.00000000000000

NAME	POP.	MILL RATE EQV.	PRIOR YEAR ADJUSTMENT	MISCELLANEOUS ENTITLEMENT	TAX EQUALIZATION ENTITLEMENT	MINIMUM ENTITLEMENT ADD ON	HOSPITAL CONSTRUCTION ENTITLEMENT	TOTAL FY ENTITLEMENT
MUNICIPALITIES								
WALES								
WALES	150	11.60	\$102	\$5,687	\$7,349	\$17,531	\$0	\$30,669
TOTALS	150	0.00	\$102	\$5,687	\$7,349	\$17,531	\$0	\$30,669
WASILLA								
WASILLA	3,977	0.93	\$365	\$93,047	\$15,755	\$0	\$0	\$109,167
TOTALS	3,977	0.00	\$365	\$93,047	\$15,755	\$0	\$0	\$109,167
WHITE MOUNTAIN								
WHITE MOUNTAIN	158	0.27	\$103	\$10,574	\$181	\$20,139	\$0	\$30,997
TOTALS	158	0.00	\$103	\$10,574	\$181	\$20,139	\$0	\$30,997
WHITTIER								
WHITTIER	333	32.22	\$217	\$19,417	\$45,304	\$0	\$0	\$64,938
TOTALS	333	0.00	\$217	\$19,417	\$45,304	\$0	\$0	\$64,938
WRANGELL								
WRANGELL	2,376	15.08	\$1,057	\$163,080	\$151,346	\$0	\$0	\$315,483
TOTALS	2,376	0.00	\$1,057	\$163,080	\$151,346	\$0	\$0	\$315,483
YAKUTAT								
YAKUTAT	462	26.20	\$224	\$15,584	\$51,105	\$0	\$0	\$66,913
TOTALS	462	0.00	\$224	\$15,584	\$51,105	\$0	\$0	\$66,913

TOTAL APPROPRIATION = 338,401,272
 MISC. SHARING APPROPRIATION = \$13,065,600
 TAX EQUALIZATION APPROPRIAT = \$24,845,712
 HOSPITAL CONST. APPROPRIAT. = \$489,960

MISC. SHARING PRORATION FACTOR = 0.54945748139743
 TAX EQUALIZATION PRORATION FAC1 = 0.04523694927456
 MINIMUM ENT. PRORATION FACTOR = 0.93326577100055
 HOSPITAL CONST. PRORATION FACTOR = 1.00000000000000

NAME	POP.	MILL RATE EQV.	PRIOR YEAR ADJUSTMENT	MISCELLANEOUS ENTITLEMENT	TAX EQUALIZATION ENTITLEMENT	MINIMUM ENTITLEMENT ADD ON	HOSPITAL CONSTRUCTION ENTITLEMENT	TOTAL FY ENTITLEMENT
UNINCORPORATED								
ARCTIC VILLAGE TRAD. COUN	0	0.00	\$46	\$13,736	\$0	\$0	\$0	\$13,782
ATKA IRA COUNCIL	0	0.00	\$46	\$13,736	\$0	\$0	\$0	\$13,782
BEAVER TRIBAL VILLAGE COU	0	0.00	\$46	\$13,736	\$0	\$0	\$0	\$13,782
BIRCH CREEK COUNCIL	0	0.00	\$46	\$13,736	\$0	\$0	\$0	\$13,782
COMMUNITY OF CANTWELL, IN	0	0.00	\$46	\$13,736	\$0	\$0	\$0	\$13,782
CIRCLE DIST. HIST. SOCIET	0	0.00	\$46	\$13,736	\$0	\$0	\$0	\$13,782
CHALKYITSIK VILLAGE COUNC	0	0.00	\$46	\$13,736	\$0	\$0	\$0	\$13,782
CHENEGA BAY	0	0.00	\$46	\$13,736	\$0	\$0	\$0	\$13,782
CHIGNIK LAGOON VILLAGE CO	0	0.00	\$46	\$13,736	\$0	\$0	\$0	\$13,782
CHIGNIK LAKE TRADITIONAL	0	0.00	\$46	\$13,736	\$0	\$0	\$0	\$13,782
CHISTOCHINA VILLAGE COUNC	0	0.00	\$46	\$13,736	\$0	\$0	\$0	\$13,782
CHITINA VILLAGE COUNCIL	0	0.00	\$46	\$13,736	\$0	\$0	\$0	\$13,782
CIRCLE CIVIC COMM. ASSOC.	0	0.00	\$46	\$13,736	\$0	\$0	\$0	\$13,782
CIRCLE VILLAGE COUNCIL	0	0.00	\$46	\$13,736	\$0	\$0	\$0	\$13,782
COFFMAN COVE CIVIC CLUB	0	0.00	\$46	\$13,736	\$0	\$0	\$0	\$13,782
COPPER CENTER VILLAGE COU	0	0.00	\$46	\$13,736	\$0	\$0	\$0	\$13,782
COPPER VALLEY COMM. LIB. COUNCIL	0	0.00	\$46	\$13,736	\$0	\$0	\$0	\$13,782
CROOKED CREEK TRAD. COUNC	0	0.00	\$46	\$13,736	\$0	\$0	\$0	\$13,782
DELTANA COMMUNITY CORP.	0	0.00	\$46	\$13,736	\$0	\$0	\$0	\$13,782
DOT LAKE VILLAGE COUNCIL	0	0.00	\$46	\$13,736	\$0	\$0	\$0	\$13,782
EAGLE TRIBAL VILLAGE COUN	0	0.00	\$46	\$13,736	\$0	\$0	\$0	\$13,782
EDNA BAY COMMUNITY ASSOCI	0	0.00	\$46	\$13,736	\$0	\$0	\$0	\$13,782
EGEGIK IMPROVEMENT CORPOR	0	0.00	\$46	\$13,736	\$0	\$0	\$0	\$13,782
ELFIN COVE COMMUNITY COUN	0	0.00	\$46	\$13,736	\$0	\$0	\$0	\$13,782
EVANSVILLE VILLAGE COUNCI	0	0.00	\$46	\$13,736	\$0	\$0	\$0	\$13,782
FALSE PASS VILLAGE COUNCI	0	0.00	\$46	\$13,736	\$0	\$0	\$0	\$13,782
GAKONA VILLAGE COUNCIL	0	0.00	\$46	\$13,736	\$0	\$0	\$0	\$13,782
GULKANA VILLAGE COUNCIL	0	0.00	\$46	\$13,736	\$0	\$0	\$0	\$13,782
GUSTAVUS COMMUNITY COUNCI	0	0.00	\$46	\$13,736	\$0	\$0	\$0	\$13,782
HEALY LAKE TRAD. VILLAGE	0	0.00	\$46	\$13,736	\$0	\$0	\$0	\$13,782

TOTAL APPROPRIATION = \$38,401,272
 MISC. SHARING APPROPRIATION = \$13,065,600
 TAX EQUALIZATION APPROPRIAT = \$24,945,712
 HOSPITAL CONST. APPROPRIAT. = \$490,960

MISC. SHARING PRORATION FACTOR = 0.54945748139743
 TAX EQUALIZATION PRORATION FACTOR = 004.523694923456
 MINIMUM ENT. PRORATION FACTOR = 0.93323577100055
 HOSPITAL CONST. PRORATION FACTOR = 1.00000000000000

NAME	POP.	MILL RATE EQV.	PRIOR YEAR ADJUSTMENT	MISCELLANEOUS ENTITLEMENT	TAX EQUALIZATION ENTITLEMENT	MINIMUM ENTITLEMENT ADD ON	HOSPITAL CONSTRUCTION ENTITLEMENT	TOTAL FY ENTITLEMENT
UNINCORPORATED								
HYDER COMMUNITY ASSOCIATI	0	0.00	\$46	\$13,736	\$0	\$0	\$0	\$13,782
IGIUGIG VILLAGE COUNCIL	0	0.00	\$46	\$13,736	\$0	\$0	\$0	\$13,782
ILIAMNA VILLAGE COUNCIL	0	0.00	\$46	\$13,736	\$0	\$0	\$0	\$13,782
IVANOFF BAY VILLAGE COUNC	0	0.00	\$46	\$13,736	\$0	\$0	\$0	\$13,782
KENNY LAKE COMMUNITY LEAG	0	0.00	\$46	\$13,736	\$0	\$0	\$0	\$13,782
KIPNUK VILLAGE COUNCIL	0	0.00	\$46	\$13,736	\$0	\$0	\$0	\$13,782
CHILKAT INDIAN VILLAGE CO	0	0.00	\$46	\$13,736	\$0	\$0	\$0	\$13,782
KOKHANOK BAY	0	0.00	\$46	\$13,736	\$0	\$0	\$0	\$13,782
KOLIGANEK VILLAGE COUNCIL	0	0.00	\$46	\$13,736	\$0	\$0	\$0	\$13,782
KONGIGANAK VILLAGE COUNCI	0	0.00	\$46	\$13,736	\$0	\$0	\$0	\$13,782
KWIGILLINGOK IRA COUNCIL	0	0.00	\$46	\$13,736	\$0	\$0	\$0	\$13,782
LEVELOCK VILLAGE COUNCIL	0	0.00	\$46	\$13,736	\$0	\$0	\$0	\$13,782
LIME VILLAGE VILLAGE COUN	0	0.00	\$46	\$13,736	\$0	\$0	\$0	\$13,782
MANLEY HOT SPRINGS COMM.	0	0.00	\$46	\$13,736	\$0	\$0	\$0	\$13,782
MCKINLEY PARK COMM. CLUB	0	0.00	\$46	\$13,736	\$0	\$0	\$0	\$13,782
MENTASTA LAKE VILLAGE COU	0	0.00	\$46	\$13,736	\$0	\$0	\$0	\$13,782
METLAKATLA IRA COUNCIL	0	0.00	\$46	\$13,736	\$0	\$0	\$0	\$13,782
MINTO IRA COUNCIL	0	0.00	\$46	\$13,736	\$0	\$0	\$0	\$13,782
NABESNA COMMUNITY COUNCIL	0	0.00	\$46	\$13,736	\$0	\$0	\$0	\$13,782
NELSON LAGOON VILLAGE COU	0	0.00	\$46	\$13,736	\$0	\$0	\$0	\$13,782
NIKOLSKI IRA COUNCIL	0	0.00	\$46	\$13,736	\$0	\$0	\$0	\$13,782
NOATAK IRA COUNCIL	0	0.00	\$46	\$13,736	\$0	\$0	\$0	\$13,782
NORTHWAY VILLAGE COUNCIL	0	0.00	\$46	\$13,736	\$0	\$0	\$0	\$13,782
PANGUINGUE CREEK H. A., I	0	0.00	\$46	\$13,736	\$0	\$0	\$0	\$13,782
PAXSON COMMUNITY AFFAIRS	0	0.00	\$46	\$13,736	\$0	\$0	\$0	\$13,782
PEDRO BAY VILLAGE COUNCIL	0	0.00	\$46	\$13,736	\$0	\$0	\$0	\$13,782
PILOT POINT VILLAGE COUNC	0	0.00	\$46	\$13,736	\$0	\$0	\$0	\$13,782
PITKA'S POINT	0	0.00	\$46	\$13,736	\$0	\$0	\$0	\$13,782
POINT BAKER COMMUNITY	0	0.00	\$46	\$13,736	\$0	\$0	\$0	\$13,782
PORT PROTECTION COMMUNITY	0	0.00	\$46	\$13,736	\$0	\$0	\$0	\$13,782
PORTAGE CREEK VILLAGE COU	0	0.00	\$46	\$13,736	\$0	\$0	\$0	\$13,782

TOTAL APPROPRIATION = \$38,401,272
 MISC. SHARING APPROPRIATION = \$13,065,600
 TAX EQUALIZATION APPROPRIAT = \$24,345,712
 HOSPITAL CONST. APPROPRIAT. = \$489,960

MISC. SHARING PRORATION FACTOR = 0.54945748138743
 TAX EQUALIZATION PRORATION FACTOR = 0.4523694923454
 MINIMUM ENT. PRORATION FACTOR = 0.93328577100055
 HOSPITAL CONST. PRORATION FACTOR = 1.00000000000000

NAME	POP.	MILL RATE EQV.	PRIOR YEAR ADJUSTMENT	MISCELLANEOUS ENTITLEMENT	TAX EQUALIZATION ENTITLEMENT	MINIMUM ENTITLEMENT ADD ON	HOSPITAL CONSTRUCTION ENTITLEMENT	TOTAL FY ENTITLEMENT
UNINCORPORATED								
RAMPART VILLAGE COUNCIL	0	0.00	\$46	\$13,736	\$0	\$0	\$0	\$13,782
RED DEVIL VILLAGE COUNCIL	0	0.00	\$46	\$13,736	\$0	\$0	\$0	\$13,782
SLEETMUTE VILLAGE COUNCIL	0	0.00	\$46	\$13,736	\$0	\$0	\$0	\$13,782
STEVENS VILLAGE IRA COUNC	0	0.00	\$46	\$13,736	\$0	\$0	\$0	\$13,782
TAKOTNA COMMUNITY ASSOC.,	C	0.00	\$46	\$13,736	\$0	\$0	\$0	\$13,782
TANACROSS VILLAGE COUNCIL	0	0.00	\$46	\$13,736	\$0	\$0	\$0	\$13,782
TATITLEK IPA COUNCIL	0	0.00	\$46	\$13,736	\$0	\$0	\$0	\$13,782
TAZLINA VILLAGE COUNCIL	0	0.00	\$46	\$13,736	\$0	\$0	\$0	\$13,782
TELIDA VILLAGE COUNCIL	0	0.00	\$46	\$13,736	\$0	\$0	\$0	\$13,782
TETLIN IPA COUNCIL	C	0.00	\$46	\$13,736	\$0	\$0	\$0	\$13,782
TOK COMMUNITY UMBRELLA CO	0	0.00	\$46	\$13,736	\$0	\$0	\$0	\$13,782
TRI-VALLEY COMM. LIBRARY	C	0.00	\$46	\$13,736	\$0	\$0	\$0	\$13,782
TUNTUTULIAK VILLAGE COUNC	0	0.00	\$46	\$13,736	\$0	\$0	\$0	\$13,782
TWIN HILLS VILLAGE COUNCI	0	0.00	\$46	\$13,736	\$0	\$0	\$0	\$13,782
VENETIE VILLAGE COUNCIL	0	0.00	\$46	\$13,736	\$0	\$0	\$0	\$13,782

TOTAL APPROPRIATION = \$39,401,272
 MISC. SHARING APPROPRIATION = \$13,065,600
 TAX EQUALIZATION APPROPRIAT = \$24,945,712
 HOSPITAL CONST. APPROPRIAT. = \$489,960

MISC. SHARING PRORATION FACTOR = 0.54945748138743
 TAX EQUALIZATION PRORATION FACTOR = 0.04523694923456
 MINIMUM ENT. PRORATION FACTOR = 0.93328577100055
 HOSPITAL CONST. PRORATION FACTOR = 1.00000000000000

NAME	POP.	MILL RATE EQV.	PRIOR YEAR ADJUSTMENT	MISCELLANEOUS ENTITLEMENT	TAX EQUALIZATION ENTITLEMENT	MINIMUM ENTITLEMENT ADD ON	HOSPITAL CONSTRUCTION ENTITLEMENT	TOTAL FY ENTITLEMENT
VOLUNTEER FIRE DEPT.								
ARCTIC VILLAGE VFD	137	0.00	\$3	\$1,048	\$0	\$0	\$0	\$1,051
ATKA VFD	79	0.00	\$1	\$561	\$0	\$0	\$0	\$562
BETTLES VFD	33	0.00	\$0	\$252	\$0	\$0	\$0	\$252
BIRCH CREEK VFD	50	0.00	\$1	\$382	\$0	\$0	\$0	\$383
CANTWELL VFD	241	0.00	\$6	\$1,843	\$0	\$0	\$0	\$1,849
CHALKYITSIK VFD	0	0.00	\$0	\$0	\$0	\$0	\$0	\$0
CHIGNIK LAKE VFD	167	0.00	\$3	\$1,186	\$0	\$0	\$0	\$1,189
CHITINA VFD	85	0.00	\$1	\$540	\$0	\$0	\$0	\$541
CIRCLE VFD	56	0.00	\$1	\$428	\$0	\$0	\$0	\$429
COPPER CENTER VFD	472	0.00	\$10	\$3,004	\$0	\$0	\$0	\$3,014
CORDOVA VFD	441	0.00	\$9	\$2,807	\$0	\$0	\$0	\$2,816
CROOKED CREEK VFD	118	0.00	\$3	\$902	\$0	\$0	\$0	\$905
RURAL DELTANA FIRE PROT.	2,226	0.00	\$57	\$17,034	\$0	\$0	\$0	\$17,091
EGEGIK VFD	95	0.00	\$2	\$682	\$0	\$0	\$0	\$684
FALSE PASS VFD	75	0.00	\$1	\$532	\$0	\$0	\$0	\$533
GLENNALLEN VFD	929	0.00	\$19	\$5,914	\$0	\$0	\$0	\$5,933
GUSTAVUS VFD	151	0.00	\$3	\$892	\$0	\$0	\$0	\$895
TRI-VALLEY VOLUNTEER FIRE	757	0.00	\$19	\$5,792	\$0	\$0	\$0	\$5,811
HYDABURG VOLUNTEER FIRE D	50	0.00	\$0	\$274	\$0	\$0	\$0	\$274
HYDER VFD	95	0.00	\$1	\$521	\$0	\$0	\$0	\$522
ILIAMNA VFD	137	0.00	\$3	\$973	\$0	\$0	\$0	\$976
KENNY LAKE LEAGUE VFD	560	0.00	\$11	\$3,564	\$0	\$0	\$0	\$3,575
KIPNUK VFD	502	0.00	\$12	\$3,702	\$0	\$0	\$0	\$3,714
KLUKWAN VFD	192	0.00	\$3	\$1,135	\$0	\$0	\$0	\$1,138
KOLIGANEK VFD	183	0.00	\$4	\$1,300	\$0	\$0	\$0	\$1,304
KONGIGANAK VFD	251	0.00	\$6	\$1,851	\$0	\$0	\$0	\$1,857
KWIGILLINGOK VFD	257	0.00	\$6	\$1,895	\$0	\$0	\$0	\$1,901
LEVELOCK VFD	125	0.00	\$2	\$888	\$0	\$0	\$0	\$890
LIME VILLAGE VFD	48	0.00	\$1	\$367	\$0	\$0	\$0	\$368
MCKINLEY VFD	199	0.00	\$5	\$1,514	\$0	\$0	\$0	\$1,519
MENTASTA VFD	100	0.00	\$1	\$549	\$0	\$0	\$0	\$550

TOTAL APPROPRIATION = \$38,401,272
 MISC. SHARING APPROPRIATION = \$13,065,600
 TAX EQUALIZATION APPROPRIAT = \$24,845,712
 HOSPITAL CONST. APPROPRIAT. = \$489,960

MISC. SHARING PRORATION FACTOR = 0.34945748138743
 TAX EQUALIZATION PRORATION FACTOR = 004.523694923456
 MINIMUM ENT. PRORATION FACTOR = 0.93325577100055
 HOSPITAL CONST. PRORATION FACTOR = 1.00000000000000

NAME	POP.	MILL RATE EQV.	PRIOR YEAR ADJUSTMENT	MISCELLANEOUS ENTITLEMENT	TAX EQUALIZATION ENTITLEMENT	MINIMUM ENTITLEMENT ADD ON	HOSPITAL CONSTRUCTION ENTITLEMENT	TOTAL FY ENTITLEMENT
VOLUNTEER FIRE DEPT.								
METLAKATLA VFD	1,439	0.00	\$26	\$7,906	\$0	\$0	\$0	\$7,932
MEYERS CHUCK VFD	46	0.00	\$0	\$252	\$0	\$0	\$0	\$252
MINTO VFD	231	0.00	\$5	\$1,767	\$0	\$0	\$0	\$1,772
NELSON LAGOON VFD	62	0.00	\$1	\$440	\$0	\$0	\$0	\$441
NCATAK VFD	273	0.00	\$7	\$2,089	\$0	\$0	\$0	\$2,076
NORTHWAY VFD	340	0.00	\$8	\$2,601	\$0	\$0	\$0	\$2,609
PELICAN VFD	32	0.00	\$0	\$139	\$0	\$0	\$0	\$139
PEPRYVILLE VFD	151	0.00	\$3	\$1,073	\$0	\$0	\$0	\$1,075
PILOT POINT VFD	67	0.00	\$1	\$475	\$0	\$0	\$0	\$475
PITKA'S POINT VFD	92	0.00	\$2	\$678	\$0	\$0	\$0	\$680
PORT PROTECTION VFD	66	0.00	\$1	\$352	\$0	\$0	\$0	\$363
SLEETMUTE VFD	117	0.00	\$3	\$895	\$0	\$0	\$0	\$893
STEVENS VILLAGE VFD	88	0.00	\$2	\$673	\$0	\$0	\$0	\$675
TAKOTNA VFD	51	0.00	\$1	\$390	\$0	\$0	\$0	\$391
TANACROSS VFD	117	0.00	\$3	\$895	\$0	\$0	\$0	\$893
TELIDA VFD	29	0.00	\$0	\$221	\$0	\$0	\$0	\$221
TCK VFD	1,181	0.00	\$30	\$9,038	\$0	\$0	\$0	\$9,068
TUNTUTULIAK VFD	292	0.00	\$7	\$2,153	\$0	\$0	\$0	\$2,160
TWIN HILLS VFD	61	0.00	\$1	\$433	\$0	\$0	\$0	\$434
WHALE PASS VFD	48	0.00	\$0	\$263	\$0	\$0	\$0	\$263
YAKUTAT VFD	182	0.00	\$3	\$1,076	\$0	\$0	\$0	\$1,079

JMRS0901-R01

DEPARTMENT OF COMMUNITY & REGIONAL AFFAIRS
FY 87 FINAL SHARING RUN

PAGE: 01
JAN 16, 1987

TOTAL APPROPRIATION = \$47,879,100
MISC. SHARING APPROPRIATION = \$16,332,000
TAX EQUALIZATION APPROPRIAT = \$31,057,140
HOSPITAL CONST. APPROPRIAT. = \$489,960

MISC. SHARING PRORATION FACTOR = 0.69211179020925
TAX EQUALIZATION PRORATION FACTOR = 005.654614694289
MINIMUM ENT. PRORATION FACTOR = 0.95496430332323
HOSPITAL CONST. PRORATION FACTOR = 1.00000000000000

NAME	POP.	MILL RATE EQV.	PRIOR YEAR ADJUSTMENT	MISCELLANEOUS ENTITLEMENT	TAX EQUALIZATION ENTITLEMENT	MINIMUM ENTITLEMENT ADD ON	HOSPITAL CONSTRUCTION ENTITLEMENT	TOTAL FY ENTITLEMENT
MUNICIPALITIES								
AKHIOK	103	1.91	\$69	\$5,773	\$1,068	\$19,116	\$0	\$26,026
AKHIOK	103	0.00	\$69	\$5,773	\$1,068	\$19,116	\$0	\$26,026
TOTALS	103	0.00	\$69	\$5,773	\$1,068	\$19,116	\$0	\$26,026
AKIAK	247	1.53	\$87	\$10,452	\$2,046	\$20,022	\$0	\$32,607
AKIAK	247	0.00	\$87	\$10,452	\$2,046	\$20,022	\$0	\$32,607
TOTALS	247	0.00	\$87	\$10,452	\$2,046	\$20,022	\$0	\$32,607
AKUTAN	189	14.60	\$83	\$0	\$14,908	\$15,981	\$0	\$30,972
AKUTAN	189	0.00	\$83	\$0	\$14,908	\$15,981	\$0	\$30,972
TOTALS	189	0.00	\$83	\$0	\$14,908	\$15,981	\$0	\$30,972
ALAKANUK	555	5.98	\$177	\$48,083	\$17,932	\$0	\$0	\$66,192
ALAKANUK	555	0.00	\$177	\$48,083	\$17,932	\$0	\$0	\$66,192
TOTALS	555	0.00	\$177	\$48,083	\$17,932	\$0	\$0	\$66,192
ALEKNAGIK	232	3.17	\$103	\$34,253	\$3,979	\$0	\$0	\$38,335
ALEKNAGIK	232	0.00	\$103	\$34,253	\$3,979	\$0	\$0	\$38,335
TOTALS	232	0.00	\$103	\$34,253	\$3,979	\$0	\$0	\$38,335
ALLAKAKET	189	0.14	\$91	\$12,531	\$150	\$21,134	\$0	\$33,906
ALLAKAKET	189	0.00	\$91	\$12,531	\$150	\$21,134	\$0	\$33,906
TOTALS	189	0.00	\$91	\$12,531	\$150	\$21,134	\$0	\$33,906
AMBLER	275	6.47	\$92	\$20,291	\$9,616	\$4,258	\$0	\$34,257
AMBLER	275	0.00	\$92	\$20,291	\$9,616	\$4,258	\$0	\$34,257
TOTALS	275	0.00	\$92	\$20,291	\$9,616	\$4,258	\$0	\$34,257

TOTAL APPROPRIATION = \$47,979,100
 MISC. SHARING APPROPRIATION = \$16,332,000
 TAX EQUALIZATION APPROPRIAT = \$31,057,140
 HOSPITAL CONST. APPROPRIAT. = \$489,960

MISC. SHARING PRORATION FACTOR = 0.69211179020925
 TAX EQUALIZATION PRORATION FACTOR = 0.654614694288
 MINIMUM ENT. PRORATION FACTOR = 0.95496430332329
 HOSPITAL CONST. PRORATION FACTOR = 1.00000000000000

NAME	POP.	MILL RATE EQV.	PRIOR YEAR ADJUSTMENT	MISCELLANEOUS ENTITLEMENT	TAX EQUALIZATION ENTITLEMENT	MINIMUM ENTITLEMENT ADD ON	HOSPITAL CONSTRUCTION ENTITLEMENT	TOTAL FY ENTITLEMENT
MUNICIPALITIES								
ANAKTUVUK PASS								
ANAKTUVUK PASS	234	0.14	\$89	\$0	\$183	\$33,068	\$0	\$33,340
TOTALS	234	0.00	\$89	\$0	\$183	\$33,068	\$0	\$33,340
ANCHORAGE								
MUNICIPALITY OF ANCHORAGE	248,263	4.10	\$18,322	\$1,292,864	\$5,503,061	\$0	\$0	\$6,914,247
ANCHORAGE-CITY SERVICE AR	77,520	0.07	\$80	\$0	\$29,801	\$0	\$0	\$29,881
ANCHORAGE-CHUGIAK	3,535	0.01	\$1	\$0	\$722	\$0	\$0	\$723
ANCHORAGE-GIRDWOOD	1,238	1.08	\$68	\$18,237	\$7,273	\$0	\$0	\$25,578
ANCHORAGE GLEN ALPS	384	0.70	\$66	\$23,341	\$1,463	\$0	\$0	\$24,870
ANCHORAGE-FIRE SERVICE AR	235,119	0.75	\$2,592	\$0	\$961,456	\$0	\$0	\$964,048
ANCHORAGE-ROADS AND DRAIN	206,427	0.88	\$5,102	\$903,240	\$989,454	\$0	\$0	\$1,897,796
ANCHORAGE-LIMITED ROAD S.	23,662	0.42	\$1,274	\$413,952	\$53,810	\$0	\$0	\$474,036
ANCHORAGE-POLICE SERVICE	213,979	1.55	\$4,851	\$0	\$1,799,534	\$0	\$0	\$1,804,385
ANCHORAGE-PARKS AND REC	220,791	0.38	\$1,232	\$0	\$456,759	\$0	\$0	\$458,191
ANCHORAGE-CH/ER REC	25,067	0.20	\$74	\$0	\$27,593	\$0	\$0	\$27,667
ANCHORAGE-SOLID WASTE S.A	222,002	0.27	\$889	\$0	\$330,082	\$0	\$0	\$330,971
ANCHORAGE-BUILDING SAFETY	220,764	0.18	\$593	\$0	\$216,257	\$0	\$0	\$216,840
ANCHORAGE-SERVICE AREA #3	206,423	0.15	\$474	\$0	\$175,995	\$0	\$0	\$176,469
ANCHORAGE-PORT OF ANCHORA	248,263	0.20	\$758	\$0	\$281,337	\$0	\$0	\$282,095
ANCHORAGE-AIRPORT SERVICE	248,263	0.03	\$133	\$0	\$49,512	\$0	\$0	\$49,645
ANCHORAGE-PARKING SERVICE	248,263	0.09	\$340	\$0	\$126,229	\$0	\$0	\$126,569
ANCHORAGE-SPORTS ARENA	248,263	0.00	\$0	\$0	\$0	\$0	\$0	\$0
ANCHORAGE-EQUIPMENT MAINT	248,263	0.00	\$2	\$0	\$809	\$0	\$0	\$811
ANCHORAGE-HERITAGE L.S.	248,263	0.03	\$120	\$0	\$44,760	\$0	\$0	\$44,880
EGAN CENTER	248,263	0.00	\$0	\$0	\$0	\$0	\$0	\$0
FIRE LAKE ARENA	25,067	0.00	\$0	\$0	\$0	\$0	\$0	\$0
BOEKE ARENA	220,791	0.00	\$0	\$0	\$0	\$0	\$0	\$0
ANDERSON ARENA	220,791	0.00	\$0	\$0	\$0	\$0	\$0	\$0
TOTALS	4,114,659	0.00	\$36,961	\$2,656,634	\$11,056,107	\$0	\$0	\$13,749,702

TOTAL APPROPRIATION = \$47,879,100
 MISC. SHARING APPROPRIATION = \$16,332,000
 TAX EQUALIZATION APPROPRIATION = \$31,057,140
 HOSPITAL CONST. APPROPRIATION = \$489,960

MISC. SHARING PRORATION FACTOR = 0.69211179020625
 TAX EQUALIZATION PRORATION FACTOR = 0.05654614694299
 MINIMUM ENT. PRORATION FACTOR = 0.95496430332329
 HOSPITAL CONST. PRORATION FACTOR = 1.00000000000000

NAME	POP.	MILL RATE %	PRIOR YEAR ADJUSTMENT	MISCELLANEOUS ENTITLEMENT	TAX EQUALIZATION ENTITLEMENT	MINIMUM ENTITLEMENT ADD ON	HOSPITAL CONSTRUCTION ENTITLEMENT	TOTAL FY ENTITLEMENT
MUNICIPALITIES								
ANDERSON								
ANDERSON	775	1.08	\$93	\$28,726	\$4,557	\$1,262	\$0	\$34,638
TOTALS	775	0.00	\$93	\$28,726	\$4,557	\$1,262	\$0	\$34,638
ANGOON								
ANGOON	639	2.53	(\$8,294)	\$15,043	\$8,731	\$1,672	\$0	\$17,152
TOTALS	639	0.00	\$8,294	\$15,043	\$8,731	\$1,672	\$0	\$17,152
ANIAX								
ANIAX	518	0.15	\$272	\$100,638	\$421	\$0	\$0	\$101,331
TOTALS	518	0.00	\$272	\$100,638	\$421	\$0	\$0	\$101,331
ANVIK								
ANVIK	114	0.00	\$91	\$13,856	\$0	\$20,019	\$0	\$33,966
TOTALS	114	0.00	\$91	\$13,856	\$0	\$20,019	\$0	\$33,966
ATGASUK								
ATGASUK	248	0.17	\$89	\$0	\$236	\$33,015	\$0	\$33,340
TOTALS	248	0.00	\$89	\$0	\$236	\$33,015	\$0	\$33,340
BARROW								
BARROW	3,075	2.86	(\$18,179)	\$0	\$47,513	\$0	\$0	\$29,334
TOTALS	3,075	0.00	\$18,179	\$0	\$47,513	\$0	\$0	\$29,334
BETHEL								
BETHEL	4,462	16.26	\$1,826	\$285,390	\$391,949	\$0	\$0	\$679,165
TOTALS	4,462	0.00	\$1,826	\$285,390	\$391,949	\$0	\$0	\$679,165

TOTAL APPROPRIATION = \$47,870,100
 MISC. SHARING APPROPRIATION = \$16,332,000
 TAX EQUALIZATION APPROPRIATION = \$31,057,140
 HOSPITAL CONST. APPROPRIATION = \$489,960

MISC. SHARING PROPORTION FACTOR = 0.69211179020925
 TAX EQUALIZATION PROPORTION FACTOR = 0.05654614694289
 MINIMUM ENT. PROPORTION FACTOR = 0.95496470332728
 HOSPITAL CONST. PROPORTION FACTOR = 1.00000000000000

NAME	POP.	MILL RATE EQV.	PRIOR YEAR ADJUSTMENT	MISCELLANEOUS ENTITLEMENT	TAX EQUALIZATION ENTITLEMENT	MINIMUM ENTITLEMENT ADD ON	HOSPITAL CONSTRUCTION ENTITLEMENT	TOTAL FY ENTITLEMENT
MUNICIPALITIES								
BETTLES								
BETTLES	55	0.00	\$11	\$43,378	\$0	\$0	\$0	\$43,494
TOTALS	55	0.00	\$116	\$43,378	\$0	\$0	\$0	\$43,494
BREVIK MISSION								
BREVIK MISSION	158	3.42	\$90	\$7,711	\$2,921	\$22,966	\$0	\$33,693
TOTALS	158	0.00	\$90	\$7,711	\$2,921	\$22,966	\$0	\$33,693
BRISTOL BAY BOROUGH								
BRISTOL BAY BOROUGH	1,271	11.79	\$313	\$35,148	\$80,950	\$0	\$0	\$116,411
TOTALS	1,271	0.00	\$313	\$35,148	\$80,950	\$0	\$0	\$116,411
BUCKLAND								
BUCKLAND	259	2.11	\$89	\$0	\$2,964	\$30,287	\$0	\$33,340
TOTALS	259	0.00	\$89	\$0	\$2,964	\$30,287	\$0	\$33,340
CHEFORNAK								
CHEFORNAK	275	2.65	\$87	\$7,433	\$3,936	\$21,015	\$0	\$32,471
TOTALS	275	0.00	\$87	\$7,433	\$3,936	\$21,015	\$0	\$32,471
CHEVAK								
CHEVAK	548	3.05	\$87	\$12,287	\$9,044	\$11,272	\$0	\$32,690
TOTALS	548	0.00	\$87	\$12,287	\$9,044	\$11,272	\$0	\$32,690
CHIGNIK								
CHIGNIK	132	4.70	\$84	\$9,648	\$3,352	\$18,323	\$0	\$31,407
TOTALS	132	0.00	\$84	\$9,648	\$3,352	\$18,323	\$0	\$31,407

TOTAL APPROPRIATION = \$47,879,100
 MISC. SHARING APPROPRIATION = \$16,332,000
 TAX EQUALIZATION APPROPRIATION = \$31,057,140
 HOSPITAL CONST. APPROPRIATION = \$489,960

MISC. SHARING PRORATION FACTOR = 0.69211179020925
 TAX EQUALIZATION PRORATION FACTOR = 005.454614694298
 MINIMUM ENT. PRORATION FACTOR = 0.95496430332323
 HOSPITAL CONST. PRORATION FACTOR = 1.00000000000000

NAME	POP.	MILL RATE EV.	PRIOR YEAR ADJUSTMENT	MISCELLANEOUS ENTITLEMENT	TAX EQUALIZATION ENTITLEMENT	MINIMUM ENTITLEMENT ADD ON	HOSPITAL CONSTRUCTION ENTITLEMENT	TOTAL FY ENTITLEMENT

MUNICIPALITIES								
CHUATHBALUK								
CHUATHBALUK	123	3.21	\$92	\$26,026	\$2,132	\$6,265	\$0	\$34,515
TOTALS	123	0.00	\$92	\$26,026	\$2,132	\$6,265	\$0	\$34,515
CLARK'S POINT								
CLARK'S POINT	30	4.30	\$84	\$11,082	\$1,857	\$18,449	\$0	\$31,472
TOTALS	30	0.00	\$84	\$11,082	\$1,857	\$18,449	\$0	\$31,472
COLD BAY								
COLD BAY	250	0.00	\$84	\$10,745	\$0	\$20,629	\$0	\$31,458
TOTALS	250	0.00	\$84	\$10,745	\$0	\$20,629	\$0	\$31,458
COPDOVA								
COPDOVA	2,520	15.65	\$1,217	\$238,479	\$212,979	\$0	\$0	\$452,675
TOTALS	2,520	0.00	\$1,217	\$238,479	\$212,979	\$0	\$0	\$452,675
CRAIG								
CRAIG	1,167	14.37	\$331	\$32,390	\$90,600	\$0	\$0	\$123,321
TOTALS	1,167	0.00	\$331	\$32,390	\$90,600	\$0	\$0	\$123,321
DEERING								
DEERING	148	6.47	\$91	\$14,941	\$5,177	\$13,805	\$0	\$34,014
TOTALS	148	0.00	\$91	\$14,941	\$5,177	\$13,805	\$0	\$34,014
DELTA JUNCTION								
DELTA JUNCTION	1,207	1.19	\$169	\$54,893	\$7,797	\$0	\$0	\$62,859
TOTALS	1,207	0.00	\$169	\$54,893	\$7,797	\$0	\$0	\$62,859

TOTAL APPROPRIATION = \$47,279,100
 MISC. SHARING APPROPRIATION = \$16,332,000
 TAX EQUALIZATION APPROPRIAT = \$31,057,140
 HOSPITAL CONST. APPROPRIAT. = \$489,960

MISC. SHARING PRORATION FACTOR = 0.49211179020925
 TAX EQUALIZATION PRORATION FACTOR = 0.654614694288
 MINIMUM ENT. PRORATION FACTOR = 0.95496430332329
 HOSPITAL CONST. PRORATION FACTOR = 1.00000000000000

NAME	POP.	MILL RATE EQV.	PRIOR YEAR ADJUSTMENT	MISCELLANEOUS ENTITLEMENT	TAX EQUALIZATION ENTITLEMENT	MINIMUM ENTITLEMENT ADD ON	HOSPITAL CONSTRUCTION ENTITLEMENT	TOTAL FY ENTITLEMENT
MUNICIPALITIES								
DILLINGHAM DILLINGHAM TOTALS	2,153 2,153	20.42 0.00	\$730 \$730	\$32,865 \$32,865	\$238,121 \$238,121	\$0 \$0	\$0 \$0	\$271,716 \$271,716
DIOMEDE DIOMEDE TOTALS	157 157	2.79 0.00	\$83 \$83	\$0 \$0	\$2,364 \$2,364	\$28,525 \$28,525	\$0 \$0	\$30,972 \$30,972
EAGLE EAGLE TOTALS	185 185	0.49 0.00	\$76 \$76	\$16,118 \$16,118	\$496 \$496	\$11,773 \$11,773	\$0 \$0	\$28,463 \$28,463
EEK EEK TOTALS	259 259	0.76 0.00	\$87 \$87	\$10,150 \$10,150	\$1,068 \$1,068	\$21,289 \$21,289	\$0 \$0	\$32,594 \$32,594
EKWOK EKWOK TOTALS	107 107	1.16 0.00	\$85 \$85	\$17,238 \$17,238	\$674 \$674	\$13,754 \$13,754	\$0 \$0	\$31,751 \$31,751
ELIM ELIM TOTALS	257 257	1.08 0.00	\$91 \$91	\$18,074 \$18,074	\$1,500 \$1,500	\$14,491 \$14,491	\$0 \$0	\$34,156 \$34,156
EMMONAK EMMONAK TOTALS	641 641	11.58 0.00	(\$17,917) \$17,917	\$41,765 \$41,765	\$40,094 \$40,094	\$0 \$0	\$0 \$0	\$63,942 \$63,942

TOTAL APPROPRIATION = \$47,879,100
 MISC. SHARING APPROPRIATION = \$16,332,000
 TAX EQUALIZATION APPROPRIAT = \$31,057,140
 HOSPITAL CONST. APPROPRIAT. = \$489,960

MISC. SHARING PRORATION FACTOR = 0.69211179020925
 TAX EQUALIZATION PRORATION FACTOR = 0.95496430332329
 MINIMUM ENT. PRORATION FACTOR = 0.95496430332329
 HOSPITAL CONST. PRORATION FACTOR = 1.00000000000000

NAME	POP.	MILL RATE EQV.	PRIOR YEAR ADJUSTMENT	MISCELLANEOUS ENTITLEMENT	TAX EQUALIZATION ENTITLEMENT	MINIMUM ENTITLEMENT ADD ON	HOSPITAL CONSTRUCTION ENTITLEMENT	TOTAL FY ENTITLEMENT
MUNICIPALITIES								
FAIRBANKS								
FAIRBANKS	25,511	5.26	\$3,926	\$731,498	\$724,814	\$0	\$0	\$1,460,238
TOTALS	25,511	0.00	\$3,926	\$731,498	\$724,814	\$0	\$0	\$1,460,238
FAIRBANKS NORTH STAR BOROUGH								
FAIRBANKS NORTHSTAR BORO	74,176	5.09	\$7,100	\$594,906	\$2,038,823	\$0	\$0	\$2,640,829
FBKS-ESTER F.P.	1,053	0.64	\$9	\$0	\$3,655	\$0	\$0	\$3,654
FBKS-NORTH STAR F.P.	11,373	0.64	\$106	\$0	\$39,565	\$0	\$0	\$39,571
FBKS-UNIVERSITY F.P.	12,263	1.21	\$217	\$0	\$80,513	\$0	\$0	\$80,730
FBKS-BOR. STEESE VOL. FSA	4,821	1.16	\$81	\$0	\$30,303	\$0	\$0	\$30,354
FBKS-BOR. MOOSE CREEK FSA	696	0.55	\$5	\$0	\$2,067	\$0	\$0	\$2,072
FBKS-BOR. CHENA GOLDSTREA	3,729	1.26	\$58	\$0	\$25,374	\$0	\$0	\$25,442
FBKS-BORO. ROADS	11,844	0.35	\$61	\$0	\$22,711	\$0	\$0	\$22,772
FBKS-BORO. SEWER & WATER	108	3.46	\$5	\$0	\$2,018	\$0	\$0	\$2,023
FBKS-BORO. STREETS & LIGH	2,375	0.24	\$9	\$0	\$3,747	\$0	\$0	\$3,155
TOTALS	122,438	0.00	\$7,660	\$594,906	\$2,248,176	\$0	\$0	\$2,850,742
FORT YUKON								
FORT YUKON	641	3.59	\$608	\$41,715	\$12,457	\$0	\$0	\$53,564
TOTALS	641	0.00	\$608	\$41,715	\$12,457	\$0	\$0	\$53,564
GALENA								
GALENA	998	13.86	\$330	\$47,939	\$74,718	\$0	\$0	\$122,987
TOTALS	998	0.00	\$330	\$47,939	\$74,718	\$0	\$0	\$122,987
GAMBELL								
GAMBELL	500	6.96	\$97	\$17,351	\$18,812	\$0	\$0	\$36,260
TOTALS	500	0.00	\$97	\$17,351	\$18,812	\$0	\$0	\$36,260

TOTAL APPROPRIATION = \$47,879,100
 MISC. SHARING APPROPRIATION = \$16,332,000
 TAX EQUALIZATION APPROPRIAT = \$31,057,140
 HOSPITAL CONST. APPROPRIAT. = \$439,960

MISC. SHARING PRORATION FACTOR = 0.69211179020925
 TAX EQUALIZATION PRORATION FACTOR = 0.05654414694289
 MINIMUM ENT. PRORATION FACTOR = 0.95495430332329
 HOSPITAL CONST. PRORATION FACTOR = 1.00000000000000

NAME	POP.	MILL RATE EV.	PRIOR YEAR ADJUSTMENT	MISCELLANEOUS ENTITLEMENT	TAX EQUALIZATION ENTITLEMENT	MINIMUM ENTITLEMENT ADD ON	HOSPITAL CONSTRUCTION ENTITLEMENT	TOTAL FY ENTITLEMENT
MUNICIPALITIES								
GOLOVIN								
GOLOVIN	135	1.49	\$95	\$34,461	\$1,090	\$0	\$0	\$35,646
TOTALS	135	0.00	\$95	\$34,461	\$1,090	\$0	\$0	\$35,646
GOODNEWS BAY								
GOODNEWS BAY	247	0.00	\$88	\$14,076	\$0	\$18,608	\$0	\$32,772
TOTALS	247	0.00	\$88	\$14,076	\$0	\$18,608	\$0	\$32,772
GRAYLING								
GRAYLING	211	3.27	\$92	\$24,581	\$3,725	\$6,052	\$0	\$34,459
TOTALS	211	0.00	\$92	\$24,581	\$3,725	\$6,052	\$0	\$34,459
HAINES								
HAINES	1,079	19.93	\$399	\$31,922	\$116,168	\$0	\$0	\$148,489
TOTALS	1,079	0.00	\$399	\$31,922	\$116,168	\$0	\$0	\$148,489
HAINES BROUGH								
HAINES BROUGH	1,347	2.82	\$85	\$3,538	\$28,192	\$0	\$0	\$31,815
TOTALS	1,347	0.00	\$85	\$3,538	\$28,192	\$0	\$0	\$31,815
HOLY CROSS								
HOLY CROSS	262	2.14	\$538	\$39,354	\$3,029	\$0	\$0	\$41,845
TOTALS	262	0.00	\$538	\$39,354	\$3,029	\$0	\$0	\$41,845
HOMER								
HOMER	4,020	13.27	\$959	\$67,607	\$288,243	\$0	\$0	\$356,850
TOTALS	4,020	0.00	\$959	\$67,607	\$288,243	\$0	\$0	\$356,850

TOTAL APPROPRIATION = \$47,879,100
 MISC. SHARING APPROPRIATION = \$16,332,000
 TAX EQUALIZATION APPROPRIAT = \$31,057,140
 HOSPITAL CONST. APPROPRIAT. = \$489,960

MISC. SHARING PRORATION FACTOR = 0.69211179020925
 TAX EQUALIZATION PRORATION FACTOR = 005.654614494289
 MINIMUM ENT. PRORATION FACTOR = 0.95476430332329
 HCSPITAL CONST. PRORATION FACTOR = 1.00000000000000

NAME	POP.	MILL RATE EQV.	PRIOR YEAR ADJUSTMENT	MISCELLANEOUS ENTITLEMENT	TAX EQUALIZATION ENTITLEMENT	MINIMUM ENTITLEMENT ADD ON	HOSPITAL CONSTRUCTION ENTITLEMENT	TOTAL FY ENTITLEMENT

MUNICIPALITIES								
HOONAH								
HOCNAH	906	9.93	(\$26,585)	\$32,034	\$43,717	\$0	\$0
TOTALS	906	0.00		\$26,585	\$32,034	\$43,717	\$0	\$0
HOOPER BAY								
HOCOPER BAY	776	4.95		\$86	\$2,415	\$20,757	\$8,987	\$0
TOTALS	776	0.00		\$86	\$2,415	\$20,757	\$8,987	\$0
HOUSTON								
HOUSTON	821	0.11		\$207	\$76,348	\$517	\$0	\$0
TOTALS	821	0.00		\$207	\$76,348	\$517	\$0	\$0
HUGHES								
HUGHES	97	4.22		\$92	\$21,568	\$2,213	\$10,441	\$0
TOTALS	97	0.00		\$92	\$21,568	\$2,213	\$10,441	\$0
HUSLIA								
HUSLIA	258	0.41		\$137	\$50,367	\$582	\$0	\$0
TOTALS	258	0.00		\$137	\$50,367	\$582	\$0	\$0
HYDABURG								
HYDABURG	475	4.09		\$65	\$5,484	\$10,491	\$8,145	\$0
TOTALS	475	0.00		\$65	\$5,484	\$10,491	\$8,145	\$0
JUNEAU CITY & BOROUGH								
CITY AND BOROUGH OF JUNEA	29,370	20.65		\$10,715	\$698,254	\$3,276,001	\$0	\$0
JUNEAU SERVICE AREA #1	5,712	7.06		\$587	\$0	\$217,990	\$0	\$0

TOTAL APPROPRIATION = \$47,879,100
 MISC. SHARING APPROPRIATION = \$16,332,000
 TAX EQUALIZATION APPROPRIAT = \$31,057,140
 HOSPITAL CONST. APPROPRIAT. = \$489,960

MISC. SHARING PRORATION FACTOR = 0.69211179020825
 TAX EQUALIZATION PRORATION FACTOR = 0.05454614694298
 MINIMUM ENT. PRORATION FACTOR = 0.95496430332328
 HOSPITAL CONST. PRORATION FACTOR = 1.00000000000000

NAME	PCP.	MILL RATE EQV.	PRIOR YEAR ADJUSTMENT	MISCELLANEOUS ENTITLEMENT	TAX EQUALIZATION ENTITLEMENT	MINIMUM ENTITLEMENT ADD ON	HOSPITAL CONSTRUCTION ENTITLEMENT	TOTAL FY ENTITLEMENT
MUNICIPALITIES								
JUNEAU SERVICE AREA #2	2,047	4.07	\$121	\$0	\$45,040	\$0	\$0	\$45,161
JUNEAU SERVICE AREA #3	21,610	3.94	\$1,210	\$0	\$449,305	\$0	\$0	\$450,015
JUNEAU SERVICE AREA #4	2,819	0.90	\$37	\$0	\$13,726	\$0	\$0	\$13,763
JUNEAU SERVICE AREA #5	15,945	0.56	\$130	\$0	\$48,253	\$0	\$0	\$48,383
JUNEAU SERVICE AREA #6	1,167	0.72	\$12	\$0	\$4,557	\$0	\$0	\$4,569
JUNEAU SERVICE AREA #7	639	0.63	\$7	\$0	\$2,888	\$0	\$0	\$2,895
JUNEAU SERVICE AREA #8	616	1.14	\$10	\$0	\$3,795	\$0	\$0	\$3,805
TOTALS	80,025	0.00	\$12,929	\$698,254	\$4,061,055	\$0	\$0	\$4,772,138
KACHEMAK								
KACHEMAK	325	1.95	\$69	\$0	\$3,428	\$22,269	\$0	\$25,766
TOTALS	325	0.00	\$69	\$0	\$3,428	\$22,269	\$0	\$25,766
KAKE								
KAKE	665	6.16	\$5,997	\$18,130	\$22,144	\$0	\$0	\$34,277
TOTALS	665	0.00	\$5,997	\$18,130	\$22,144	\$0	\$0	\$34,277
KAKTOVIK								
KAKTOVIK	201	0.63	\$89	\$0	\$685	\$32,566	\$0	\$33,340
TOTALS	201	0.00	\$89	\$0	\$685	\$32,566	\$0	\$33,340
KALSKAG (UPPER)								
UPPER KALSKAG	144	0.10	\$95	\$35,184	\$90	\$0	\$0	\$35,359
TOTALS	144	0.00	\$95	\$35,184	\$90	\$0	\$0	\$35,359
KALTAG								
KALTAG	280	1.40	\$4,034	\$30,003	\$2,121	\$2,478	\$0	\$30,568
TOTALS	280	0.00	\$4,034	\$30,003	\$2,121	\$2,478	\$0	\$30,568

TOTAL APPROPRIATION = \$47,879,100
 MISC. SHARING APPROPRIATION = \$16,332,000
 TAX EQUALIZATION APPROPRIATION = \$31,057,140
 HOSPITAL CONST. APPROPRIATION = \$48,960

MISC. SHARING PRORATION FACTOR = 0.69211179020925
 TAX EQUALIZATION PRORATION FACTOR = 0.654614694288
 MINIMUM ENT. PRORATION FACTOR = 0.95496430332328
 HOSPITAL CONST. PRORATION FACTOR = 1.00000000000000

NAME	POP.	MILL RATE EQV.	PRIOR YEAR ADJUSTMENT	MISCELLANEOUS ENTITLEMENT	TAX EQUALIZATION ENTITLEMENT	MINIMUM ENTITLEMENT ADD ON	HOSPITAL CONSTRUCTION ENTITLEMENT	TOTAL FY ENTITLEMENT
MUNICIPALITIES								
KASAAN								
KASAAN	88	1.35	\$65	\$8,339	\$641	\$15,268	\$0	\$24,313
TOTALS	88	0.00	\$65	\$8,339	\$641	\$15,268	\$0	\$24,313
KASIGLUK								
KASIGLUK	413	1.49	\$792	\$8,036	\$3,342	\$21,034	\$0	\$31,620
TOTALS	413	0.00	\$792	\$8,036	\$3,342	\$21,034	\$0	\$31,620
KENAI								
KENAI	6,434	9.09	\$1,285	\$161,140	\$315,692	\$0	\$0	\$473,117
TOTALS	6,434	0.00	\$1,285	\$161,140	\$315,692	\$0	\$0	\$478,117
KENAI PENINSULA BOROUGH								
KENAI PENINSULA BOROUGH	38,919	3.53	\$2,003	\$0	\$742,920	\$0	\$0	\$744,923
KENAI-CENTRAL PEN HOSPITA	24,950	0.56	\$2,028	\$186,247	\$75,998	\$0	\$489,960	\$754,233
KENAI-NIKISKI F.P.	5,183	1.34	\$101	\$0	\$37,734	\$0	\$0	\$37,835
KENAI-BEAR CREEK F.P.	829	0.50	\$6	\$0	\$2,250	\$0	\$0	\$2,256
KENAI-RIDGEWAY FSA	2,135	1.57	\$50	\$0	\$18,623	\$0	\$0	\$18,673
KENAI-CEN. EMSA	13,594	0.65	\$130	\$0	\$48,356	\$0	\$0	\$48,486
E. KENAI PEN. ROAD MAINT.	1	0.00	\$134	\$49,820	\$0	\$0	\$0	\$49,954
KEN-SOUTH PEN HOSP	8,389	1.39	\$672	\$186,247	\$63,098	\$0	\$0	\$250,017
NORTH PEN. RECREATION S.A	5,192	0.37	\$28	\$0	\$10,621	\$0	\$0	\$10,649
ANCHOR PNT. FIRE/EMER. ME	1,580	1.28	\$29	\$0	\$10,993	\$0	\$0	\$11,022
CEN. KEN. PEN. ROAD MAINT	1	0.00	\$1,405	\$521,286	\$0	\$0	\$0	\$522,691
NORTH KEN PEN ROAD MAINT.	1	0.00	\$570	\$211,762	\$0	\$0	\$0	\$212,332
SOUTH KEN PEN ROAD MAINT.	1	0.00	\$839	\$311,386	\$0	\$0	\$0	\$312,225
TOTALS	100,824	0.00	\$7,995	\$1,466,748	\$1,010,593	\$0	\$489,960	\$2,975,295

TOTAL APPROPRIATION = \$47,379,100
 MISC. SHARING APPROPRIATION = \$16,332,000
 TAX EQUALIZATION APPROPRIAT = \$31,057,140
 HOSPITAL CONST. APPROPRIAT. = \$489,960

MISC. SHARING PRORATION FACTOR = 0.69211179020925
 TAX EQUALIZATION PRORATION FACTOR = 005.654614694283
 MINIMUM ENT. PRORATION FACTOR = 0.95496430332328
 HOSPITAL CONST. PRORATION FACTOR = 1.00000000000000

NAME	POP.	MILL RATE EQV.	PRIOR YEAR ADJUSTMENT	MISCELLANEOUS ENTITLEMENT	TAX EQUALIZATION ENTITLEMENT	MINIMUM ENTITLEMENT ADD ON	HOSPITAL CONSTRUCTION ENTITLEMENT	TOTAL FY ENTITLEMENT
MUNICIPALITIES								
KETCHIKAN								
KETCHIKAN	8,414	16.20	\$2,713	\$269,854	\$736,435	\$0	\$0	\$1,009,002
TOTALS	8,414	0.00	\$2,713	\$269,854	\$736,435	\$0	\$0	\$1,009,002
KETCHIKAN GATEWAY BOROUGH								
KETCHIKAN GATEWAY BOROUGH	14,314	6.26	\$1,304	\$0	\$483,932	\$0	\$0	\$485,236
KETCHIKAN SHORELINE	526	1.52	\$11	\$0	\$4,335	\$0	\$0	\$4,346
KETCHIKAN-SOUTHEND FIRE D	1,435	0.75	\$15	\$0	\$5,874	\$0	\$0	\$5,889
MUD BIGHT SERVICE AREA	2	7.13	\$0	\$0	\$75	\$0	\$0	\$75
TOTALS	16,277	0.00	\$1,330	\$0	\$494,216	\$0	\$0	\$495,546
KIANA								
KIANA	434	0.93	\$91	\$14,266	\$2,181	\$17,447	\$0	\$33,985
TOTALS	434	0.00	\$91	\$14,266	\$2,181	\$17,447	\$0	\$33,985
KING COVE								
KING COVE	552	19.05	\$193	\$17,775	\$53,826	\$0	\$0	\$71,794
TOTALS	552	0.00	\$193	\$17,775	\$53,826	\$0	\$0	\$71,794
KIVALINA								
KIVALINA	272	0.79	\$89	\$0	\$1,171	\$32,080	\$0	\$33,340
TOTALS	272	0.00	\$89	\$0	\$1,171	\$32,080	\$0	\$33,340
KLAHOCK								
KLAHOCK	693	19.71	\$251	\$19,379	\$73,763	\$0	\$0	\$93,393
TOTALS	693	0.00	\$251	\$19,379	\$73,763	\$0	\$0	\$93,393

TOTAL APPROPRIATION = \$47,879,100
MISC. SHARING APPROPRIATION = \$16,332,000
TAX EQUALIZATION APPROPRIAT = \$31,057,140
HOSPITAL CONST. APPROPRIAT. = 1459,960

MISC. SHARING PRORATION FACTOR = 0.59211179020325
TAX EQUALIZATION PRORATION FACTOR = 0.5654614694288
MINIMUM ENT. PRORATION FACTOR = 0.95496430332329
HOSPITAL CONST. PRORATION FACTOR = 1.00000000000000

NAME	POP.	MILL RATE EQV.	PRIOR YEAR ADJUSTMENT	MISCELLANEOUS ENTITLEMENT	TAX EQUALIZATION ENTITLEMENT	MINIMUM ENTITLEMENT ADD ON	HOSPITAL CONSTRUCTION ENTITLEMENT	TOTAL FY ENTITLEMENT
MUNICIPALITIES								
KOBUK								
KOBUK	86	7.61	\$91	\$17,760	\$3,536	\$12,755	\$0	\$34,142
TOTALS	86	0.00	\$91	\$17,760	\$3,536	\$12,755	\$0	\$34,142
KODIAK								
KODIAK	6,668	21.96	\$2,210	\$28,737	\$790,979	\$0	\$0	\$821,926
TOTALS	6,668	0.00	\$2,210	\$28,737	\$790,979	\$0	\$0	\$821,926
KODIAK ISLAND BOROUGH								
KODIAK ISLAND BOROUGH	13,952	3.82	\$1,689	\$338,224	\$288,508	\$0	\$0	\$623,421
KODIAK-FIRE DISTRICT #1	2,477	1.01	\$67	\$11,584	\$13,634	\$0	\$0	\$25,285
KODIAK-ROAD DISTRICT	2,015	0.15	\$4	\$0	\$1,678	\$0	\$0	\$1,682
WOMEN'S BAY ROAD SERVICE	566	0.07	\$58	\$21,604	\$232	\$0	\$0	\$21,894
KODIAK-MCNASHKA BAY	266	1.34	\$13	\$3,184	\$1,938	\$0	\$0	\$5,135
WOMEN'S BAY FIRE SERVICE	566	0.98	\$8	\$0	\$3,017	\$0	\$0	\$3,025
TOTALS	19,842	0.00	\$1,839	\$374,596	\$309,007	\$0	\$0	\$685,442
KOTLIK								
KOTLIK	424	2.25	\$87	\$7,433	\$5,156	\$19,795	\$0	\$32,471
TOTALS	424	0.00	\$87	\$7,433	\$5,156	\$19,795	\$0	\$32,471
KOTZEBUE								
KOTZEBUE	3,594	12.56	\$954	\$110,326	\$243,758	\$0	\$0	\$355,038
TOTALS	3,594	0.00	\$954	\$110,326	\$243,758	\$0	\$0	\$355,038
KOYUK								
KOYUK	216	3.72	\$91	\$17,977	\$4,341	\$11,743	\$0	\$34,152
TOTALS	216	0.00	\$91	\$17,977	\$4,341	\$11,743	\$0	\$34,152

TOTAL APPROPRIATION = \$47,879,100
 MISC. SHARING APPROPRIATION = \$16,332,000
 TAX EQUALIZATION APPROPRIAT = \$31,057,140
 HOSPITAL CONST. APPROPRIAT. = \$499,960

MISC. SHARING PRORATION FACTOR = 0.69211179020825
 TAX EQUALIZATION PRORATION FACTOR = 005.554614694282
 MINIMUM ENT. PRORATION FACTOR = 0.95496430332329
 HOSPITAL CONST. PRORATION FACTOR = 1.00000000000000

NAME	POP.	MILL RATE EQV.	PRIOR YEAR ADJUSTMENT	MISCELLANEOUS ENTITLEMENT	TAX EQUALIZATION ENTITLEMENT	MINIMUM ENTITLEMENT ADD ON	HOSPITAL CONSTRUCTION ENTITLEMENT	TOTAL FY ENTITLEMENT
MUNICIPALITIES								
KOYUKUK								
KOYUKUK	131	1.89	\$91	\$16,146	\$1,338	\$16,494	\$0	\$34,069
TOTALS	131	0.00	\$91	\$16,146	\$1,338	\$16,494	\$0	\$34,069
KUPREANOF								
KUPREANOF	41	0.16	\$66	\$0	\$37	\$24,731	\$0	\$24,834
TOTALS	41	0.00	\$66	\$0	\$37	\$24,731	\$0	\$24,834
KWETHLUK								
KWETHLUK	507	0.54	\$87	\$7,433	\$1,500	\$23,452	\$0	\$32,472
TOTALS	507	0.00	\$87	\$7,433	\$1,500	\$23,452	\$0	\$32,472
LARSEN BAY								
LARSEN BAY	215	6.48	\$69	\$0	\$7,532	\$18,165	\$0	\$25,766
TOTALS	215	0.00	\$69	\$0	\$7,532	\$18,165	\$0	\$25,766
LOWER KALSKAG								
LOWER KALSKAG	273	2.56	\$193	\$68,128	\$3,784	\$0	\$0	\$72,105
TOTALS	273	0.00	\$193	\$68,128	\$3,784	\$0	\$0	\$72,105
MANOKOTAK								
MANOKOTAK	299	0.41	\$84	\$8,126	\$674	\$22,455	\$0	\$31,339
TOTALS	299	0.00	\$84	\$8,126	\$674	\$22,455	\$0	\$31,339
MARSHALL								
MARSHALL	270	5.34	\$88	\$19,047	\$7,791	\$6,069	\$0	\$32,995
TOTALS	270	0.00	\$88	\$19,047	\$7,791	\$6,069	\$0	\$32,995

TOTAL APPROPRIATION = \$47,279,100
 MISC. SHARING APPROPRIATION = \$16,332,000
 TAX EQUALIZATION APPROPRIAT = \$31,057,140
 HOSPITAL CONST. APPROPRIAT. = \$489,960

MISC. SHARING PROPATION FACTOR = 0.69211179020925
 TAX EQUALIZATION PRORATION FACTOR= 0.954614694288
 MINIMUM ENT. PRORATION FACTOR = 0.95476430332325
 HOSPITAL CONST. PRORATION FACTOR = 1.00000000000000

NAME	POP.	MILL RATE EQV.	PPOR YEAR ADJUSTMENT	MISCELLANEOUS ENTITLEMENT	TAX EQUALIZATION ENTITLEMENT	MINIYUM ENTITLEMENT ADD ON	HOSPITAL CONSTRUCTION ENTITLEMENT	TOTAL FY ENTITLEMENT
MUNICIPALITIES								
MATANUSKA-SUSITNA BOROUGH	44,280	4.84	\$7,833	\$1,746,120	\$1,159,224	\$0	\$0	\$2,913,177
MATANUSKA-SUSITNA BOROUGH	4,476	0.50	\$33	\$0	\$12,246	\$0	\$0	\$12,279
MAT-SU/MEADOW LAKES F.A.	1,369	0.89	\$17	\$0	\$6,593	\$0	\$0	\$6,610
MAT-SU/BIG LAKE FSA B32	1,158	1.03	\$17	\$0	\$6,441	\$0	\$0	\$6,458
MAT-SU/FISHOOK FSA B32	15,759	0.59	\$136	\$0	\$50,802	\$0	\$0	\$50,938
MAT-SU/WASILLA F.P.	2,358	0.51	\$17	\$0	\$6,619	\$0	\$0	\$6,636
MAT-SU/GREAT PALMER F.P.	4,521	0.62	\$40	\$0	\$15,290	\$0	\$0	\$15,240
MAT-SU/SUTTON F.P.	582	2.00	\$17	\$0	\$6,306	\$0	\$0	\$6,323
MAT-SU/NON AREA WIDE	36,366	0.55	\$294	\$0	\$109,937	\$0	\$0	\$110,233
MAT-SU/TALKEETNA F.P.	746	0.91	\$9	\$0	\$3,698	\$0	\$0	\$3,707
MAT-SU/GARDEN TERRACE	131	2.16	\$4	\$0	\$1,527	\$0	\$0	\$1,531
MAT-SU/LAKES F.P.	4,391	1.14	\$73	\$0	\$27,150	\$0	\$0	\$27,223
MAT-SU BOROUGH/WILLOW F.P	1,340	0.95	\$16	\$0	\$6,188	\$0	\$0	\$6,204
TOTALS	117,477	0.00	\$8,508	\$1,746,120	\$1,411,231	\$0	\$0	\$3,166,559
MCGRATH	510	6.50	\$167	\$44,246	\$17,917	\$0	\$0	\$62,330
MCGRATH	510	0.00	\$167	\$44,246	\$17,917	\$0	\$0	\$62,330
TOTALS	510	0.00	\$167	\$44,246	\$17,917	\$0	\$0	\$62,330
MEKORYUK	173	2.61	\$89	\$23,461	\$2,445	\$7,200	\$0	\$33,195
MEKORYUK	173	0.00	\$89	\$23,461	\$2,445	\$7,200	\$0	\$33,195
TOTALS	173	0.00	\$89	\$23,461	\$2,445	\$7,200	\$0	\$33,195
MOUNTAIN VILLAGE	665	2.53	\$179	\$57,375	\$9,093	\$0	\$0	\$66,647
MOUNTAIN VILLAGE	665	0.00	\$179	\$57,375	\$9,093	\$0	\$0	\$66,647
TOTALS	665	0.00	\$179	\$57,375	\$9,093	\$0	\$0	\$66,647

TOTAL APPROPRIATION = \$47,879,100
 MISC. SHARING APPROPRIATION = \$16,332,000
 TAX EQUALIZATION APPROPRIAT = \$31,057,140
 HOSPITAL CONST. APPROPRIAT. = \$489,960

MISC. SHARING PRORATION FACTOR = 0.69211179020925
 TAX EQUALIZATION PRORATION FACTOR = 0.05654614694288
 MINIMUM ENT. PRORATION FACTOR = 0.95496430332328
 HOSPITAL CONST. PRORATION FACTOR = 1.00000000000000

NAME	POP.	MILL RATE EGV.	PRIOR YEAR ADJUSTMENT	MISCELLANEOUS ENTITLEMENT	TAX EQUALIZATION ENTITLEMENT	MINIMUM ENTITLEMENT ADD ON	HOSPITAL CONSTRUCTION ENTITLEMENT	TOTAL FY ENTITLEMENT
MUNICIPALITIES								
NAPAKIAK								
NAPAKIAK	353	3.52	\$88	\$18,350	\$6,721	\$7,804	\$0	\$32,963
TOTALS	353	0.00	\$88	\$18,350	\$6,721	\$7,804	\$0	\$32,963
NAPASKIAK								
NAPASKIAK	311	0.00	\$87	\$7,433	\$0	\$24,952	\$0	\$32,472
TOTALS	311	0.00	\$87	\$7,433	\$0	\$24,952	\$0	\$32,472
NENANA								
NENANA	552	23.78	\$322	\$48,734	\$70,911	\$0	\$0	\$119,967
TOTALS	552	0.00	\$322	\$48,734	\$70,911	\$0	\$0	\$119,967
NEW STUYAHOK								
NEW STUYAHOK	337	0.70	\$34	\$7,164	\$1,279	\$22,769	\$0	\$31,296
TOTALS	337	0.00	\$34	\$7,164	\$1,279	\$22,769	\$0	\$31,296
NEWHALEN								
NEWHALEN	163	1.87	\$84	\$7,164	\$1,646	\$22,402	\$0	\$31,296
TOTALS	163	0.00	\$84	\$7,164	\$1,646	\$22,402	\$0	\$31,296
NEWTOK								
NEWTOK	207	3.78	\$87	\$7,433	\$4,227	\$20,724	\$0	\$32,471
TOTALS	207	0.00	\$87	\$7,433	\$4,227	\$20,724	\$0	\$32,471
NIGHTMUTE								
NIGHTMUTE	145	3.24	\$87	\$7,433	\$2,537	\$22,414	\$0	\$32,471
TOTALS	145	0.00	\$87	\$7,433	\$2,537	\$22,414	\$0	\$32,471

TOTAL APPROPRIATION = \$47,879,100
MISC. SHARING APPROPRIATION = \$16,332,000
TAX EQUALIZATION APPROPRIAT = \$31,057,140
HOSPITAL CONST. APPROPRIAT. = \$489,960

MISC. SHARING PRORATION FACTOR = 0.69211179020825
TAX EQUALIZATION PRORATION FACTOR = 0.35654614674288
MINIMUM ENT. PRORATION FACTOR = 0.95496430332329
HOSPITAL CONST. PRORATION FACTOR = 1.00000000000000

NAME	POP.	MILL RATE EQV.	PRIOR YEAR ADJUSTMENT	MISCELLANEOUS ENTITLEMENT	TAX EQUALIZATION ENTITLEMENT	MINIMUM ENTITLEMENT ADD ON	HOSPITAL CONSTRUCTION ENTITLEMENT	TOTAL FY ENTITLEMENT
MUNICIPALITIES								
NIKOLAI								
NIKOLAI	119	3.87	\$91	\$17,110	\$2,494	\$14,418	\$0	\$34,117
TOTALS	119	0.00	\$91	\$17,110	\$2,494	\$14,418	\$0	\$34,117
NOME								
NOME	3,876	13.98	\$1,880	\$404,940	\$292,693	\$0	\$0	\$699,513
TOTALS	3,876	0.00	\$1,880	\$404,940	\$292,693	\$0	\$0	\$699,513
NONDALTON								
NONDALTON	247	0.00	\$20,546	\$24,850	\$0	\$7,159	\$0	\$11,463
TOTALS	247	0.00	\$20,546	\$24,850	\$0	\$7,159	\$0	\$11,463
NOORVIK								
NOORVIK	517	3.18	\$10,622	\$71,381	\$8,887	\$0	\$0	\$69,646
TOTALS	517	0.00	\$10,622	\$71,381	\$8,887	\$0	\$0	\$69,646
NORTH POLE								
NORTH POLE	1,640	4.17	\$171	\$26,604	\$36,929	\$0	\$0	\$63,704
TOTALS	1,640	0.00	\$171	\$26,604	\$36,929	\$0	\$0	\$63,704
NORTH SLOPE BOROUGH								
NORTH SLOPE BOROUGH	8,308	10.78	\$2,097	\$294,059	\$483,808	\$0	\$0	\$779,964
TOTALS	8,308	0.00	\$2,097	\$294,059	\$483,808	\$0	\$0	\$779,964
NORTHWEST ARCTIC BOROUGH								
NORTHWEST ARCTIC BOROUGH	6,696	0.00	\$437	\$162,163	\$0	\$0	\$0	\$162,600
TOTALS	6,696	0.00	\$437	\$162,163	\$0	\$0	\$0	\$162,600

TOTAL APPROPRIATION = \$47,879,100
 MISC. SHARING APPROPRIATION = \$16,332,000
 TAX EQUALIZATION APPROPRIATION = \$31,057,140
 HOSPITAL CONST. APPROPRIATION = \$489,960

MISC. SHARING PROPORTION FACTOR = 0.69211179020925
 TAX EQUALIZATION PROPORTION FACTOR = 0.654614694288
 MINIMUM ENT. PROPORTION FACTOR = 0.95496430332329
 HOSPITAL CONST. PROPORTION FACTOR = 1.00000000000000

NAME	POP.	MILL RATE EQV.	PRIOR YEAR ADJUSTMENT	MISCELLANEOUS ENTITLEMENT	TAX EQUALIZATION ENTITLEMENT	MINIMUM ENTITLEMENT ADD ON	HOSPITAL CONSTRUCTION ENTITLEMENT	TOTAL FY ENTITLEMENT
MUNICIPALITIES								
NUIQSUT								
NUIQSUT	304	0.25	\$89	\$0	\$409	\$32,842	\$0	\$33,340
TOTALS	304	0.00	\$89	\$0	\$409	\$32,842	\$0	\$33,340
NULATO								
NULATO	382	6.80	\$122	\$31,232	\$14,044	\$0	\$0	\$45,398
TOTALS	382	0.00	\$122	\$31,232	\$14,044	\$0	\$0	\$45,398
NUNAPITCHUK								
NUNAPITCHUK	365	1.73	\$197	\$69,802	\$3,423	\$0	\$0	\$73,422
TOTALS	365	0.00	\$197	\$69,802	\$3,423	\$0	\$0	\$73,422
OLD HARBOR								
OLD HARBOR	380	1.43	\$70	\$9,349	\$2,953	\$13,816	\$0	\$26,188
TOTALS	380	0.00	\$70	\$9,349	\$2,953	\$13,816	\$0	\$26,188
OUZINKIE								
OUZINKIE	233	2.02	\$69	\$5,773	\$2,547	\$17,637	\$0	\$26,026
TOTALS	233	0.00	\$69	\$5,773	\$2,547	\$17,637	\$0	\$26,026
PALMER								
PALMER	3,116	17.35	\$1,395	\$225,633	\$291,996	\$0	\$0	\$519,024
TOTALS	3,116	0.00	\$1,395	\$225,633	\$291,996	\$0	\$0	\$519,024
PELICAN								
PELICAN	213	11.12	\$70	\$8,008	\$12,797	\$5,253	\$0	\$26,128
TOTALS	213	0.00	\$70	\$8,008	\$12,797	\$5,253	\$0	\$26,128

TOTAL APPROPRIATION = \$47,879,100
 MISC. SHARING APPROPRIATION = \$16,332,000
 TAX EQUALIZATION APPROPRIAT = \$31,057,140
 HOSPITAL CONST. APPROPRIAT. = \$489,960

MISC. SHARING PROPATION FACTOR = 0.69211179020825
 TAX EQUALIZATION PRORATION FACTOR = 005.654614694288
 MINIMUM ENT. PRORATION FACTOR = 0.95496430332325
 HOSPITAL CONST. PRORATION FACTOR = 1.00000000000000

NAME	POP.	MILL RATE EQV.	PRIOR YEAR ADJUSTMENT	MISCELLANEOUS ENTITLEMENT	TAX EQUALIZATION ENTITLEMENT	MINIMUM ENTITLEMENT ADD ON	HOSPITAL CONSTRUCTION ENTITLEMENT	TOTAL FY ENTITLEMENT

MUNICIPALITIES								
PETERSBURG								
PETERSBURG	3,252	31.67	\$2,090	\$215,401	\$556,313	\$0	\$0	\$773,794
TOTALS	3,252	0.00	\$2,090	\$215,401	\$556,313	\$0	\$0	\$773,794
PILOT STATION								
PILOT STATION	419	3.00	\$87	\$12,078	\$6,808	\$13,707	\$0	\$32,680
TOTALS	419	0.00	\$87	\$12,078	\$6,808	\$13,707	\$0	\$32,680
PLATINUM								
PLATINUM	62	3.36	\$87	\$7,433	\$1,127	\$23,824	\$0	\$32,471
TOTALS	62	0.00	\$87	\$7,433	\$1,127	\$23,824	\$0	\$32,471
POINT HOPE								
POINT HOPE	600	1.37	\$89	\$0	\$4,438	\$28,813	\$0	\$33,340
TOTALS	600	0.00	\$89	\$0	\$4,438	\$28,813	\$0	\$33,340
PORT ALEXANDER								
PORT ALEXANDER	96	0.50	\$66	\$0	\$264	\$24,504	\$0	\$24,834
TOTALS	96	0.00	\$66	\$0	\$264	\$24,504	\$0	\$24,834
PORT HEIDEN								
PORT HEIDEN	94	0.00	\$184	\$68,507	\$4	\$0	\$0	\$68,695
TOTALS	94	0.00	\$184	\$68,507	\$4	\$0	\$0	\$68,695
PORT LIONS								
PORT LIONS	291	3.04	\$70	\$7,989	\$4,778	\$13,290	\$0	\$26,127
TOTALS	291	0.00	\$70	\$7,989	\$4,778	\$13,290	\$0	\$26,127

TOTAL APPROPRIATION = \$47,879,100
 MISC. SHARING APPROPRIATION = \$16,332,000
 TAX EQUALIZATION APPROPRIAT = \$31,057,140
 HOSPITAL CONST. APPROPRIAT. = \$429,960

MISC. SHARING PRORATION FACTOR = 0.69211179020925
 TAX EQUALIZATION PRORATION FACTOR = 0.9554614694298
 MINIMUM ENT. PRORATION FACTOR = 0.95496430332329
 HOSPITAL CONST. PRORATION FACTOR = 1.00000000000000

NAME	POP.	MILL RATE EQV.	PRIOR YEAR ADJUSTMENT	MISCELLANEOUS ENTITLEMENT	TAX EQUALIZATION ENTITLEMENT	MINIMUM ENTITLEMENT ADD ON	HOSPITAL CONSTRUCTION ENTITLEMENT	TOTAL FY ENTITLEMENT
MUNICIPALITIES								
QUINHAGAK								
QUINHAGAK	464	2.75 (\$5,366)	\$11,521	\$6,906	\$14,142	\$0	\$27,203
TOTALS	464	0.00	\$5,366	\$11,521	\$6,906	\$14,142	\$0	\$27,203
RUBY								
RUBY	235	0.97	\$90	\$9,976	\$1,230	\$22,494	\$0	\$33,790
TOTALS	233	0.00	\$90	\$9,976	\$1,230	\$22,494	\$0	\$33,790
RUSSIAN MISSION								
RUSSIAN MISSION	231	1.15	\$87	\$11,242	\$1,441	\$19,873	\$0	\$32,643
TOTALS	231	0.00	\$87	\$11,242	\$1,441	\$19,873	\$0	\$32,643
SAINT GEORGE								
SAINT GEORGE	195	16.83	\$165	\$43,611	\$17,722	\$0	\$0	\$61,498
TOTALS	195	0.00	\$165	\$43,611	\$17,722	\$0	\$0	\$61,498
SAINT MARYS								
SAINT MARY'S	563	27.54 (\$1,344)	\$26,271	\$83,725	\$0	\$0	\$108,652
TOTALS	563	0.00	\$1,344	\$26,271	\$83,725	\$0	\$0	\$108,652
SAINT MICHAEL								
SAINT MICHAEL	291	4.49	\$91	\$16,917	\$7,067	\$10,029	\$0	\$34,104
TOTALS	291	0.00	\$91	\$16,917	\$7,067	\$10,029	\$0	\$34,104
SAINT PAUL								
SAINT PAUL	595	12.68 (\$4,966)	\$92,171	\$40,753	\$0	\$0	\$127,958
TOTALS	595	0.00	\$4,966	\$92,171	\$40,753	\$0	\$0	\$127,958

TOTAL APPROPRIATION = \$47,879,100
 MISC. SHARING APPROPRIATION = \$16,332,000
 TAX EQUALIZATION APPROPRIAT = \$31,057,140
 HOSPITAL CONST. APPROPRIAT. = \$489,960

MISC. SHARING PRORATION FACTOR = 0.69211179020825
 TAX EQUALIZATION PRORATION FACTOR = 005.654614694288
 MINIMUM ENT. PRORATION FACTOR = 0.95496430332322
 HOSPITAL CONST. PRORATION FACTOR = 1.00000000000000

NAME	POP.	MILL RATE EQV.	PRIOR YEAR ADJUSTMENT	MISCELLANEOUS ENTITLEMENT	TAX EQUALIZATION ENTITLEMENT	MINIMUM ENTITLEMENT ADD ON	HOSPITAL CONSTRUCTION ENTITLEMENT	TOTAL FY ENTITLEMENT

MUNICIPALITIES								
SAND POINT								
SAND POINT	390	11.91	\$236	\$30,469	\$57,250	\$0	\$0	\$87,955
TOTALS	390	0.00	\$236	\$30,469	\$57,250	\$0	\$0	\$87,955
SAVOONGA								
SAVOONGA	477	1.06	\$91	\$14,700	\$2,748	\$16,465	\$0	\$34,004
TOTALS	477	0.00	\$91	\$14,700	\$2,748	\$16,465	\$0	\$34,004
SAXMAN								
SAXMAN	343	48.57	\$257	\$5,536	\$89,973	\$0	\$0	\$95,766
TOTALS	343	0.00	\$257	\$5,536	\$89,973	\$0	\$0	\$95,766
SCAMMON BAY								
SCAMMON BAY	303	4.96	\$87	\$11,335	\$8,115	\$13,110	\$0	\$32,647
TOTALS	303	0.00	\$87	\$11,335	\$8,115	\$13,110	\$0	\$32,647
SELAWIK								
SELAWIK	589	1.66	\$90	\$7,229	\$5,307	\$21,040	\$0	\$33,666
TOTALS	589	0.00	\$90	\$7,229	\$5,307	\$21,040	\$0	\$33,666
SELDOVIA								
SELDOVIA	678	9.31	\$139	\$17,693	\$34,095	\$0	\$0	\$51,927
TOTALS	678	0.00	\$139	\$17,693	\$34,095	\$0	\$0	\$51,927
SEWARD								
SEWARD	2,279	13.69	\$1,349	\$332,003	\$168,526	\$0	\$0	\$501,878
TOTALS	2,279	0.00	\$1,349	\$332,003	\$168,526	\$0	\$0	\$501,878

TOTAL APPROPRIATION = \$47,879,100
 MISC. SHARING APPROPRIATION = \$16,332,000
 TAX EQUALIZATION APPROPRIAT = \$31,057,140
 HOSPITAL CONST. APPROPRIAT. = \$489,960

MISC. SHARING PRORATION FACTOR = 0.69211179020825
 TAX EQUALIZATION PRORATION FACTOR = 005.654614694288
 MINIMUM ENT. PRORATION FACTOR = 0.95496430332328
 HOSPITAL CONST. PRORATION FACTOR = 1.00000000000000

NAME	POP.	MILL RATE EQV.	PRIOR YEAR ADJUSTMENT	MISCELLANEOUS ENTITLEMENT	TAX EQUALIZATION ENTITLEMENT	MINIMUM ENTITLEMENT ADD ON	HOSPITAL CONSTRUCTION ENTITLEMENT	TOTAL FY ENTITLEMENT
MUNICIPALITIES								
SHAGELUK								
SHAGELUK	167	0.00	\$92	\$23,713	\$0	\$10,606	\$0	\$34,411
TOTALS	167	0.00	\$92	\$23,713	\$0	\$10,606	\$0	\$34,411
SHAKTOOLIK								
SHAKTOOLIK	166	10.49	\$91	\$16,146	\$9,400	\$8,432	\$0	\$34,069
TOTALS	166	0.00	\$91	\$16,146	\$9,400	\$8,432	\$0	\$34,069
SHELDON POINT								
SHELDON POINT	123	2.14	\$87	\$7,433	\$1,424	\$23,527	\$0	\$32,471
TOTALS	123	0.00	\$87	\$7,433	\$1,424	\$23,527	\$0	\$32,471
SHISHMAREF								
SHISHMAREF	444	4.48	\$90	\$4,771	\$10,750	\$17,944	\$0	\$33,555
TOTALS	444	0.00	\$90	\$4,771	\$10,750	\$17,944	\$0	\$33,555
SHUNGNAK								
SHUNGNAK	245	6.60	\$91	\$11,928	\$8,736	\$13,124	\$0	\$33,879
TOTALS	245	0.00	\$91	\$11,928	\$8,736	\$13,124	\$0	\$33,879
SITKA CITY & BOROUGH								
CITY AND BOROUGH OF SITKA	9,221	11.53	\$2,099	\$266,384	\$512,222	\$0	\$0	\$780,705
TOTALS	8,221	0.00	\$2,099	\$266,384	\$512,222	\$0	\$0	\$780,705
SKAGWAY								
SKAGWAY	790	13.19	\$223	\$26,725	\$56,277	\$0	\$0	\$83,225
TOTALS	790	0.00	\$223	\$26,725	\$56,277	\$0	\$0	\$83,225

TOTAL APPROPRIATION = \$47,879,100
 MISC. SHARING APPROPRIATION = \$16,332,000
 TAX EQUALIZATION APPROPRIAT = \$31,057,140
 HOSPITAL CONST. APPROPRIAT. = \$489,960

MISC. SHARING PRORATION FACTOR = 0.69211179020925
 TAX EQUALIZATION PRORATION FACTOR = 005.654614534238
 MINIMUM ENT. PRORATION FACTOR = 0.95496430332329
 HOSPITAL CONST. PRORATION FACTOR = 1.00000000000000

NAME	POF.	MILL RATE EQV.	PRIOR YEAR ADJUSTMENT	MISCELLANEOUS ENTITLEMENT	TAX EQUALIZATION ENTITLEMENT	MINIMUM ENTITLEMENT ADD ON	HOSPITAL CONSTRUCTION ENTITLEMENT	TOTAL FY ENTITLEMENT

MUNICIPALITIES								
SOLDOTNA								
SOLDOTNA	3,597	13.04	\$1,061	\$140,225	\$253,419	\$0	\$0	\$394,705
TOTALS	3,597	0.00	\$1,061	\$140,225	\$253,419	\$0	\$0	\$394,705
STEBBINS								
STEBBINS	384	3.29	\$91	\$18,556	\$6,841	\$8,690	\$0	\$34,179
TOTALS	384	0.00	\$91	\$18,556	\$6,841	\$8,690	\$0	\$34,179
TANANA								
TANANA	420	2.16	\$225	\$78,804	\$4,913	\$0	\$0	\$83,942
TOTALS	420	0.00	\$225	\$78,804	\$4,913	\$0	\$0	\$83,942
TELLER								
TELLER	247	14.45	\$91	\$14,193	\$19,276	\$421	\$0	\$33,981
TOTALS	247	0.00	\$91	\$14,193	\$19,276	\$421	\$0	\$33,981
TENAKEE SPRINGS								
TENAKEE SPRINGS	125	0.70	\$67	\$5,744	\$474	\$18,808	\$0	\$25,093
TOTALS	125	0.00	\$67	\$5,744	\$474	\$18,808	\$0	\$25,093
THORNE BAY								
THORNE BAY	475	1.63	\$132	\$44,814	\$4,200	\$0	\$0	\$49,146
TOTALS	475	0.00	\$132	\$44,814	\$4,200	\$0	\$0	\$49,146
TOGIAK								
TOGIAK	623	1.63	\$86	\$24,783	\$5,502	\$1,720	\$0	\$32,091
TOTALS	623	0.00	\$86	\$24,783	\$5,502	\$1,720	\$0	\$32,091

TOTAL APPROPRIATION = \$47,879,100
 MISC. SHARING APPROPRIATION = \$16,332,000
 TAX EQUALIZATION APPROPRIAT = \$31,057,140
 HOSPITAL CONST. APPROPRIAT. = \$489,960

MISC. SHARING PRORATION FACTOR = 0.69211179020E25
 TAX EQUALIZATION PRORATION FACTOR = 005.654514694298
 MINIMUM ENT. PRORATION FACTOR = 0.95496430332328
 HOSPITAL CONST. PRORATION FACTOR = 1.00000000000000

NAME	POP.	MILL RATE EQV.	PRIOR YEAR ADJUSTMENT	MISCELLANEOUS ENTITLEMENT	TAX EQUALIZATION ENTITLEMENT	MINIMUM ENTITLEMENT ADD ON	HOSPITAL CONSTRUCTION ENTITLEMENT	TOTAL FY ENTITLEMENT
MUNICIPALITIES								
TOKSOOK BAY								
TOKSOOK BAY	396	3.31	\$87	\$7,433	\$7,095	\$17,856	\$0	\$32,471
TOTALS	396	0.00	\$87	\$7,433	\$7,095	\$17,856	\$0	\$32,471
TULUKSAK								
TULUKSAK	321	3.18	\$271	\$95,238	\$5,513	\$0	\$0	\$101,022
TOTALS	321	0.00	\$271	\$95,238	\$5,513	\$0	\$0	\$101,022
TUNUNAK								
TUNUNAK	338	6.53	\$88	\$13,240	\$11,928	\$7,478	\$0	\$32,734
TOTALS	338	0.00	\$88	\$13,240	\$11,928	\$7,478	\$0	\$32,734
UNALAKLEET								
UNALAKLEET	787	6.25	\$929	\$30,654	\$26,583	\$0	\$0	\$56,308
TOTALS	787	0.00	\$929	\$30,654	\$26,583	\$0	\$0	\$56,308
UNALASKA								
UNALASKA	1,922	30.67	\$1,148	\$107,507	\$318,408	\$0	\$0	\$427,063
TOTALS	1,922	0.00	\$1,148	\$107,507	\$318,408	\$0	\$0	\$427,063
VALDEZ								
VALDEZ	3,687	11.69	\$1,358	\$270,999	\$232,759	\$0	\$0	\$505,116
TOTALS	3,687	0.00	\$1,358	\$270,999	\$232,759	\$0	\$0	\$505,116
WAINWRIGHT								
WAINWRIGHT	549	3.30	\$89	\$0	\$9,805	\$23,446	\$0	\$33,340
TOTALS	549	0.00	\$89	\$0	\$9,805	\$23,446	\$0	\$33,340

TOTAL APPROPRIATION = \$47,879,100
 MISC. SHARING APPROPRIATION = \$16,332,000
 TAX EQUALIZATION APPROPRIATION = \$31,057,140
 HOSPITAL CONST. APPROPRIATION = \$489,960

MISC. SHARING PRORATION FACTOR = 0.69211179020825
 TAX EQUALIZATION PRORATION FACTOR = 005.654614694289
 MINIMUM ENT. PRORATION FACTOR = 0.95496430332328
 HOSPITAL CONST. PRORATION FACTOR = 1.00000000000000

NAME	POP.	MILL RATE E2V.	PRIOR YEAR ADJUSTMENT	MISCELLANEOUS ENTITLEMENT	TAX EQUALIZATION ENTITLEMENT	MINIMUM ENTITLEMENT ADD ON	HOSPITAL CONSTRUCTION ENTITLEMENT	TOTAL FY ENTITLEMENT
MUNICIPALITIES								
WALES								
WALES	150	11.60	\$84	\$7,164	\$9,400	\$14,648	\$0	\$31,296
TOTALS	150	0.00	\$84	\$7,164	\$9,400	\$14,648	\$0	\$31,296
WASILLA								
WASILLA	3,977	0.93	\$370	\$117,205	\$20,152	\$0	\$0	\$137,727
TOTALS	3,977	0.00	\$370	\$117,205	\$20,152	\$0	\$0	\$137,727
WHITE MOUNTAIN								
WHITE MOUNTAIN	158	0.27	\$84	\$13,320	\$232	\$17,938	\$0	\$31,574
TOTALS	158	0.00	\$84	\$13,320	\$232	\$17,938	\$0	\$31,574
WHITTIER								
WHITTIER	333	32.22	\$222	\$24,459	\$57,946	\$0	\$0	\$82,627
TOTALS	333	0.00	\$222	\$24,459	\$57,946	\$0	\$0	\$82,627
WRANGELL								
WRANGELL	2,376	15.03	\$1,075	\$205,420	\$193,576	\$0	\$0	\$400,071
TOTALS	2,376	0.00	\$1,075	\$205,420	\$193,576	\$0	\$0	\$400,071
YAKUTAT								
YAKUTAT	462	26.20	\$229	\$19,630	\$65,366	\$0	\$0	\$85,225
TOTALS	462	0.00	\$229	\$19,630	\$65,366	\$0	\$0	\$85,225

TOTAL APPROPRIATION = \$47,879,100
MISC. SHARING APPROPRIATION = \$16,332,000
TAX EQUALIZATION APPROPRIAT = \$31,057,140
HOSPITAL CONST. APPROPRIAT. = \$429,960

MISC. SHARING PRORATION FACTOR = 0.69211179020925
TAX EQUALIZATION PRORATION FACTOR = 005.654614694289
MINIMUM ENT. PRORATION FACTOR = 0.95496430332329
HOSPITAL CONST. PRORATION FACTOR = 1.00000000000000

NAME	POP.	MILL RATE EQV.	PRIOR YEAR ADJUSTMENT	MISCELLANEOUS ENTITLEMENT	TAX EQUALIZATION ENTITLEMENT	MINIMUM ENTITLEMENT ADD ON	HOSPITAL CONSTRUCTION ENTITLEMENT	TOTAL FY ENTITLEMENT
UNINCORPORATED								
ARCTIC VILLAGE TRAD. COUN	0	0.00	\$46	\$17,302	\$0	\$0	\$0	\$17,348
ATKA IRA COUNCIL	0	0.00	\$46	\$17,302	\$0	\$0	\$0	\$17,348
BEAVER TRISAL VILLAGE COU	0	0.00	\$46	\$17,302	\$0	\$0	\$0	\$17,348
BIRCH CREEK COUNCIL	0	0.00	\$46	\$17,302	\$0	\$0	\$0	\$17,348
COMMUNITY OF CANTWELL, IN	0	0.00	\$46	\$17,302	\$0	\$0	\$0	\$17,348
CHALKYITSIK VILLAGE COUNC	0	0.00	\$46	\$17,302	\$0	\$0	\$0	\$17,348
CHENEGA BAY	0	0.00	\$46	\$17,302	\$0	\$0	\$0	\$17,348
CHIGNIK LAGOON VILLAGE CO	0	0.00	\$46	\$17,302	\$0	\$0	\$0	\$17,348
CHIGNIK LAKE TRADITIONAL	0	0.00	\$46	\$17,302	\$0	\$0	\$0	\$17,348
CHISTOCHINA VILLAGE COUNC	0	0.00	\$46	\$17,302	\$0	\$0	\$0	\$17,348
CHITINA VILLAGE COUNCIL	0	0.00	\$46	\$17,302	\$0	\$0	\$0	\$17,348
CIRCLE VILLAGE COUNCIL	0	0.00	\$46	\$17,302	\$0	\$0	\$0	\$17,348
COFFMAN COVE CIVIC CLUB	0	0.00	\$46	\$17,302	\$0	\$0	\$0	\$17,348
COPPER CENTER VILLAGE COU	0	0.00	\$46	\$17,302	\$0	\$0	\$0	\$17,348
COPPER VALLEY COMM. LIP. COUNCIL	0	0.00	\$46	\$17,302	\$0	\$0	\$0	\$17,348
CROOKED CREEK TRAD. COUNC	0	0.00	\$46	\$17,302	\$0	\$0	\$0	\$17,348
DELTANA COMMUNITY CORP.	0	0.00	\$46	\$17,302	\$0	\$0	\$0	\$17,348
DOT LAKE VILLAGE COUNCIL	0	0.00	\$46	\$17,302	\$0	\$0	\$0	\$17,348
EAGLE TRIBAL VILLAGE COUN	0	0.00	\$46	\$17,302	\$0	\$0	\$0	\$17,348
EDNA BAY COMMUNITY ASSOCI	0	0.00	\$46	\$17,302	\$0	\$0	\$0	\$17,348
EGEGIK IMPROVEMENT CORPOR	0	0.00	\$46	\$17,302	\$0	\$0	\$0	\$17,348
ELFIN COVE COMMUNITY COUN	0	0.00	\$46	\$17,302	\$0	\$0	\$0	\$17,348
EVANSVILLE VILLAGE COUNCI	0	0.00	\$46	\$17,302	\$0	\$0	\$0	\$17,348
FALSE PASS VILLAGE COUNCI	0	0.00	\$46	\$17,302	\$0	\$0	\$0	\$17,348
GAKONA VILLAGE COUNCIL	0	0.00	\$46	\$17,302	\$0	\$0	\$0	\$17,348
GUSTAVUS COMMUNITY COUNCI	0	0.00	\$46	\$17,302	\$0	\$0	\$0	\$17,348
HEALY LAKE TRAD. VILLAGE	0	0.00	\$46	\$17,302	\$0	\$0	\$0	\$17,348
HYDER COMMUNITY ASSOCIATI	0	0.00	\$46	\$17,302	\$0	\$0	\$0	\$17,348
IGIUGIG VILLAGE COUNCIL	0	0.00	\$46	\$17,302	\$0	\$0	\$0	\$17,348
ILIAMNA VILLAGE COUNCIL	0	0.00	\$46	\$17,302	\$0	\$0	\$0	\$17,348

TOTAL APPROPRIATION = \$47,879,100
 MISC. SHARING APPROPRIATION = \$16,332,000
 TAX EQUALIZATION APPROPRIAT = \$31,057,140
 HOSPITAL CONST. APPROPRIAT. = \$489,960

MISC. SHARING PRORATION FACTOR = 0.69211179020925
 TAX EQUALIZATION PRORATION FACTOR = 005.6545146942E2
 MINIMUM ENT. PRORATION FACTOR = 0.95496430332328
 HOSPITAL CONST. PRORATION FACTOR = 1.00000000000000

NAME	POP.	MILL RATE EQV.	PRIOR YEAR ADJUSTMENT	MISCELLANEOUS ENTITLEMENT	TAX EQUALIZATION ENTITLEMENT	MINIMUM ENTITLEMENT ADD ON	HOSPITAL CONSTRUCTION ENTITLEMENT	TOTAL FY ENTITLEMENT
UNINCORPORATED								
IVANOFF BAY VILLAGE COUNC	0	0.00	\$46	\$17,302	\$0	\$0	\$0	\$17,348
KENNY LAKE COMMUNITY LEAG	0	0.00	\$46	\$17,302	\$0	\$0	\$0	\$17,348
KIPNUK VILLAGE COUNCIL	0	0.00	\$46	\$17,302	\$0	\$0	\$0	\$17,348
CHILKAT INDIAN VILLAGE CO	C	0.00	\$46	\$17,302	\$0	\$0	\$0	\$17,348
KOKHANOK BAY	0	0.00	\$46	\$17,302	\$0	\$0	\$0	\$17,348
KOLIGANEK VILLAGE COUNCIL	C	0.00	\$46	\$17,302	\$0	\$0	\$0	\$17,348
KONGIGANAK VILLAGE COUNCI	0	0.00	\$46	\$17,302	\$0	\$0	\$0	\$17,348
KWIGILLINGOK IRA COUNCIL	0	0.00	\$46	\$17,302	\$0	\$0	\$0	\$17,348
LEVELOCK VILLAGE COUNCIL	0	0.00	\$46	\$17,302	\$0	\$0	\$0	\$17,348
LIME VILLAGE VILLAGE COUN	C	0.00	\$46	\$17,302	\$0	\$0	\$0	\$17,348
MANLEY HOT SPRINGS COMM.	C	0.00	\$46	\$17,302	\$0	\$0	\$0	\$17,348
MCKINLEY PARK COMM. CLUB	0	0.00	\$46	\$17,302	\$0	\$0	\$0	\$17,348
MENTASTA LAKE VILLAGE COU	0	0.00	\$46	\$17,302	\$0	\$0	\$0	\$17,348
METLAKATLA IRA COUNCIL	0	0.00	\$46	\$17,302	\$0	\$0	\$0	\$17,348
MINTO IRA COUNCIL	0	0.00	\$46	\$17,302	\$0	\$0	\$0	\$17,348
NABESNA COMMUNITY COUNCIL	0	0.00	\$46	\$17,302	\$0	\$0	\$0	\$17,348
NELSON LAGOON VILLAGE COU	0	0.00	\$46	\$17,302	\$0	\$0	\$0	\$17,348
NIKLSKI IRA COUNCIL	0	0.00	\$46	\$17,302	\$0	\$0	\$0	\$17,348
NOATAK IRA COUNCIL	0	0.00	\$46	\$17,302	\$0	\$0	\$0	\$17,348
PANGUINGUE CREEK H. A., I	0	0.00	\$46	\$17,302	\$0	\$0	\$0	\$17,348
PEDRO BAY VILLAGE COUNCIL	0	0.00	\$46	\$17,302	\$0	\$0	\$0	\$17,348
PILOT POINT VILLAGE COUNC	0	0.00	\$46	\$17,302	\$0	\$0	\$0	\$17,348
PITKA'S POINT	0	0.00	\$46	\$17,302	\$0	\$0	\$0	\$17,348
POINT BAKER COMMUNITY	0	0.00	\$46	\$17,302	\$0	\$0	\$0	\$17,348
PORT PROTECTION COMMUNITY	0	0.00	\$46	\$17,302	\$0	\$0	\$0	\$17,348
RAMPART VILLAGE COUNCIL	0	0.00	\$46	\$17,302	\$0	\$0	\$0	\$17,348
RED DEVIL VILLAGE COUNCIL	0	0.00	\$46	\$17,302	\$0	\$0	\$0	\$17,348
SLEETMUTE VILLAGE COUNCIL	0	0.00	\$46	\$17,302	\$0	\$0	\$0	\$17,348
STEVENS VILLAGE IRA COUNC	0	0.00	\$46	\$17,302	\$0	\$0	\$0	\$17,348
TAKOTNA COMMUNITY ASSOC.,	0	0.00	\$46	\$17,302	\$0	\$0	\$0	\$17,348
TANACROSS VILLAGE COUNCIL	0	0.00	\$46	\$17,302	\$0	\$0	\$0	\$17,348

TOTAL APPROPRIATION = \$47,879,100
 MISC. SHARING APPROPRIATION = \$16,332,000
 TAX EQUALIZATION APPROPRIAT = \$31,057,140
 HOSPITAL CONST. APPROPRIAT. = \$489,960

MISC. SHARING PRORATION FACTOR = 0.69211179020E25
 TAX EQUALIZATION PRORATION FACTOR = 005.65461469428E
 MINIMUM ENT. PRORATION FACTOR = 0.9549643033232E
 HOSPITAL CONST. PRORATION FACTOR = 1.00000000000000

NAME	POP.	MILL RATE EQV.	PRIOR YEAR ADJUSTMENT	MISCELLANEOUS ENTITLEMENT	TAX EQUALIZATION ENTITLEMENT	MINIMUM ENTITLEMENT ADD ON	HOSPITAL CONSTRUCTION ENTITLEMENT	TOTAL FY ENTITLEMENT
UNINCORPORATED								
TATITLIK IRA COUNCIL	0	0.00	\$46	\$17,302	\$0	\$0	\$0	\$17,348
TAZLINA VILLAGE COUNCIL	0	0.00	\$46	\$17,302	\$0	\$0	\$0	\$17,348
TELIDA VILLAGE COUNCIL	0	0.00	\$46	\$17,302	\$0	\$0	\$0	\$17,348
TETLIN IRA COUNCIL	0	0.00	\$46	\$17,302	\$0	\$0	\$0	\$17,348
TOK COMMUNITY UMBRELLA CO	0	0.00	\$46	\$17,302	\$0	\$0	\$0	\$17,348
TRI-VALLEY COMM. LIBRARY	0	0.00	\$46	\$17,302	\$0	\$0	\$0	\$17,348
TUNTUTULIAK VILLAGE COUNCIL	0	0.00	\$46	\$17,302	\$0	\$0	\$0	\$17,348
TWIN HILLS VILLAGE COUNCIL	0	0.00	\$46	\$17,302	\$0	\$0	\$0	\$17,348
VENETIE VILLAGE COUNCIL	0	0.00	\$46	\$17,302	\$0	\$0	\$0	\$17,348

TOTAL APPROPRIATION = \$47,879,100
 MISC. SHARING APPROPRIATION = \$16,332,000
 TAX EQUALIZATION APPROPRIAT = \$31,057,140
 HOSPITAL CONST. APPROPRIAT. = \$489,960

MISC. SHARING PRORATION FACTOR = 0.5921117020825
 TAX EQUALIZATION PRORATION FACTOR = 005.654614694283
 MINIMUM ENT. PRORATION FACTOR = 0.05496430332329
 HOSPITAL CONST. PRORATION FACTOR = 1.00000000000000

NAME	POP.	MILL RATE EQV.	PRIOR YEAR ADJUSTMENT	MISCELLANEOUS ENTITLEMENT	TAX EQUALIZATION ENTITLEMENT	MINIMUM ENTITLEMENT ADD ON	HOSPITAL CONSTRUCTION ENTITLEMENT	TOTAL FY ENTITLEMENT
VOLUNTEER FIRE DEPT.								
ARCTIC VILLAGE VFD	137	0.00	\$3	\$1,320	\$0	\$0	\$0	\$1,323
ATKA VFD	79	0.00	\$1	\$707	\$0	\$0	\$0	\$703
BETTLES VFD	33	0.00	\$0	\$317	\$0	\$0	\$0	\$317
BIRCH CREEK VFD	50	0.00	\$1	\$481	\$0	\$0	\$0	\$482
CANTWELL VFD	241	0.00	\$6	\$2,322	\$0	\$0	\$0	\$2,329
CHITINA VFD	85	0.00	\$1	\$691	\$0	\$0	\$0	\$692
COPPER CENTER VFD	472	0.00	\$10	\$3,785	\$0	\$0	\$0	\$3,795
CORDOVA VFD	441	0.00	\$9	\$3,535	\$0	\$0	\$0	\$3,544
RURAL DELTANA FIRE PROT.	2,226	0.00	\$57	\$21,457	\$0	\$0	\$0	\$21,514
EGEGIK VFD	96	0.00	\$2	\$859	\$0	\$0	\$0	\$861
FALSE PASS VFD	75	0.00	\$1	\$671	\$0	\$0	\$0	\$672
GLENNALLEN VFD	929	0.00	\$20	\$7,449	\$0	\$0	\$0	\$7,469
TRI-VALLEY VOLUNTEER FIRE	757	0.00	\$19	\$7,296	\$0	\$0	\$0	\$7,315
HYDABURG VOLUNTEER FIRE D	50	0.00	\$0	\$346	\$0	\$0	\$0	\$346
HYDER VFD	95	0.00	\$1	\$657	\$0	\$0	\$0	\$658
ILAMNA VFD	137	0.00	\$3	\$1,226	\$0	\$0	\$0	\$1,229
KENNY LAKE LEAGUE VFD	560	0.00	\$12	\$4,490	\$0	\$0	\$0	\$4,502
KIPNUK VFD	502	0.00	\$12	\$4,664	\$0	\$0	\$0	\$4,676
KLUKWAN VFD	192	0.00	\$3	\$1,429	\$0	\$0	\$0	\$1,432
KOLIGANEK VFD	183	0.00	\$4	\$1,638	\$0	\$0	\$0	\$1,642
KONGIGANAK VFD	251	0.00	\$6	\$2,331	\$0	\$0	\$0	\$2,337
KWIGILLINGOK VFD	257	0.00	\$6	\$2,397	\$0	\$0	\$0	\$2,393
LIME VILLAGE VFD	48	0.00	\$1	\$462	\$0	\$0	\$0	\$463
MCKINLEY VFD	198	0.00	\$5	\$1,908	\$0	\$0	\$0	\$1,913
MENTASTA VFD	100	0.00	\$1	\$692	\$0	\$0	\$0	\$693
METLAKATLA VFD	1,439	0.00	\$26	\$9,959	\$0	\$0	\$0	\$9,985
NELSON LAGOON VFD	62	0.00	\$1	\$555	\$0	\$0	\$0	\$556
NORTHWAY VFD	340	0.00	\$8	\$3,277	\$0	\$0	\$0	\$3,285
PELICAN VFD	32	0.00	\$0	\$238	\$0	\$0	\$0	\$238
PILOT POINT VFD	67	0.00	\$1	\$599	\$0	\$0	\$0	\$600
PORT PROTECTION VFD	66	0.00	\$1	\$456	\$0	\$0	\$0	\$457

TOTAL APPROPRIATION = \$47,879,100
 MISC. SHARING APPROPRIATION = \$16,332,000
 TAX EQUALIZATION APPROPRIAT = \$31,057,140
 HOSPITAL CONST. APPROPRIAT. = \$489,960

MISC. SHARING PRORATION FACTOR = 0.69211179020925
 TAX EQUALIZATION PRORATION FACTOR = 005.654614694289
 MINIMUM ENT. PRORATION FACTOR = 0.95496430332328
 HOSPITAL CONST. PRORATION FACTOR = 1.00000000000000

NAME	POP.	MILL RATE EQV.	PRIOR YEAR ADJUSTMENT	MISCELLANEOUS ENTITLEMENT	TAX EQUALIZATION ENTITLEMENT	MINIMUM ENTITLEMENT ADD ON	HOSPITAL CONSTRUCTION ENTITLEMENT	TOTAL FY ENTITLEMENT
VOLUNTEER FIRE DEPT.								
SLEETMUTE VFD	117	0.00	\$3	\$1,127	\$0	\$0	\$0	\$1,130
TAKOTNA VFD	51	0.00	\$1	\$491	\$0	\$0	\$0	\$492
TANACROSS VFD	117	0.00	\$3	\$1,127	\$0	\$0	\$0	\$1,130
TELIDA VFD	29	0.00	\$0	\$278	\$0	\$0	\$0	\$278
TOK VFD	1,181	0.00	\$30	\$11,385	\$0	\$0	\$0	\$11,415
TUNTUTULIAK VFD	292	0.00	\$7	\$2,713	\$0	\$0	\$0	\$2,720
WHALE PASS VFD	48	0.00	\$0	\$332	\$0	\$0	\$0	\$332
YAKUTAT VFD	182	0.00	\$3	\$1,355	\$0	\$0	\$0	\$1,358

DEPARTMENT OF COMMUNITY & REGIONAL AFFAIRS
STATE MUNICIPAL ASSISTANCE PROGRAM
FINAL REPORT

JAN 21, 1987
PAGE: 1

SID CODE	PLACE NAME	CERT PCP	BASE AMOUNT	100% EXCESS	FEB PREPAY	JUNE PAYMENT	FINAL AMOUNT
BOROUGH							
22030	ANCHORAGE	248,263	\$ 4,919,924	\$ 24,839,678	\$ 27,274,634	\$ 2,483,968	\$ 29,758,602
16000	BRISTOL BAY BOROUGH	1,271	\$ 13,986	\$ 127,168	\$ 0	\$ 141,154	\$ 141,154
10000	FAIRBANKS NORTH STAR BOROU	47,025	\$ 556,727	\$ 4,705,034	\$ 0	\$ 5,271,761	\$ 5,271,761
27000	HAINES BOROUGH	768	\$ 7,275	\$ 76,841	\$ 0	\$ 84,116	\$ 84,116
28000	JUNEAU CITY & BOROUGH	29,370	\$ 372,357	\$ 2,938,582	\$ 0	\$ 3,310,939	\$ 3,310,939
21000	KENAI PENINSULA BOROUGH	21,586	\$ 347,211	\$ 2,159,763	\$ 0	\$ 2,506,974	\$ 2,506,974
30000	KETCHIKAN GATEWAY BOROUGH	5,557	\$ 32,610	\$ 555,999	\$ 0	\$ 588,609	\$ 588,609
20000	KODIAK ISLAND BOROUGH	6,062	\$ 20,815	\$ 606,526	\$ 0	\$ 627,341	\$ 627,341
23000	MATANUSKA-SUSITNA BOROUGH	36,366	\$ 90,818	\$ 3,638,559	\$ 0	\$ 3,729,377	\$ 3,729,377
01000	NORTH SLOPE BOROUGH	3,097	\$ 1,203,621	\$ 309,866	\$ 0	\$ 1,513,487	\$ 1,513,487
02171	NORTHWEST ARCTIC SCROUGH	277	\$ 7,275	\$ 27,714	\$ 0	\$ 34,989	\$ 34,989
29000	SITKA CITY & SCROUGH	8,221	\$ 131,640	\$ 822,543	\$ 0	\$ 954,183	\$ 954,183
CITIES							
20040	AKHIOK	103	\$ 437	\$ 10,305	\$ 0	\$ 10,742	\$ 10,742
12030	AKIACHAK	448	\$ 447	\$ 44,324	\$ 0	\$ 45,271	\$ 45,271
12040	AKIAK	247	\$ 137	\$ 24,713	\$ 0	\$ 24,850	\$ 24,850
17010	AKUTAN	189	\$ 238	\$ 18,910	\$ 0	\$ 19,148	\$ 19,148
11020	ALAKANUK	555	\$ 5,277	\$ 55,529	\$ 0	\$ 60,806	\$ 60,806
14020	ALEKNAGIK	232	\$ 460	\$ 23,212	\$ 21,351	\$ 2,321	\$ 23,672
05020	ALLAKAKET	189	\$ 137	\$ 18,910	\$ 0	\$ 19,047	\$ 19,047
02010	AMBLER	275	\$ 635	\$ 27,514	\$ 0	\$ 28,149	\$ 28,149
01010	ANAKTUVUK PASS	234	\$ 105	\$ 23,412	\$ 0	\$ 23,517	\$ 23,517
07010	ANDERSON	775	\$ 1,356	\$ 77,541	\$ 0	\$ 78,897	\$ 78,897
26010	ANGCON	639	\$ 2,960	\$ 63,934	\$ 0	\$ 66,894	\$ 66,894
13010	ANIAK	518	\$ 3,247	\$ 51,827	\$ 0	\$ 55,074	\$ 55,074
04010	ANVIK	114	\$ 104	\$ 11,406	\$ 0	\$ 11,510	\$ 11,510
12090	ATMAUTLUAK	234	\$ 79	\$ 23,412	\$ 0	\$ 23,491	\$ 23,491
01020	ATQASUK	248	\$ 17,299	\$ 24,813	\$ 0	\$ 42,112	\$ 42,112
01030	BARROW	3,075	\$ 24,039	\$ 307,665	\$ 0	\$ 331,704	\$ 331,704
12100	BETHEL	4,462	\$ 66,012	\$ 446,440	\$ 0	\$ 512,452	\$ 512,452
05060	BETTLES	55	\$ 516	\$ 5,502	\$ 0	\$ 6,018	\$ 6,018
03060	BREVIK MISSION	158	\$ 174	\$ 15,808	\$ 0	\$ 15,982	\$ 15,982
02030	BUCKLAND	259	\$ 404	\$ 25,913	\$ 0	\$ 26,317	\$ 26,317
12170	CHEFORNAK	275	\$ 557	\$ 27,514	\$ 0	\$ 28,071	\$ 28,071
11090	CHEVAK	548	\$ 242	\$ 54,829	\$ 0	\$ 55,071	\$ 55,071
15012	CHIGNIK	132	\$ 329	\$ 13,207	\$ 0	\$ 13,536	\$ 13,536

DEPARTMENT OF COMMUNITY & REGIONAL AFFAIRS
 STATE MUNICIPAL ASSISTANCE PROGRAM
 FINAL REPORT

JAN 21, 1987
 PAGE: 2

SID CODE	PLACE NAME	CERT POP	BASE AMOUNT	100% EXCESS	FEB PREPAY	JUNE PAYMENT	FINAL AMOUNT
13020	CHUATHBALUK	123	\$ 329	\$ 12,306	\$ 0	\$ 12,635	\$ 12,635
14070	CLARKS POINT	80	\$ 30	\$ 8,004	\$ 7,233	\$ 801	\$ 8,034
17150	COLD BAY	250	\$ 4,107	\$ 25,013	\$ 0	\$ 29,120	\$ 29,120
24080	CORDOVA	2,520	\$ 45,256	\$ 252,135	\$ 0	\$ 297,391	\$ 297,391
32150	CRAIG	1,167	\$ 5,005	\$ 116,762	\$ 0	\$ 121,767	\$ 121,767
02070	DEERING	148	\$ 467	\$ 14,807	\$ 0	\$ 15,274	\$ 15,274
08030	DELTA JUNCTION	1,207	\$ 29,287	\$ 120,765	\$ 0	\$ 150,052	\$ 150,052
14080	DILLINGHAM	2,153	\$ 27,183	\$ 215,416	\$ 0	\$ 242,599	\$ 242,599
03150	DIOMEDE	157	\$ 90	\$ 15,708	\$ 0	\$ 15,798	\$ 15,798
09060	EAGLE	185	\$ 834	\$ 18,509	\$ 0	\$ 19,343	\$ 19,343
12210	EEK	259	\$ 284	\$ 25,913	\$ 0	\$ 26,197	\$ 26,197
14110	EKWOK	107	\$ 78	\$ 10,705	\$ 0	\$ 10,783	\$ 10,783
03170	ELIM	257	\$ 361	\$ 25,713	\$ 0	\$ 26,074	\$ 26,074
11110	EMMONAK	641	\$ 3,092	\$ 64,134	\$ 0	\$ 67,226	\$ 67,226
10250	FAIRBANKS	25,511	\$ 1,047,794	\$ 2,552,474	\$ 3,345,021	\$ 255,247	\$ 3,600,268
06150	FORT YUKON	6	\$ 6,714	\$ 64,134	\$ 0	\$ 70,848	\$ 70,848
05190	GALENA	99	\$ 6,946	\$ 99,853	\$ 0	\$ 106,799	\$ 106,799
03190	GAMBELL	500	\$ 1,432	\$ 50,026	\$ 0	\$ 51,458	\$ 51,458
03200	GOLOVIN	135	\$ 644	\$ 13,507	\$ 0	\$ 14,151	\$ 14,151
12220	GOODNEWS BAY	247	\$ 65	\$ 24,713	\$ 0	\$ 24,778	\$ 24,778
04070	GRAYLING	211	\$ 404	\$ 21,111	\$ 0	\$ 21,515	\$ 21,515
27040	HAINES	1,079	\$ 20,064	\$ 107,958	\$ 0	\$ 128,022	\$ 128,022
04090	HOLY CROSS	262	\$ 884	\$ 26,214	\$ 0	\$ 27,098	\$ 27,098
21220	HOMER	4,020	\$ 62,044	\$ 402,216	\$ 424,038	\$ 40,222	\$ 464,260
26180	HOONAH	906	\$ 7,006	\$ 90,648	\$ 0	\$ 97,654	\$ 97,654
11150	HOOPER BAY	776	\$ 2,463	\$ 77,641	\$ 0	\$ 80,104	\$ 80,104
23310	HOUSTON	821	\$ 1,653	\$ 82,144	\$ 0	\$ 83,797	\$ 83,797
05230	HUGHES	97	\$ 81	\$ 9,705	\$ 0	\$ 9,786	\$ 9,786
05240	HUSLIA	258	\$ 652	\$ 25,813	\$ 0	\$ 26,465	\$ 26,465
32360	HYDABURG	475	\$ 1,904	\$ 47,525	\$ 44,677	\$ 4,752	\$ 49,429
21270	KACHEMAK	325	\$ 491	\$ 32,517	\$ 0	\$ 33,008	\$ 33,008
32390	KAKE	665	\$ 2,457	\$ 66,535	\$ 0	\$ 68,992	\$ 68,992
01170	KAKTOVIK	201	\$ 1,085	\$ 20,110	\$ 0	\$ 21,195	\$ 21,195
13090	KALSKAG (UPPER)	144	\$ 1,278	\$ 14,407	\$ 0	\$ 15,685	\$ 15,685
05300	KALTAG	280	\$ 0	\$ 28,015	\$ 0	\$ 28,015	\$ 28,015
32420	KASAAN	88	\$ 30	\$ 8,804	\$ 0	\$ 8,834	\$ 8,834
12240	KASIGLUK	413	\$ 321	\$ 41,322	\$ 0	\$ 41,643	\$ 41,643
21300	KENAI	6,434	\$ 145,965	\$ 643,746	\$ 0	\$ 789,711	\$ 789,711
30130	KETCHIKAN	8,414	\$ 208,919	\$ 841,853	\$ 966,587	\$ 84,185	\$ 1,050,772

DEPARTMENT OF COMMUNITY & REGIONAL AFFAIRS
 STATE MUNICIPAL ASSISTANCE PROGRAM
 FINAL REPORT

JAN 21, 1987
 PAGE: 3

SID CODE	PLACE NAME	CERT POP	BASE AMOUNT	100% EXCESS	FEB PREPAY	JUNE PAYMENT	FINAL AMOUNT
02120	KIANA	434	\$ 1,355	\$ 43,423	\$ 0	\$ 44,778	\$ 44,778
17240	KING COVE	552	\$ 1,844	\$ 55,229	\$ 0	\$ 57,073	\$ 57,073
02130	KIVALINA	272	\$ 160	\$ 27,214	\$ 0	\$ 27,374	\$ 27,374
32460	KLAWOCK	693	\$ 1,540	\$ 69,337	\$ 0	\$ 70,877	\$ 70,877
02160	KOBUK	86	\$ 36	\$ 8,604	\$ 0	\$ 8,640	\$ 8,640
20220	KODIAK	6,668	\$ 162,514	\$ 667,159	\$ 0	\$ 829,673	\$ 829,673
11210	KOTLIK	424	\$ 1,096	\$ 42,422	\$ 0	\$ 43,518	\$ 43,518
02170	KOTZEBUE	3,594	\$ 33,945	\$ 359,593	\$ 0	\$ 393,538	\$ 393,538
03250	KOYUK	216	\$ 255	\$ 21,611	\$ 0	\$ 21,866	\$ 21,866
05330	KOYUKUK	131	\$ 445	\$ 13,107	\$ 0	\$ 13,552	\$ 13,552
32470	KUPREANOF	41	\$ 0	\$ 4,102	\$ 0	\$ 4,102	\$ 4,102
12320	KWETHLUK	507	\$ 1,416	\$ 50,727	\$ 0	\$ 52,143	\$ 52,143
20280	LARSEN BAY	215	\$ 0	\$ 21,511	\$ 0	\$ 21,511	\$ 21,511
13070	LOWER KALSKAG	273	\$ 208	\$ 27,314	\$ 0	\$ 27,522	\$ 27,522
14230	MANOKOTAK	299	\$ 319	\$ 29,916	\$ 0	\$ 30,235	\$ 30,235
11260	MARSHALL	270	\$ 523	\$ 27,014	\$ 0	\$ 27,537	\$ 27,537
04130	MCGRATH	510	\$ 3,350	\$ 51,027	\$ 0	\$ 54,377	\$ 54,377
12370	MEKORYUK	173	\$ 235	\$ 17,309	\$ 0	\$ 17,544	\$ 17,544
33030	METLAKATLA	1,439	\$ 29,287	\$ 143,977	\$ 158,866	\$ 14,398	\$ 173,264
11270	MOUNTAIN VILLAGE	665	\$ 2,313	\$ 66,535	\$ 0	\$ 68,848	\$ 68,848
12410	NAPAKIAK	353	\$ 1,547	\$ 35,319	\$ 0	\$ 36,866	\$ 36,866
12420	NAPASKIAK	311	\$ 15	\$ 31,116	\$ 0	\$ 31,131	\$ 31,131
05400	NENANA	552	\$ 12,535	\$ 55,229	\$ 0	\$ 67,764	\$ 67,764
14250	NEW STUYAHOK	337	\$ 379	\$ 33,718	\$ 0	\$ 34,097	\$ 34,097
15200	NEWHALEN	163	\$ 211	\$ 16,308	\$ 0	\$ 16,519	\$ 16,519
12470	NEWTOK	207	\$ 97	\$ 20,711	\$ 0	\$ 20,808	\$ 20,808
12480	NIGHTMUTE	145	\$ 20	\$ 14,507	\$ 0	\$ 14,527	\$ 14,527
04160	NIKOLAI	119	\$ 15	\$ 11,906	\$ 0	\$ 11,921	\$ 11,921
03330	NOME	3,876	\$ 53,064	\$ 387,808	\$ 0	\$ 440,872	\$ 440,872
15210	NONDALTON	247	\$ 427	\$ 24,713	\$ 0	\$ 25,140	\$ 25,140
02210	NOORVIK	517	\$ 1,404	\$ 51,727	\$ 0	\$ 53,131	\$ 53,131
10490	NORTH POLE	1,640	\$ 31,342	\$ 164,088	\$ 179,021	\$ 16,409	\$ 195,430
01210	NUIQSUT	304	\$ 30	\$ 30,416	\$ 0	\$ 30,446	\$ 30,446
05450	NULATO	382	\$ 649	\$ 38,220	\$ 0	\$ 38,869	\$ 38,869
12510	NUNAPITCHUK	365	\$ 313	\$ 36,519	\$ 0	\$ 36,832	\$ 36,832
20350	OLD HARBOR	380	\$ 353	\$ 38,020	\$ 0	\$ 38,373	\$ 38,373
20370	OUZINKIE	233	\$ 331	\$ 23,312	\$ 0	\$ 23,643	\$ 23,643
23510	PALMER	3,116	\$ 54,039	\$ 311,767	\$ 334,630	\$ 31,176	\$ 365,806
26250	PELICAN	213	\$ 2,905	\$ 21,311	\$ 0	\$ 24,216	\$ 24,216

DEPARTMENT OF COMMUNITY & REGIONAL AFFAIRS
 STATE MUNICIPAL ASSISTANCE PROGRAM
 FINAL REPORT

JAN 21, 1987
 PAGE: 4

SID CODE	PLACE NAME	CERT PCP	BASE AMOUNT	100% EXCESS	FEB PREPAY	JUNE PAYMENT	FINAL AMOUNT
32550	PETERSBURG	3,252	\$ 43,649	\$ 325,375	\$ 0	\$ 369,024	\$ 369,024
11340	PILOT STATION	419	\$ 276	\$ 41,922	\$ 38,006	\$ 4,192	\$ 42,198
12560	PLATINUM	62	\$ 516	\$ 6,203	\$ 0	\$ 6,719	\$ 6,719
01240	POINT HOPE	600	\$ 3,456	\$ 60,032	\$ 0	\$ 63,488	\$ 63,488
29250	PORT ALEXANDER	96	\$ 293	\$ 9,605	\$ 0	\$ 9,898	\$ 9,898
15190	PORT HEIDEN	94	\$ 238	\$ 9,405	\$ 0	\$ 9,643	\$ 9,643
20410	PORT LIONS	291	\$ 333	\$ 29,115	\$ 0	\$ 29,448	\$ 29,448
12580	QUINHAGAK	464	\$ 693	\$ 46,425	\$ 0	\$ 47,118	\$ 47,118
05490	RUBY	233	\$ 767	\$ 23,312	\$ 0	\$ 24,079	\$ 24,079
11360	RUSSIAN MISSION	231	\$ 45	\$ 23,112	\$ 0	\$ 23,157	\$ 23,157
18020	SAINT GEORGE	195	\$ 137	\$ 19,510	\$ 17,696	\$ 1,951	\$ 19,647
11030	SAINT MARYS	563	\$ 617	\$ 56,330	\$ 0	\$ 56,947	\$ 56,947
03500	SAINT MICHAEL	291	\$ 4,107	\$ 29,115	\$ 0	\$ 33,222	\$ 33,222
18030	SAINT PAUL	595	\$ 504	\$ 59,532	\$ 0	\$ 60,036	\$ 60,036
17370	SAND POINT	390	\$ 4,445	\$ 39,047	\$ 0	\$ 93,492	\$ 93,492
03520	SAVOONGA	477	\$ 2,341	\$ 47,725	\$ 0	\$ 50,066	\$ 50,066
30300	SAXMAN	343	\$ 1,127	\$ 34,318	\$ 0	\$ 35,445	\$ 35,445
11370	SCAMMON BAY	303	\$ 552	\$ 30,316	\$ 0	\$ 30,868	\$ 30,868
02220	SELAWIK	589	\$ 1,052	\$ 58,931	\$ 0	\$ 59,983	\$ 59,983
21630	SELDOVIA	678	\$ 5,457	\$ 67,836	\$ 0	\$ 73,293	\$ 73,293
21640	SEWARD	2,279	\$ 45,634	\$ 228,022	\$ 0	\$ 273,656	\$ 273,656
04200	SHAGELUK	167	\$ 169	\$ 16,708	\$ 0	\$ 16,877	\$ 16,877
03540	SHAKTOOLIK	166	\$ 108	\$ 16,608	\$ 0	\$ 16,716	\$ 16,716
11380	SHELDON POINT	123	\$ 114	\$ 12,306	\$ 0	\$ 12,420	\$ 12,420
03560	SHISHMAREF	444	\$ 970	\$ 44,423	\$ 0	\$ 45,393	\$ 45,393
02240	SHUNGNAK	245	\$ 1,236	\$ 24,513	\$ 0	\$ 25,749	\$ 25,749
31020	SKAGWAY	790	\$ 21,580	\$ 79,042	\$ 0	\$ 100,622	\$ 100,622
21680	SOLDOTNA	3,597	\$ 103,024	\$ 359,893	\$ 0	\$ 462,917	\$ 462,917
03600	STEBBINS	384	\$ 317	\$ 38,420	\$ 0	\$ 38,737	\$ 38,737
05510	TANANA	420	\$ 2,249	\$ 42,022	\$ 0	\$ 44,271	\$ 44,271
03630	TELLER	247	\$ 172	\$ 24,713	\$ 0	\$ 24,885	\$ 24,885
26350	TENAKEE SPRINGS	125	\$ 1,394	\$ 12,506	\$ 0	\$ 13,900	\$ 13,900
32780	THORNE BAY	475	\$ 1,127	\$ 47,525	\$ 43,900	\$ 4,752	\$ 48,652
14400	TOGIK	623	\$ 3,098	\$ 62,333	\$ 0	\$ 65,431	\$ 65,431
12620	TOKSOOK BAY	396	\$ 903	\$ 39,621	\$ 0	\$ 40,524	\$ 40,524
12630	TULUKSAK	321	\$ 150	\$ 32,117	\$ 0	\$ 32,267	\$ 32,267
12650	TUNUNAK	338	\$ 196	\$ 33,818	\$ 0	\$ 34,014	\$ 34,014
03650	UNALAKLEET	787	\$ 4,099	\$ 78,742	\$ 0	\$ 82,841	\$ 82,841
17460	UNALASKA	1,922	\$ 7,496	\$ 192,303	\$ 0	\$ 199,799	\$ 199,799

DEPARTMENT OF COMMUNITY & REGIONAL AFFAIRS
 STATE MUNICIPAL ASSISTANCE PROGRAM
 FINAL REPORT

JAN 21, 1987
 PAGE: 5

SID CODE	PLACE NAME	CERT PCP	BASE AMOUNT	100% EXCESS	FEB PREPAY	JUNE PAYMENT	FINAL AMOUNT
24560	VALDEZ	3,687	\$ 368,217	\$ 368,898	\$ 700,225	\$ 36,890	\$ 737,115
01330	WAINWRIGHT	549	\$ 397	\$ 54,929	\$ 0	\$ 55,326	\$ 55,326
03670	WALES	150	\$ 1	\$ 15,008	\$ 0	\$ 15,009	\$ 15,009
23700	WASILLA	3,977	\$ 54,535	\$ 397,914	\$ 0	\$ 452,449	\$ 452,449
03680	WHITE MOUNTAIN	158	\$ 30	\$ 15,808	\$ 0	\$ 15,838	\$ 15,838
24570	WHITTIER	333	\$ 1,634	\$ 33,317	\$ 0	\$ 34,951	\$ 34,951
32950	WRANGELL	2,376	\$ 38,836	\$ 237,728	\$ 0	\$ 276,564	\$ 276,564
26410	YAKUTAT	462	\$ 12,691	\$ 46,224	\$ 0	\$ 53,915	\$ 59,915

DEPARTMENT OF COMMUNITY & REGIONAL AFFAIRS
STATE MUNICIPAL ASSISTANCE PROGRAM
FINAL REPORT

JAN 21, 1937
PAGE: 6

SID CODE	PLACE NAME	CERT POP	BASE AMOUNT	100% EXCESS	FEB PREPAY	JUNE PAYMENT	FINAL AMOUNT
-------------	------------	-------------	----------------	----------------	---------------	-----------------	-----------------

TOTAL APPROPRIATION: \$ 65,858,500

TOTAL APPROPRIATION USED: \$ 65,858,415

TOTAL BASE AMOUNT: \$ 10,617,648

TOTAL EXCESS AMOUNT: \$ 55,240,767

TOTAL POPULATION: 552,111

POPULATION PRO FACTOR: 100.053887714

20% ↓ for FY 88

DEPARTMENT OF COMMUNITY & REGIONAL AFFAIRS
STATE MUNICIPAL ASSISTANCE PROGRAM
FINAL REPORT

JAN 27, 1987

PAGE: 1

SID CODE	PLACE NAME	CERT POP	BASE AMOUNT	100% EXCESS	FEB PREPAY	JUNE PAYMENT	FINAL AMOUNT
BOROUGH							
22030	ANCHORAGE	248,263	\$ 4,918,924	\$ 18,916,873	\$ 21,944,110	\$ 1,891,687	\$ 23,835,797
16000	BRISTOL BAY BOROUGH	1,271	\$ 13,986	\$ 96,346	\$ 0	\$ 110,832	\$ 110,832
10000	FAIRBANKS NORTH STAR BOROU	47,025	\$ 566,727	\$ 3,583,159	\$ 0	\$ 4,149,886	\$ 4,149,886
27000	HAINES BOROUGH	768	\$ 7,275	\$ 58,519	\$ 0	\$ 65,794	\$ 65,794
28000	JUNEAU CITY & BOROUGH	29,370	\$ 372,357	\$ 2,237,903	\$ 0	\$ 2,610,260	\$ 2,610,260
21000	KENAI PENINSULA BOROUGH	21,586	\$ 347,211	\$ 1,644,786	\$ 0	\$ 1,991,997	\$ 1,991,997
30000	KETCHIKAN GATEWAY BOROUGH	5,557	\$ 32,610	\$ 423,426	\$ 0	\$ 456,036	\$ 456,036
20000	KODIAK ISLAND BOROUGH	6,062	\$ 20,815	\$ 461,905	\$ 0	\$ 482,720	\$ 482,720
23000	MATANUSKA-SUSITNA BOROUGH	36,366	\$ 90,813	\$ 2,770,976	\$ 0	\$ 2,861,794	\$ 2,861,794
01000	NORTH SLOPE ECROUGH	3,097	\$ 1,203,621	\$ 235,981	\$ 0	\$ 1,439,602	\$ 1,439,602
02171	NORTHWEST ARCTIC BOROUGH	277	\$ 7,275	\$ 21,106	\$ 0	\$ 28,381	\$ 28,381
29000	SITKA CITY & BOROUGH	8,221	\$ 131,640	\$ 626,414	\$ 0	\$ 758,054	\$ 758,054
CITIES							
20040	AKHIOK	103	\$ 437	\$ 7,848	\$ 0	\$ 8,285	\$ 8,285
12030	AKIACHAK	448	\$ 447	\$ 34,136	\$ 0	\$ 34,583	\$ 34,583
12040	AKIAK	247	\$ 137	\$ 18,320	\$ 0	\$ 18,957	\$ 18,957
17010	AKUTAN	189	\$ 238	\$ 14,401	\$ 0	\$ 14,639	\$ 14,639
11020	ALAKANUK	555	\$ 5,277	\$ 42,289	\$ 0	\$ 47,566	\$ 47,566
14020	ALEKNAGIK	232	\$ 460	\$ 17,677	\$ 16,369	\$ 1,768	\$ 18,137
05020	ALLAKAKET	189	\$ 137	\$ 14,401	\$ 0	\$ 14,538	\$ 14,538
02010	AMBLER	275	\$ 635	\$ 20,954	\$ 0	\$ 21,589	\$ 21,589
01010	ANAKTUVUK PASS	234	\$ 105	\$ 17,830	\$ 0	\$ 17,935	\$ 17,935
07010	ANDERSON	775	\$ 1,356	\$ 59,052	\$ 0	\$ 60,408	\$ 60,408
26010	ANGOON	639	\$ 2,960	\$ 48,689	\$ 0	\$ 51,649	\$ 51,649
13010	ANIAK	518	\$ 3,247	\$ 39,469	\$ 0	\$ 42,716	\$ 42,716
04010	ANVIK	114	\$ 104	\$ 8,686	\$ 0	\$ 8,790	\$ 8,790
12090	ATMAUTLUAK	234	\$ 79	\$ 17,830	\$ 0	\$ 17,909	\$ 17,909
01020	ATQASUK	248	\$ 17,299	\$ 18,896	\$ 0	\$ 36,195	\$ 36,195
01030	BARROW	3,075	\$ 24,039	\$ 234,305	\$ 0	\$ 258,344	\$ 258,344
12100	BETHEL	4,462	\$ 66,012	\$ 339,990	\$ 0	\$ 406,002	\$ 406,002
05060	BETTLES	55	\$ 516	\$ 4,190	\$ 0	\$ 4,706	\$ 4,706
03060	BREVIK MISSION	158	\$ 174	\$ 12,039	\$ 0	\$ 12,213	\$ 12,213
02030	BUCKLAND	259	\$ 404	\$ 19,734	\$ 0	\$ 20,138	\$ 20,138
12170	CHEFORNAK	275	\$ 557	\$ 20,954	\$ 0	\$ 21,511	\$ 21,511
11090	CHEVAK	548	\$ 242	\$ 41,755	\$ 0	\$ 41,997	\$ 41,997
15012	CHIGNIK	132	\$ 329	\$ 10,057	\$ 0	\$ 10,386	\$ 10,386

*

DEPARTMENT OF COMMUNITY & REGIONAL AFFAIRS
 STATE MUNICIPAL ASSISTANCE PROGRAM
 FINAL REPORT

JAN 27, 1987

PAGE: 2

SID CODE	PLACE NAME	CERT POP	BASE AMOUNT	100% EXCESS	FEB PREPAY	JUNE PAYMENT	FINAL AMOUNT
13020	CHUATHBALUK	123 \$	329 \$	9,372 \$	0 \$	9,701 \$	9,701
14070	CLARKS POINT	80 \$	30 \$	6,095 \$	5,516 \$	609 \$	6,125
17150	COLD BAY	250 \$	4,107 \$	19,049 \$	0 \$	23,156 \$	23,156
24080	CORDOVA	2,520 \$	45,256 \$	192,016 \$	0 \$	237,272 \$	237,272
32150	CRAIG	1,167 \$	5,005 \$	88,921 \$	0 \$	93,926 \$	93,926
02070	DEERING	148 \$	467 \$	11,277 \$	0 \$	11,744 \$	11,744
08030	DELTA JUNCTION	1,207 \$	29,287 \$	91,969 \$	0 \$	121,25 \$	121,256
14080	DILLINGHAM	2,153 \$	27,183 \$	164,051 \$	0 \$	191,234 \$	191,234
03150	DIOMEDE	157 \$	90 \$	11,962 \$	0 \$	12,052 \$	12,052
09060	EAGLE	185 \$	834 \$	14,096 \$	0 \$	14,930 \$	14,930
12210	EEK	259 \$	284 \$	19,734 \$	0 \$	20,018 \$	20,018
14110	EKWOK	107 \$	78 \$	8,153 \$	0 \$	8,231 \$	8,231
03170	ELIM	257 \$	361 \$	19,582 \$	0 \$	19,943 \$	19,943
11110	EMMONAK	641 \$	3,092 \$	48,842 \$	0 \$	51,934 \$	51,934
10250	FAIRBANKS	25,511 \$	1,047,794 \$	1,943,859 \$	2,797,267 \$	194,386 \$	2,991,653
06150	FORT YUKON	641 \$	6,714 \$	48,842 \$	0 \$	55,556 \$	55,556
05190	GALENA	998 \$	6,946 \$	76,044 \$	0 \$	82,990 \$	82,990
03190	GAMBELL	500 \$	1,432 \$	38,098 \$	0 \$	39,530 \$	39,530
03200	GOLOVIN	135 \$	644 \$	10,286 \$	0 \$	10,930 \$	10,930
12220	GOODNEWS BAY	247 \$	65 \$	18,820 \$	0 \$	18,885 \$	18,885
04070	GRAYLING	211 \$	404 \$	16,077 \$	0 \$	16,481 \$	16,481
27040	HAINES	1,079 \$	20,064 \$	82,216 \$	0 \$	102,280 \$	102,280
04090	HOLY CROSS	262 \$	884 \$	19,963 \$	0 \$	20,847 \$	20,847
21220	HOMER	4,020 \$	62,044 \$	306,311 \$	337,724 \$	30,631 \$	368,355
26180	HOONAH	906 \$	7,006 \$	69,034 \$	0 \$	76,040 \$	76,040
11150	HOOPER BAY	776 \$	2,463 \$	59,128 \$	0 \$	61,591 \$	61,591
23310	HOUSTON	821 \$	1,653 \$	62,557 \$	0 \$	64,210 \$	64,210
05230	HUGHES	97 \$	81 \$	7,391 \$	0 \$	7,472 \$	7,472
05240	HUSLIA	258 \$	652 \$	19,658 \$	0 \$	20,310 \$	20,310
32360	HYDABURG	475 \$	1,904 \$	30,193 \$	34,478 \$	3,619 \$	38,097
21270	KACHEMAK	325 \$	491 \$	24,763 \$	0 \$	25,254 \$	25,254
32390	KAKE	665 \$	2,457 \$	50,670 \$	0 \$	53,127 \$	53,127
01170	KAKTOVIK	201 \$	1,085 \$	15,315 \$	0 \$	16,400 \$	16,400
13090	KALSKAG (UPPER)	144 \$	1,278 \$	10,972 \$	0 \$	12,250 \$	12,250
05300	KALTAG	280 \$	0 \$	21,335 \$	0 \$	21,335 \$	21,335
32420	KASAAN	88 \$	30 \$	6,705 \$	0 \$	6,735 \$	6,735
12240	KASIGLUK	413 \$	321 \$	31,469 \$	0 \$	31,790 \$	31,790
21300	KENAI	6,434 \$	145,965 \$	490,250 \$	0 \$	636,215 \$	636,215
30130	KETCHIKAN	8,414 \$	208,919 \$	641,120 \$	785,927 \$	64,112 \$	850,039

DEPARTMENT OF COMMUNITY & REGIONAL AFFAIRS
 STATE MUNICIPAL ASSISTANCE PROGRAM
 FINAL REPORT

JAN 27, 1987

PAGE: 3

SID CODE	PLACE NAME	CERT POP	BASE AMOUNT	100% EXCESS	FEB PREPAY	JUNE PAYMENT	FINAL AMOUNT
02120	KIANA	434	\$ 1,355	\$ 33,069	\$ 0	\$ 34,424	\$ 34,424
17240	KING COVE	552	\$ 1,844	\$ 42,060	\$ 0	\$ 43,904	\$ 43,904
02130	KIVALINA	272	\$ 160	\$ 20,725	\$ 0	\$ 20,885	\$ 20,885
32460	KLAWOCK	693	\$ 1,540	\$ 52,804	\$ 0	\$ 54,344	\$ 54,344
02160	KOBUK	86	\$ 36	\$ 6,552	\$ 0	\$ 6,588	\$ 6,588
20220	KODIAK	6,668	\$ 162,514	\$ 508,080	\$ 0	\$ 670,594	\$ 670,594
11210	KOTLIK	424	\$ 1,096	\$ 32,307	\$ 0	\$ 33,403	\$ 33,403
02170	KOTZEBUE	3,594	\$ 33,945	\$ 273,851	\$ 0	\$ 307,796	\$ 307,796
03280	KOYUK	216	\$ 255	\$ 16,458	\$ 0	\$ 16,713	\$ 16,713
05330	KOYUKUK	131	\$ 445	\$ 9,981	\$ 0	\$ 10,426	\$ 10,426
32470	KUPREANOF	41	\$ 0	\$ 3,124	\$ 0	\$ 3,124	\$ 3,124
12320	KWETHLUK	507	\$ 1,416	\$ 38,631	\$ 0	\$ 40,047	\$ 40,047
20280	LARSEN BAY	215	\$ 0	\$ 16,382	\$ 0	\$ 16,382	\$ 16,382
13070	LOWER KALSKAG	273	\$ 208	\$ 20,801	\$ 0	\$ 21,009	\$ 21,009
14230	MANOKOTAK	299	\$ 319	\$ 22,782	\$ 0	\$ 23,101	\$ 23,101
11260	MARSHALL	270	\$ 523	\$ 20,573	\$ 0	\$ 21,096	\$ 21,096
04130	MCGRATH	510	\$ 3,350	\$ 38,860	\$ 0	\$ 42,210	\$ 42,210
12370	MEKORYUK	173	\$ 235	\$ 13,182	\$ 0	\$ 13,417	\$ 13,417
33030	METLAKATLA	1,439	\$ 29,287	\$ 109,647	\$ 127,969	\$ 10,965	\$ 139,934
11270	MOJNTAIN VILLAGE	665	\$ 2,313	\$ 50,670	\$ 0	\$ 52,983	\$ 52,983
12410	NAPAKIAK	353	\$ 1,547	\$ 26,897	\$ 0	\$ 28,444	\$ 28,444
12420	NAPASKIAK	311	\$ 15	\$ 23,697	\$ 0	\$ 23,712	\$ 23,712
05400	NENANA	552	\$ 12,535	\$ 42,060	\$ 0	\$ 54,595	\$ 54,595
14250	NEW STUYAHOK	337	\$ 379	\$ 25,678	\$ 0	\$ 26,057	\$ 26,057
15200	NEWHALEN	163	\$ 211	\$ 12,420	\$ 0	\$ 12,631	\$ 12,631
12470	NEWTOK	207	\$ 97	\$ 15,772	\$ 0	\$ 15,869	\$ 15,869
12480	NIGHTMUTE	145	\$ 20	\$ 11,048	\$ 0	\$ 11,068	\$ 11,068
04160	NIKOLAI	119	\$ 15	\$ 9,067	\$ 0	\$ 9,082	\$ 9,082
03330	NOME	3,876	\$ 53,064	\$ 295,339	\$ 0	\$ 348,403	\$ 348,403
15210	NONDALTON	247	\$ 427	\$ 18,820	\$ 0	\$ 19,247	\$ 19,247
02210	NOORVIK	517	\$ 1,404	\$ 39,393	\$ 0	\$ 40,797	\$ 40,797
10490	NORTH POLE	1,640	\$ 31,342	\$ 124,962	\$ 143,808	\$ 12,496	\$ 156,304
01210	NUIQSUT	304	\$ 30	\$ 23,163	\$ 0	\$ 23,193	\$ 23,193
05450	NULATO	382	\$ 649	\$ 29,107	\$ 0	\$ 29,756	\$ 29,756
12510	NUNAPITCHUK	365	\$ 313	\$ 27,811	\$ 0	\$ 28,124	\$ 28,124
20350	OLD HARBOR	380	\$ 353	\$ 28,954	\$ 0	\$ 29,307	\$ 29,307
20370	OUZINKIE	233	\$ 331	\$ 17,753	\$ 0	\$ 18,084	\$ 18,084
23510	PALMER	3,116	\$ 54,039	\$ 237,429	\$ 267,725	\$ 23,743	\$ 291,468
26250	PELICAN	213	\$ 2,905	\$ 16,229	\$ 0	\$ 19,134	\$ 19,134

DEPARTMENT OF COMMUNITY & REGIONAL AFFAIRS
STATE MUNICIPAL ASSISTANCE PROGRAM
FINAL REPORT

JAN 27, 1987

PAGE: 4

SID CODE	PLACE NAME	CERT POP	BASE AMOUNT	100% EXCESS	FEB PREPAY	JUNE PAYMENT	FINAL AMOUNT
32550	PETERSBURG	3,252	\$ 43,649	\$ 247,792	\$ 0	\$ 291,441	\$ 291,441
11340	PILOT STATION	419	\$ 276	\$ 31,926	\$ 29,009	\$ 3,193	\$ 32,202
12560	PLATINUM	62	\$ 516	\$ 4,724	\$ 0	\$ 5,240	\$ 5,240
01240	POINT HOPE	600	\$ 3,456	\$ 45,718	\$ 0	\$ 49,174	\$ 49,174
29250	PORT ALEXANDER	96	\$ 293	\$ 7,314	\$ 0	\$ 7,607	\$ 7,607
15190	PORT HEIDEN	94	\$ 238	\$ 7,162	\$ 0	\$ 7,400	\$ 7,400
20410	PORT LIONS	291	\$ 333	\$ 22,173	\$ 0	\$ 22,506	\$ 22,506
12580	QUINHAGAK	464	\$ 693	\$ 35,355	\$ 0	\$ 36,048	\$ 36,048
05490	RUBY	233	\$ 767	\$ 17,753	\$ 0	\$ 18,520	\$ 18,520
11360	RUSSIAN MISSION	231	\$ 45	\$ 17,601	\$ 0	\$ 17,646	\$ 17,646
18020	SAINT GEORGE	195	\$ 137	\$ 14,858	\$ 13,509	\$ 1,486	\$ 14,995
11030	SAINT MARYS	563	\$ 617	\$ 42,898	\$ 0	\$ 43,515	\$ 43,515
03500	SAINT MICHAEL	291	\$ 4,107	\$ 22,173	\$ 0	\$ 26,280	\$ 26,280
18030	SAINT PAUL	595	\$ 504	\$ 45,337	\$ 0	\$ 45,841	\$ 45,841
17370	SAND POINT	890	\$ 4,445	\$ 67,815	\$ 0	\$ 72,260	\$ 72,260
03520	SAVOONGA	477	\$ 2,341	\$ 36,345	\$ 0	\$ 38,686	\$ 38,686
30300	SAXMAN	343	\$ 1,127	\$ 26,135	\$ 0	\$ 27,262	\$ 27,262
11370	SCAMMON BAY	303	\$ 552	\$ 23,087	\$ 0	\$ 23,639	\$ 23,639
02220	SELAWIK	589	\$ 1,052	\$ 44,879	\$ 0	\$ 45,931	\$ 45,931
21630	SELDOVIA	678	\$ 5,457	\$ 51,661	\$ 0	\$ 57,118	\$ 57,118
21640	SEWARD	2,279	\$ 45,634	\$ 173,652	\$ 0	\$ 219,286	\$ 219,286
04200	SHAGELUK	167	\$ 169	\$ 12,724	\$ 0	\$ 12,893	\$ 12,893
03540	SHAKTOOLIK	166	\$ 108	\$ 12,648	\$ 0	\$ 12,756	\$ 12,756
11380	SHELDON POINT	123	\$ 114	\$ 9,372	\$ 0	\$ 9,486	\$ 9,486
03560	SHISHMAREF	444	\$ 970	\$ 33,831	\$ 0	\$ 34,801	\$ 34,801
02240	SHUNGNAK	245	\$ 1,236	\$ 18,668	\$ 0	\$ 19,904	\$ 19,904
31020	SKAGWAY	790	\$ 21,580	\$ 60,195	\$ 0	\$ 81,775	\$ 81,775
21680	SOLDOTNA	3,597	\$ 103,024	\$ 274,080	\$ 0	\$ 377,104	\$ 377,104
03600	STEBBINS	384	\$ 317	\$ 29,259	\$ 0	\$ 29,576	\$ 29,576
05510	TANANA	420	\$ 2,249	\$ 32,002	\$ 0	\$ 34,251	\$ 34,251
03630	TELLER	247	\$ 172	\$ 18,820	\$ 0	\$ 18,992	\$ 18,992
26350	TENAKEE SPRINGS	125	\$ 1,394	\$ 9,524	\$ 0	\$ 10,918	\$ 10,918
32780	THORNE BAY	475	\$ 1,127	\$ 36,193	\$ 33,701	\$ 3,619	\$ 37,320
14400	TOGIAK	623	\$ 3,098	\$ 47,470	\$ 0	\$ 50,563	\$ 50,563
12620	TOKSOOK BAY	396	\$ 903	\$ 30,173	\$ 0	\$ 31,076	\$ 31,076
12630	TULUKSAK	321	\$ 150	\$ 24,459	\$ 0	\$ 24,609	\$ 24,609
12650	TUNUNAK	338	\$ 196	\$ 25,754	\$ 0	\$ 25,950	\$ 25,950
03650	UNALAKLEET	787	\$ 4,099	\$ 59,966	\$ 0	\$ 64,065	\$ 64,065
17460	UNALASKA	1,922	\$ 7,496	\$ 146,450	\$ 0	\$ 153,946	\$ 153,946

DEPARTMENT OF COMMUNITY & REGIONAL AFFAIRS
 STATE MUNICIPAL ASSISTANCE PROGRAM
 FINAL REPORT

JAN 27, 1987
 PAGE: 5

SID CODE	PLACE NAME	CERT POP	BASE AMOUNT	100% EXCESS	FEB PREPAY	JUNE PAYMENT	FINAL AMOUNT
24560	VALDEZ	3,687 \$	368,217 \$	280,938 \$	621,061 \$	28,094 \$	649,155
01330	WAINWRIGHT	549 \$	397 \$	41,832 \$	0 \$	42,229 \$	42,229
03670	WALES	150 \$	1 \$	11,429 \$	0 \$	11,430 \$	11,430
23700	WASILLA	3,977 \$	54,535 \$	303,035 \$	0 \$	357,570 \$	357,570
03630	WHITE MOUNTAIN	158 \$	30 \$	12,039 \$	0 \$	12,069 \$	12,069
24570	WHITTIER	333 \$	1,634 \$	25,373 \$	0 \$	27,007 \$	27,007
32950	WRANGELL	2,376 \$	38,836 \$	181,043 \$	0 \$	219,879 \$	219,879
26410	YAKUTAT	462 \$	12,691 \$	35,202 \$	0 \$	47,893 \$	47,893

DEPARTMENT OF COMMUNITY & REGIONAL AFFAIRS
STATE MUNICIPAL ASSISTANCE PROGRAM
FINAL REPORT

JAN 27, 1987
PAGE: 6

SID CODE	PLACE NAME	CERT POP	BASE AMOUNT	100% EXCESS	FEB PREPAY	JUNE PAYMENT	FINAL AMOUNT
<hr/>							
TOTAL APPROPRIATION:		\$	52,686,800				
TOTAL APPROPRIATION USED:		\$	52,686,714				
TOTAL BASE AMOUNT:		\$	10,617,648				
TOTAL EXCESS AMOUNT:		\$	42,069,066				
TOTAL POPULATION:			552,111				
POPULATION PRO FACTOR:			76.196909679				

BRIEFING PAPER

DEPARTMENT OF COMMUNITY & REGIONAL AFFAIRS

TOPIC: IMPACT OF SRS/MA REDUCTIONS

DATE: 12/22/86

STAFF CONTACT: Jim Plasman, 465-4750

ISSUE STATEMENT

What would be the impact on smaller, rural municipalities of significant cuts in both the State Revenue Sharing and Municipal Assistance Programs?

BACKGROUND

The State Revenue Sharing (SRS) Program, originally enacted in 1970, was restructured in 1980, the same year the Municipal Assistance (MA) Program was adopted. Although both programs are forms of assistance to local governments, they are based on differing objectives.

The Revenue Sharing Program: designed primarily to support local government services, includes two main components: a tax equalization program and a miscellaneous services program. The equalization program (about 60% of total funding) is designed as general support for local governments. Two significant aspects of this component make it particularly valuable. First, the funding formula is based upon an equalization concept which recognizes that some communities, because of the chance location of taxable resources, have greater revenue raising capacities than others. In order to address this inequity, local property values, coupled with the community's local tax effort and population, determines the equalization allocation. Second, the funds are not restricted to specific purposes. This contributes to governmental efficiency by allowing local governments to decide what expenditures are most important and deserve funding.

The miscellaneous services program (about 40% of revenue sharing funding) provides funding based upon certain service categories, including hospitals, health facilities, road maintenance, volunteer fire departments in the unorganized borough and public services in unincorporated communities.

A final provision that deserves note, is the "minimum entitlement" of \$25,000 times a geographic differential for municipalities. This insures a minimum level of funding for even the smallest, poorest municipality.

The Municipal Assistance Program: although unrestricted in use, is statutorily designed to reduce municipal property tax levies. A review of local government tax rates indicates that this has, in the case of larger communities, had the desired effect. In smaller communities, where there tends not to be a property tax, funds have gone to support of governmental operations and expansion of local services.

Until recently, these two programs of financial assistance to local government have shown a continuous increase. However, from FY 1986 levels of \$60,350,000 for revenue sharing and \$81,306,200 for municipal assistance, funding has dropped in FY 1987 to \$47,879,100 for revenue sharing and \$65,858,500 for municipal assistance (including the governor's reduction to appropriation). That amounts to a cut of about 20 percent in a single year.

DISCUSSION

The following chart illustrates the degree of impact of further cuts in these programs by indicating what percentage of total municipal operating revenues were SRS/MA program receipts. The chart includes a sample of small and large communities from throughout the State (FY85 or FY86 data).

<u>City</u>	<u>Population</u>	<u>SRS/MA total</u>	<u>Operating Revenue</u>	<u>% of total</u>
Upper Kalskag	133	\$65,741	\$90,158	72.9%
Huslia	280	\$104,818	\$213,367	49.1%
Hydaburg	460	\$83,177	\$183,233	45.4%
Dillingham	2,100	\$515,053	\$2,791,906	18.4%
Cordova	2,520	\$875,279	\$2,364,890	37.0%
Kotzebue	2,981	\$697,077	\$4,583,365	15.2%
Bethel	3,681	\$1,456,087	\$3,901,612	37.3%
Fairbanks	27,099	\$6,031,837	\$18,293,726	32.9%
Anchorage	248,263	\$56,982,880	\$209,687,000	27.2%

CONCLUSION

Revenue sharing and municipal assistance have become a major source of operating revenue for smaller, rural municipalities which do not have significant revenue raising capacity. Rural Alaska, in particular, is not only looking at reductions in support from the state and federal governments (with the demise of federal revenue sharing), but is also facing increased financial burdens imposed by the state, such as the new single audit requirements. The ambitious capital improvements program undertaken by the state has resulted in significant project operating and maintenance costs to local governments. If these costs cannot be met, the state's investment of billions of dollars in those facilities, and the public welfare needs they were designed to meet, may be lost.

While state budget reductions must be made, a review of program objectives and impacts should be considered. Revenue sharing is designed to support local government operations and takes into account local tax capacity and effort. Municipal assistance was intended as a program of property tax reduction. To the extent that municipalities have followed that intent, they have built up a "reserve capacity" of taxable wealth which might now be tapped. The indiscriminate reduction of funding for these programs would lead not only to the loss of basic public services to rural Alaska, but would also contribute to the breakdown of the structure of local government itself because of the absence of any ability to make up lost revenues or cut budgets in a reasonable relationship to state reductions.

④ SRS

FYI



ALASKA STATE LEGISLATURE
HOUSE OF REPRESENTATIVES
RESEARCH AGENCY

P.O. Box 7, State Capitol
Juneau, Alaska 99811-3100
Mail Stop 3100
(907) 465-3991

February 6, 1987

MEMORANDUM

TO: Representative Mike Navarre
FROM: Brad Pierce
Legislative Analyst
ATTN: Pat Malone
RE: History of Municipal Assistance and Revenue Sharing
Research Request 87.073

You requested this agency to provide information on the history of the State Revenue Sharing and Municipal Assistance programs. Specifically, you wished to know: 1) when these programs started; 2) their goals and objectives; and 3) how the allocation formulas work.

The information presented in this memorandum comes from three sources:

"State Revenue Sharing Handbook for Municipal Officials", (Alaska Department of Community and Regional Affairs, various years);

"Governor's Task Force On State Shared Revenue: Final Report and Recommendation", (Department of Community and Regional Affairs, December 9, 1985); and

Conversations with municipal officials--most notably Lee Sharp, Matanuska/Susitna Borough Attorney and Judy Slajer, Finance Director, Fairbanks North Star Borough--who were directly involved in the evolution of these programs.

We discuss each program separately and devote a final section to the recommendations of the Governor's Task Force on Shared Revenue and the implications of changes to the existing programs.

State Revenue Sharing

The State Revenue Sharing Program came into being on July 1, 1969 with the passage of HB 350 (Chapter 95, SLA 1969). Alaska Statute 43.18 contained the statutes which authorized the program. Originally, Revenue Sharing was designed to accomplish the following:

- 1) help ease fiscal problems facing local governments;
- 2) stabilize or reduce local property tax rates;
- 3) encourage local governments to provide adequate levels of public services;
- 4) inject a measure of budget planning and stability into local governments; and
- 5) improve the allocation of State funds by sharing them with local governments (on the assumption that local governments are more in tune with the needs of the public, and are better able to respond and provide public goods and services in accordance with taxpayer preferences).

Under the original legislation, the legislature made annual appropriations to fund the program. The first-year (FY 70) appropriation was \$2 million. The original Revenue Sharing Program was exclusively a categorical aid program. Local governments applied for entitlements under each of five categories of municipal services (police, fire protection, air or water pollution, land use planning and road maintenance). Table 1 lists all entitlement categories and their respective rates of reimbursement. Additional categories were added in later years until the categorical program was repealed in 1980. As portrayed in Table 1, the program grew quickly from the original five categories and \$2 million budget to 12 categories and a \$26.9 million budget.

Table 1
 The Categorical State Revenue Sharing Program FY 70 and FY 80

<u>Public Service Category</u>	<u>1970</u>	<u>1980</u>
1) Police Protection per capita	\$5.00	\$12.00
Military per capita*		6.00
2) Fire Protection per capita	2.50	7.50
3) Air or Water Pollution per capita	1.00	2.00
4) Land Use Planning per capita	1.00	2.00
5) Parks and Recreation per capita	NA	5.00
Military per capita		1.25
6) Transportation Facilities per capita	NA	5.00
Military per capita		2.50
7) Road Maintenance per mile	1,000	1,500
8) Ice Roads per mile	NA	900
9) Health Services per capita	NA	2.00
10) Hospitals per facility > 25 beds	NA	75,000
< 10 beds		25,000
per bed		1,000
11) Health Facilities per bed	NA	1,000
per facility		4,000
12) Hospital Construction Aid per bed	NA	2,500**
Total Revenue Sharing Appropriation	\$ 2 million	\$26.9 million

NA: Not Applicable.

*Entitlements for military residents of public service areas are calculated at a lower per capita rate.

**Alternatively, five percent of the project cost if over the base entitlement amount.

* * * *

Under the original distribution formula, about 75 percent of the funds appropriated were distributed on a per capita basis, while the remainder was based on other factors (e.g., miles of maintained public road). The more eligible services provided or facilities maintained by the community, the more money a municipality could expect to receive. The Department of Community and Regional Affairs (DCRA) was responsible for administering the State Revenue Sharing Program. The most important administrative task was to determine whether a municipality met the minimum standards to qualify under any of the service categories. Restrictions were placed on the amount of the entitlement that could be spent outside of the service area for which it was computed (e.g., entitlements collected on the number of persons in a volunteer fire district had to be spent in that district). In addition, each municipality was required to budget and spend at least 20 percent of the entitlement for a particular service category on providing that service during the fiscal year in which the entitlement was received.

In other words up to 80 percent of the State Revenue Sharing funds could be spent at the discretion of the municipality.

If the amount appropriated by the legislature each year was not sufficient to fully fund the entitlements, all entitlements were reduced in equal proportion (pro-rated) by whatever amount necessary to bring appropriations and entitlements into balance. As can be seen in the table presented above, the Revenue Sharing Program grew rapidly, through population increases, incorporation of new municipalities, increased road mileage, additional health facilities and the assumption of new services by municipalities. The five original categories were expanded to 12 as the legislature responded to funding requests for additional public services by municipalities. Once they began providing services via State funding, municipalities put increasing pressure on the legislature to fully fund their entitlements as computed by the categorical formulae.

According to DCRA, the implied intent of the original Revenue Sharing Program was to encourage municipalities to provide acceptable levels of public services.¹ The formal legislative intent accompanying the statute (AS 43.18.030) suggested that "local governments which levy property taxes reduce those levies in direct proportion to the amount of State aid received by a local government for a given fiscal year."

In 1977, the legislature broadened the intent language of the State Revenue Sharing statute. House Bill 89 (effective July 1, 1978) contained intent language which called for a reduction in both property and sales taxes in proportion to the amount of State aid received. Two major problems surfaced regarding whether the categorical program was actually fulfilling the legislative intent embodied in the statutes.

First, local tax effort was ignored in the allocation formulae. Those local governments levying a high tax rate received funding at the same rate as local governments which provided few or no services through local tax collections. If local tax effort was not considered in distributing Revenue Sharing funds, then the program could not effectively contribute to proportionally lowered rates of taxation.

Second, the categorical formulae ignored the ability of a municipality to pay for public services. Municipalities with high tax bases received funding at the same rate as those with small or nonexistent tax bases. To provide the same level of service, a poor municipality would have to put forth a much greater tax effort. Alternatively, at the same tax effort, a poorer municipality would have to forego some services or provide them at a much lower level than a wealthy municipality.

In sum, the "service category" approach to distributing the legislative appropriation for Revenue Sharing was criticized for biasing the program toward the wealthy and more populous cities and boroughs. Other problems emerged from the debate over the two major concerns expressed above. Some municipal officials questioned why the program had to be so categorical.

¹"State Revenue Sharing Handbook for Municipal Officials, January 1983", Alaska Department of Community and Regional Affairs.

with the State mandating the services local governments had to provide in order to receive State aid. They felt that the municipalities should decide for themselves what services were important to provide in their communities. Another frequently mentioned problem was that the per capita cost of providing services varies considerably around the state.

The legislature and administration, in consultation with municipal officials, considered several different plans for revising the Revenue Sharing Program during the mid-1970s. Their goal was to replace the service category formulae with a single formula that would equalize the tax resources of municipalities. In other words, they wanted a formula that would benefit those local governments that are helping themselves by levying local taxes, while providing relatively less to municipalities with low tax effort. Additionally municipalities desired a new allocation formula that guaranteed them at least as much State funding as they received under the old categorical program.

There was extensive debate over what an equalization formula should include as local revenue. Distinctions needed to be made between program receipts and tax effort. Some municipalities provide electrical service or have publicly funded garbage disposal, while others have these services provided by the private sector. Some land-rich municipalities receive substantial amounts of revenue through land sales in lieu of property and/or sales taxes. According to individuals who were involved in the process, the determination of exactly which types of locally generated revenue would be defined as local effort was the most difficult problem to solve in developing a new revenue sharing formula.

The consensus that emerged from this debate was embodied in HB 192 (Chapter 155, SLA 1980), which repealed and replaced the existing State Revenue Statutes. The new program was drastically different from the old formula. Nearly all provisions of the municipal services programs that had been allocated on a per capita basis were replaced with an equalization formula, though some of the categorical payments (roads, health facilities and hospitals) were retained. The new program also featured a \$25,000 (plus area cost-of-living differential) minimum for all municipalities of over 25 permanent residents. Another feature was a five-year 125 percent hold-harmless provision for municipalities already in the program.² The hold harmless provision was designed to allow communities time to adjust their local revenues to their entitlements under the new formula.

²The hold-harmless provision was especially important for Fairbanks, which was experiencing a post-pipeline decline in population and tax base in 1980 when the program was passed and continued to receive a substantially greater entitlement over time than it would have without the provision in place. Fairbanks received a \$3.5 million Municipal Tax Equalization entitlement in FY 85 (under the hold-harmless provision) and \$1.48 million in FY 86 (after the provision had been phased out).

The legislative intent of the program was expressed in the bill as follows:

- 1) "to improve the revenue raising and distribution system for the benefit of residents of home rule and general law municipalities by providing for more equitable allocation of financial resources among municipalities to improve their fiscal capacities; and
- 2) to assure that no municipality suffers impoverishment of necessary public services, relative to other municipalities, because of chance location of taxable wealth in the state".

Three separate accounts were set up under the new Revenue Sharing Act. These are listed with their statutory authorization below:

Tax Resources Equalization Account	AS 29.88
Miscellaneous Municipal Services Account	AS 29.89
Hospital Construction Assistance Account	AS 29.90

The legislature appropriated \$51.9 million to the State Revenue Sharing Program for FY 81; \$34.9 million to the Tax Equalization Account; \$10.2 million to the Miscellaneous account; and \$6.7 million to the Hospital Construction account. Entitlements were to be paid from each account, and, if there was money left over in either the Miscellaneous or Hospital Construction account, it was to be placed into the Equalization account.

The steps involved in the calculation of a municipality's entitlement under the Tax Resource Equalization Formula are as follows:

- 1) All eligible revenues generated from local sources (e.g., sales tax, property tax, permits or fees for services, fines and penalties) for the preceding fiscal year are added together. The resulting figure is defined as the municipality's total fiscal effort.
- 2) The total fiscal effort (which excludes municipal utility revenue, interest earned on investments, revenue from the sale or lease of land or equipment, or intergovernmental transfers) is divided by one-tenth of one percent of the full and true assessed valuation of property within the municipality. The resulting figure is the municipality's millage rate equivalent. This computation compares a municipality's fiscal effort relative to its taxable wealth.
- 3) The millage-rate equivalent is multiplied by the municipality's population to arrive at an entitlement number.
- 4) The entitlement numbers of all municipalities are added together and each municipality's entitlement number is divided by the sum to determine the percentage of the total appropriation each municipality receives.

Thus, a municipality's allocation from the Equalization account increases when at a given level of fiscal effort, its population increases or alternatively, if its local effort increases and population remains stable. The relative relationship of these factors between communities determines the amount received by each.

The Miscellaneous Services Entitlement account retains many of the features of the categorical program. The State aid award schedule for this account is as follows:

- 1) Road maintenance at \$2,500 per mile.
- 2) Ice road maintenance at \$1,500 per mile.
- 3) Hospital facilities at \$1,000 per bed, limited to the number of beds provided for in the construction design of the hospital or \$250,000 a hospital for those with 10 or more beds, or \$50,000 per hospital for those with fewer than 10 beds.
- 4) Health facilities at \$2,000 per bed (actually used for patient care) or \$8,000 per health facility.
- 5) Fire protection at \$10 per capita for the population served by the fire department. Additional grants are made under this section to facilitate the organization of volunteer fire departments under the administration of the State fire marshall.

The Miscellaneous Services account provides for each unincorporated community of over 25 permanent residents to receive a \$25,000 basic entitlement to be used for a public purpose. This is designed to encourage the development of local governments. All Miscellaneous Services entitlements include area cost-of-living differentials.

Before its repeal by the 1983 legislature, the Hospital Construction Entitlement account provided funds for hospital and health facility construction. Projects begun after January 1, 1968 and before July 1, 1980 were eligible if State matching aid for these facilities constituted less than 25 percent of total project cost. The entitlement account paid the municipality or other health facility sponsor \$2,500 per bed each fiscal year for the maximum number of beds in the project design or five percent of the total project cost (whichever is greater). State aid under this account continued until the municipality or sponsor received an amount, which when combined with other State construction aid, equalled 25 percent of the total construction cost. These funds were to be spent only on project construction.

Two hospitals were grandfathered into the program under the repeal legislation--Central Peninsula in Kenai and Providence in Anchorage.³ The total FY 87 appropriation to the Hospital Construction Entitlement account is \$489,960. Central Peninsula has applied to DCRA for approximately \$600,000 and Providence for \$6.99 million, resulting in prorated payments that will predominantly go to Providence. Depending on the amount of future appropriations to this account, this situation could continue for a number of years.

We have presented a condensed version of the history of the Revenue Sharing Program and have attempted to include all of the major issues and legislative changes in our discussion.⁴ Table 2, found in the next section of this memorandum includes the appropriations history of the Revenue Sharing Program.

Municipal Assistance

The Municipal Assistance program (AS 29.60.350) was established to replace the Gross Business Receipts Program which was repealed on January 1, 1979. Under the Gross Business Receipts Program, municipalities received an appropriation equal to 20 percent of the Gross Business Receipts Tax collected by the State within the jurisdiction of the municipality. The Municipal Assistance Program uses the FY 78 Gross Business Receipts Program (the final year the program was in effect) allocation by community (\$10.6 million total) as a base figure, with any additional appropriation to be divided among all municipalities on a per capita basis. Municipal Assistance appropriations are based on the Corporate Income Tax receipts of the previous fiscal year.

As with the State Revenue Sharing Program, municipal leaders made it very clear to the legislature that any change to the Gross Business Receipts sharing program would have to result in payments under a new plan that were at least equal to those received under the old program. In turn, the legislature wanted assurance that any increase in appropriation would be used for property tax relief and not to fund more expensive or extravagant public services.

³Providence Hospital recently won a lawsuit against the Department of Community and Regional Affairs to be included in the program. The hospital contended (and the State disputed) that their construction project had begun within the appropriate time frame.

⁴There was a clean up of Title 29 in the Alaska Statutes, which repealed the existing statutes and moved Municipal Tax Resource Equalization to AS 29.60.010-080 and State aid for Miscellaneous Purposes to AS 29.60.100-180. These changes were largely cosmetic and only involved minor changes in definitions under these programs. Thus, the substance of the Revenue Sharing program has not changed since 1983.

The legislature borrowed language from the original Revenue Sharing statutes cited in the previous section to express the intent of the program: "The intent of this section [AS 29.60.370(b)], is that a municipality that levies property taxes reduce those levies in reasonable proportion to the amount of increased State aid received by the municipality."

When the Municipal Assistance program went into effect in FY 80, the authorizing statute used 10 percent of Corporate Income Tax receipts as a guideline for what the appropriation level to the program should be. The 1981 legislature repealed the separate accounting method of computing taxable income on the oil companies in Alaska and replaced it with modified apportionment. This change substantially lowered Corporate Income Tax revenues collected by the State and consequently the amount available for distribution through the Municipal Assistance Program. In recognition of this situation, the legislature changed the Municipal Assistance statutes to the present 30 percent appropriation level in the same year.

The language in the present Municipal Assistance was designed to give the legislature maximum flexibility in determining the appropriate level of Municipal Assistance funding. The statute reads: "The legislature may appropriate to the municipal assistance fund during each fiscal year an amount equal to or greater than 30 percent of the income tax revenue received by the state under AS 43.20.011(e) (Corporate Income Tax)."

Table 2 shows legislative appropriations for both Revenue Sharing and Municipal Assistance. The Corporate Income Tax revenue stream (on which appropriations to the Municipal Assistance Program are based) is also portrayed. For FY 86, the legislature chose to fund Municipal Assistance at the FY 85 level even though Corporate Income Tax revenue declined by a third between FY 84 and FY 85 (the appropriation level is based on the previous fiscal year revenues).

Table 2

Revenue Sharing and Municipal Assistance Appropriations

<u>Fiscal Year</u>	<u>Revenue Sharing</u> (\$ thousands)	<u>Municipal Assistance</u> (\$ thousands)	<u>Corporate Income Tax</u> (\$ millions)
1970	\$ 2,020.0		
1971	6,500.0		
1972	7,500.0		
1973	8,215.0		
1974	8,777.0		
1975	12,929.3		
1976	15,130.1		
1977	16,600.4		\$ 38.8 GR
1978	18,656.8	\$ 10,571.5	41.6 GR
1979	18,688.0	12,114.0	52.8 GR
1980	20,236.0	11,400.0	565.4
1981	51,900.0	56,500.0	894.9
1982	55,707.6	87,947.6	703.7
1983	55,721.0	71,300.0	266.3
1984	57,950.0	70,500.0	304.6
1985	59,950.0	81,306.8	204.6
1986	59,632.2	81,306.8	145.1
1987 estimated	47,897.1	65,858.5	
1988 Proposed**	38,401.3	52,686.8	

*from 141 mil - 86
 to 114 - 87
 to 91 mil - 88*

GR - Gross Receipts Tax Sharing.

*Base year for Municipal Assistance entitlement dispersal.

**Governor Cowper's recommended FY 88 budget includes a 20 percent reduction in Municipal Assistance and Revenue Sharing entitlements.

Source: "Governor's Task Force Report on State Shared Revenue", p. 7, 9, and "Revenue Sources FY 1985-88", Alaska Department of Revenue, March 1986, p. 32.

* * * *

As the Municipal Assistance appropriations decline--19 percent from FY 86 to FY 87, and a potential 20 percent reduction for FY 88--attention has been focused on the language in the authorizing statutes. In an era of declining State revenues, the corollary to property tax relief "in proportion to increased State aid" is property tax increases in proportion to declining State funding.

Comparison of Revenue Sharing and Municipal Assistance

State Revenue Sharing and Municipal Assistance are two of the major block grant type funding programs in Alaska. Other State revenue dispersing programs (such as educational support programs) are constitutionally mandated, while others are tied directly to specific tax sources (Amusement and Gaming Tax, Aviation Fuel Tax, Electric and Telephone Cooperative Tax, Liquor License Tax and Fisheries Tax) and shared on the basis of the origin of tax revenues. Table 3 portrays the geographic distribution of State operating expenditures (excluding loan programs) in FY 86 by House election district (the most recent year for which we have data). Together, Revenue Sharing and Municipal Assistance accounted for five percent of the flow of State operating dollars to the local level in FY 86.

PURPOSE

We have shown that while Revenue Sharing and Municipal Assistance are both programs that share State-generated revenues, they differ in their objectives and formulas for allocating funds. The Revenue Sharing Program was designed to allocate funds in an equitable manner so that local public services may be provided by municipalities despite inequalities in the distribution of taxable wealth in the state. The Municipal Assistance Program was designed specifically as a property tax relief measure.

State Revenue Sharing and Municipal Assistance have become increasingly important to local governments. Table 4 shows the proportion of the flow of State operating expenditures that these programs provide to each election district. The State Shared Revenue programs as a proportion of the total flow of State operating funds to election districts range from 10 percent in Kenai-Cook Inlet to a low of 3 percent in the Interior Rivers district. A 1983 report issued by the University of Alaska's Institute of Social and Economic Research (ISER), entitled "Effects of Oil Revenues on State Aid to Local Governments in Alaska" (Alaska Review of Social and Economic Conditions, September 1983, Volume XX, No. 4), indicates that the Shared Revenue programs have generally been effective in their stated objectives. Among the findings of this report were: 1) that there had been an expansion of local government services as indicated by the increase in local government employment and borough service areas; and 2) growth in municipal tax bases and increases in State aid generally resulted in a reduction in municipal property tax rates.

The development of the State Revenue and Municipal Assistance Programs must be considered in the context of the politics of the late 1970s and early 1980s. Nineteen-seventy-nine marked the beginning of the dollar deluge to the State treasury from oil revenues and legislators came under great pressure to bring some of the money home to their districts in the form of capital projects and public services that are taken for granted in other parts of the country. A rapidly expanding population placed extreme demands on existing services at the local level. Infrastructure development generated increased entitlement levels (e.g., new roads and health facilities were built). There was a national property tax relief movement underway, typified by the Proposition 13 legislation in California.

TABLE 3
FY 86 OPERATING BUDGET EXPENDITURES BY HOUSE ELECTION DISTRICT

ELECTION DISTRICT	FY 85 POPULATION	STATE EMPLOYEE		PUBLIC SCHOOLS			REVENUE SHARING	MUNI ASSISTANCE	OTHER SHARED TAXES	PUBLIC/MEDICAL ASSISTANCE	LONGEVITY BONUS	OFFICE LEASES	TOTAL EXPENDITURES
		SALARIES	BENEFITS	GRANTS	FOUNDCATION	DEBT IN THOUSANDS							
1 Ketchikan-Wrangell-Petersburg	18,689	\$22,014.6	\$5,540.4	\$6,842.8	\$14,181.9	\$4,909.3	\$3,333.0	\$2,894.6	\$1,050.3	\$3,404.0	\$3,185.4	\$438.2	\$67,794.7
2 Inside Passage	10,240	4,074.2	1,025.4	8,267.1	18,687.4	125.3	972.9	1,521.3	291.5	2,386.7	1,301.5	42.2	38,495.4
3 Baranof-Chitcheof	8,220	8,530.0	2,145.7	7,333.9	7,254.3	568.6	1,020.1	1,257.7	465.2	923.3	1,216.5	59.5	30,776.0
4 Juneau	23,773	156,907.6	39,488.9	14,595.3	17,699.9	6,412.2	5,889.5	4,170.7	118.6	3,245.6	2,908.0	7,407.6	258,843.6
5 Kasilof-Cook Inlet	32,202	19,419.8	4,887.4	11,341.7	35,470.0	13,006.3	5,175.8	5,429.5	1,134.6	5,943.6	3,078.8	1,077.0	105,564.4
6 Prince William Sound	10,357	26,204.1	6,594.8	5,381.4	7,181.9	4,980.2	1,915.9	1,575.1	774.2	1,217.3	1,204.5	1,007.3	58,036.7
7-15 Anchorage	245,491	245,913.8	61,889.0	103,369.9	139,764.1	22,975.2	19,957.2	37,025.7	1,181.3	35,713.4	14,715.2	14,736.6	597,241.5
16 Metanaska-Sustina	29,835	24,850.0	6,254.0	10,056.5	32,357.6	13,868.4	4,994.2	5,515.4	476.8	5,814.7	3,168.5	495.3	107,891.4
17 Interior Highways	10,313	6,764.3	1,702.4	4,875.6	18,012.9	206.6	840.6	367.7	15.4	2,886.7	1,143.5	120.0	36,730.6
18-21 Fairbanks	64,321	135,383.5	34,071.9	26,687.1	53,540.3	13,041.1	4,835.9	11,355.5	274.9	10,500.4	4,853.0	1,477.3	295,410.9
22 North Slope-Kotzebue	11,051	4,293.4	1,080.5	19,553.7	23,474.7	10,356.5	1,846.3	3,108.5	158.6	3,936.3	1,225.3	229.6	77,302.9
23 Norton Sound	10,975	10,445.2	2,628.7	18,855.1	24,404.2	0.0	1,807.5	1,578.6	49.1	6,760.4	1,413.3	228.5	68,170.6
24 Interior Rivers	10,652	7,193.9	1,810.5	14,521.4	30,382.8	194.6	1,945.4	1,132.2	72.8	8,114.0	1,297.0	80.2	68,744.7
25 Lower Kuskokwim	9,892	10,239.7	2,577.0	13,134.1	27,592.3	0.0	1,385.5	1,232.5	44.7	8,277.1	1,300.3	360.2	66,143.3
26 Bristol Bay-Alauntians	14,069	5,865.9	1,476.3	17,926.1	25,034.9	1,165.3	1,881.7	1,366.6	2,122.3	1,787.1	924.3	370.3	59,920.7
27 Kodiak-East Ale Peninsula	12,873	9,926.1	2,458.1	10,559.7	12,854.4	6,144.6	1,623.6	1,990.1	1,374.9	2,232.8	1,077.5	201.3	50,733.2
STATEWIDE/UNABLE TO ALLOCATE		\$3,903.5	\$982.4	\$11,885.5						\$79,577.0			\$732,276.4
OUT-OF-STATE										\$55.2		\$48.8	\$104.0
TOTAL	522,910	\$701,929.7	\$176,654.3	\$304,406.5	\$487,893.6	\$105,954.3	\$59,625.0	\$81,306.7	\$9,605.1	\$182,775.4	\$44,022.3	\$28,439.9	\$2,818,580.9
PERCENT OF TOTAL EXPENDITURES		24.9%	6.3%	10.8%	17.3%	3.8%	2.1%	2.9%	0.3%	6.5%	1.6%	1.0%	

NOTES: The grants expenditures, obtained from the Grants Information System operated by the Office of Management and Budget, includes some capital funds to State agencies and communities. As estimated \$29 million in capital expenditures are included in this grants column.

Actual FY 86 expenditures for medical assistance programs were not available. FY86 authorized funds for Medicaid (\$66.7 million), Catastrophic Illness (\$1.3 million), and General Relief-Medical (\$11.6 million) are included in the statewide/unallocated row under Public/Medical Assistance.

The table allocates about 74 percent of the FY 86 operating expenditures by election district. Other expenditures available in statewide totals include: debt service (\$168.9 million; 6.0%), medical assistance (\$79.6 million; 2.8%), State travel (\$30.4 million; 1.1%), and State purchases of commodities (\$78.7 million; 2.8%), equipment (\$16.4 million; 0.6%), contractual services (\$311.6 million; 11.1%), lands/buildings (\$11.3 million; 0.4%), and miscellaneous (\$18.6 million; 0.7%).

State employee salaries are based on Alaska Department of Labor employment and payroll data. The retirement, health, and supplemental benefits were allocated to election districts on the basis of Labor's payroll data.

Per capita figures were calculated using Alaska Department of Labor population estimates. The FY 86 per capita figures for election districts are slightly overstated because they are based on FY 85 population estimates (the most recent available).

excluding loan programs

TABLE 4
 FY 86 STATE SHARED REVENUE PROGRAMS (MUNICIPAL ASSISTANCE AND REVENUE SHARING)
 RELATED TO STATE OPERATING EXPENDITURES BY HOUSE ELECTION DISTRICT
 (\$ Thousands)

ELECTION DISTRICT		FY 85 POPULATION	REVENUE SHARING	MUNI ASSISTANCE	TOTAL STATE SHARED REVENUE	STATE SHARED REVENUE AS A PERCENT OF TOTAL ST. \$	TOTAL STATE EXPENDITURES	PER CAPITA STATE SHARED REVENUE
1	Ketchikan-Wrangell-Petersburg	18,689	\$3,333.0	\$2,894.6	\$6,227.6	9.2%	\$67,794.7	\$333
2	Inside Passage	10,240	972.9	1,321.3	2,294.2	6.0	38,495.4	224
3	Baranof-Chichagof	8,220	1,020.1	1,257.7	2,277.8	7.4	30,775.0	277
4	Juneau	23,729	5,889.5	4,170.7	10,060.1	3.9	258,843.5	424
5	Kanai-Cook Inlet	32,202	5,175.8	5,429.5	10,605.3	10.0	105,964.4	329
6	Prince William Sound	10,357	1,915.9	1,575.1	3,491.0	6.0	58,036.7	337
7-15	Anchorage	245,491	19,957.2	37,025.7	56,982.9	8.2	697,241.5	232
16	Matanuska-Susitna	29,836	4,994.2	5,515.4	10,509.6	9.7	107,891.4	352
17	Interior Highways	10,313	840.6	362.7	1,203.3	3.3	36,730.6	117
18-21	Fairbanks	64,321	4,835.9	11,355.5	16,191.4	5.5	295,410.9	252
22	North Slope-Kotzebue	11,051	1,846.3	3,108.5	4,954.8	6.4	77,302.9	448
23	Norton Sound	10,975	1,807.5	1,578.6	3,386.1	5.0	68,170.6	309
24	Interior Rivers	10,652	1,945.4	1,132.2	3,077.6	4.6	66,744.7	289
25	Lower Kuskokwim	9,892	1,385.5	1,232.5	2,617.9	4.0	66,143.3	265
25	Bristol Bay-Aleutians	14,069	1,881.7	1,366.6	3,248.3	5.4	59,920.7	231
27	Kodiak-East Ak Peninsula	12,873	1,823.6	1,980.1	3,803.7	7.5	50,733.2	295
STATE UNABLE TO ALLOCATE							\$732,276.4	
OUT-OF-STATE							\$104.0	
TOTAL		522,910	\$59,525.0	\$81,306.7	\$140,931.7	5.0%	\$2,818,580.9	\$270
PERCENT OF TOTAL EXPENDITURES			2.1%	2.9%	5.0%			

Prepared by the House Research Agency (Opsum3.wk1; 860227-07).

Governor's Task Force on State Shared Revenue

Governor Sheffield appointed a task force composed of municipal officials, executive branch administrators responsible for shared revenue programs, legislators and former government officials, which met for the first time on May 11, 1984 "to assess the present and future distribution of State-shared revenues for local governments." The task force examined the following issues in relation to the State Revenue Sharing and Municipal Assistance Programs:

- 1) formula modification;
- 2) increased predictability of entitlements;
- 3) consolidation of programs;
- 4) clarification of health facility definition;
- 5) treatment of unincorporated communities; and
- 6) raising minimum municipal entitlements.

The final task force report recommended that the formulae for Revenue Sharing and Municipal Assistance not be changed. It became obvious in their deliberations that any modification of the entitlement formulas would result in a redistribution of funds among municipalities (i.e., winners and losers). This was not acceptable to municipal leaders. Likewise combining the programs into a single distribution formula would disrupt the accepted balance of funding among municipalities. As we showed in previous sections of this memorandum, the present Revenue Sharing and Municipal Assistance programs have separate goals and objectives. Combining them into a single program would reopen the debate on many of the issues that took several years to resolve in the 1970s. The task force was reluctant to do this.

With regard to increased predictability of entitlements, the task force did recommend legislation and administrative changes to utilize prior year data in entitlement calculation. House Bill 90, introduced on January 30, 1987, and referred to the Community and Regional Affairs and Finance Committees, deals with this problem. Governor Cowper's proposal to pass biennial budgets for Revenue Sharing, Municipal Assistance and School Foundation Funding would go a long way toward increasing the predictability of the entitlement programs for local government planning.

Consolidation of programs, clarification of health facility definitions and treatment of unincorporated communities are issues that have largely been resolved legislatively (Chapter 74, SLA 1985) in previous sessions. Both programs are now administered by the Department of Community and Regional Affairs. Finally, any increase in minimum entitlements would come at the expense of larger municipalities and thus was not recommended.

* * * *

I have attempted to paint a broad brush picture of the development of State Shared Revenue Programs. I have not discussed the administrative operations of the programs or the technical details involved in calculating entitlements. The House Research Agency is in the process of transferring the Revenue Sharing and Municipal Assistance data files from Community and Regional Affairs to our computer system. We will be able to manipulate these data for specific requests. For further detail on the Shared Revenue Programs, I would suggest you call Jim Plasman (4750) at DCRA. Please feel free to call if you have further questions on this or any other subject.

BP

Attachments

MEMORANDUM

State of Alaska

FILE
⑤
SRS

TO: Marty Rutherford
Director

Community & Regional Affairs
DATE: July 11, 1986

THRU:

FILE NO.:

TELEPHONE NO.:

SUBJECT: SRS-MA Program

FROM: Jim Plasman
Local Government Specialist

You have asked that I analyze the impact of an additional 10-15 percent cut in State Revenue Sharing and Municipal Assistance on local governments in the state. It should be noted that both these programs have already been cut about 10 percent over FY 86.

	FY 86	FY 87
SRS	59,632,200	53,199,000
MA	81,306,800	73,176,100

Obviously the impact of cuts will vary from community to community. However, virtually all these communities have entered their new fiscal year and have based their budgets upon an expected level of funding from state revenue sharing and municipal assistance of about 90 percent of FY 86. Few of these communities will have the flexibility in either revenue reserves or their revenue raising capacity to absorb an additional 10 - 15 percent cut without a reduction in services and personnel.

A February, 1986 survey by the Alaska Municipal League found:

The results of the League survey show that state and federal revenue sharing funds are critical to our municipalities and their residents. Reductions will translate directly into higher taxes and/or reduced services.

A sampling of comments provided in the survey include the following:

- cut services and/or wages
- library would have to be run on voluntary basis
- funds used to supplement sales and property taxes, cuts will mean raising revenues and/or cutting services.
- will have to cut or eliminate functions.
- in case of loss in revenues, will reduce museum and library first, then recreation and tourism/economic development.
- city budget is already "no frills", further cuts will necessitate a reduction services.
- layoff staff and curtail services.

Marty Rutherford
Page Two

If cuts are to be considered in these programs, some thought should be given to the nature of the programs and the pattern of distribution of funds under their respective formulae. Municipal Assistance, which is based upon a per capita distribution of funds, was intended to reduce tax levies in the municipality in reasonable proportion to the amount of aid received (see AS 29.60.370(b)). There is no reference in the formula for need. The equalization formula of the State Revenue Sharing Program, on the other hand, was designed to "provide for more equitable allocation of financial resources among municipalities". The way this was done was to consider the taxable wealth of communities along with their local tax burden and populations to allocate state assistance. The revenue sharing program additionally provides

- a minimum entitlement to municipalities of \$25,000,
- a geographic COLA factor
- support for unincorporated communities.

If municipal assistance payments have been properly utilized, as statutorily mandated, to reduce tax levies, then arguably a reduction in Municipal Assistance can be more readily taken up by increased taxes, than a reduction in State Revenue Sharing, which is designed to "equalize" state assistance to those communities which are most needy. It should be noted, however, that adjustment of property tax rates at this late date would be virtually impossible. AS 29.45.240(b) requires a general law municipality to determine its tax levy rate by June 15, and tax notices be sent out by July 1, both of which are now past.

Attached is a table showing operating revenues of a sampling of Alaskan municipalities indicating the proportion of the total made up by State Revenue Sharing and Municipal Assistance. These figures are based on FY 86.

Attachment

cc: Doug
Bill

file code: 1413

FY 85

<u>MUNICIPALITY</u>	<u>REVENUE SHARING</u>	<u>MUNICIPAL ASST.</u>	<u>OPERATING REVENUE</u>	<u>% of REVENUE</u>
City & Boro Sitka	880,814	1,236,418	9,254,768	22.88%
Mun. of Anchorage	18,743,160	37,712,868	195,900,000	28.82%
City & Boro Juneau	6,136,544	4,261,590	24,199,808	42.97%
Fairbanks	3,524,035	4,690,027	14,071,833	58.37%
Haines	140,270	165,065	1,010,295	30.22%
Bethel	895,405	560,682	3,901,612	37.32%
Nome	839,236	554,588	3,926,894	35.49%
Valdez	608,218	863,694	25,830,618	5.70%
Eagle	27,531	19,917	82,413	57.57%
Pelican	32,005	31,529	388,793	16.34%
Tuluksak	133,213	36,703	511,864	33.20%
Gambell	52,704	68,624	315,837	38.41%
Upper Kalskag	48,595	19,151	75,189	90.10%
Buckland	32,664	33,731	175,784	37.77%
Hydaburg	23,659	59,555	186,967	44.51%

18170

FY 86

<u>MUNICIPALITY</u>	<u>REVENUE SHARING</u>	<u>MUNICIPAL ASST.</u>	<u>OPERATING REVENUE</u>	<u>% of REVENUE</u>
City & Boro Sitka	915,228	1,194,826	9,254,768	22.79%
Mun. of Anchorage	19,957,163	37,025,717	195,900,000	29.08%
City & Boro Juneau	5,889,458	4,170,653	24,199,808	41.57%
Fairbanks	1,479,446	4,552,391	14,071,833	42.86%
Haines	100,411	170,606	1,010,295	25.73%
Bethel	721,615	542,060	3,901,612	32.38%
Nome	917,847	554,330	3,926,894	37.48%
Valdez	588,365	845,040	25,830,618	5.54%
Eagle	28,762	25,923	82,413	66.35%
Pelican	31,003	30,451	388,793	15.80%
Tuluksak	132,197	41,663	511,864	33.96%
Gambell	38,800	66,094	315,837	33.21%
Upper Kalskag	47,263	18,478	75,189	87.43%
Buckland	33,870	32,735	175,784	37.89%
Hydaburg	24,520	61,781	186,967	46.15%

Note: Under the State Revenue Sharing Program, minimum entitlement municipalities as provided in AS 29.60.290 will continue to receive their \$25,000 minimum entitlement regardless of the amount of funds cut from the revenue sharing budget.

18180/BR/rr

Alaska MUNICIPAL League

TELEPHONE
(907) 586-1325

105 MUNICIPAL WAY, SUITE 301
JUNEAU, ALASKA 99801

RECEIVED

MAY 05 1986

LEGISLATION SURVEY RESULTS

February 1986

MRAD
DEPT. OF COMMUNITY
AND REGIONAL AFFAIRS

The results of the League survey show that state and federal revenue sharing funds are critical to our municipalities and their residents. Reductions will translate directly into higher taxes and/or reduced services. The impact of other legislation proposed at the state and federal level is, for the most part, uncertain at best. The League received 28 responses to its "Legislation Survey" sent to all member mayors in February. Below are the results which we encourage you to use in letters to your representatives in Washington and Juneau, and with the press, to press them to help the League and you on these key legislative issues.

rework these to reflect 40% red

<u>Source of Funds</u>	<u>Municipality Type</u>	<u>Percent of FY86 Budget (range)</u>	<u>Replace Funds (range)</u>
State Revenue Sharing	Boroughs	11.8 (25.9 - 4)	2.5 (4.2 - .5)
	Home Rule Cities	12.4 (23.9 - 6.4)	3.9 (9 - 1.4)
	First Class Cities	9.7 (20 - 6.7)	3.0 (4.9 - 1.6)
	Second Class Cities	26.8 (42 - 4.1)	n.a. (Eagle - 7)
	Overall	15.2	3.1
Municipal Assistance	Boroughs	10.3 (15.1 - 6.2)	2.3 (3.1 - 1.4)
	Home Rule Cities	14.7 (19.8 - 9.5)	4.2 (5.5 - 3.1)
	First Class Cities	14.7 (39 - 6.7)	3.1 (3.5 - 2.9)
	Second Class Cities	20.3 (37.9 - 8.2)	n.a. (Eagle - 7)
	Overall	15	2.5
Federal Revenue Sharing	Boroughs	2.5 (4 - 1.3)	2.3 (7.5 - .2)
	Home Rule Cities	3.2 (4.2 - 1.2)	1.2 (1.5 - .2)
	First Class Cities	2.7 (5 - .8)	1.0 (1.4 - .8)
	Second Class Cities	2.7 (5 - .5)	n.a. (Eagle - 1)
	Overall	2.3	1.5

USES AND COMMENTS

State Revenue Sharing Uses (number of times mentioned)

General operation and administration (24); Mentioned specifically: roads (17), health (14), police (12), fire (8), parks and recreation (7), public works (4), library (4), landfill/refuse collection (4), building maintenance (4), docks/harbor (3), planning (2), water and sewer (2), social services/mental health/drug and alcohol (1), capital equipment (1), and professional fees/audit/legal (1)

Comments:

1. Cut services and/or wages
2. Could not provide basic services without the funds; no tax base or retail activity.
3. Needed for operation of the city per Alaska Statues.

State Revenue Sharing Comments (cont.)

4. Library would have to be run on voluntary basis.
5. Funds used to supplement sales and property taxes; cuts will mean raising revenues and/or cutting services.
6. Reductions will mean raising taxes and/or cutting services.
7. Will have to cut or eliminate functions.
8. Funds used as seed money for all city operations; without these funds we would not be where we are today.
9. O & M costs necessary for past projects would increase.
10. Our municipality would not be able to operate without these funds including city hall and community center.
11. In case of loss in revenues, will reduce museum and library first, then recreation and tourism/economic development.
12. Has been major source of funding for administration, sanitation, maintenance and roads.
13. City budget is already "no frills", further cuts will necessitate a reduction in services.
14. Basic services.
15. For a small community to survive in this State, we must have some form of city government that works on a day-to-day basis, and that costs money.
16. With meager amount we receive, a 1% drop will kill us in the long run.

Municipal Assistance Uses

General operation and administration (18); same as revenue sharing (8); mentioned specifically: police (7), fire (4), public works (4), health (4), parks and recreation (4), roads (3), capital equipment (2), water and sewer (2), heating fuel (2), professional fees (2), library (1), landfill (1), docks/harbors (1), social services (1), building maintenance (1), and street lights (1).

Comments:

1. Had to cancel fire insurance; difficult to heat buildings.
2. Operation of the city per Alaska Statutes.
3. Layoff staff and curtail services.
4. Increase local property taxes.
5. Property tax increase.
6. Revenue sharing and municipal assistance are the only statewide programs that treat all taxpayers the same; others for special interests.
7. Receive funds late; need a firm figure.
8. Major source of funds for planning and zoning, administration, welfare house, and alcohol and drug abuse programs.
9. If municipal assistance goes down, property taxes will go up.
10. Partially funded electrical distribution system.

Federal Revenue Sharing Uses

General operation and administration (11); mentioned specifically: police (7), fire (6), parks and recreation (4), health (3), senior citizen programs (3), capital equipment (3), library (2), social services (2), roads (2), public works (1), planning (1), transit (1), professional fees (1), street lights (1), and airport (1).

Comments

1. Used for borough assessor; requirements are more expensive than the benefits.
2. Ill-conceived program that should have been abolished when Carter left office.
3. The cost of federal handicap regulations exceeded the funds received.
4. Traditionally used for street lights.
5. Used to reduce local taxes; reductions will mean cultural and recreation services will face cut backs.
6. Funds used for TV station, roads, and police vehicles.

Possible Impacts of Gramm-Rudman-Hollings Law (most did not know)

1. Clinic lease through IHS/PHS; drug and alcohol abuse program.
2. BIA grant and other grants.
3. PILT funds, one of the municipality's major revenue source, may be cut.
4. PILT may be reduced by \$70,000.
5. Possibly PILT funds (\$360,000).
6. Not sure but possibly reduce or eliminate the headstart program, some school programs, and summer youth program.
7. Cuts will reduce funds for capital projects such as airports and water and sewer projects needed for economic development.
8. EDA grants, EPA grants, and FAA grants.
9. FAA allocation to airport; senior citizen programs such as lunches, transportation and day care.

Planned Schools (potentially affected by debt limit)

1. Juneau - middle school in 1987 for \$18 million; elementary school in 1988 for 7.5 million; high school in 1989 for 27 million.
2. Nome - elementary school in 1987 for \$18 million.
3. Sitka - elementary school in 1987 for \$15.6 million; jr. high school reconstruction in 1987 for \$5.9 million.

Other Capital Projects Planned (potentially affected by debt limit)

1. Galena - water and sewer construction; electric company expansion.
2. Kenai - community center in 1987 for \$2.25 million.
3. Nulato - water and sewer.
4. St. Mary's - water and sewer in 1988 for \$2 million (\$400,000 bond amount).
5. Sand Point - airport expansion in 1987-90 for \$14 million.
6. Palmer - courthouse in 1986 for \$4.5 million.

Comments on Proposed State Debt Limit

1. Could be a problem for future projects; how else can a city satisfy DEC rules?
2. Should put a limit on borough school bonds
3. No problem - state debt ceiling is long overdue.
4. Do not penalize other municipalities because of high indebtedness of the North Slope Borough.
5. City considering bonding for the first time for water and sewer project.
6. Do not perceive problem with 7% limit but should not include revenue bonds; good idea.

Project Potentially Affected By Federal Tax Reform Legislation (most did not know)

1. Water/sewer; landfill; access & parking; bridge.
2. \$18 million in non-governmental bonds for water, sewer, sidewalks and electricity to Ft. Wainwright for infantry division.
3. New courthouse for \$4.5 million and industrial park for \$2 million.

Municipalities (respondents) that had some insurance: 26 out of 28 (93%); two municipalities have cancelled their insurance.

Increase from FY 85 to FY 86: All increased (100%); the range was from 232 to 39%; one municipality's premium increased 142% for 1/4th the coverage; another's increased 56% for 1/9th the coverage!

Insurance as a percent of FY 86 operating budget: Average 7.2% (the range was 18.9% - .5%)

Municipalities participating in the AML Insurance Program: 10 out of 28 (36%)

Municipalities interested in pooling: 24 out of 28 (86%)

Municipalities which have reduced services due To premium increases: 4 out of 28 (14%)

Eminent Domain (Title 29 changes limited the ability of municipalities to exercise eminent domain powers outside their boundaries)

Municipalities which provide services outside their municipal boundaries: 9 out of 28 (32%)

Planned to expand services outside: 4 out of 28 (14%)

See limit as a problem: 7 out of 28 (25%)

Have ever used eminent domain: 3 out of 28 (11%)

THANKS to the following municipalities that completed and returned the survey: Kodiak Island Borough, Juneau, Sitka, Haines Borough, Fairbanks, Kenai, Kodiak, Palmer, Galena, Nome, Pelican, St. Mary's, Sand Point, Skagway, Soldotna, Wasilla, Unalaska, Alakanuk, Aleknagik, Bethel, Eagle, Houston, Kotzebue, McGrath, Nuiqsut, Nulato, Tenakee Springs, and Wales.

MEMORANDUM

FILE (6) SRS
State of Alaska

Community and Regional Affairs

TO: Terry Hocfferle
Legislative Aide

DATE: February 24, 1987

FILE NO.: 3158G/BR/br

THRU: Jim Plasman
Local Government Specialist

TELEPHONE NO.:

SUBJECT: SRS/MA Projections

FROM: Bill Rolfzen
Administrative Assistant

As requested, attached is a report showing comparative levels of state revenue sharing and municipal assistance entitlements by municipality for Fiscal Years 86, 87, and 88. This report is based upon the following assumptions:

- 1) FY 86 municipal data elements (such as locally generated revenues, population, road miles, health facilities, etc.) were used for all three years;
- 2) actual FY 86 and 87 funding levels were used;
- 3) the FY 88 appropriation level was based upon a 20 percent reduction in the FY 87 funding level.

Note, the Fiscal Year 86 entitlements shown here vary somewhat from the actual FY 86 entitlements as adjustments were made to the data elements used to calculate these entitlements. These adjustments were necessary due to audits and financial statements being submitted after the final entitlement calculations were made last April.

Attachments

SRS/MA PROJECTION RUN FOR COMPARATIVE PURPOSES ONLY!!

(ACTUAL ENTITLEMENTS WILL VARY)

city	85	86	86	87	87	87	88	88	88
	REVENUE SHARING TOTAL	MUNICIPAL ASSISTANCE TOTAL	TOTAL	REVENUE SHARING TOTAL	MUNICIPAL ASSISTANCE TOTAL	TOTAL	REVENUE SHARING TOTAL	MUNICIPAL ASSISTANCE TOTAL	TOTAL
ANCHORAGE	\$19,056,869	\$37,712,869	\$56,769,738	\$15,044,404	\$30,549,887	\$45,594,291	\$11,837,256	\$24,442,506	\$36,279,762
BRISTOL BAY BOROUGH	\$131,553	\$184,789	\$316,342	\$104,644	\$147,482	\$252,126	\$82,670	\$115,672	\$198,342
FAIRBANKS NORTH STAR	\$3,350,162	\$6,147,060	\$9,507,222	\$2,658,368	\$4,928,181	\$7,586,550	\$2,094,067	\$3,888,928	\$5,982,996
HAINES	\$41,877	\$110,483	\$152,360	\$32,989	\$87,940	\$120,928	\$25,926	\$68,719	\$94,645
JUNEAU	\$6,135,166	\$4,261,590	\$10,396,756	\$4,832,620	\$3,412,089	\$8,244,708	\$3,797,880	\$2,687,777	\$6,485,658
KENAI PENINSULA	\$3,772,269	\$3,389,551	\$7,139,820	\$3,019,669	\$2,725,031	\$5,744,699	\$2,403,063	\$2,158,441	\$4,561,503
KETCHIKAN GATEWAY	\$751,560	\$779,387	\$1,530,946	\$589,364	\$616,273	\$1,205,637	\$462,053	\$477,197	\$939,250
KODIAK ISLAND	\$894,930	\$840,563	\$1,735,493	\$717,467	\$661,510	\$1,378,978	\$569,153	\$508,845	\$1,077,998
KATANUSKA SUSITNA	\$4,283,385	\$3,724,989	\$8,008,374	\$3,427,253	\$2,931,199	\$6,358,452	\$2,715,968	\$2,254,389	\$4,970,357
NORTH SLOPE	\$951,533	\$1,605,566	\$2,557,099	\$757,686	\$1,517,772	\$2,275,458	\$598,911	\$1,442,915	\$2,041,826
SITKA	\$944,226	\$1,236,418	\$2,180,644	\$751,492	\$995,108	\$1,746,600	\$593,857	\$789,760	\$1,383,217
AKIAK	\$33,042	\$33,733	\$66,775	\$32,656	\$26,395	\$59,051	\$32,092	\$20,138	\$52,230
AKUTAN	\$31,740	\$25,637	\$57,377	\$31,342	\$20,089	\$51,431	\$30,776	\$15,359	\$46,135
ALAKANUK	\$93,072	\$81,070	\$174,142	\$75,014	\$64,515	\$139,529	\$59,672	\$50,400	\$110,072
ALEKNAGIK	\$48,426	\$31,637	\$80,063	\$39,419	\$24,827	\$64,247	\$32,209	\$19,021	\$51,230
ALLAKAKET	\$34,341	\$23,654	\$57,996	\$33,956	\$18,518	\$52,473	\$33,384	\$14,138	\$47,521
AMBLER	\$37,096	\$37,591	\$74,686	\$34,307	\$29,519	\$63,825	\$33,794	\$22,636	\$56,430
ANAKTUVUK PASS	\$33,885	\$31,282	\$65,167	\$33,389	\$24,472	\$57,861	\$32,721	\$18,666	\$51,387
ANDERSON	\$42,439	\$71,371	\$113,810	\$34,679	\$56,078	\$90,757	\$34,230	\$43,039	\$77,269
ANGOOD	\$29,559	\$78,484	\$108,043	\$25,552	\$61,988	\$87,540	\$25,169	\$47,923	\$73,092
ANIAK	\$103,696	\$68,155	\$171,851	\$84,626	\$53,977	\$138,603	\$67,753	\$41,889	\$109,643
ANVIK	\$34,671	\$15,424	\$50,095	\$34,364	\$12,078	\$46,442	\$33,862	\$9,225	\$43,086
ATMAUTLUAK	\$32,433	\$32,197	\$64,630	\$32,017	\$25,182	\$57,199	\$31,424	\$19,200	\$50,624
ATQASUK	\$33,885	\$46,057	\$79,942	\$33,389	\$39,776	\$73,165	\$32,721	\$34,420	\$67,141
BARROW	\$32,938	\$417,787	\$450,724	\$21,897	\$331,783	\$353,680	\$14,496	\$258,453	\$272,949
BETHEL	\$737,987	\$560,683	\$1,298,670	\$590,797	\$452,635	\$1,043,432	\$468,315	\$360,510	\$828,825
BREVIG MISSION	\$34,166	\$21,541	\$55,707	\$33,738	\$16,874	\$50,612	\$33,129	\$12,895	\$46,023
BUCKLAND	\$33,885	\$33,731	\$67,616	\$33,389	\$26,452	\$59,841	\$32,721	\$20,245	\$52,966
CHEFDORNAK	\$32,932	\$36,841	\$69,773	\$32,519	\$28,916	\$61,435	\$31,932	\$22,158	\$54,090
CHEVAK	\$33,109	\$71,735	\$104,844	\$32,739	\$56,119	\$88,858	\$32,189	\$42,805	\$74,994
CHIGNIK	\$31,552	\$16,993	\$48,545	\$31,109	\$13,353	\$44,462	\$30,504	\$10,250	\$40,753
CHUATHBALUK	\$36,918	\$16,993	\$53,911	\$34,566	\$13,353	\$47,919	\$34,097	\$10,250	\$44,347
COLD BAY	\$31,870	\$37,703	\$69,574	\$31,504	\$30,365	\$61,869	\$30,966	\$24,108	\$55,074
CORDOVA	\$518,452	\$383,906	\$902,358	\$416,610	\$309,937	\$726,547	\$330,891	\$246,868	\$577,760

CRAIG	\$155,464	\$126,892	\$282,356 :	\$122,805	\$100,269	\$223,074 :	\$96,657	\$77,569	\$174,227
DEERING	\$34,429	\$20,356	\$54,785 :	\$34,065	\$15,012	\$50,076 :	\$33,511	\$12,308	\$45,819
DELTA JUNCTION	\$78,414	\$186,786	\$265,200 :	\$63,806	\$152,385	\$216,191 :	\$51,008	\$123,053	\$174,061
DILLINGHAM	\$224,979	\$299,447	\$524,426 :	\$177,510	\$239,978	\$417,488 :	\$139,626	\$189,273	\$328,899
DIOEDE	\$31,479	\$20,651	\$52,130 :	\$31,018	\$16,160	\$47,178 :	\$30,397	\$12,331	\$42,728
EAGLE	\$28,771	\$19,917	\$48,688 :	\$28,499	\$15,749	\$44,247 :	\$28,065	\$12,195	\$40,260
EEK	\$33,031	\$35,090	\$68,121 :	\$32,642	\$27,487	\$60,130 :	\$32,076	\$21,005	\$53,081
EKWOK	\$31,984	\$10,694	\$42,679 :	\$31,646	\$8,376	\$40,021 :	\$21,131	\$6,398	\$37,530
ELIM	\$34,543	\$33,688	\$68,232 :	\$34,206	\$26,409	\$60,615 :	\$33,677	\$20,202	\$53,879
EMMONAK	\$41,382	\$89,233	\$130,615 :	\$29,600	\$70,418	\$100,017 :	\$19,761	\$54,375	\$74,136
FAIRBANKS	\$1,510,520	\$4,690,028	\$6,200,547 :	\$1,214,773	\$3,894,477	\$5,109,250 :	\$965,233	\$3,216,165	\$4,181,398
FORT YUKON	\$74,624	\$92,855	\$167,478 :	\$60,246	\$74,040	\$134,285 :	\$47,967	\$57,997	\$105,964
GALENA	\$126,014	\$128,161	\$254,175 :	\$100,515	\$101,685	\$202,200 :	\$79,524	\$79,110	\$158,635
GAMBELL	\$39,565	\$68,624	\$108,190 :	\$34,174	\$53,948	\$88,122 :	\$33,639	\$41,434	\$75,073
GOLOVIN	\$46,724	\$17,039	\$63,763 :	\$38,094	\$13,458	\$51,551 :	\$34,544	\$10,405	\$44,948
GOODNEWS BAY	\$33,174	\$31,511	\$64,685 :	\$32,820	\$24,642	\$57,462 :	\$32,284	\$18,786	\$51,070
HAINES	\$137,559	\$165,065	\$302,635 :	\$105,563	\$133,394	\$238,957 :	\$79,695	\$106,389	\$186,084
HOLY CROSS	\$50,210	\$36,630	\$86,840 :	\$40,906	\$28,823	\$69,729 :	\$34,643	\$22,165	\$56,808
HOMER	\$437,094	\$523,253	\$960,347 :	\$345,499	\$422,514	\$768,013 :	\$272,030	\$336,621	\$608,651
HOONAH	\$79,619	\$123,249	\$202,868 :	\$63,536	\$97,859	\$161,394 :	\$50,279	\$76,210	\$126,489
HOOPER BAY	\$32,749	\$93,845	\$126,594 :	\$32,292	\$73,865	\$106,177 :	\$31,667	\$56,866	\$88,533
HOUSTON	\$90,195	\$100,963	\$191,158 :	\$73,611	\$79,272	\$152,882 :	\$58,935	\$60,777	\$119,712
HUGHES	\$34,605	\$13,251	\$47,856 :	\$34,283	\$10,374	\$44,657 :	\$33,766	\$7,921	\$41,687
HUSLIA	\$67,652	\$38,683	\$106,334 :	\$55,175	\$30,376	\$85,551 :	\$44,160	\$23,293	\$67,454
HYDABURG	\$24,528	\$59,555	\$84,084 :	\$24,221	\$46,963	\$71,183 :	\$23,783	\$36,226	\$60,009
KACHEMAK	\$26,187	\$44,166	\$70,353 :	\$25,804	\$34,626	\$60,430 :	\$25,288	\$26,493	\$51,780
KAKE	\$38,362	\$87,254	\$125,616 :	\$30,605	\$68,732	\$99,337 :	\$25,023	\$52,940	\$77,969
KAKTOVIK	\$33,885	\$29,037	\$62,922 :	\$33,389	\$22,932	\$56,321 :	\$32,721	\$17,726	\$50,447
KALTAG	\$45,645	\$34,537	\$80,182 :	\$37,059	\$26,993	\$64,053 :	\$34,308	\$20,561	\$54,869
KASAAN	\$24,632	\$9,437	\$34,069 :	\$24,350	\$7,382	\$31,732 :	\$23,934	\$5,630	\$29,564
KASIGLUK	\$32,954	\$53,269	\$86,223 :	\$32,547	\$41,704	\$74,250 :	\$31,964	\$31,843	\$63,807
KENAI	\$633,912	\$975,926	\$1,609,838 :	\$503,638	\$794,643	\$1,298,281 :	\$397,625	\$640,075	\$1,037,700
KETCHIKAN	\$1,399,285	\$1,339,633	\$2,738,918 :	\$1,108,616	\$1,092,658	\$2,201,274 :	\$873,953	\$882,080	\$1,756,033
KIANA	\$34,405	\$55,646	\$90,051 :	\$34,034	\$43,788	\$77,822 :	\$33,475	\$33,677	\$67,152
KING COVE	\$86,743	\$71,859	\$158,602 :	\$68,740	\$56,566	\$125,306 :	\$54,197	\$43,527	\$97,723
KIVALINA	\$33,885	\$36,713	\$70,598 :	\$33,389	\$28,729	\$62,118 :	\$32,721	\$21,921	\$54,642
KLAWOCK	\$81,589	\$74,377	\$155,966 :	\$64,717	\$58,467	\$123,185 :	\$51,051	\$44,903	\$95,953
KOBUK	\$34,532	\$11,593	\$46,125 :	\$34,192	\$9,069	\$43,261 :	\$33,660	\$6,916	\$40,577
KODIAK	\$738,817	\$978,499	\$1,717,316 :	\$580,583	\$800,268	\$1,380,851 :	\$455,685	\$648,303	\$1,103,988
KOTLIK	\$32,932	\$56,597	\$89,529 :	\$32,519	\$44,474	\$76,994 :	\$31,932	\$34,138	\$66,070
KOTZEBUE	\$287,865	\$434,546	\$722,412 :	\$227,710	\$347,045	\$574,755 :	\$179,359	\$272,439	\$451,799

KOYUK	\$34,431	\$28,879	\$63,310 :	\$34,067	\$22,627	\$56,694 :	\$33,514	\$17,296	\$50,810
KOYUKUK	\$34,473	\$13,615	\$48,088 :	\$34,119	\$10,738	\$44,857 :	\$33,575	\$8,285	\$41,850
KUPREANOF	\$25,241	\$6,854	\$32,095 :	\$24,872	\$5,357	\$30,228 :	\$24,374	\$4,080	\$28,454
LARSEN BAY	\$26,289	\$28,893	\$55,182 :	\$25,930	\$22,582	\$48,512 :	\$25,435	\$17,201	\$42,636
LOWER KALSKAG	\$92,614	\$36,626	\$129,241 :	\$75,500	\$28,672	\$104,171 :	\$60,413	\$21,889	\$82,302
MANOKOTAK	\$31,775	\$40,500	\$72,275 :	\$31,386	\$31,724	\$63,109 :	\$30,827	\$24,240	\$55,068
MARSHALL	\$33,355	\$37,076	\$70,431 :	\$33,045	\$29,092	\$62,136 :	\$32,547	\$22,284	\$54,831
MCGRATH	\$81,257	\$71,886	\$153,143 :	\$65,586	\$56,916	\$122,502 :	\$52,212	\$44,152	\$96,365
MEKORYUK	\$33,516	\$24,693	\$58,209 :	\$33,244	\$19,351	\$52,595 :	\$32,780	\$14,796	\$47,576
MOUNTAIN VILLAGE	\$106,566	\$91,813	\$198,380 :	\$86,301	\$72,264	\$158,565 :	\$68,821	\$55,596	\$124,417
NAPAKIAK	\$33,292	\$44,953	\$78,246 :	\$32,967	\$35,472	\$68,439 :	\$32,456	\$27,389	\$59,844
NAPASKIAK	\$32,932	\$39,121	\$72,053 :	\$32,519	\$30,579	\$63,099 :	\$31,932	\$23,296	\$55,229
NENANA	\$185,507	\$86,044	\$271,551 :	\$147,528	\$69,988	\$217,515 :	\$116,534	\$56,298	\$172,832
NEW STUYAHOK	\$31,740	\$45,667	\$77,407 :	\$31,342	\$35,775	\$67,117 :	\$30,776	\$27,341	\$58,117
NEWHALEN	\$31,740	\$18,084	\$49,824 :	\$31,342	\$14,180	\$45,522 :	\$30,776	\$10,852	\$41,628
NEWTOK	\$32,932	\$25,227	\$58,159 :	\$32,519	\$19,738	\$52,257 :	\$31,932	\$15,058	\$46,990
NIGHTMUTE	\$32,932	\$19,506	\$52,438 :	\$32,519	\$15,250	\$47,769 :	\$31,932	\$11,621	\$43,553
NIKOLAI	\$34,456	\$14,797	\$49,253 :	\$34,097	\$11,569	\$45,666 :	\$33,549	\$8,816	\$42,365
NOME	\$936,235	\$554,588	\$1,490,824 :	\$751,258	\$445,043	\$1,196,302 :	\$596,241	\$351,642	\$947,883
NONDALTON	\$96,835	\$32,276	\$129,111 :	\$76,985	\$25,320	\$102,304 :	\$60,801	\$19,388	\$80,189
NOORVIK	\$99,492	\$70,881	\$170,373 :	\$81,030	\$55,706	\$136,735 :	\$64,807	\$42,767	\$107,573
NORTH POLE	\$75,315	\$166,399	\$241,714 :	\$60,094	\$136,339	\$196,994 :	\$47,553	\$111,747	\$159,300
NUQSUT	\$33,885	\$41,555	\$75,440 :	\$33,309	\$32,485	\$65,874 :	\$32,721	\$24,751	\$57,472
NUKATO	\$50,382	\$51,984	\$102,366 :	\$40,644	\$40,771	\$81,415 :	\$34,145	\$31,211	\$65,356
AKOLMIUT (MUNAPITCHUK)	\$99,625	\$47,751	\$147,376 :	\$81,068	\$37,389	\$118,457 :	\$64,808	\$28,555	\$93,363
OLD HARBOR	\$26,489	\$50,747	\$77,237 :	\$26,179	\$39,740	\$65,919 :	\$25,726	\$30,355	\$56,081
OUZINKIE	\$26,398	\$31,643	\$58,040 :	\$26,065	\$24,803	\$50,869 :	\$25,593	\$18,972	\$44,565
PALMER	\$569,694	\$429,242	\$998,936 :	\$456,261	\$347,288	\$803,550 :	\$361,750	\$277,413	\$639,163
PELICAN	\$32,019	\$31,529	\$63,548 :	\$26,166	\$25,277	\$51,443 :	\$25,711	\$19,946	\$45,657
PETERSBURG	\$713,285	\$465,214	\$1,178,500 :	\$568,432	\$373,134	\$941,566 :	\$449,507	\$294,624	\$744,131
PILOT STATION	\$33,101	\$54,567	\$87,669 :	\$32,729	\$42,709	\$75,438 :	\$32,178	\$32,598	\$64,776
POINT HOPE	\$33,885	\$81,399	\$115,284 :	\$33,389	\$64,375	\$97,764 :	\$32,721	\$49,859	\$82,579
PORT ALEXANDER	\$25,241	\$13,194	\$38,435 :	\$24,872	\$10,376	\$35,248 :	\$24,374	\$7,973	\$32,347
PORT HEIDEN	\$90,094	\$12,870	\$102,964 :	\$73,539	\$10,111	\$83,650 :	\$58,883	\$7,758	\$66,641
PORT LIONS	\$26,457	\$39,439	\$65,896 :	\$26,138	\$30,897	\$57,036 :	\$25,679	\$23,614	\$49,293
QUINHAGAK	\$33,081	\$57,672	\$90,753 :	\$32,704	\$45,227	\$77,931 :	\$32,148	\$34,615	\$66,763
RUBY	\$34,529	\$32,079	\$66,608 :	\$34,189	\$25,239	\$59,428 :	\$33,656	\$19,408	\$53,065
RUSSIAN MISSION	\$33,071	\$23,562	\$56,633 :	\$32,692	\$18,426	\$51,117 :	\$32,134	\$14,046	\$46,180
SAINT GEORGE	\$53,231	\$23,251	\$76,483 :	\$43,280	\$18,203	\$61,483 :	\$34,585	\$13,898	\$48,483
SAINT MARY'S	\$92,550	\$76,276	\$168,825 :	\$73,684	\$59,750	\$133,434 :	\$58,239	\$45,660	\$103,898
SAINT MICHAEL	\$34,421	\$42,138	\$76,559 :	\$34,055	\$33,831	\$67,886 :	\$33,500	\$26,748	\$60,248

SAINT PAUL	\$144,902	\$80,463	\$225,365 :	\$117,517	\$62,998	\$180,515 :	\$93,785	\$48,107	\$141,892
SAND POINT	\$69,027	\$121,360	\$190,387 :	\$55,415	\$95,823	\$151,238 :	\$43,991	\$74,049	\$118,041
SAVOONGA	\$34,420	\$66,443	\$100,863 :	\$34,054	\$52,441	\$86,495 :	\$33,498	\$40,503	\$74,002
SAXMAN	\$88,010	\$47,221	\$135,231 :	\$69,250	\$37,153	\$106,403 :	\$54,390	\$28,569	\$82,959
SCAMMON BAY	\$33,074	\$40,464	\$73,538 :	\$32,696	\$31,747	\$64,442 :	\$32,139	\$24,313	\$56,452
SELAWIK	\$34,148	\$86,655	\$120,803 :	\$33,716	\$67,957	\$101,673 :	\$33,103	\$52,015	\$85,118
SELDOVIA	\$62,579	\$96,570	\$159,149 :	\$49,820	\$76,669	\$126,489 :	\$33,375	\$59,700	\$99,076
SEWARD	\$665,527	\$324,079	\$989,606 :	\$536,156	\$263,260	\$799,416 :	\$426,405	\$211,404	\$377,809
SHAGELUK	\$34,749	\$20,192	\$54,941 :	\$34,461	\$15,819	\$50,280 :	\$33,975	\$12,090	\$46,065
SHAKTOOLIK	\$34,473	\$23,088	\$57,561 :	\$34,119	\$18,068	\$52,188 :	\$33,575	\$13,789	\$47,364
SHELDON POINT	\$32,932	\$18,659	\$51,591 :	\$32,519	\$14,608	\$47,128 :	\$31,932	\$11,155	\$43,087
SHISHMAREF	\$34,059	\$56,337	\$90,395 :	\$33,605	\$44,243	\$77,848 :	\$32,973	\$33,932	\$66,905
SHUNGNAK	\$34,298	\$33,220	\$67,517 :	\$33,901	\$26,234	\$60,135 :	\$33,320	\$20,277	\$53,597
SKAGWAY	\$93,361	\$127,744	\$221,105 :	\$74,340	\$104,555	\$178,895 :	\$58,761	\$84,784	\$143,545
SOLDOTNA	\$338,510	\$586,406	\$924,916 :	\$267,681	\$480,824	\$748,505 :	\$210,805	\$390,801	\$601,606
STEBBINS	\$34,561	\$45,873	\$80,434 :	\$34,228	\$35,923	\$70,151 :	\$33,702	\$27,439	\$61,141
TANANA	\$116,542	\$58,287	\$174,830 :	\$94,714	\$46,047	\$140,761 :	\$75,668	\$35,611	\$111,279
TELLER	\$34,402	\$33,365	\$67,767 :	\$34,031	\$26,115	\$60,146 :	\$33,472	\$19,933	\$53,405
TENAKEE SPRINGS	\$25,581	\$22,358	\$47,939 :	\$25,294	\$17,779	\$43,073 :	\$24,867	\$13,875	\$38,742
THORNE BAY	\$63,086	\$53,940	\$117,026 :	\$51,361	\$42,405	\$93,765 :	\$41,070	\$32,569	\$73,639
TOGIAK	\$32,148	\$77,547	\$109,695 :	\$31,848	\$61,286	\$93,134 :	\$31,368	\$47,421	\$78,789
TOKSOOK BAY	\$32,932	\$50,357	\$83,289 :	\$32,519	\$39,555	\$72,074 :	\$31,932	\$30,345	\$62,277
TULUKSAK	\$132,540	\$36,703	\$169,243 :	\$107,952	\$28,719	\$136,671 :	\$86,341	\$21,911	\$108,253
TUNUNAK	\$33,144	\$45,215	\$78,358 :	\$32,782	\$35,382	\$68,164 :	\$32,239	\$26,998	\$59,237
UNALAKLEET	\$77,584	\$109,860	\$187,444 :	\$62,133	\$86,759	\$148,892 :	\$49,261	\$67,063	\$116,324
UNALASKA	\$424,937	\$265,784	\$690,721 :	\$337,764	\$209,368	\$547,131 :	\$266,731	\$161,265	\$427,996
UPPER KALSKAG	\$47,326	\$19,151	\$66,477 :	\$38,596	\$15,247	\$53,843 :	\$34,582	\$11,919	\$46,501
VALDEZ	\$599,348	\$863,694	\$1,463,042 :	\$481,428	\$755,470	\$1,236,898 :	\$382,294	\$663,195	\$1,045,489
WAINWRIGHT	\$33,885	\$69,471	\$103,356 :	\$33,389	\$54,383	\$87,772 :	\$32,721	\$41,519	\$74,240
WALES	\$35,490	\$18,277	\$53,768 :	\$32,041	\$14,285	\$46,326 :	\$31,593	\$10,882	\$42,475
WASILLA	\$168,471	\$531,333	\$699,804 :	\$137,004	\$427,189	\$564,193 :	\$103,491	\$338,392	\$447,883
WHITE MOUNTAIN	\$31,964	\$21,253	\$53,227 :	\$31,621	\$16,625	\$48,246 :	\$31,102	\$12,671	\$43,773
WHITTIER	\$100,815	\$38,321	\$139,136 :	\$80,089	\$30,308	\$110,397 :	\$63,228	\$23,475	\$86,703
WRANGELL	\$422,547	\$358,134	\$780,682 :	\$339,997	\$288,392	\$628,389 :	\$270,229	\$228,928	\$499,157
YAKUTAT	\$77,660	\$74,777	\$152,437 :	\$61,728	\$61,216	\$122,944 :	\$48,746	\$49,653	\$98,399
AKHIOK		\$14,279	\$14,279 :		\$11,255	\$11,255 :		\$8,677	\$8,677
AKIACHAK		\$61,055	\$61,055 :		\$47,816	\$47,816 :		\$36,529	\$36,529
CLARK'S POINT		\$10,781	\$10,781 :		\$8,433	\$8,433 :		\$6,430	\$6,430
GRAYLING		\$29,566	\$29,566 :		\$23,196	\$23,196 :		\$17,765	\$17,765
KWETHUK		\$69,549	\$69,549 :		\$54,667	\$54,667 :		\$41,978	\$41,978
PLATINUM		\$8,445	\$8,445 :		\$6,713	\$6,713 :		\$5,236	\$5,236

STATE REVENUE SHARING

and

MUNICIPAL ASSISTANCE

FY 1986 PAYMENTS

STATE OF ALASKA

Bill Sheffield, Governor

DEPARTMENT OF COMMUNITY AND REGIONAL AFFAIRS

Emil Notti, Commissioner

MUNICIPAL AND REGIONAL ASSISTANCE DIVISION

Marty Rutherford, Director

STATE OF ALASKA

DEPT. OF COMMUNITY & REGIONAL AFFAIRS

OFFICE OF THE COMMISSIONER

BILL SHEFFIELD, GOVERNOR

POUCH B
JUNEAU, ALASKA 99811
PHONE: (907) 435-4700

949 E. 36TH AVENUE, SUITE 400
ANCHORAGE, ALASKA 99508
PHONE: (907) 563-1073

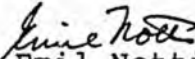
April 23, 1986

The State Revenue Sharing Program and the Municipal Assistance Program are two of the most important funds for the state support of local governments. With the passage of Chapter 74, SLA 1985 and the transfer of the Municipal Assistance Program from the Department of Revenue to the Department of Community of Regional Affairs, these two programs were brought together under the same Department.

This year, a total of almost \$141 million will be shared with eligible recipients, \$59,632,200 through revenue sharing and \$81,306,800 through municipal assistance. These funds will be used to finance local service delivery and reduce local taxes, as well as to "assure that no municipality suffers impoverishment of necessary public services, relative to other municipalities, because of the chance location of taxable wealth in the state." (Chapter 155, SLA 1980)

The following reports list the factors used to compute the FY 1986 revenue sharing and municipal assistance entitlements. Each report is preceded by a guide which gives a detailed description of how to read the report. The staff is anxious to provide all available information about the State Revenue Sharing and Municipal Assistance Programs to any interested party. If they may be of assistance to you, please write or call Jim Plasman or Bill Rolfzen in Juneau at 465-4733. Your comments and suggestions are always welcome.

Sincerely,


Emil Notti
Commissioner

Enclosure

GUIDE TO THE STATE REVENUE SHARING REPORT

The figures in the upper left hand corner indicates the total appropriation to the program, as well the allocation to each of the funds composing the program -- the Miscellaneous Services Account, the Municipal Tax Resource Equalization Account and the Hospital Construction Account. The figures in the upper right of each page indicate the various prorationing factors. Of most interest is the first entry, indicated as "Miscellaneous Services". This indicates the amount entitlements for roads, health facilities, hospitals, volunteer fire departments and unincorporated communities are prorated.

Each municipality is listed in at least three lines. The first identifies the municipality. The following line or lines gives the information for each service area or taxing unit in the municipality. If there are not multiple service areas, the line indicates the information on a municipality-wide basis. The final line gives municipal totals. Volunteer fire departments outside of municipalities and unincorporated communities are listed in single line entries.

The first column on the left gives the name of the recipient, followed by the population in the case of municipalities and volunteer fire departments. The third column shows the millage rate equivalent which is the locally generated revenues divided by one tenth of one percent of the full and true value of the service area or municipality. The millage rate equivalent and population are used to calculate the municipal tax equalization entitlement. The fourth column indicates prior year adjustments which may be necessary because of improperly estimated local revenues or failure to meet expenditure requirements for roads or health purposes. The miscellaneous entitlement and tax equalization entitlement columns show the amount to the recipient is entitled from each respective account. For those municipalities which do not reach the minimum entitlement of \$25,000 times a geographic location adjustment factor, a minimum entitlement "add on" is added to the miscellaneous entitlement and the tax equalization entitlement to bring them up to the minimum level. The amount of the "add on", which is paid out of the tax equalization account, is indicated in the seventh column. The eighth column indicates the amount paid to the recipient under the now-repealed aid for hospital construction program. There remain only those recipients "grandfathered" in under the 1983 repeal legislation. The final column indicates the total FY 86 entitlement to be paid to each recipient (or, in the case of some boroughs, the total for individual service areas within the borough.)

Volunteer fire department entitlements and unincorporated community entitlements are paid out of the miscellaneous services account. It should be noted that certain unincorporated community recipients have not received their full entitlements because of pending litigation (Akiachak v. Commissioner). The withheld amount will be held by the Department until the court issues a ruling releasing the money to the proper recipients.

TOTAL APPROPRIATION = \$59,632,200
 MISC. SHARING APPROPRIATION = \$20,000,000
 TAX EQUALIZATION APPROPRIATION = \$38,032,200
 HOSPITAL CONST. APPROPRIATION = \$1,600,000

MISC. SHARING PROPORTION FACTOR = 0.91016250132314
 TAX EQUALIZATION PROPORTION FACTOR = 0.97196562305313
 MINIMUM ENT. PROPORTION FACTOR = 0.97196562305313
 HOSPITAL CONST. PROPORTION FACTOR = 1.00000000000000

NAME	POP.	MILL RATE EQV.	PRIOR YEAR ADJUSTMENT	MISCELLANEOUS ENTITLEMENT	TAX EQUALIZATION ENTITLEMENT	MINIMUM ENTITLEMENT ADD ON	HOSPITAL CONSTRUCTION ENTITLEMENT	TOTAL FY ENTITLEMENT
MUNICIPALITIES								
AKIAK								
AKIAK	250	2.19	\$29	\$13,720	\$3,028	\$16,255	\$0	\$33,032
TOTALS	250	0.00	\$29	\$13,720	\$3,028	\$16,255	\$0	\$33,032
AKUTAN								
AKUTAN	169	7.75	\$28	\$9,392	\$8,147	\$14,1	\$0	\$31,729
TOTALS	189	0.00	\$28	\$9,392	\$8,147	\$14,162	\$0	\$31,729
ALAKANUK								
ALAKANUK	555	9.24	\$82	\$63,115	\$28,517	\$0	\$0	\$91,714
TOTALS	555	0.00	\$82	\$63,115	\$28,517	\$0	\$0	\$91,714
ALEKNAGIK								
ALEKNAGIK	232	2.53	\$43	\$44,909	\$3,261	\$0	\$0	\$48,213
TOTALS	232	0.00	\$43	\$44,909	\$3,261	\$0	\$0	\$48,213
ALLAKAKET								
ALLAKAKET	188	1.52	\$30	\$16,446	\$1,594	\$16,262	\$0	\$34,332
TOTALS	188	0.00	\$30	\$16,446	\$1,594	\$16,262	\$0	\$34,332
AMBLER								
AMBLER	275	5.03	\$30	\$26,630	\$7,691	\$268	\$0	\$34,619
TOTALS	275	0.00	\$30	\$26,630	\$7,691	\$268	\$0	\$34,619
ANAKTUVUK PASS								
ANAKTUVUK PASS	234	0.07	\$30	\$0	\$94	\$33,746	\$0	\$33,870
TOTALS	234	0.00	\$30	\$0	\$94	\$33,746	\$0	\$33,870

TOTAL APPROPRIATION = \$59,632,200
 MISC. SHARING APPROPRIATION = \$20,000,000
 TAX EQUALIZATION APPROPRIAT = \$38,032,200
 HOSPITAL CONST. APPROPRIAT. = \$1,600,000

MISC. SHARING PRORATION FACTOR = 0.91016250132314
 TAX EQUALIZATION PRORATION FACTOR = 005.718892213524
 MINIMUM ENT. PRORATION FACTOR = 0.97186562305313
 HOSPITAL CONST. PRORATION FACTOR = 1.00000000000000

NAME	POP.	MILL RATE EQV.	PRIOR YEAR ADJUSTMENT	MISCELLANEOUS ENTITLEMENT	TAX EQUALIZATION ENTITLEMENT	MINIMUM ENTITLEMENT ADD ON	HOSPITAL CONSTRUCTION ENTITLEMENT	TOTAL FY ENTITLEMENT
MUNICIPALITIES								
ANCHORAGE								
MUNICIPALITY OF ANCHORAGE	248,263	5.66	\$8,237	\$1,381,626	\$7,812,089	\$0	\$0	\$9,201,952
ANCHORAGE-CITY SERVICE AR	77,520	0.09	\$36	\$0	\$40,806	\$0	\$0	\$40,842
ANCHORAGE-CHUGIAK	8,535	0.02	\$1	\$0	\$1,305	\$0	\$0	\$1,306
ANCHORAGE-GIRDWOOD	1,238	2.58	\$37	\$23,982	\$17,818	\$0	\$0	\$41,837
ANCHORAGE GLEN ALPS	384	1.30	\$29	\$30,353	\$2,789	\$0	\$0	\$33,171
ANCHORAGE-FIRE SERVICE AR	235,118	1.20	\$1,405	\$0	\$1,568,332	\$0	\$0	\$1,569,737
ANCHORAGE-ROADS AND DRAIN	206,423	1.38	\$2,446	\$1,141,503	\$1,588,429	\$0	\$0	\$2,732,378
ANCHORAGE-LIMITED ROAD S.	23,662	1.27	\$641	\$548,827	\$167,039	\$0	\$0	\$716,507
ANCHORAGE-POLICE SERVICE	213,979	2.25	\$2,408	\$0	\$2,687,484	\$0	\$0	\$2,689,892
ANCHORAGE-PARKS AND REC	220,791	0.54	\$599	\$0	\$668,926	\$0	\$0	\$669,525
ANCHORAGE-CH/ER REC	25,067	0.89	\$111	\$0	\$124,398	\$0	\$0	\$124,509
ANCHORAGE-SOLID WASTE S.A	222,002	0.37	\$411	\$0	\$459,729	\$0	\$0	\$460,140
ANCHORAGE-BUILDING SAFETY	220,764	0.39	\$430	\$0	\$480,844	\$0	\$0	\$481,274
ANCHORAGE-SERVICE AREA #3	206,423	0.21	\$220	\$0	\$245,540	\$0	\$0	\$245,760
ANCHORAGE-PORT OF ANCHORA	248,263	0.35	\$436	\$0	\$487,669	\$0	\$0	\$488,105
ANCHORAGE-AIRPORT SERVICE	248,263	0.05	\$64	\$0	\$72,375	\$0	\$0	\$72,439
ANCHORAGE-PARKING SERVICE	248,263	0.15	\$185	\$0	\$207,557	\$0	\$0	\$207,742
ANCHORAGE-SPORTS ARENA	248,263	0.01	\$18	\$0	\$21,097	\$0	\$0	\$21,115
ANCHORAGE-EQUIPMENT MAINT	248,263	0.00	\$2	\$0	\$2,406	\$0	\$0	\$2,408
ANCHORAGE-HERITAGE L.B.	248,263	0.11	\$140	\$0	\$156,384	\$0	\$0	\$156,524
TOTALS	3,399,747	0.00	\$17,856	\$3,126,291	\$16,813,016	\$0	\$0	\$19,957,163
ANDERSON								
ANDERSON	521	1.63	\$37	\$37,447	\$4,724	\$0	\$0	\$42,208
TOTALS	521	0.00	\$37	\$37,447	\$4,724	\$0	\$0	\$42,208
ANGOON								
ANGOON	562	5.64	\$33	\$19,639	\$17,635	\$0	\$0	\$37,307
TOTALS	562	0.00	\$33	\$19,639	\$17,635	\$0	\$0	\$37,307

TOTAL APPROPRIATION = \$59,632,200
 MISC. SHARING APPROPRIATION = \$20,000,000
 TAX EQUALIZATION APPROPRIAT = \$38,032,200
 HOSPITAL CONST. APPROPRIAT. = \$1,600,000

MISC. SHARING PRORATION FACTOR = 0.91016250132314
 TAX EQUALIZATION PRORATION FACTOR = 005.718892213524
 MINIMUM ENT. PRORATION FACTOR = 0.97186562305313
 HOSPITAL CONST. PRORATION FACTOR = 1.00000000000000

NAME	POP.	MILL RATE EQV.	PRIOR YEAR ADJUSTMENT	MISCELLANEOUS ENTITLEMENT	TAX EQUALIZATION ENTITLEMENT	MINIMUM ENTITLEMENT ADD ON	HOSPITAL CONSTRUCTION ENTITLEMENT	TOTAL FY ENTITLEMENT

MUNICIPALITIES								
ANIAX								
ANIAX	475	0.21	\$92	\$102,981	\$572	\$0	\$0	\$103,645
TOTALS	475	0.00	\$92	\$102,981	\$572	\$0	\$0	\$103,645
ANVIK								
ANVIK	114	3.26	\$31	\$28,306	\$2,067	\$4,263	\$0	\$34,667
TOTALS	114	0.00	\$31	\$28,306	\$2,067	\$4,263	\$0	\$34,667
ATMAUTLUAK								
ATMAUTLUAK	234	0.72 (\$482)	\$10,213	\$944	\$21,747	\$0	\$32,422
TOTALS	234	0.00	\$482	\$10,213	\$944	\$21,747	\$0	\$32,422
ATQASUK								
ATQASUK	248	0.00	\$30	\$0	\$4	\$33,835	\$0	\$33,869
TOTALS	248	0.00	\$30	\$0	\$4	\$33,835	\$0	\$33,869
BARROW								
BARROW	3,075	2.85 (\$18,179)	\$0	\$48,804	\$0	\$0	\$30,625
TOTALS	3,075	0.00	\$18,179	\$0	\$48,804	\$0	\$0	\$30,625
BETHEL								
BETHEL	3,681	16.86	\$646	\$375,947	\$345,022	\$0	\$0	\$721,615
TOTALS	3,681	0.00	\$646	\$375,947	\$345,022	\$0	\$0	\$721,615
BREVIK MISSION								
BREVIK MISSION	159	3.67	\$30	\$10,121	\$3,250	\$20,753	\$0	\$34,154
TOTALS	159	0.00	\$30	\$10,121	\$3,250	\$20,753	\$0	\$34,154

TOTAL APPROPRIATION = \$59,632,200
 MISC. SHARING APPROPRIATION = \$20,000,000
 TAX EQUALIZATION APPROPRIAT = \$38,032,200
 HOSPITAL CONST. APPROPRIAT. = \$1,600,000

MISC. SHARING PRORATION FACTOR = 0.91016250132314
 TAX EQUALIZATION PRORATION FACTOR = 005.718992213524
 MINIMUM ENT. PRORATION FACTOR = 0.97186562305313
 HOSPITAL CONST. PRORATION FACTOR = 1.00000000000000

NAME	POP.	MILL RATE EQV.	PRIOR YEAR ADJUSTMENT	MISCELLANEOUS ENTITLEMENT	TAX EQUALIZATION ENTITLEMENT	MINIMUM ENTITLEMENT ADD ON	HOSPITAL CONSTRUCTION ENTITLEMENT	TOTAL FY ENTITLEMENT
MUNICIPALITIES								
BRISTOL BAY BOROUGH BRISTOL BAY BOROUGH TOTALS	1,271 1,271	11.52 0.00	\$114 \$114	\$46,083 \$46,083	\$81,440 \$81,440	\$0 \$0	\$0 \$0	\$127,637 \$127,637
BUCKLAND BUCKLAND TOTALS	250 250	0.00 0.00	\$30 \$30	\$0 \$0	\$0 \$0	\$33,840 \$33,840	\$0 \$0	\$33,870 \$33,870
CHEFORNAK CHEFORNAK TOTALS	275 275	3.91 0.00	\$29 \$29	\$9,756 \$9,756	\$5,990 \$5,990	\$17,145 \$17,145	\$0 \$0	\$32,920 \$32,920
CHEVAK CHEVAK TOTALS	531 531	2.75 0.00	\$29 \$29	\$16,128 \$16,128	\$8,114 \$8,114	\$8,829 \$8,829	\$0 \$0	\$33,100 \$33,100
CHIGNIK CHIGNIK TOTALS	132 132	1.12 0.00	\$28 \$28	\$2,641 \$2,641	\$822 \$822	\$28,048 \$28,048	\$0 \$0	\$31,539 \$31,539
CHUATHBALUK CHUATHBALUK TOTALS	123 123	3.79 0.00	\$32 \$32	\$34,158 \$34,158	\$2,594 \$2,594	\$0 \$0	\$0 \$0	\$36,784 \$36,784
COLD BAY COLD BAY TOTALS	250 250	0.00 0.00	\$28 \$28	\$14,089 \$14,089	\$0 \$0	\$17,744 \$17,744	\$0 \$0	\$31,861 \$31,861

TOTAL APPROPRIATION = \$59,632,200
 MISC. SHARING APPROPRIATION = \$20,000,000
 TAX EQUALIZATION APPROPRIAT = \$38,032,200
 HOSPITAL CONST. APPROPRIAT. = \$1,600,000

MISC. SHARING PRORATION FACTOR = 0.91016250132314
 TAX EQUALIZATION PRORATION FACTOR = 005.718892213524
 MINIMUM ENT. PRORATION FACTOR = 0.97186562305313
 HOSPITAL CONST. PRORATION FACTOR = 1.00000000000000

NAME	POP.	MILL RATE EQV.	PRIOR YEAR ADJUSTMENT	MISCELLANEOUS ENTITLEMENT	TAX EQUALIZATION ENTITLEMENT	MINIMUM ENTITLEMENT ADD ON	HOSPITAL CONSTRUCTION ENTITLEMENT	TOTAL FY ENTITLEMENT
MUNICIPALITIES								
CORDOVA								
CORDOVA	2,520	13.98	\$454	\$310,996	\$195,924	\$0	\$0	\$507,374
TOTALS	2,520	0.00	\$454	\$310,996	\$195,924	\$0	\$0	\$507,374
CRAIG								
CRAIG	1,167	18.77	\$134	\$27,828	\$121,780	\$0	\$0	\$149,742
TOTALS	1,167	0.00	\$134	\$27,828	\$121,780	\$0	\$0	\$149,742
DEERING								
DEERING	148	6.39	\$30	\$19,609	\$5,262	\$9,520	\$0	\$34,421
TOTALS	148	0.00	\$30	\$19,609	\$5,262	\$9,520	\$0	\$34,421
DELTA JUNCTION								
DELTA JUNCTION	1,207	0.89	\$69	\$71,645	\$6,002	\$0	\$0	\$77,716
TOTALS	1,207	0.00	\$69	\$71,645	\$6,002	\$0	\$0	\$77,716
DILLINGHAM								
DILLINGHAM	2,100	15.62	\$193	\$33,696	\$182,407	\$0	\$0	\$216,296
TOTALS	2,100	0.00	\$193	\$33,696	\$182,407	\$0	\$0	\$216,296
DIOMEDE								
DIOMEDE	157	2.81	\$28	\$0	\$2,461	\$28,975	\$0	\$31,464
TOTALS	157	0.00	\$28	\$0	\$2,461	\$28,975	\$0	\$31,464
EAGLE								
EAGLE	194	0.42	\$25	\$20,829	\$449	\$7,459	\$0	\$28,762
TOTALS	194	0.00	\$25	\$20,829	\$449	\$7,459	\$0	\$28,762

TOTAL APPROPRIATION = \$59,632,200
 MISC. SHARING APPROPRIATION = \$20,000,000
 TAX EQUALIZATION APPROPRIATION = \$38,032,200
 HOSPITAL CONST. APPROPRIATION = \$1,600,000

MISC. SHARING PRORATION FACTOR = 0.91016250132314
 TAX EQUALIZATION PRORATION FACTOR = 0.5718892213524
 MINIMUM ENT. PRORATION FACTOR = 0.97186562305313
 HOSPITAL CONST. PRORATION FACTOR = 1.00000000000000

NAME	POP.	MILL RATE EQV.	PRIOR YEAR ADJUSTMENT	MISCELLANEOUS ENTITLEMENT	TAX EQUALIZATION ENTITLEMENT	MINIMUM ENTITLEMENT ADD ON	HOSPITAL CONSTRUCTION ENTITLEMENT	TOTAL FY ENTITLEMENT
MUNICIPALITIES								
EEK								
EEK	259	0.94	\$29	\$13,323	\$1,355	\$18,313	\$0	\$33,020
TOTALS	259	0.00	\$29	\$13,323	\$1,355	\$18,313	\$0	\$33,020
EKWOK								
EKWOK	107	2.94	\$28	\$18,198	\$1,750	\$12,000	\$0	\$31,976
TOTALS	107	0.00	\$28	\$18,198	\$1,750	\$12,000	\$0	\$31,976
ELIM								
ELIM	248	1.62	\$30	\$23,720	\$2,245	\$8,542	\$0	\$34,537
TOTALS	248	0.00	\$30	\$23,720	\$2,245	\$8,542	\$0	\$34,537
EMMONAK								
EMMONAK	641	7.32 (\$17,917)	\$31,953	\$26,105	\$0	\$0	\$40,141
TOTALS	641	0.00	\$17,917	\$31,953	\$26,105	\$0	\$0	\$40,141
FAIRBANKS								
FAIRBANKS	27,099	3.59	\$1,324	\$936,130	\$541,992	\$0	\$0	\$1,479,446
TOTALS	27,099	0.00	\$1,324	\$936,130	\$541,992	\$0	\$0	\$1,479,446
FAIRBANKS NORTH STAR BOROUGH								
FAIRBANKS NORTH STAR BORO	75,079	5.57	\$2,732	\$723,390	\$2,325,675	\$0	\$0	\$3,051,797
FBKS-ESTER F.P.	1,066	0.71	\$3	\$0	\$4,256	\$0	\$0	\$4,259
FBKS-NORTH STAR F.P.	11,512	0.63	\$36	\$0	\$40,723	\$0	\$0	\$40,759
FBKS-UNIVERSITY F.P.	12,413	1.44	\$89	\$0	\$99,415	\$0	\$0	\$99,504
FBKS-BOR. STEESE VOL. FSA	4,880	1.38	\$33	\$0	\$37,510	\$0	\$0	\$37,543
FBKS-BOR. MOOSE CREEK FSA	705	0.81	\$2	\$0	\$3,173	\$0	\$0	\$3,175
TOTALS	105,655	0.00	\$2,895	\$723,390	\$2,510,752	\$0	\$0	\$3,237,037

TOTAL APPROPRIATION = \$59,632,200
 MISC. SHARING APPROPRIATION = \$20,000,000
 TAX EQUALIZATION APPROPRIAT = \$38,032,200
 HOSPITAL CONST. APPROPRIAT. = \$1,600,000

MISC. SHARING PRORATION FACTOR = 0.91016250132314
 TAX EQUALIZATION PRORATION FACTOR = 005.718892213524
 MINIMUM ENT. PRORATION FACTOR = 0.97186562305313
 HOSPITAL CONST. PRORATION FACTOR = 1.00000000000000

NAME	POP.	MILL RATE EQV.	PRIOR YEAR ADJUSTMENT	MISCELLANEOUS ENTITLEMENT	TAX EQUALIZATION ENTITLEMENT	MINIMUM ENTITLEMENT ADD ON	HOSPITAL CONSTRUCTION ENTITLEMENT	TOTAL FY ENTITLEMENT
MUNICIPALITIES								
FORT YUKON								
FORT YUKON	641	5.74	\$66	\$53,767	\$20,458	\$0	\$0	\$74,291
TOTALS	641	0.00	\$66	\$53,767	\$20,458	\$0	\$0	\$74,291
GALENA								
GALENA	942	13.32	\$109	\$52,818	\$69,785	\$0	\$0	\$122,712
TOTALS	942	0.00	\$109	\$52,818	\$69,785	\$0	\$0	\$122,712
GAMBELL								
GAMBELL	500	5.75	\$34	\$22,772	\$15,994	\$0	\$0	\$38,800
TOTALS	500	0.00	\$34	\$22,772	\$15,994	\$0	\$0	\$38,800
GOLOVIN								
GOLOVIN	131	1.89	\$41	\$45,227	\$1,378	\$0	\$0	\$46,646
TOTALS	131	0.00	\$41	\$45,227	\$1,378	\$0	\$0	\$46,646
GOODNEWS BAY								
GOODNEWS BAY	238	0.10	\$29	\$18,477	\$138	\$14,522	\$0	\$33,166
TOTALS	238	0.00	\$29	\$18,477	\$138	\$14,522	\$0	\$33,166
HAINES								
HAINES	1,079	12.80 (\$16,624)	\$40,269	\$76,766	\$0	\$0	\$100,411
TOTALS	1,079	0.00	\$16,624	\$40,269	\$76,766	\$0	\$0	\$100,411
HAINES BOROUGH								
HAINES BOROUGH	1,847	3.45	\$35	\$4,625	\$35,514	\$0	\$0	\$40,174
TOTALS	1,847	0.00	\$35	\$4,625	\$35,514	\$0	\$0	\$40,174

TOTAL APPROPRIATION = \$59,632,200
 MISC. SHARING APPROPRIATION = \$20,000,000
 TAX EQUALIZATION APPROPRIAT = \$38,032,200
 HOSPITAL CONST. APPROPRIAT. = \$1,600,000

MISC. SHARING PRORATION FACTOR = 0.91016250132314
 TAX EQUALIZATION PRORATION FACTOR = 005.718892213524
 MINIMUM ENT. PRORATION FACTOR = 0.97196562305313
 HOSPITAL CONST. PRORATION FACTOR = 1.00000000000000

NAME	POP.	MILL RATE EQV.	PRIOR YEAR ADJUSTMENT	MISCELLANEOUS ENTITLEMENT	TAX EQUALIZATION ENTITLEMENT	MINIMUM ENTITLEMENT ADD ON	HOSPITAL CONSTRUCTION ENTITLEMENT	TOTAL FY ENTITLEMENT
MUNICIPALITIES								
HOLY CROSS HOLY CROSS TOTALS	238 238	2.18 0.00	\$45 \$45	\$47,695 \$47,695	\$2,884 \$2,884	\$0 \$0	\$0 \$0	\$50,624 \$50,624
HOMER HOMER TOTALS	3,817 3,817	15.82 0.00	\$376 \$376	\$84,799 \$84,799	\$335,663 \$335,663	\$0 \$0	\$0 \$0	\$420,838 \$420,838
HOONAH HOONAH TOTALS	906 906	13.87 0.00	\$93 \$93	\$34,085 \$34,085	\$69,863 \$69,863	\$0 \$0	\$0 \$0	\$104,041 \$104,041
HOOPER BAY HOOPER BAY TOTALS	680 680	4.82 0.00	\$29 \$29	\$3,171 \$3,171	\$18,218 \$18,218	\$11,317 \$11,317	\$0 \$0	\$32,735 \$32,735
HOUSTON HOUSTON TOTALS	725 725	0.10 0.00	\$87 \$87	\$96,699 \$96,699	\$405 \$405	\$0 \$0	\$0 \$0	\$97,191 \$97,191
HUGHES HUGHES TOTALS	91 91	11.90 0.00	\$30 \$30	\$25,935 \$25,935	\$6,018 \$6,018	\$2,616 \$2,616	\$0 \$0	\$34,599 \$34,599
HUSLIA HUSLIA TOTALS	283 283	0.89 0.00	\$60 \$60	\$66,102 \$66,102	\$1,405 \$1,405	\$0 \$0	\$0 \$0	\$67,567 \$67,567

TOTAL APPROPRIATION = \$59,632,200
 MISC. SHARING APPROPRIATION = \$20,000,000
 TAX EQUALIZATION APPROPRIAT = \$38,032,200
 HOSPITAL CONST. APPROPRIAT. = \$1,600,000

MISC. SHARING PRORATION FACTOR = 0.91016250132314
 TAX EQUALIZATION PRORATION FACTOR = 005.718892213524
 MINIMUM ENT. PRORATION FACTOR = 0.97186562305313
 HOSPITAL CONST. PRORATION FACTOR = 1.00000000000000

NAME	POP.	MILL RATE EQV.	PRIOR YEAR ADJUSTMENT	MISCELLANEOUS ENTITLEMENT	TAX EQUALIZATION ENTITLEMENT	MINIMUM ENTITLEMENT ADD ON	HOSPITAL CONSTRUCTION ENTITLEMENT	TOTAL FY ENTITLEMENT
MUNICIPALITIES								
HYDABURG								
HYDABURG	463	2.51	\$21	\$7,213	\$6,480	\$10,806	\$0	\$24,520
TOTALS	463	0.00	\$21	\$7,213	\$6,480	\$10,806	\$0	\$24,520
JUNEAU CITY & BOROUGH								
CITY AND BOROUGH OF JUNEA	29,370	25.48	\$4,186	\$504,230	\$4,160,503	\$0	\$7,240	\$4,676,159
JUNEAU SERVICE AREA #1	5,712	9.14	\$289	\$33,038	\$290,288	\$0	\$0	\$323,615
JUNEAU SERVICE AREA #2	2,047	5.49	\$67	\$13,220	\$62,532	\$0	\$0	\$75,819
JUNEAU SERVICE AREA #3	21,610	5.07	\$648	\$114,930	\$609,183	\$0	\$0	\$724,761
JUNEAU SERVICE AREA #4	2,819	1.00	\$15	\$0	\$17,067	\$0	\$0	\$17,082
JUNEAU SERVICE AREA #5	15,845	0.73	\$57	\$0	\$64,527	\$0	\$0	\$64,584
JUNEAU SERVICE AREA #6	1,167	0.25	\$1	\$0	\$1,627	\$0	\$0	\$1,628
JUNEAU SERVICE AREA #7	839	0.68	\$2	\$0	\$3,195	\$0	\$0	\$3,197
JUNEAU SERVICE AREA #8	616	0.76	\$2	\$0	\$2,611	\$0	\$0	\$2,613
TOTALS	80,025	0.00	\$5,267	\$665,418	\$5,211,533	\$0	\$7,240	\$5,889,458
KACHEMAK								
KACHEMAK	325	1.79	\$23	\$0	\$3,245	\$22,907	\$0	\$26,175
TOTALS	325	0.00	\$23	\$0	\$3,245	\$22,907	\$0	\$26,175
KAKE								
KAKE	633	7.69	\$38	\$16,170	\$27,078	\$0	\$0	\$43,286
TOTALS	633	0.00	\$38	\$16,170	\$27,078	\$0	\$0	\$43,286
KAKTOVIK								
KAKTOVIK	206	1.23	\$30	\$0	\$1,416	\$32,423	\$0	\$33,869
TOTALS	206	0.00	\$30	\$0	\$1,416	\$32,423	\$0	\$33,869

TOTAL APPROPRIATION = \$59,632,200
 MISC. SHARING APPROPRIATION = \$20,000,000
 TAX EQUALIZATION APPROPRIAT = \$38,032,200
 HOSPITAL CONST. APPROPRIAT. = \$1,600,000

MISC. SHARING PRORATION FACTOR = 0.91016250132314
 TAX EQUALIZATION PRORATION FACTOR = 005.718892213524
 MINIMUM ENT. PRORATION FACTOR = 0.97186562305313
 HOSPITAL CONST. PRORATION FACTOR = 1.00000000000000

NAME	POP.	MILL RATE EQV.	PRIOR YEAR ADJUSTMENT	MISCELLANEOUS ENTITLEMENT	TAX EQUALIZATION ENTITLEMENT	MINIMUM ENTITLEMENT ADD ON	HOSPITAL CONSTRUCTION ENTITLEMENT	TOTAL FY ENTITLEMENT
MUNICIPALITIES								
KALSKAG (UPPER)								
UPPER KALSKAG	133	1.41	\$42	\$46,177	\$1,044	\$0	\$0	\$47,263
TOTALS	133	0.00	\$42	\$46,177	\$1,044	\$0	\$0	\$47,263
KALTAG								
KALTAG	278	6.45	\$44	\$39,376	\$9,970	\$0	\$0	\$49,390
TOTALS	278	0.00	\$44	\$39,376	\$9,970	\$0	\$0	\$49,390
KASAAN								
KASAAN	82	2.31	\$22	\$10,967	\$1,055	\$12,582	\$0	\$24,626
TOTALS	82	0.00	\$22	\$10,967	\$1,055	\$12,582	\$0	\$24,626
KASIGLUK								
KASIGLUK	397	1.46	\$29	\$10,549	\$3,234	\$19,131	\$0	\$32,943
TOTALS	397	0.00	\$29	\$10,549	\$3,234	\$19,131	\$0	\$32,943
KENAI								
KENAI	6,434	11.48	\$549	\$202,516	\$410,551	\$0	\$0	\$613,616
TOTALS	6,434	0.00	\$549	\$202,516	\$410,551	\$0	\$0	\$613,616
KENAI PENINSULA BOROUGH								
KENAI PENINSULA BOROUGH	38,919	3.78	\$733	\$0	\$818,436	\$0	\$0	\$819,169
KENAI-CENTRAL PEN HOSPITA	24,950	0.65	\$837	\$243,468	\$90,711	\$0	\$600,446	\$935,462
KENAI-NIKISKI F.P.	5,183	1.28	\$33	\$0	\$36,915	\$0	\$0	\$36,948
KENAI-BEAR CREEK F.P.	829	1.75	\$7	\$0	\$8,085	\$0	\$0	\$8,092
KENAI-RIDGEWAY FSA	2,185	1.72	\$18	\$0	\$20,953	\$0	\$0	\$20,971
KENAI-CEN. EMSA	13,594	0.60	\$40	\$0	\$45,419	\$0	\$0	\$45,459
E. KENAI PEN. ROAD MAINT.	1	0.00	\$56	\$63,057	\$0	\$0	\$0	\$63,113

TOTAL APPROPRIATION = \$59,632,200
 MISC. SHARING APPROPRIATION = \$20,000,000
 TAX EQUALIZATION APPROPRIAT = \$38,032,200
 HOSPITAL CONST. APPROPRIAT. = \$1,600,000

MISC. SHARING PRORATION FACTOR = 0.91016250132314
 TAX EQUALIZATION PRORATION FACTOR = 005.718892213524
 MINIMUM ENT. PRORATION FACTOR = 0.97186562305313
 HOSPITAL CONST. PRORATION FACTOR = 1.00000000000000

NAME	POP.	MILL RATE EQV.	PRIOR YEAR ADJUSTMENT	MISCELLANEOUS ENTITLEMENT	TAX EQUALIZATION ENTITLEMENT	MINIMUM ENTITLEMENT ADD ON	HOSPITAL CONSTRUCTION ENTITLEMENT	TOTAL FY ENTITLEMENT
MUNICIPALITIES								
KEN-SOUTH PEN HOSP	8,388	1.47	\$279	\$243,468	\$68,529	\$0	\$0	\$312,276
NORTH PEN. RECREATION S.A	5,192	0.30	\$7	\$0	\$8,825	\$0	\$0	\$8,832
ANCHOR PNT. FIRE/EMER. ME	1	1.52	\$0	\$0	\$10	\$0	\$0	\$10
CEN. KEN. PEN. ROAD MAINT	1	0.00	\$670	\$747,885	\$0	\$0	\$0	\$748,555
NORTH KEN PEN ROAD MAINT.	1	0.00	\$249	\$278,138	\$0	\$0	\$0	\$278,387
SOUTH KEN PEN ROAD MAINT.	1	0.00	\$403	\$450,781	\$0	\$0	\$0	\$451,184
TOTALS	99,245	0.00	\$3,332	\$2,026,797	\$1,097,883	\$0	\$600,446	\$3,728,459
KETCHIKAN								
KETCHIKAN	8,414	21.35	\$1,210	\$352,847	\$998,554	\$0	\$0	\$1,352,611
TOTALS	8,414	0.00	\$1,210	\$352,847	\$998,554	\$0	\$0	\$1,352,611
KETCHIKAN GATEWAY BOROUGH								
KETCHIKAN GATEWAY BOROUGH	14,314	9.86	\$632	\$0	\$705,642	\$0	\$0	\$706,274
KETCHIKAN SHORELINE	526	1.03	\$2	\$0	\$3,023	\$0	\$0	\$3,025
KETCHIKAN-SOUTHEND FIRE D	1,435	1.03	\$7	\$0	\$8,291	\$0	\$0	\$8,298
TOTALS	16,275	0.00	\$641	\$0	\$716,956	\$0	\$0	\$717,597
KIANA								
KIANA	404	5.80	\$30	\$18,723	\$13,038	\$2,605	\$0	\$34,396
TOTALS	404	0.00	\$30	\$18,723	\$13,038	\$2,605	\$0	\$34,396
KING COVE								
KING COVE	547	20.20	\$75	\$22,308	\$61,420	\$0	\$0	\$83,803
TOTALS	547	0.00	\$75	\$22,308	\$61,420	\$0	\$0	\$83,803
KIVALINA								
KIVALINA	272	0.78	\$30	\$0	\$1,183	\$32,656	\$0	\$33,869
TOTALS	272	0.00	\$30	\$0	\$1,183	\$32,656	\$0	\$33,869

TOTAL APPROPRIATION = \$59,632,200
 MISC. SHARING APPROPRIATION = \$20,000,000
 TAX EQUALIZATION APPROPRIAT = \$33,032,200
 HOSPITAL CONST. APPROPRIAT. = \$1,600,000

MISC. SHARING PRORATION FACTOR = 0.91016250132314
 TAX EQUALIZATION PRORATION FACTOR = 005.718892213524
 MINIMUM ENT. PRORATION FACTOR = 0.97186562305313
 HOSPITAL CONST. PRORATION FACTOR = 1.00000000000000

NAME	POP.	MILL RATE EQV.	PRIOR YEAR ADJUSTMENT	MISCELLANEOUS ENTITLEMENT	TAX EQUALIZATION ENTITLEMENT	MINIMUM ENTITLEMENT ADD ON	HOSPITAL CONSTRUCTION ENTITLEMENT	TOTAL FY ENTITLEMENT
MUNICIPALITIES								
KLAWOCK								
KLAWOCK	600	19.84	\$79	\$22,958	\$66,161	\$0	\$0	\$89,198
TOTALS	600	0.00	\$79	\$22,958	\$66,161	\$0	\$0	\$89,198
KOBUK								
KOBUK	86	4.25	\$30	\$23,309	\$2,034	\$9,153	\$0	\$34,526
TOTALS	86	0.00	\$30	\$23,309	\$2,034	\$9,153	\$0	\$34,526
KODIAK								
KODIAK	6,602	18.22	\$632	\$37,566	\$668,776	\$0	\$0	\$706,974
TOTALS	6,602	0.00	\$632	\$37,566	\$668,776	\$0	\$0	\$706,974
KODIAK ISLAND BOROUGH								
KODIAK ISLAND BOROUGH	13,748	4.75	\$761	\$485,938	\$363,698	\$0	\$0	\$850,397
KODIAK-FIRE DISTRICT #1	2,419	1.38	\$16	\$0	\$18,607	\$0	\$0	\$18,623
KODIAK-ROAD DISTRICT	1,967	0.00	\$0	\$0	\$0	\$0	\$0	\$0
WOMEN'S BAY ROAD SERVICE	553	0.46	\$1	\$0	\$1,416	\$0	\$0	\$1,417
KODIAK-MONASHKA BAY	260	1.84	\$2	\$0	\$2,661	\$0	\$0	\$2,663
WOMEN'S BAY FIRE SERVICE	553	0.46	\$1	\$0	\$1,416	\$0	\$0	\$1,417
TOTALS	19,500	0.00	\$781	\$485,938	\$387,798	\$0	\$0	\$874,517
KOTLIK								
KOTLIK	414	3.34	\$29	\$9,756	\$7,703	\$15,433	\$0	\$32,921
TOTALS	414	0.00	\$29	\$9,756	\$7,703	\$15,433	\$0	\$32,921
KOTZEBUE								
KOTZEBUE	2,981	13.04	\$248	\$61,294	\$216,071	\$0	\$0	\$277,613
TOTALS	2,981	0.00	\$248	\$61,294	\$216,071	\$0	\$0	\$277,613

TOTAL APPROPRIATION = \$59,632,200
 MISC. SHARING APPROPRIATION = \$20,000,000
 TAX EQUALIZATION APPROPRIATION = \$38,032,200
 HOSPITAL CONST. APPROPRIATION = \$1,600,000

MISC. SHARING PRORATION FACTOR = 0.91016250132314
 TAX EQUALIZATION PRORATION FACTOR = 0.05719892213524
 MINIMUM ENT. PRORATION FACTOR = 0.97186562305313
 HOSPITAL CONST. PRORATION FACTOR = 1.00000000000000

NAME	POP.	MILL RATE EQV.	PRIOR YEAR ADJUSTMENT	MISCELLANEOUS ENTITLEMENT	TAX EQUALIZATION ENTITLEMENT	MINIMUM ENTITLEMENT ADD ON	HOSPITAL CONSTRUCTION ENTITLEMENT	TOTAL FY ENTITLEMENT
MUNICIPALITIES								
KOYUK								
KOYUK	202	4.34	\$30	\$19,672	\$4,879	\$9,842	\$0	\$34,423
TOTALS	202	0.00	\$30	\$19,672	\$4,879	\$9,842	\$0	\$34,423
KOYUKUK								
KOYUKUK	140	3.33	\$30	\$21,190	\$2,594	\$10,651	\$0	\$34,465
TOTALS	140	0.00	\$30	\$21,190	\$2,594	\$10,651	\$0	\$34,465
KUPREANOF								
KUPREANOF	41	0.15	\$22	\$0	\$33	\$25,174	\$0	\$25,229
TOTALS	41	0.00	\$22	\$0	\$33	\$25,174	\$0	\$25,229
LARSEN BAY								
LARSEN BAY	215	7.80	\$23	\$3,651	\$9,326	\$13,278	\$0	\$26,278
TOTALS	215	0.00	\$23	\$3,651	\$9,326	\$13,278	\$0	\$26,278
LOWER KALSKAG								
LOWER KALSKAG	281	1.89	\$82	\$89,412	\$2,956	\$0	\$0	\$92,450
TOTALS	281	0.00	\$82	\$89,412	\$2,956	\$0	\$0	\$92,450
MANOKOTAK								
MANOKOTAK	299	0.57	\$28	\$10,654	\$961	\$20,121	\$0	\$31,764
TOTALS	299	0.00	\$28	\$10,654	\$961	\$20,121	\$0	\$31,764
MARSHALL								
MARSHALL	280	4.27	\$29	\$25,002	\$6,658	\$1,660	\$0	\$33,349
TOTALS	280	0.00	\$29	\$25,002	\$6,658	\$1,660	\$0	\$33,349

TOTAL APPROPRIATION = \$59,632,200
 MISC. SHARING APPROPRIATION = \$20,000,000
 TAX EQUALIZATION APPROPRIAT = \$39,032,200
 HOSPITAL CONST. APPROPRIAT. = \$1,600,000

MISC. SHARING PRORATION FACTOR = 0.91015250132314
 TAX EQUALIZATION PRORATION FACTOR = 005.719892213524
 MINIMUM ENT. PRORATION FACTOR = 0.97186562305313
 HOSPITAL CONST. PRORATION FACTOR = 1.00000000000000

NAME	POP.	MILL RATE EQV.	PRIOR YEAR ADJUSTMENT	MISCELLANEOUS ENTITLEMENT	TAX EQUALIZATION ENTITLEMENT	MINIMUM ENTITLEMENT ADD ON	HOSPITAL CONSTRUCTION ENTITLEMENT	TOTAL FY ENTITLEMENT
MUNICIPALITIES								
MATANUSKA-SUSITNA BOROUGH								
MATANUSKA-SUSITNA BOROUGH	41,093	7.70	\$3,471	\$2,113,988	\$1,760,077	\$0	\$0	\$3,877,536
MAT-SU/WASILLA SOLID WAST	3,666	0.41	\$7	\$0	\$8,392	\$0	\$0	\$8,399
MAT-SU/MEADOW LAKES F.A.	3,944	0.59	\$11	\$0	\$12,950	\$0	\$0	\$12,961
MAT-SU/BIG LAKE FSA B33	933	1.03	\$4	\$0	\$5,390	\$0	\$0	\$5,394
MAT-SU/FISHOOK FSA B32	1,040	1.18	\$6	\$0	\$6,852	\$0	\$0	\$6,858
MAT-SU/WASILLA F.P.	14,643	0.71	\$52	\$0	\$58,358	\$0	\$0	\$58,410
MAT-SU/BUTTE F.P.	2,683	0.42	\$5	\$0	\$6,302	\$0	\$0	\$6,307
MAT-SU/GREAT PALMER F.P.	4,078	0.70	\$14	\$0	\$16,056	\$0	\$0	\$16,070
MAT-SU/SUTTON F.P.	667	2.43	\$8	\$0	\$9,009	\$0	\$0	\$9,017
MAT-SU/NON AREAWIDE	33,686	0.68	\$114	\$0	\$127,455	\$0	\$0	\$127,569
MAT-SU/TALKEETNA FLOOD	158	0.01	\$0	\$0	\$10	\$0	\$0	\$10
MAT-SU/TALKEETNA F.P.	520	1.28	\$3	\$0	\$3,717	\$0	\$0	\$3,720
MAT-SU/GARDEN TERRACE	126	1.38	\$0	\$0	\$967	\$0	\$0	\$967
MAT-SU/LAKES F.P.	4,322	1.51	\$32	\$0	\$36,342	\$0	\$0	\$36,374
MAT-SU BOROUGH/WILLOW F.P	871	0.98	\$4	\$0	\$4,751	\$0	\$0	\$4,755
TOTALS	112,430	0.00	\$3,731	\$2,113,988	\$2,056,628	\$0	\$0	\$4,174,347
MCGRATH								
MCGRATH	510	7.78	\$71	\$58,069	\$22,059	\$0	\$0	\$80,199
TOTALS	510	0.00	\$71	\$58,069	\$22,059	\$0	\$0	\$80,199
MEKORYUK								
MEKORYUK	152	2.67	\$30	\$30,795	\$2,255	\$433	\$0	\$33,513
TOTALS	152	0.00	\$30	\$30,795	\$2,255	\$433	\$0	\$33,513
MOUNTAIN VILLAGE								
MOUNTAIN VILLAGE	666	5.51	\$94	\$85,068	\$20,430	\$0	\$0	\$105,592
TOTALS	666	0.00	\$94	\$85,068	\$20,430	\$0	\$0	\$105,592

TOTAL APPROPRIATION = \$59,632,200
 MISC. SHARING APPROPRIATION = \$20,000,000
 TAX EQUALIZATION APPROPRIAT = \$39,032,200
 HOSPITAL CONST. APPROPRIAT. = \$1,600,000

MISC. SHARING PRORATION FACTOR = 0.91016250132314
 TAX EQUALIZATION PRORATION FACTOR = 0.05718892213524
 MINIMUM ENT. PRORATION FACTOR = 0.97186562305313
 HOSPITAL CONST. PRORATION FACTOR = 1.00000000000000

NAME	POP.	MILL RATE EQV.	PRIOR YEAR ADJUSTMENT	MISCELLANEOUS ENTITLEMENT	TAX EQUALIZATION ENTITLEMENT	MINIMUM ENTITLEMENT ADD ON	HOSPITAL CONSTRUCTION ENTITLEMENT	TOTAL FY ENTITLEMENT
MUNICIPALITIES								
NAPAKIAK								
NAPAKIAK	323	4.06	\$29	\$22,745	\$7,302	\$3,210	\$0	\$33,286
TOTALS	323	0.00	\$29	\$22,745	\$7,302	\$3,210	\$0	\$33,286
NAPASKIAK								
NAPASKIAK	291	0.00	\$29	\$9,756	\$127	\$23,008	\$0	\$32,920
TOTALS	291	0.00	\$29	\$9,756	\$127	\$23,008	\$0	\$32,920
NENANA								
NENANA	542	38.46	\$161	\$63,968	\$115,833	\$0	\$0	\$180,012
TOTALS	542	0.00	\$161	\$63,968	\$115,833	\$0	\$0	\$180,012
NEW STUYAHOK								
NEW STUYAHOK	337	0.95	\$28	\$9,392	\$1,789	\$20,519	\$0	\$31,728
TOTALS	337	0.00	\$28	\$9,392	\$1,789	\$20,519	\$0	\$31,728
NEWHALEN								
NEWHALEN	163	10.03	\$28	\$9,392	\$9,092	\$13,216	\$0	\$31,728
TOTALS	163	0.00	\$28	\$9,392	\$9,092	\$13,216	\$0	\$31,728
NEWTOK								
NEWTOK	205	2.64	\$29	\$9,756	\$3,011	\$20,124	\$0	\$32,920
TOTALS	205	0.00	\$29	\$9,756	\$3,011	\$20,124	\$0	\$32,920
NIGHTMUTE								
NIGHTMUTE	145	2.14	\$29	\$9,756	\$1,727	\$21,408	\$0	\$32,920
TOTALS	145	0.00	\$29	\$9,756	\$1,727	\$21,408	\$0	\$32,920

TOTAL APPROPRIATION = \$59,632,200
 MISC. SHARING APPROPRIATION = \$20,000,000
 TAX EQUALIZATION APPROPRIAT = \$38,032,200
 HOSPITAL CONST. APPROPRIAT. = \$1,600,000

MISC. SHARING PRORATION FACTOR = 0.91016250132314
 TAX EQUALIZATION PRORATION FACTOR = 005.718892213524
 MINIMUM ENT. PRORATION FACTOR = 0.97186562305313
 HOSPITAL CONST. PRORATION FACTOR = 1.00000000000000

NAME	POP.	MILL RATE EQV.	PRIOR YEAR ADJUSTMENT	MISCELLANEOUS ENTITLEMENT	TAX EQUALIZATION ENTITLEMENT	MINIMUM ENTITLEMENT ADD ON	HOSPITAL CONSTRUCTION ENTITLEMENT	TOTAL FY ENTITLEMENT
MUNICIPALITIES								
NIKOLAI								
NIKOLAI	121	4.06	\$30	\$20,557	\$2,728	\$11,133	\$0	\$34,448
TOTALS	121	0.00	\$30	\$20,557	\$2,728	\$11,133	\$0	\$34,448
NOME								
NOME	3,876	17.89	\$821	\$531,447	\$385,579	\$0	\$0	\$917,847
TOTALS	3,876	0.00	\$821	\$531,447	\$385,579	\$0	\$0	\$917,847
NONDALTON								
NONDALTON	231	47.68	\$84	\$32,581	\$61,226	\$0	\$0	\$93,891
TOTALS	231	0.00	\$84	\$32,581	\$61,226	\$0	\$0	\$93,891
NOORVIK								
NOORVIK	517	5.58	\$98	\$93,682	\$16,056	\$0	\$0	\$109,836
TOTALS	517	0.00	\$98	\$93,682	\$16,056	\$0	\$0	\$109,836
NORTH POLE								
NORTH POLE	1,640	4.51	\$65	\$31,975	\$41,140	\$0	\$0	\$73,180
TOTALS	1,640	0.00	\$65	\$31,975	\$41,140	\$0	\$0	\$73,180
NORTH SLOPE BOROUGH								
NORTH SLOPE BOROUGH	8,308	12.25	\$827	\$358,125	\$565,703	\$0	\$0	\$924,655
TOTALS	8,308	0.00	\$827	\$358,125	\$565,703	\$0	\$0	\$924,655
NUIQSUT								
NUIQSUT	337	0.01	\$30	\$0	\$33	\$33,807	\$0	\$33,870
TOTALS	337	0.00	\$30	\$0	\$33	\$33,807	\$0	\$33,870

TOTAL APPROPRIATION = \$59,632,200
 MISC. SHARING APPROPRIATION = \$20,000,000
 TAX EQUALIZATION APPROPRIAT = \$38,032,200
 HOSPITAL CONST. APPROPRIAT. = \$1,600,000

MISC. SHARING PRORATION FACTOR = 0.91016250132314
 TAX EQUALIZATION PRORATION FACTOR = 005.718892213524
 MINIMUM ENT. PRORATION FACTOR = 0.97186562305313
 HOSPITAL CONST. PRORATION FACTOR = 1.00000000000000

NAME	POP.	MILL RATE EQV.	PRIOR YEAR ADJUSTMENT	MISCELLANEOUS ENTITLEMENT	TAX EQUALIZATION ENTITLEMENT	MINIMUM ENTITLEMENT ADD ON	HOSPITAL CONSTRUCTION ENTITLEMENT	TOTAL FY ENTITLEMENT
MUNICIPALITIES								
NULATO								
NULATO	382	6.64	\$44	\$35,327	\$14,105	\$0	\$0	\$49,476
TOTALS	382	0.00	\$44	\$35,327	\$14,105	\$0	\$0	\$49,476
NUNAPITCHUK								
NUNAPITCHUK	356	3.81	\$88	\$91,623	\$7,547	\$0	\$0	\$99,258
TOTALS	356	0.00	\$88	\$91,623	\$7,547	\$0	\$0	\$99,258
OLD HARBOR								
OLD HARBOR	344	1.53	\$23	\$10,833	\$2,934	\$12,690	\$0	\$26,480
TOTALS	344	0.00	\$23	\$10,833	\$2,934	\$12,690	\$0	\$26,480
OUZINKIE								
OUZINKIE	233	1.39	\$23	\$7,547	\$1,805	\$17,012	\$0	\$26,387
TOTALS	233	0.00	\$23	\$7,547	\$1,805	\$17,012	\$0	\$26,387
PALMER								
PALMER	3,016	15.54	\$497	\$294,575	\$260,658	\$0	\$0	\$555,730
TOTALS	3,016	0.00	\$497	\$294,575	\$260,658	\$0	\$0	\$555,730
PELICAN								
PELICAN	213	17.32	\$27	\$10,468	\$20,508	\$0	\$0	\$31,003
TOTALS	213	0.00	\$27	\$10,468	\$20,508	\$0	\$0	\$31,003
PETERSBURG								
PETERSBURG	3,137	23.54	\$619	\$281,216	\$410,462	\$0	\$0	\$692,297
TOTALS	3,137	0.00	\$619	\$281,216	\$410,462	\$0	\$0	\$692,297

TOTAL APPROPRIATION = \$59,632,200
 MISC. SHARING APPROPRIATION = \$20,000,000
 TAX EQUALIZATION APPROPRIAT = \$38,032,200
 HOSPITAL CONST. APPROPRIAT. = \$1,600,000

MISC. SHARING PRORATION FACTOR = 0.91016250132314
 TAX EQUALIZATION PRORATION FACTOR = 005.718892213524
 MINIMUM ENT. PRORATION FACTOR = 0.97186562305313
 HOSPITAL CONST. PRORATION FACTOR = 1.00000000000000

NAME	POP.	MILL RATE EQV.	PRIOR YEAR ADJUSTMENT	MISCELLANEOUS ENTITLEMENT	TAX EQUALIZATION ENTITLEMENT	MINIMUM ENTITLEMENT ADD ON	HOSPITAL CONSTRUCTION ENTITLEMENT	TOTAL FY ENTITLEMENT
MUNICIPALITIES								
PILOT STATION PILOT STATION TOTALS	419 419	2.97 0.00	\$29 \$29	\$15,855 \$15,855	\$6,930 \$6,930	\$10,278 \$10,278	\$0 \$0	\$33,092 \$33,092
POINT HOPE POINT HOPE TOTALS	570 570	1.53 0.00	\$30 \$30	\$0 \$0	\$4,879 \$4,879	\$28,960 \$28,960	\$0 \$0	\$33,869 \$33,869
PORT ALEXANDER PORT ALEXANDER TOTALS	96 96	0.26 0.00	\$22 \$22	\$0 \$0	\$143 \$143	\$25,063 \$25,063	\$0 \$0	\$25,228 \$25,228
PORT HEIDEN PORT HEIDEN TOTALS	94 94	0.15 0.00	\$80 \$80	\$89,819 \$89,819	\$77 \$77	\$0 \$0	\$0 \$0	\$89,976 \$89,976
PORT LIONS PORT LIONS TOTALS	291 291	2.80 0.00	\$23 \$23	\$9,665 \$9,665	\$4,546 \$4,546	\$12,213 \$12,213	\$0 \$0	\$26,447 \$26,447
QUINHAGAK QUINHAGAK TOTALS	451 451	4.74 0.00	\$29 \$29	\$15,123 \$15,123	\$11,887 \$11,887	\$6,032 \$6,032	\$0 \$0	\$33,071 \$33,071
RUBY RUBY TOTALS	233 233	0.95 0.00	\$30 \$30	\$23,214 \$23,214	\$1,233 \$1,233	\$10,046 \$10,046	\$0 \$0	\$34,523 \$34,523

TOTAL APPROPRIATION = \$59,632,200
 MISC. SHARING APPROPRIATION = \$20,000,000
 TAX EQUALIZATION APPROPRIAT = \$38,032,200
 HOSPITAL CONST. APPROPRIAT. = \$1,600,000

MISC. SHARING PRORATION FACTOR = 0.91016250132314
 TAX EQUALIZATION PRORATION FACTOR = 0.95718892213524
 MINIMUM ENT. PRORATION FACTOR = 0.97186562305313
 HOSPITAL CONST. PRORATION FACTOR = 1.00000000000000

NAME	POP.	MILL RATE EQV.	PRIOR YEAR ADJUSTMENT	MISCELLANEOUS ENTITLEMENT	TAX EQUALIZATION ENTITLEMENT	MINIMUM ENTITLEMENT ADD ON	HOSPITAL CONSTRUCTION ENTITLEMENT	TOTAL FY ENTITLEMENT
MUNICIPALITIES								
RUSSIAN MISSION RUSSIAN MISSION TOTALS	231 231	1.62 0.00	\$29 \$29	\$14,757 \$14,757	\$2,083 \$2,083	\$16,192 \$16,192	\$0 \$0	\$33,061 \$33,061
SAINT GEORGE SAINT GEORGE TOTALS	190 190	4.82 0.00	\$47 \$47	\$47,786 \$47,786	\$5,096 \$5,096	\$0 \$0	\$0 \$0	\$52,929 \$52,929
SAINT MARYS SAINT MARY'S TOTALS	563 563	21.36 0.00	\$90 \$90	\$34,484 \$34,484	\$66,862 \$66,862	\$0 \$0	\$0 \$0	\$101,436 \$101,436
SAINT MICHAEL SAINT MICHAEL TOTALS	299 299	6.94 0.00	\$30 \$30	\$19,324 \$19,324	\$11,543 \$11,543	\$3,516 \$3,516	\$0 \$0	\$34,413 \$34,413
SAINT PAUL SAINT PAUL TOTALS	595 595	8.37 0.00	\$133 \$133	\$120,845 \$120,845	\$27,683 \$27,683	\$0 \$0	\$0 \$0	\$148,661 \$148,661
SAND POINT SAND POINT TOTALS	900 900	5.52 0.00	\$60 \$60	\$39,948 \$39,948	\$27,656 \$27,656	\$0 \$0	\$0 \$0	\$67,664 \$67,664
SAVOONGA SAVOONGA TOTALS	477 477	1.99 0.00	\$30 \$30	\$19,292 \$19,292	\$5,279 \$5,279	\$9,811 \$9,811	\$0 \$0	\$34,412 \$34,412

TOTAL APPROPRIATION = \$59,632,200
 MISC. SHARING APPROPRIATION = \$20,000,000
 TAX EQUALIZATION APPROPRIAT = \$38,032,200
 HOSPITAL CONST. APPROPRIAT. = \$1,600,000

MISC. SHARING PRORATION FACTOR = 0.91016250132314
 TAX EQUALIZATION PRORATION FACTOR = 0.05718892213524
 MINIMUM ENT. PRORATION FACTOR = 0.97186562305313
 HOSPITAL CONST. PRORATION FACTOR = 1.00000000000000

NAME	POP.	MILL RATE EQV.	PRIOR YEAR ADJUSTMENT	MISCELLANEOUS ENTITLEMENT	TAX EQUALIZATION ENTITLEMENT	MINIMUM ENTITLEMENT ADD ON	HOSPITAL CONSTRUCTION ENTITLEMENT	TOTAL FY ENTITLEMENT
MUNICIPALITIES								
SAXMAN								
SAXMAN	343	40.39	\$75	\$7,281	\$77,016	\$0	\$0	\$84,372
TOTALS	343	0.00	\$75	\$7,281	\$77,016	\$0	\$0	\$84,372
SCAMMON BAY								
SCAMMON BAY	303	3.96	\$29	\$14,879	\$6,685	\$11,471	\$0	\$33,064
TOTALS	303	0.00	\$29	\$14,879	\$6,685	\$11,471	\$0	\$33,064
SELAWIK								
SELAWIK	589	2.07	\$30	\$9,488	\$6,780	\$17,838	\$0	\$34,136
TOTALS	589	0.00	\$30	\$9,488	\$6,780	\$17,838	\$0	\$34,136
SELDOVIA								
SELDOVIA	678	9.95	\$54	\$23,129	\$37,521	\$0	\$0	\$60,704
TOTALS	678	0.00	\$54	\$23,129	\$37,521	\$0	\$0	\$60,704
SEWARD								
SEWARD	2,072	18.32	\$585	\$442,041	\$211,053	\$0	\$0	\$653,679
TOTALS	2,072	0.00	\$585	\$442,041	\$211,053	\$0	\$0	\$653,679
SHAGELUK								
SHAGELUK	144	0.00	\$31	\$31,122	\$2,739	\$854	\$0	\$34,746
TOTALS	144	0.00	\$31	\$31,122	\$2,739	\$854	\$0	\$34,746
SHAKTOOLIK								
SHAKTOOLIK	171	5.39	\$30	\$21,190	\$5,129	\$8,117	\$0	\$34,466
TOJALS	171	0.00	\$30	\$21,190	\$5,129	\$8,117	\$0	\$34,466

TOTAL APPROPRIATION = \$59,632,200
 MISC. SHARING APPROPRIATION = \$20,000,000
 TAX EQUALIZATION APPROPRIATION = \$38,032,200
 HOSPITAL CONST. APPROPRIATION = \$1,600,000

MISC. SHARING PRORATION FACTOR = 0.91016250132314
 TAX EQUALIZATION PRORATION FACTOR = 0.05718892213524
 MINIMUM ENT. PRORATION FACTOR = 0.97186562305313
 HOSPITAL CONST. PRORATION FACTOR = 1.00000000000000

NAME	POP.	MILL RATE EQV.	PRIOR YEAR ADJUSTMENT	MISCELLANEOUS ENTITLEMENT	TAX EQUALIZATION ENTITLEMENT	MINIMUM ENTITLEMENT ADD ON	HOSPITAL CONSTRUCTION ENTITLEMENT	TOTAL FY ENTITLEMENT

MUNICIPALITIES								
SHELDON POINT								
SHELDON POINT	123	2.02	\$29	\$9,756	\$1,383	\$21,752	\$0	\$32,920
TOTALS	123	0.00	\$29	\$9,756	\$1,383	\$21,752	\$0	\$32,920
SHISHMAREF								
SHISHMAREF	410	2.31	\$30	\$6,261	\$5,262	\$22,492	\$0	\$34,045
TOTALS	410	0.00	\$30	\$6,261	\$5,262	\$22,492	\$0	\$34,045
SHUNGNAK								
SHUNGNAK	226	1.13	\$30	\$14,864	\$1,427	\$17,966	\$0	\$34,287
TOTALS	226	0.00	\$30	\$14,864	\$1,427	\$17,966	\$0	\$34,287
SITKA CITY & BOROUGH								
CITY AND BOROUGH OF SITKA	8,221	12.53	\$819	\$341,870	\$572,539	\$0	\$0	\$915,228
TOTALS	8,221	0.00	\$819	\$341,870	\$572,539	\$0	\$0	\$915,228
SKAGWAY								
SKAGWAY	790	12.65	\$81	\$34,937	\$55,562	\$0	\$0	\$90,580
TOTALS	790	0.00	\$81	\$34,937	\$55,562	\$0	\$0	\$90,580
SOLDOTNA								
SOLDOTNA	3,597	12.84	\$291	\$68,998	\$256,767	\$0	\$0	\$326,056
TOTALS	3,597	0.00	\$291	\$68,998	\$256,767	\$0	\$0	\$326,056
STEBBINS								
STEBBINS	368	1.66	\$30	\$24,353	\$3,406	\$6,766	\$0	\$34,555
TOTALS	368	0.00	\$30	\$24,353	\$3,406	\$6,766	\$0	\$34,555

TOTAL APPROPRIATION = \$59,632,200
 MISC. SHARING APPROPRIATION = \$20,000,000
 TAX EQUALIZATION APPROPRIAT = \$39,032,200
 HOSPITAL CONST. APPROPRIAT. = \$1,600,000

MISC. SHARING PRORATION FACTOR = 0.91016250132314
 TAX EQUALIZATION PRORATION FACTOR = 005.718892213524
 MINIMUM ENT. PRORATION FACTOR = 0.97186562305313
 HOSPITAL CONST. PRORATION FACTOR = 1.00000000000000

NAME	POP.	MILL RATE EQV.	PRIOR YEAR ADJUSTMENT	MISCELLANEOUS ENTITLEMENT	TAX EQUALIZATION ENTITLEMENT	MINIMUM ENTITLEMENT ADD ON	HOSPITAL CONSTRUCTION ENTITLEMENT	TOTAL FY ENTITLEMENT
MUNICIPALITIES								
TANANA								
TANANA	425	5.25	\$103	\$103,423	\$12,404	\$0	\$0	\$115,930
TOTALS	425	0.00	\$103	\$103,423	\$12,404	\$0	\$0	\$115,930
TELLER								
TELLER	247	5.63	\$30	\$18,628	\$7,736	\$8,000	\$0	\$34,394
TOTALS	247	0.00	\$30	\$18,628	\$7,736	\$8,000	\$0	\$34,394
TENAKEE SPRINGS								
TENAKEE SPRINGS	142	0.63	\$22	\$12,187	\$499	\$12,863	\$0	\$25,571
TOTALS	142	0.00	\$22	\$12,187	\$499	\$12,863	\$0	\$25,571
THORNE BAY								
THORNE BAY	393	1.83	\$56	\$58,933	\$4,012	\$0	\$0	\$63,001
TOTALS	393	0.00	\$56	\$58,933	\$4,012	\$0	\$0	\$63,001
TOGIAK								
TOGIAK	556	1.87	\$28	\$24,069	\$5,785	\$2,259	\$0	\$32,141
TOTALS	556	0.00	\$28	\$24,069	\$5,785	\$2,259	\$0	\$32,141
TOKSOOK BAY								
TOKSOOK BAY	368	3.82	\$29	\$9,756	\$7,830	\$15,305	\$0	\$32,920
TOTALS	368	0.00	\$29	\$9,756	\$7,830	\$15,305	\$0	\$32,920
TULUKSAK								
TULUKSAK	321	3.96	\$118	\$125,010	\$7,069	\$0	\$0	\$132,197
TOTALS	321	0.00	\$118	\$125,010	\$7,069	\$0	\$0	\$132,197

TOTAL APPROPRIATION = \$59,632,200
 MISC. SHARING APPROPRIATION = \$20,000,000
 TAX EQUALIZATION APPROPRIATION = \$38,032,200
 HOSPITAL CONST. APPROPRIATION = \$1,600,000

MISC. SHARING PRORATION FACTOR = 0.91016250132314
 TAX EQUALIZATION PRORATION FACTOR = 0.05718892213524
 MINIMUM ENT. PRORATION FACTOR = 0.97186562305313
 HOSPITAL CONST. PRORATION FACTOR = 1.00000000000000

NAME	PCP.	MILL RATE EQV.	PRIOR YEAR ADJUSTMENT	MISCELLANEOUS ENTITLEMENT	TAX EQUALIZATION ENTITLEMENT	MINIMUM ENTITLEMENT ADD ON	HOSPITAL CONSTRUCTION ENTITLEMENT	TOTAL FY ENTITLEMENT

MUNICIPALITIES								
TUNUNAK								
TUNUNAK	317	3.46	\$29	\$17,379	\$6,108	\$9,619	\$0	\$33,135
TOTALS	317	0.00	\$29	\$17,379	\$6,108	\$9,619	\$0	\$33,135
UNALAKLEET								
UNALAKLEET	787	8.35	\$68	\$40,231	\$36,543	\$0	\$0	\$76,842
TOTALS	787	0.00	\$68	\$40,231	\$36,543	\$0	\$0	\$76,842
UNALASKA								
UNALASKA	1,922	25.33	\$368	\$140,951	\$270,623	\$0	\$0	\$411,942
TOTALS	1,922	0.00	\$368	\$140,951	\$270,623	\$0	\$0	\$411,942
VALDEZ								
VALDEZ	3,687	11.32	\$526	\$355,755	\$232,084	\$0	\$0	\$588,365
TOTALS	3,687	0.00	\$526	\$355,755	\$232,084	\$0	\$0	\$588,365
WAINWRIGHT								
WAINWRIGHT	507	6.14	\$30	\$0	\$17,306	\$16,533	\$0	\$33,869
TOTALS	507	0.00	\$30	\$0	\$17,306	\$16,533	\$0	\$33,869
WALES								
WALES	143	6.93	\$31	\$29,645	\$5,513	\$0	\$0	\$35,189
TOTALS	143	0.00	\$31	\$29,645	\$5,513	\$0	\$0	\$35,189
WASILLA								
WASILLA	3,666	0.75	\$149	\$151,447	\$15,317	\$0	\$0	\$166,913
TOTALS	3,666	0.00	\$149	\$151,447	\$15,317	\$0	\$0	\$166,913

TOTAL APPROPRIATION = \$59,632,200
 MISC. SHARING APPROPRIATION = \$20,000,000
 TAX EQUALIZATION APPROPRIAT = \$38,032,200
 HOSPITAL CONST. APPROPRIAT. = \$1,600,000

MISC. SHARING PRORATION FACTOR = 0.91016250132314
 TAX EQUALIZATION PRORATION FACTOR = 005.718892213524
 MINIMUM ENT. PRORATION FACTOR = 0.97186562305313
 HOSPITAL CONST. PRORATION FACTOR = 1.00000000000000

NAME	POP.	MILL RATE EQV.	PRIOR YEAR ADJUSTMENT	MISCELLANEOUS ENTITLEMENT	TAX EQUALIZATION ENTITLEMENT	MINIMUM ENTITLEMENT ADD ON	HOSPITAL CONSTRUCTION ENTITLEMENT	TOTAL FY ENTITLEMENT
MUNICIPALITIES								
WHITE MOUNTAIN WHITE MOUNTAIN TOTALS	158 158	9.58 0.00	\$28 \$28	\$17,464 \$17,464	\$8,420 \$8,420	\$6,044 \$6,044	\$0 \$0	\$31,956 \$31,956
WHITTIER WHITTIER TOTALS	338 338	34.87 0.00	\$87 \$87	\$31,923 \$31,923	\$65,517 \$65,517	\$0 \$0	\$0 \$0	\$97,527 \$97,527
WRANGELL WRANGELL TOTALS	2,376 2,376	11.07 0.00	\$370 \$370	\$267,529 \$267,529	\$146,252 \$146,252	\$0 \$0	\$0 \$0	\$414,151 \$414,151
YAKUTAT YAKUTAT TOTALS	462 462	19.26 0.00	\$67 \$67	\$25,661 \$25,661	\$49,476 \$49,476	\$0 \$0	\$0 \$0	\$75,204 \$75,204

TOTAL APPROPRIATION = \$59,632,200
 MISC. SHARING APPROPRIATION = \$20,000,000
 TAX EQUALIZATION APPROPRIAT = \$38,032,200
 HOSPITAL CONST. APPROPRIAT. = \$1,600,000

MISC. SHARING PRORATION FACTOR = 0.91016250132314
 TAX EQUALIZATION PRORATION FACTOR = 005.718892213524
 MINIMUM ENT. PRORATION FACTOR = 0.97186562305313
 HOSPITAL CONST. PRORATION FACTOR = 1.00000000000000

NAME	POP.	MILL RATE EQV.	PRIOR YEAR ADJUSTMENT	MISCELLANEOUS ENTITLEMENT	TAX EQUALIZATION ENTITLEMENT	MINIMUM ENTITLEMENT ADD ON	HOSPITAL CONSTRUCTION ENTITLEMENT	TOTAL FY ENTITLEMENT
UNINCORPORATED								
ARCTIC VILLAGE TRAD. COUN	0	0.00	\$20	\$22,734	\$0	\$0	\$0	\$22,754
ATKA IRA COUNCIL	0	0.00	\$20	\$22,734	\$0	\$0	\$0	\$22,754
BIRCH CREEK COUNCIL	0	0.00	\$20	\$22,734	\$0	\$0	\$0	\$22,754
COMMUNITY OF CANTWELL, IN	0	0.00	\$20	\$22,734	\$0	\$0	\$0	\$22,754
CIRCLE DIST. HIST. SOCIET	0	0.00	\$20	\$22,734	\$0	\$0	\$0	\$22,754
CHALKYITSIK VILLAGE COUNC	0	0.00	\$20	\$22,734	\$0	\$0	\$0	\$22,754
CHENEGA BAY	0	0.00	\$20	\$22,734	\$0	\$0	\$0	\$22,754
CHIGNIK LAGOON VILLAGE CO	0	0.00	\$20	\$22,734	\$0	\$0	\$0	\$22,754
CHIGNIK LAKE TRADITIONAL	0	0.00	\$20	\$22,734	\$0	\$0	\$0	\$22,754
CHISTOCHINA V LLAGE COUNC	0	0.00	\$20	\$22,734	\$0	\$0	\$0	\$22,754
CHITINA VILLAGE COUNCIL	0	0.00	\$20	\$22,734	\$0	\$0	\$0	\$22,754
CIRCLE CIVIC COMM. ASSOC.	0	0.00	\$20	\$22,734	\$0	\$0	\$0	\$22,754
COFFMAN COVE CIVIC CLUB	0	0.00	\$20	\$22,734	\$0	\$0	\$0	\$22,754
COPPER CENTER VILLAGE COU	0	0.00	\$20	\$22,734	\$0	\$0	\$0	\$22,754
COPPER VALLEY COMM. LIB. COUNCIL	0	0.00	\$20	\$22,734	\$0	\$0	\$0	\$22,754
CROOKED CREEK TRAD. COUNC	0	0.00	\$20	\$22,734	\$0	\$0	\$0	\$22,754
DELTANA COMMUNITY CORP.	0	0.00	\$20	\$22,734	\$0	\$0	\$0	\$22,754
DOT LAKE VILLAGE COUNCIL	0	0.00	\$20	\$22,734	\$0	\$0	\$0	\$22,754
EAGLE TRIBAL VILLAGE COUN	0	0.00	\$20	\$22,734	\$0	\$0	\$0	\$22,754
EDNA BAY COMMUNITY ASSOCI	0	0.00	\$20	\$22,734	\$0	\$0	\$0	\$22,754
EGEGIK IMPROVEMENT CORPOR	0	0.00	\$20	\$22,734	\$0	\$0	\$0	\$22,754
ELFIN COVE COMMUNITY COUN	0	0.00	\$20	\$22,734	\$0	\$0	\$0	\$22,754
EVANSVILLE VILLAGE COUNCI	0	0.00	\$20	\$22,734	\$0	\$0	\$0	\$22,754
FALSE PASS VILLAGE COUNCI	0	0.00	\$20	\$22,734	\$0	\$0	\$0	\$22,754
GULKANA VILLAGE COUNCIL	0	0.00	\$20	\$22,734	\$0	\$0	\$0	\$22,754
GUSTAVUS COMMUNITY COUNCI	0	0.00	\$20	\$22,734	\$0	\$0	\$0	\$22,754
HEALY LAKE TRAD. VILLAGE	0	0.00	\$20	\$22,734	\$0	\$0	\$0	\$22,754
HYDER COMMUNITY ASSOCIATI	0	0.00	\$20	\$22,734	\$0	\$0	\$0	\$22,754
IGIUGIG VILLAGE COUNCIL	0	0.00	\$20	\$22,734	\$0	\$0	\$0	\$22,754
ILIAMNA VILLAGE COUNCIL	0	0.00	\$20	\$22,734	\$0	\$0	\$0	\$22,754

TOTAL APPROPRIATION = \$59,632,200
 MISC. SHARING APPROPRIATION = \$20,000,000
 TAX EQUALIZATION APPROPRIAT = \$38,032,200
 HOSPITAL CONST. APPROPRIAT. = \$1,600,000

MISC. SHARING PRORATION FACTOR = 0.91016250132314
 TAX EQUALIZATION PRORATION FACTOR = 005.718892213524
 MINIMUM ENT. PRORATION FACTOR = 0.97186562305313
 HOSPITAL CONST. PRORATION FACTOR = 1.00000000000000

NAME	POP.	MILL RATE EQV.	PRIOR YEAR ADJUSTMENT	MISCELLANEOUS ENTITLEMENT	TAX EQUALIZATION ENTITLEMENT	MINIMUM ENTITLEMENT ADD ON	HOSPITAL CONSTRUCTION ENTITLEMENT	TOTAL FY ENTITLEMENT
UNINCORPORATED								
IVANOFF BAY VILLAGE COUNC	0	0.00	\$20	\$22,734	\$0	\$0	\$0	\$22,754
KENNY LAKE COMMUNITY LEAG	0	0.00	\$20	\$22,734	\$0	\$0	\$0	\$22,754
KIPNUK VILLAGE COUNCIL	0	0.00	\$20	\$22,734	\$0	\$0	\$0	\$22,754
CHILKAT INDIAN VILLAGE CO	0	0.00	\$20	\$22,734	\$0	\$0	\$0	\$22,754
KOKHANOK BAY	0	0.00	\$20	\$22,734	\$0	\$0	\$0	\$22,754
KOLIGANEK VILLAGE COUNCIL	0	0.00	\$20	\$22,734	\$0	\$0	\$0	\$22,754
KONGIGANAK VILLAGE COUNCI	0	0.00	\$20	\$22,734	\$0	\$0	\$0	\$22,754
KWIGILLINGOK IRA COUNCIL	0	0.00	\$20	\$22,734	\$0	\$0	\$0	\$22,754
LEVELOCK VILLAGE COUNCIL	0	0.00	\$20	\$22,734	\$0	\$0	\$0	\$22,754
LIME VILLAGE VILLAGE COUN	0	0.00	\$20	\$22,734	\$0	\$0	\$0	\$22,754
MANLEY HOT SPRINGS COMM.	0	0.00	\$20	\$22,734	\$0	\$0	\$0	\$22,754
MCKINLEY PARK COMM. CLUB	0	0.00	\$20	\$22,734	\$0	\$0	\$0	\$22,754
MENTASTA LAKE VILLAGE COU	0	0.00	\$20	\$22,734	\$0	\$0	\$0	\$22,754
METLAKATLA IRA COUNCIL	0	0.00	\$20	\$22,734	\$0	\$0	\$0	\$22,754
MINTO IRA COUNCIL	0	0.00	\$20	\$22,734	\$0	\$0	\$0	\$22,754
NELSON LAGOON VILLAGE COU	0	0.00	\$20	\$22,734	\$0	\$0	\$0	\$22,754
NIKOLSKI IRA COUNCIL	0	0.00	\$20	\$22,734	\$0	\$0	\$0	\$22,754
NOATAK IRA COUNCIL	0	0.00	\$20	\$22,734	\$0	\$0	\$0	\$22,754
NORTHWAY VILLAGE COUNCIL	0	0.00	\$20	\$22,734	\$0	\$0	\$0	\$22,754
PAXSON COMMUNITY AFFAIRS	0	0.00	\$20	\$22,734	\$0	\$0	\$0	\$22,754
PEDRO BAY VILLAGE COUNCIL	0	0.00	\$20	\$22,734	\$0	\$0	\$0	\$22,754
PILOT POINT VILLAGE COUNC	0	0.00	\$20	\$22,734	\$0	\$0	\$0	\$22,754
PITKA'S POINT	0	0.00	\$20	\$22,734	\$0	\$0	\$0	\$22,754
POINT BAKER COMMUNITY	0	0.00	\$20	\$22,734	\$0	\$0	\$0	\$22,754
PORT PROTECTION COMMUNITY	0	0.00	\$20	\$22,734	\$0	\$0	\$0	\$22,754
PORTAGE CREEK VILLAGE COU	0	0.00	\$20	\$22,734	\$0	\$0	\$0	\$22,754
RAMPART VILLAGE COUNCIL	0	0.00	\$20	\$22,734	\$0	\$0	\$0	\$22,754
RED DEVIL VILLAGE COUNCIL	0	0.00	\$20	\$22,734	\$0	\$0	\$0	\$22,754
SLEETMUTE VILLAGE COUNCIL	0	0.00	\$20	\$22,734	\$0	\$0	\$0	\$22,754
STEVENS VILLAGE IRA COUNC	0	0.00	\$20	\$22,734	\$0	\$0	\$0	\$22,754
TAKOTHA COMMUNITY ASSOC.,	0	0.00	\$20	\$22,734	\$0	\$0	\$0	\$22,754

TOTAL APPROPRIATION = \$59,632,200
 MISC. SHARING APPROPRIATION = \$20,000,000
 TAX EQUALIZATION APPROPRIAT = \$38,032,200
 HOSPITAL CONST. APPROPRIAT. = \$1,600,000

MISC. SHARING PRORATION FACTOR = 0.91016250132314
 TAX EQUALIZATION PRORATION FACTOR = 0.05718892213524
 MINIMUM ENT. PRORATION FACTOR = 0.97186562305313
 HOSPITAL CONST. PRORATION FACTOR = 1.00000000000000

NAME	POP.	MILL RATE EQV.	PRIOR YEAR ADJUSTMENT	MISCELLANEOUS ENTITLEMENT	TAX EQUALIZATION ENTITLEMENT	MINIMUM ENTITLEMENT ADD ON	HOSPITAL CONSTRUCTION ENTITLEMENT	TOTAL FY ENTITLEMENT
UNINCORPORATED								
TANACROSS VILLAGE COUNCIL	0	0.00	\$20	\$22,734	\$0	\$0	\$0	\$22,754
TATITLEK IRA COUNCIL	0	0.00	\$20	\$22,734	\$0	\$0	\$0	\$22,754
TAZLINA VILLAGE COUNCIL	0	0.00	\$20	\$22,734	\$0	\$0	\$0	\$22,754
TELIDA VILLAGE COUNCIL	0	0.00	\$20	\$22,734	\$0	\$0	\$0	\$22,754
TETLIN IRA COUNCIL	0	0.00	\$20	\$22,734	\$0	\$0	\$0	\$22,754
TOK COMMUNITY UMBRELLA CO	0	0.00	\$20	\$22,734	\$0	\$0	\$0	\$22,754
TRI-VALLEY COMM. LIBRARY	0	0.00	\$20	\$22,734	\$0	\$0	\$0	\$22,754
TUNTUTULIAK VILLAGE COUNCIL	0	0.00	\$20	\$22,734	\$0	\$0	\$0	\$22,754
TWIN HILLS VILLAGE COUNCIL	0	0.00	\$20	\$22,734	\$0	\$0	\$0	\$22,754
VENETIE VILLAGE COUNCIL	0	0.00	\$20	\$22,734	\$0	\$0	\$0	\$22,754

TOTAL APPROPRIATION = \$59,632,200
 MISC. SHARING APPROPRIATION = \$20,000,000
 TAX EQUALIZATION APPROPRIAT = \$32,032,200
 HOSPITAL CONST. APPROPRIAT. = \$1,600,000

MISC. SHARING PRORATION FACTOR = 0.91016250132314
 TAX EQUALIZATION PRORATION FACTOR = 005.718892213524
 MINIMUM ENT. PRORATION FACTOR = 0.97185562305313
 HOSPITAL CONST. PRORATION FACTOR = 1.00000000000000

NAME	POP.	MILL RATE EQV.	PRIOR YEAR ADJUSTMENT	MISCELLANEOUS ENTITLEMENT	TAX EQUALIZATION ENTITLEMENT	MINIMUM ENTITLEMENT ADD ON	HOSPITAL CONSTRUCTION ENTITLEMENT	TOTAL FY ENTITLEMENT
VOLUNTEER FIRE DEPT.								
ATKA VFD	99	0.00	\$1	\$1,161	\$0	\$0	\$0	\$1,162
BETTLES	88	0.00	\$0	\$1,113	\$0	\$0	\$0	\$1,113
BIRCH CREEK VFD	50	0.00	\$0	\$632	\$0	\$0	\$0	\$632
CANTWELL VFD	241	0.00	\$2	\$3,046	\$0	\$0	\$0	\$3,048
CHIGNIK LAKE VFD	167	0.00	\$1	\$1,959	\$0	\$0	\$0	\$1,960
CHITINA VFD	63	0.00	\$0	\$658	\$0	\$0	\$0	\$658
CIRCLE VFD	56	0.00	\$0	\$708	\$0	\$0	\$0	\$708
COPPER CENTER VFD	472	0.00	\$4	\$4,936	\$0	\$0	\$0	\$4,940
CORDOVA VFD	441	0.00	\$4	\$4,611	\$0	\$0	\$0	\$4,615
CROOKED CREEK VFD	118	0.00	\$1	\$1,491	\$0	\$0	\$0	\$1,492
RURAL DELTANA FIRE PROT.	1,840	0.00	\$20	\$23,258	\$0	\$0	\$0	\$23,278
EGEGIK VFD	96	0.00	\$1	\$1,125	\$0	\$0	\$0	\$1,126
FALSE PASS	68	0.00	\$0	\$798	\$0	\$0	\$0	\$798
GLENNALLEN VFD	929	0.00	\$8	\$9,715	\$0	\$0	\$0	\$9,723
GUSTAVUS VFD	151	0.00	\$1	\$1,468	\$0	\$0	\$0	\$1,469
TRI-VALLEY VOLUNTEER FIRE	757	0.00	\$8	\$9,568	\$0	\$0	\$0	\$9,576
HYDER VFD	95	0.00	\$0	\$864	\$0	\$0	\$0	\$864
ILIAMNA VFD	137	0.00	\$1	\$1,607	\$0	\$0	\$0	\$1,608
KENNY LAKE LEAGUE VFD	560	0.00	\$5	\$5,856	\$0	\$0	\$0	\$5,861
KIPNUK VFD	455	0.00	\$4	\$5,545	\$0	\$0	\$0	\$5,549
KLUKWAN VFD	192	0.00	\$1	\$1,868	\$0	\$0	\$0	\$1,869
KONGIGANAK VFD	235	0.00	\$2	\$2,864	\$0	\$0	\$0	\$2,866
KWIGILLINGOK VFD	245	0.00	\$2	\$2,996	\$0	\$0	\$0	\$2,988
LEVELOCK VFD	125	0.00	\$1	\$1,466	\$0	\$0	\$0	\$1,467
LIME VILLAGE VFD	37	0.00	\$0	\$467	\$0	\$0	\$0	\$467
MCKINLEY VFD	192	0.00	\$2	\$2,426	\$0	\$0	\$0	\$2,428
METLAKATLA VFD	1,439	0.00	\$11	\$13,086	\$0	\$0	\$0	\$13,097
MEYERS CHUCK VFD	46	0.00	\$0	\$418	\$0	\$0	\$0	\$418
MINTO VFD	231	0.00	\$2	\$2,919	\$0	\$0	\$0	\$2,921
NELSON LAGOON VFD	59	0.00	\$0	\$692	\$0	\$0	\$0	\$692
NOATAK VFD	273	0.00	\$3	\$3,450	\$0	\$0	\$0	\$3,453

TOTAL APPROPRIATION = \$59,632,200
 MISC. SHARING APPROPRIATION = \$20,000,000
 TAX EQUALIZATION APPROPRIATION = \$38,032,200
 HOSPITAL CONST. APPROPRIATION = \$1,600,000

MISC. SHARING PRORATION FACTOR = 0.91016250132314
 TAX EQUALIZATION PRORATION FACTOR = 005.718892213524
 MINIMUM ENT. PRORATION FACTOR = 0.97186562305313
 HOSPITAL CONST. PRORATION FACTOR = 1.00000000000000

NAME	POP.	MILL RATE EQV.	PRIOR YEAR ADJUSTMENT	MISCELLANEOUS ENTITLEMENT	TAX EQUALIZATION ENTITLEMENT	MINIMUM ENTITLEMENT ADD ON	HOSPITAL CONSTRUCTION ENTITLEMENT	TOTAL FY ENTITLEMENT
VOLUNTEER FIRE DEPT.								
NORTHWAY VFD	342	0.00	\$3	\$4,323	\$0	\$0	\$0	\$4,326
PELICAN VFD	31	0.00	\$0	\$301	\$0	\$0	\$0	\$301
PERRYVILLE VFD	151	0.00	\$1	\$1,771	\$0	\$0	\$0	\$1,772
PILOT POINT VFD	67	0.00	\$0	\$786	\$0	\$0	\$0	\$786
PITKA'S POINT VFD	92	0.00	\$1	\$1,120	\$0	\$0	\$0	\$1,121
PORT PROTECTION	66	0.00	\$0	\$600	\$0	\$0	\$0	\$600
SLEETMUTE VFD	103	0.00	\$1	\$1,301	\$0	\$0	\$0	\$1,302
STEVENS VILLAGE VFD	88	0.00	\$0	\$1,113	\$0	\$0	\$0	\$1,113
TANACROSS VFD	117	0.00	\$1	\$1,478	\$0	\$0	\$0	\$1,479
TELIDA VFD	26	0.00	\$0	\$328	\$0	\$0	\$0	\$328
TOK VFD	1,181	0.00	\$13	\$14,927	\$0	\$0	\$0	\$14,940
TWIN HILLS VFD	61	0.00	\$0	\$715	\$0	\$0	\$0	\$715
YAKUTAT VFD	189	0.00	\$1	\$1,839	\$0	\$0	\$0	\$1,840

GUIDE TO THE MUNICIPAL ASSISTANCE REPORT

The first column of this report lists the boroughs, followed by cities grouped by geographic location. The second column gives the July 1, 1985 certified population of each municipality. The populations of cities located within each borough have been subtracted out to give the borough populations.

The Base Amount column indicates the amounts distributed under the former Gross Receipts Tax Sharing Program during Fiscal Year 1979. The 100% Excess column distributes the excess amount (total appropriation less total base amount) on a per capita basis.

Municipalities on a calendar fiscal year receive a prepayment in February (base amount plus 90% of their 100% excess amount). Municipalities on the state fiscal year receive their full entitlement (base amount plus their excess amount) in June.

DEPARTMENT OF COMMUNITY & REGIONAL AFFAIRS
 STATE MUNICIPAL ASSISTANCE PROGRAM
 FINAL REPORT

MAY 14, 1986
 PAGE: 1

SID CODE	PLACE NAME	CERT POP	BASE AMOUNT	100% EXCESS	FEB PREPAY	JUNE PAYMENT	FINAL AMOUNT
BOROUGH							
01000	NORTH SLOPE BOROUGH	3,131	\$ 1,203,621	\$ 404,918	\$ 0	\$ 1,608,539	\$ 1,608,539
10000	FAIRBANKS NORTH STAR BOROU	46,340	\$ 566,727	\$ 5,992,954	\$ 0	\$ 6,559,681	\$ 6,559,681
16000	BRISTOL BAY BOROUGH	1,271	\$ 13,986	\$ 164,373	\$ 0	\$ 178,359	\$ 178,359
20000	KODIAK ISLAND BOROUGH	5,960	\$ 20,815	\$ 770,781	\$ 0	\$ 791,596	\$ 791,596
21000	KENAI PENINSULA BOROUGH	21,996	\$ 347,211	\$ 2,844,648	\$ 0	\$ 3,191,859	\$ 3,191,859
22030	ANCHORAGE	248,263	\$ 4,918,924	\$ 32,106,793	\$ 33,815,038	\$ 3,210,679	\$ 37,025,717
23000	MATANUSKA-SUSITNA BOROUGH	33,686	\$ 90,818	\$ 4,356,466	\$ 0	\$ 4,447,284	\$ 4,447,284
27000	HAINES BOROUGH	768	\$ 7,275	\$ 99,322	\$ 0	\$ 106,597	\$ 106,597
28000	JUNEAU CITY & BOROUGH	29,370	\$ 372,357	\$ 3,798,296	\$ 0	\$ 4,170,653	\$ 4,170,653
29000	SITKA CITY & BOROUGH	8,221	\$ 131,640	\$ 1,063,186	\$ 0	\$ 1,194,826	\$ 1,194,826
30000	KETCHIKAN GATEWAY BOROUGH	5,557	\$ 32,610	\$ 718,663	\$ 0	\$ 751,273	\$ 751,273
CITIES							
01010	ANAKTUVUK PASS	234	\$ 105	\$ 30,262	\$ 0	\$ 30,367	\$ 30,367
01020	ATQASUK	248	\$ 17,299	\$ 32,072	\$ 0	\$ 49,371	\$ 49,371
01030	BARROW	3,075	\$ 24,039	\$ 397,676	\$ 0	\$ 421,715	\$ 421,715
01170	KAKTOVIK	206	\$ 1,085	\$ 26,641	\$ 0	\$ 27,726	\$ 27,726
01210	NUIQSUT	337	\$ 30	\$ 43,582	\$ 0	\$ 43,612	\$ 43,612
01240	POINT HOPE	570	\$ 3,456	\$ 73,715	\$ 0	\$ 77,171	\$ 77,171
01330	WAINWRIGHT	507	\$ 397	\$ 65,568	\$ 0	\$ 65,965	\$ 65,965
02010	AMBLER	275	\$ 635	\$ 35,564	\$ 0	\$ 36,199	\$ 36,199
02030	BUCKLAND	250	\$ 404	\$ 32,331	\$ 0	\$ 32,735	\$ 32,735
02070	DEERING	148	\$ 467	\$ 19,140	\$ 0	\$ 19,607	\$ 19,607
02120	KIANA	404	\$ 1,355	\$ 52,247	\$ 0	\$ 53,602	\$ 53,602
02130	KIVALINA	272	\$ 160	\$ 35,176	\$ 0	\$ 35,336	\$ 35,336
02160	KOBUK	36	\$ 36	\$ 11,122	\$ 0	\$ 11,158	\$ 11,158
02170	KOTZEBUE	2,981	\$ 33,945	\$ 385,519	\$ 0	\$ 419,464	\$ 419,464
02210	NOORVIK	517	\$ 1,404	\$ 66,861	\$ 0	\$ 68,265	\$ 68,265
02220	SELAWIK	589	\$ 1,052	\$ 76,172	\$ 0	\$ 77,224	\$ 77,224
02240	SHUNGNAK	226	\$ 1,236	\$ 29,227	\$ 0	\$ 30,463	\$ 30,463
03060	BREVIK MISSION	159	\$ 174	\$ 20,562	\$ 0	\$ 20,736	\$ 20,736
03150	DIOMEDE	157	\$ 90	\$ 20,304	\$ 0	\$ 20,394	\$ 20,394
03170	ELIM	248	\$ 361	\$ 32,072	\$ 0	\$ 32,433	\$ 32,433
03190	GAMBELL	500	\$ 1,432	\$ 64,662	\$ 0	\$ 66,094	\$ 66,094
03200	GOLOVIN	131	\$ 644	\$ 16,941	\$ 0	\$ 17,585	\$ 17,585
03280	KOYUK	202	\$ 255	\$ 26,123	\$ 0	\$ 26,378	\$ 26,378
03330	NOME	3,876	\$ 53,064	\$ 501,266	\$ 0	\$ 554,330	\$ 554,330

DEPARTMENT OF COMMUNITY & REGIONAL AFFAIRS
 STATE MUNICIPAL ASSISTANCE PROGRAM
 FINAL REPORT

MAY 14, 1986
 PAGE: 2

SID CODE	PLACE NAME	CERT POP	BASE AMOUNT	100% EXCESS	FEB PREPAY	JUNE PAYMENT	FINAL AMOUNT
03500	SAINT MICHAEL	299	4,107	38,668	0	42,775	42,775
03520	SAVOONGA	477	2,341	61,698	0	64,029	64,029
03540	SHAKTOOLIK	171	108	22,114	0	22,222	22,222
03560	SHISHMAREF	410	970	53,023	0	53,993	53,993
03600	STEBBINS	368	317	47,591	0	47,908	47,908
03630	TELLER	247	172	31,943	0	32,115	32,115
03650	UNALAKLEET	787	4,099	101,779	0	105,878	105,878
03670	WALES	143	1	18,493	0	18,494	18,494
03680	WHITE MOUNTAIN	158	30	20,433	0	20,463	20,463
04010	ANVIK	114	104	14,743	0	14,847	14,847
04070	GRAYLING	217	404	28,063	0	28,467	28,467
04090	HOLY CROSS	238	834	30,779	0	31,663	31,663
04130	MCGRATH	510	3,350	65,956	0	69,306	69,306
04160	NIKCLAI	121	15	15,648	0	15,663	15,663
04200	SHAGELUK	144	169	18,622	0	18,791	18,791
05020	ALLAKAKET	188	137	24,313	0	24,450	24,450
05060	BETTLES	60	516	7,759	0	8,275	8,275
05190	GALENA	942	6,946	121,824	0	128,770	128,770
05230	HUGHES	91	81	11,768	0	11,849	11,849
05240	HUSLIA	283	652	36,599	0	37,251	37,251
05300	KALTAG	278	0	35,952	0	35,952	35,952
05330	KOYUKUK	140	445	18,105	0	18,550	18,550
05400	NENANA	542	12,535	70,094	0	82,629	82,629
05450	NULATO	382	649	49,402	0	50,051	50,051
05490	RUBY	233	767	30,132	0	30,899	30,899
05510	TANANA	425	2,249	54,963	0	57,212	57,212
06150	FORT YUKON	641	6,714	82,897	0	89,611	89,611
07010	ANDERSON	521	1,356	67,378	0	68,734	68,734
08030	DELTA JUNCTION	1,207	29,287	156,096	0	185,383	185,383
09060	EAGLE	194	834	25,089	0	25,923	25,923
10250	FAIRBANKS	27,099	1,047,794	3,504,597	4,201,932	350,459	4,552,391
10490	NORTH POLE	1,640	31,342	212,094	222,226	21,210	243,436
11020	ALAKANUK	555	5,277	71,775	0	77,052	77,052
11030	SAINT MARYS	563	617	72,810	0	73,427	73,427
11090	CHEVAK	531	242	68,671	0	68,913	68,913
11110	EMMONAK	641	3,092	82,897	0	85,989	85,989
11150	HOOPER BAY	680	2,463	87,941	0	90,404	90,404
11210	KOTLIK	414	1,096	53,540	0	54,636	54,636
11260	MARSHALL	280	523	36,211	0	36,734	36,734

DEPARTMENT OF COMMUNITY & REGIONAL AFFAIRS
STATE MUNICIPAL ASSISTANCE PROGRAM
FINAL REPORT

MAY 14, 1986
PAGE: 3

SID CODE	PLACE NAME	CERT POP	BASE AMOUNT	100% EXCESS	FEB PREPAY	JUNE PAYMENT	FINAL AMOUNT
11270	MOUNTAIN VILLAGE	666	2,313	86,130	0	88,443	88,443
11340	PILOT STATION	419	276	54,187	49,044	5,419	54,463
11360	RUSSIAN MISSION	231	45	29,874	0	29,919	29,919
11370	SCAMMON BAY	303	552	39,185	0	39,737	39,737
11380	SHELDON POINT	123	114	15,907	0	16,021	16,021
12030	AKIACHAK	451	447	58,325	0	58,772	58,772
12040	AKIAK	250	137	32,331	0	32,468	32,463
12090	ATMAUTLUAK	234	79	30,262	0	30,341	30,341
12100	BETHEL	3,681	66,012	476,048	0	542,060	542,060
12170	CHEFORNAK	275	557	35,564	0	36,121	36,121
12210	EEK	259	284	33,495	0	33,779	33,779
12220	GOODNEWS BAY	238	65	30,779	0	30,844	30,844
12240	KASIGLUK (KASIGLOCK)	397	321	51,342	0	51,663	51,663
12320	KWETHLUK	507	1,416	65,568	0	66,984	66,984
12370	MEKORYUK	152	235	19,657	0	19,892	19,892
12410	NAPAKIAK	323	1,547	41,772	0	43,319	43,319
12420	NAPASKIAK	291	15	37,633	0	37,648	37,648
12470	NEWTOK	205	97	26,511	0	26,608	26,608
12480	NIGHTMUTE	145	20	18,752	0	18,772	18,772
12510	NUNAPITCHUK	356	313	46,039	0	46,352	46,352
12560	PLATINUM	59	516	7,530	0	8,146	8,146
12580	QUINHAGAK	451	693	58,325	0	59,018	59,018
12620	TOKSOOK BAY	368	903	47,591	0	48,494	48,494
12630	TULUKSAK	321	150	41,513	0	41,663	41,663
12650	TUNUNAK	317	196	40,996	0	41,192	41,192
13010	ANIAK	475	3,247	61,429	0	64,675	64,675
13020	CHUATHBALUK	123	329	15,907	0	16,236	16,236
13070	LOWER KALSKAG	281	208	36,340	0	36,548	36,548
13090	KALSKAG (UPPER)	133	1,278	17,200	0	18,478	18,478
14020	ALEKNAGIK	232	460	30,003	27,453	3,000	30,463
14070	CLARKS POINT	80	30	10,346	9,341	1,035	10,376
14080	DILLINGHAM	2,100	27,183	271,584	0	298,767	298,767
14110	EKWOK	107	78	13,837	0	13,915	13,915
14230	MANOKCTAK	299	319	38,668	0	38,987	38,987
14250	NEW STUYAHOK	337	379	43,582	0	43,961	43,961
14400	TOGIAK	556	3,098	71,905	0	75,003	75,003
15012	CHIGNIK	132	329	17,070	0	17,399	17,399
15190	PORT HEIDEN (MESCHIK)	94	238	12,156	0	12,394	12,394
15200	NEWHALEN	163	211	21,080	0	21,291	21,291

DEPARTMENT OF COMMUNITY & REGIONAL AFFAIRS
 STATE MUNICIPAL ASSISTANCE PROGRAM
 FINAL REPORT

MAY 14, 1986
 PAGE: 4

SID CODE	PLACE NAME	CERT POP	BASE AMOUNT	100% EXCESS	FEB PREPAY	JUNE PAYMENT	FINAL AMOUNT
15210	NONDALTON	231	\$ 427	\$ 29,874	\$ 0	\$ 30,301	\$ 30,301
17010	AKUTAN	189	\$ 238	\$ 24,442	\$ 0	\$ 24,680	\$ 24,680
17150	COLD BAY	250	\$ 4,107	\$ 32,331	\$ 0	\$ 36,438	\$ 36,438
17240	KING COVE	547	\$ 1,844	\$ 70,741	\$ 0	\$ 72,585	\$ 72,585
17370	SAND POINT	900	\$ 4,445	\$ 116,393	\$ 0	\$ 120,838	\$ 120,838
17460	UNALASKA	1,922	\$ 7,496	\$ 248,564	\$ 0	\$ 256,060	\$ 256,060
18020	SAINT GEORGE	190	\$ 137	\$ 24,571	\$ 22,251	\$ 2,457	\$ 24,708
18030	SAINT PAUL	595	\$ 504	\$ 76,948	\$ 0	\$ 77,452	\$ 77,452
20040	AKHIOK	103	\$ 437	\$ 13,320	\$ 0	\$ 13,757	\$ 13,757
20220	KODIAK	6,602	\$ 162,514	\$ 853,808	\$ 0	\$ 1,016,322	\$ 1,016,322
20280	LARSEN BAY	215	\$ 0	\$ 27,805	\$ 25,024	\$ 2,781	\$ 27,805
20350	OLD HARBOR	344	\$ 353	\$ 44,489	\$ 0	\$ 44,841	\$ 44,841
20370	OUZINKIE	233	\$ 331	\$ 30,132	\$ 0	\$ 30,463	\$ 30,463
20410	PORT LIONS	291	\$ 333	\$ 37,633	\$ 0	\$ 37,966	\$ 37,966
21220	HOMER	3,817	\$ 62,044	\$ 493,636	\$ 0	\$ 555,680	\$ 555,680
21270	KACHEMAK	325	\$ 491	\$ 42,030	\$ 0	\$ 42,521	\$ 42,521
21300	KENAI	6,434	\$ 145,965	\$ 832,081	\$ 0	\$ 978,046	\$ 978,046
21630	SELDCVIA	678	\$ 5,457	\$ 87,682	\$ 0	\$ 93,139	\$ 93,139
21640	SEWARD	2,072	\$ 45,634	\$ 267,962	\$ 0	\$ 313,596	\$ 313,596
21630	SOLDOTNA	3,597	\$ 103,024	\$ 465,184	\$ 0	\$ 568,208	\$ 568,208
23310	HOUSTON	725	\$ 1,653	\$ 93,761	\$ 0	\$ 95,414	\$ 95,414
23510	PALMER	3,216	\$ 54,039	\$ 390,046	\$ 405,080	\$ 39,005	\$ 444,085
23700	WASILLA	3,666	\$ 54,535	\$ 474,108	\$ 0	\$ 528,643	\$ 528,643
24080	CORDOVA	2,520	\$ 45,256	\$ 325,900	\$ 0	\$ 371,156	\$ 371,156
24560	VALDEZ	3,687	\$ 368,217	\$ 476,823	\$ 797,358	\$ 47,682	\$ 845,040
24570	WHITTIER	338	\$ 1,634	\$ 43,712	\$ 0	\$ 45,346	\$ 45,346
26010	ANGOON	562	\$ 2,960	\$ 72,681	\$ 0	\$ 75,641	\$ 75,641
26180	HOONAH	906	\$ 7,006	\$ 117,169	\$ 0	\$ 124,175	\$ 124,175
26250	PELICAN	213	\$ 2,905	\$ 27,546	\$ 0	\$ 30,451	\$ 30,451
26350	TENAKEE SPRINGS	142	\$ 1,394	\$ 18,364	\$ 0	\$ 19,758	\$ 19,758
26410	YAKUTAT	462	\$ 12,691	\$ 59,748	\$ 0	\$ 72,439	\$ 72,439
27040	HAINES	1,079	\$ 20,064	\$ 139,542	\$ 0	\$ 159,606	\$ 159,606
29250	PORT ALEXANDER	96	\$ 293	\$ 12,415	\$ 0	\$ 12,708	\$ 12,708
30130	KETCHIKAN	3,414	\$ 208,919	\$ 1,088,146	\$ 1,138,251	\$ 108,814	\$ 1,297,065
30300	SAXMAN	343	\$ 1,127	\$ 44,358	\$ 0	\$ 45,485	\$ 45,485
31020	SKAGWAY	790	\$ 21,580	\$ 102,167	\$ 0	\$ 123,747	\$ 123,747
32150	CRAIG	1,167	\$ 5,005	\$ 150,923	\$ 0	\$ 155,928	\$ 155,928
32360	HYDABURG	463	\$ 1,904	\$ 59,877	\$ 55,794	\$ 5,987	\$ 61,731
32390	KAKE	633	\$ 2,457	\$ 81,863	\$ 0	\$ 84,320	\$ 84,320

DEPARTMENT OF COMMUNITY & REGIONAL AFFAIRS
 STATE MUNICIPAL ASSISTANCE PROGRAM
 FINAL REPORT

MAY 14, 1986
 PAGE: 5

SID CODE	PLACE NAME	CERT POP	BASE AMOUNT	100% EXCESS	FEB PREPAY	JUNE PAYMENT	FINAL AMOUNT
32420	KASAAN	82 \$	30 \$	10,604 \$	0 \$	10,634 \$	10,634
32460	KLAWOCK	500 \$	1,540 \$	77,595 \$	0 \$	79,135 \$	79,135
32470	KUPREANOF	41 \$	0 \$	5,302 \$	0 \$	5,302 \$	5,302
32550	PETERSBURG	3,137 \$	43,649 \$	405,694 \$	0 \$	449,343 \$	449,343
32780	THORNE BAY	393 \$	1,127 \$	50,825 \$	46,869 \$	5,083 \$	51,952
32950	WRANGELL	2,376 \$	38,836 \$	307,277 \$	0 \$	346,113 \$	346,113
33030	METLAKATLA	1,439 \$	29,287 \$	186,099 \$	196,776 \$	18,610 \$	215,386

DEPARTMENT OF COMMUNITY & REGIONAL AFFAIRS
STATE MUNICIPAL ASSISTANCE PROGRAM
FINAL REPORT

MAY 14, 1986
PAGE: 6

SID CODE	PLACE NAME	CERT PCP	BASE AMOUNT	100% EXCESS	FEB PREPAY	JUNE PAYMENT	FINAL AMOUNT
-------------	------------	-------------	----------------	----------------	---------------	-----------------	-----------------

TOTAL APPROPRIATION: \$ 81,306,800

TOTAL APPROPRIATION USED: \$ 81,306,721

TOTAL BASE AMOUNT: \$ 10,610,373

TOTAL EXCESS AMOUNT: \$ 70,696,348

TOTAL POPULATION: 546,654

POPULATION PRO FACTOR: 129.325728888