

HJR

43

REPRESENTATIVE
PETER GOLL



POUCH V
JUNEAU, ALASKA 99811
(907) 465-4825

STATE OF ALASKA
HOUSE OF REPRESENTATIVES

M E M O R A N D U M

May 8, 1985

TO: All Legislators
FROM: Representative Peter Goll *P. Goll*
SUBJECT: High Seas Interceptions of Alaska Salmon

Attached are three letters of support for House Joint Resolution 43, which requests the federal government to take quick action to halt the interception of Alaska salmon on the high seas by Japanese gillnet fleets. The widespread support for this effort is reflected in the letters from the state's two largest sportfishing associations and Alaska's largest group representing commercial fishermen.

Renegotiation of the treaty with Japan affecting the high seas fisheries is currently under consideration in Washington, D.C. Quick passage of this resolution will help trigger a decision.

I respectfully request your support of this resolution in the waning days of the session.



Alaska Sportfishing Association

3605 Arctic Blvd., Suite 800 • Anchorage, Alaska 99503

TO: All Alaska Legislators DATE: May 7, 1985

SUBJECT: HJR 43

The Kenai River Sportfishing Association urges your support of HJR 43 which calls for a halt to the High Seas interception of Alaska Salmon by Japanese fishing fleets.

The most recent figures estimate that the Japanese mothership and the landbased salmon gill net fleets intercepted one million, ninety-nine thousand Alaska bound salmon in 1983. These interceptions include 106,000 King Salmon from South Central Alaska spots; more than the combined sport, commercial, and subsistence catches in Cook Inlet that year. An end to these destructive fisheries would greatly enhance recreational sportfishing opportunities in Cook Inlet.

We urge immediate passage of this important resolution.

Hunter Fisher

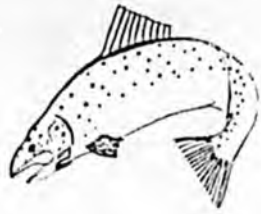


KENAI RIVER SPORTFISHING ASSOCIATION

3301 "C" Street Suite 202

Anchorage, Alaska 99503

Phone (907) 276-1451



May 7, 1985

Kenai River Sportfishing Association urges your support of HJR #43 which calls for a halt to the high seas interception of Alaska salmon by Japanese fishing fleet. The most recent figures estimate that the Japanese mother ship and the land based salmon gill net fleet intercepted 1,990,000 Alaska bound salmon in 1983. These interceptions include 106,000 King Salmon from southcentral Alaska spots more than the combined Sport, Commercial and Subsistence catches in Cook Inlet that year.

An end to these destructive fisheries would greatly enhance recreational sportfishing opportunities in Cook Inlet. We urge immediate passage of this important resolution.

by Bob Gerdon, Jr.
acting President of Kenai River Sportfishing Association



UNITED FISHERMEN OF ALASKA

319 Seward Street, Suite #10
Juneau, Alaska 99801-1188
(907) 586-2820

Cass M. Parsons
Executive Director

May 8, 1985

Honorable Peter Goll
House of Representatives
Pouch V
Juneau, AK 99811

Dear Representative Goll:

The United Fishermen of Alaska (UFA) wish to inform you of our position and recommendations regarding the interception of Alaskan salmon on the high seas. The UFA is the largest association of commercial fishermen in the United States, and represents fishermen throughout Alaska. The UFA are strongly opposed to any foreign interception of Alaskan salmon, since interception decreases the ability of our hardworking members to earn a living.

Of course, it is not just the fishermen who are hurt by the loss of Alaska bound salmon. The over 40,000 people employed in the seafood industry, and the many thousands of other people employed in the transportation and service industries which support the commercial fishing harvest, are all negatively impacted. This needless loss of Alaskan salmon also translates into a loss of revenues to the State and local governments.

Just one example of interception is the 106,000 king salmon which have been denied to commercial, recreational, and subsistence users in Southcentral Alaska. The UFA would like to know what, if any, benefit the State of Alaska enjoys in exchange for this subsidization of the foreign fleet?

The UFA supports HJR 43 because the complete elimination of high seas interception is long overdue. For this reason, we recommend that the State of Alaska request the U.S. State Department to immediately begin negotiations which will bring an end to high seas interception.

Sincerely,

Cass M. Parsons
UFA Executive Director

Introduced: 5/2/85
Referred: House Special Committee
on Fisheries and Resources

1 IN THE HOUSE

BY GOLL

2 HOUSE JOINT RESOLUTION NO. 43

3 IN THE LEGISLATURE OF THE STATE OF ALASKA

4 FOURTEENTH LEGISLATURE - FIRST SESSION

5 Relating to the interception of Alaska
6 salmon on the high seas.

7 BE IT RESOLVED BY THE LEGISLATURE OF THE STATE OF ALASKA:

8 WHEREAS Alaska's salmon represents one of the state's most important
9 renewable resources; and

10 WHEREAS more than 40,000 people are employed in commercial fish pro-
11 cessing and harvesting jobs in the state during the salmon season, and
12 thousands of other people in the transportation and service industries in
13 the state benefit from this economic activity; and

14 WHEREAS the Alaska commercial salmon industry contributes millions of
15 dollars annually to state and local government treasuries through taxes,
16 assessments and fees, and salmon fishing and processing represent the
17 economic backbone of many coastal communities in the state; and

18 WHEREAS salmon is a mainstay in the diets of state residents who
19 harvest the great fish by rod and reel, net, and fishwheel for personal and
20 family consumption; and

21 WHEREAS recreational fishing for salmon is an experience enjoyed by
22 most state residents each year; and

23 WHEREAS an estimated 1,099,000 salmon originating in the state were
24 harvested on the high seas by Japanese fishing fleets during 1983; and

25 WHEREAS these high seas interceptions deprived state residents of
26 commercial fishing opportunities valued at \$16,100,000 to fishermen, and
27 \$30,500,000 to seafood processors; and

28 WHEREAS this lost opportunity cost the state treasury between \$482,452
29 and \$804,086 in lost fisheries business tax revenue alone; and

1 WHEREAS the interception figures include 106,000 chinook salmon from
2 South Central Alaska stocks, more than the combined catches of recreation-
3 al, commercial and subsistence fishermen in Cook Inlet in 1983; and

4 WHEREAS Japanese fishermen catch billions of pounds of fish and shell-
5 fish in the state's 200-mile fishery conservation zone each year;

6 BE IT RESOLVED that the Alaska State Legislature respectfully requests
7 the U.S. Department of State to immediately begin negotiations that will
8 lead to complete elimination of high seas interceptions of salmon of Alaska
9 origin; and be it

10 FURTHER RESOLVED that the Alaska State Legislature respectfully
11 requests U.S. Congress to adopt amendments to the Magnuson Fishery Conser-
12 vation and Management Act preventing nations that intercept Alaska-bound
13 salmon on the high seas from receiving allocations to harvest groundfish in
14 the United States' 200-mile fishery conservation zone.

15 COPIES of this resolution shall be sent to the Honorable Ronald
16 Reagan, President of the United States; the Honorable George Schultz,
17 Secretary of State; the Honorable Robert Dole, U.S. Senate Majority Leader;
18 the Honorable Thomas P. O'Neill, Jr., Speaker of the U.S. House of Repre-
19 sentatives; and to the Honorable Ted Stevens and the Honorable Frank
20 Murkowski, U.S. Senators, and the Honorable Don Young, U.S. Representative,
21 members of the Alaska delegation in Congress; to Mr. William Gordon, assis-
22 tant administrator for fisheries, National Marine Fisheries Service; and to
23 Mr. James Campbell, chairman, North Pacific Fishery Management Council.

Offered: 5/9/85
Referred: Rules

Original sponsors: Sackett, Sturgulewski
and Zharoff

*Same as
HJR 43*

*modified
Rules*

1 IN THE SENATE BY THE RESOURCES COMMITTEE
2 CS FOR SENATE JOINT RESOLUTION NO. 27 (Resources)
3 IN THE LEGISLATURE OF THE STATE OF ALASKA
4 FOURTEENTH LEGISLATURE - FIRST SESSION
5 Relating to the interception of Alaska
6 salmon on the high seas.
7 BE IT RESOLVED BY THE LEGISLATURE OF THE STATE OF ALASKA:
8 WHEREAS Alaska's salmon represents one of the state's most important
9 renewable resources; and
10 WHEREAS more than 40,000 people are employed in commercial fish pro-
11 cessing and harvesting jobs in the state during the salmon season, and
12 thousands of other people in the transportation and service industries in
13 the state benefit from this economic activity; and
14 WHEREAS the Alaska commercial salmon industry contributes millions of
15 dollars annually to state and local government treasuries through taxes,
16 assessments and fees, and salmon fishing and processing represent the
17 economic backbone of many coastal communities in the state; and
18 WHEREAS salmon is a mainstay in the diets of state residents who
19 harvest the great fish by rod and reel, net, and fishwheel for personal and
20 family consumption; and
21 WHEREAS recreational fishing for salmon is an experience enjoyed by
22 most state residents each year; and
23 WHEREAS more than 1,000,000 salmon originating in the state are esti-
24 mated to have been harvested on the high seas by Japanese fishing fleets
25 during 1983; and
26 WHEREAS these high seas interceptions deprived Alaska of commercial
27 fishing opportunities valued at more than \$19,000,000 to fishermen, and
28 more than \$36,000,000 to seafood processors; and
29 WHEREAS this lost opportunity cost the state treasury roughly \$500,000

1 to \$800,000 in lost fisheries business tax revenue alone; and

2 WHEREAS the interception figures include 106,000 chinook salmon from
3 South Central Alaska stocks, more than the combined catches of recreation-
4 al, commercial and subsistence fishermen in Cook Inlet in 1983; and

5 WHEREAS Japanese fishermen catch billions of pounds of fish and shell-
6 fish in the state's 200-mile fishery conservation zone each year;

7 BE IT RESOLVED that the Alaska State Legislature respectfully requests
8 the U.S. Department of State to vigorously pursue negotiations that will
9 lead to complete elimination of high seas interceptions of salmon of Alaska
10 origin; and be it

11 FURTHER RESOLVED that the Alaska State Legislature respectfully
12 requests U.S. Congress to adopt amendments to the Magnuson Fishery Conser-
13 vation and Management Act preventing nations that intercept Alaska-bound
14 salmon on the high seas from receiving allocations to harvest groundfish in
15 the United States' 200-mile fishery conservation zone.

16 COPIES of this resolution shall be sent to the Honorable Ronald
17 Reagan, President of the United States; the Honorable George Schultz,
18 Secretary of State; the Honorable Robert Dole, U.S. Senate Majority Leader;
19 the Honorable Thomas P. O'Neill, Jr., Speaker of the U.S. House of Repre-
20 sentatives; and to the Honorable Ted Stevens and the Honorable Frank
21 Murkowski, U.S. Senators, and the Honorable Don Young, U.S. Representative,
22 members of the Alaska delegation in Congress; to Mr. William Gordon, assis-
23 tant administrator for fisheries, National Marine Fisheries Service; and to
24 Mr. James Campbell, chairman, North Pacific Fishery Management Council.

Original sponsors: Sackett, Sturgulawski
and Zharoff

1 IN THE SENATE

BY THE RESOURCES COMMITTEE

2 CS FOR SENATE JOINT RESOLUTION NO. 27 (Resources)

3 IN THE LEGISLATURE OF THE STATE OF ALASKA

4 FOURTEENTH LEGISLATURE - FIRST SESSION

5 Relating to the interception of Alaska
6 salmon on the high seas.

7 BE IT RESOLVED BY THE LEGISLATURE OF THE STATE OF ALASKA:

8 WHEREAS Alaska's salmon represents one of the state's most important
9 renewable resources; and

10 WHEREAS more than 40,000 people are employed in commercial fish pro-
11 cessing and harvesting jobs in the state during the salmon season, and
12 thousands of other people in the transportation and service industries in
13 the state benefit from this economic activity; and

14 WHEREAS the Alaska commercial salmon industry contributes millions of
15 dollars annually to state and local government treasuries through taxes,
16 assessments and fees, and salmon fishing and processing represent the
17 economic backbone of many coastal communities in the state; and

18 WHEREAS salmon is a mainstay in the diets of state residents who
19 harvest the great fish by rod and reel, net, and fishwheel for personal and
20 family consumption; and

21 WHEREAS recreational fishing for salmon is an experience enjoyed by
22 most state residents each year; and

23 WHEREAS more than 1,000,000 salmon originating in the state are esti-
24 mated to have been harvested on the high seas by Japanese fishing fleets
25 during 1983; and

26 WHEREAS these high seas interceptions deprived Alaska of commercial
27 fishing opportunities valued at more than \$19,000,000 to fishermen, and
28 more than \$36,000,000 to seafood processors; and

29 WHEREAS this lost opportunity cost the state treasury roughly \$500,000

1 to \$800,000 in lost fisheries business tax revenue alone; and

2 WHEREAS the interception figures include 106,000 chinook salmon from
3 South Central Alaska stocks, more than the combined catches of recreation-
4 al, commercial and subsistence fishermen in Cook Inlet in 1983; and

5 WHEREAS Japanese fishermen catch billions of pounds of fish and shell-
6 fish in the state's 200-mile fishery conservation zone each year;

7 BE IT RESOLVED that the Alaska State Legislature respectfully requests
8 the U.S. Department of State to vigorously pursue negotiations that will
9 lead to complete elimination of high seas interceptions of salmon of Alaska
10 origin; and be it

11 FURTHER RESOLVED that the Alaska State Legislature respectfully
12 requests U.S. Congress to adopt amendments to the Magnuson Fishery Conser-
13 vation and Management Act preventing nations that intercept Alaska-bound
14 salmon on the high seas from receiving allocations to harvest groundfish in
15 the United States' 200-mile fishery conservation zone.

16 COPIES of this resolution shall be sent to the Honorable Ronald
17 Reagan, President of the United States; the Honorable George Schultz,
18 Secretary of State; the Honorable Robert Dole, U.S. Senate Majority Leader;
19 the Honorable Thomas P. O'Neill, Jr., Speaker of the U.S. House of Repre-
20 sentatives; and to the Honorable Ted Stevens and the Honorable Frank
21 Murkowski, U.S. Senators, and the Honorable Don Young, U.S. Representative,
22 members of the Alaska delegation in Congress; to Mr. William Gordon, assis-
23 tant administrator for fisheries, National Marine Fisheries Service; and to
24 Mr. James Campbell, chairman, North Pacific Fishery Management Council.
25
26
27
28
29

SJR 27

SENATE JOURNAL - PAGE 1037- 2 5/ 3/85

- SENATE JOINT RESOLUTION NO. 27 by Senator Sackett,

Relating to the interception of Alaska salmon
on the high seas,

was read the first time and referred to the Resources Committee.

SJR 27

SENATE JOURNAL - PAGE 1078- 1 5/ 6/85

Senator Sturgulewski moved and asked unanimous consent that she be added as a co-sponsor on SENATE JOINT RESOLUTION NO. 27 (interception of Alaska Salmon on the high seas). Without objection, it was so ordered.

SJR 27

SENATE JOURNAL - PAGE 1121- 2 5/ 7/85

Senator Zharoff moved and asked unanimous consent that he be added as a co-sponsor on SENATE JOINT RESOLUTION NO. 27 (interception of Alaska salmon on the high seas). Without objection, it was so ordered.

SJR 27

SENATE JOURNAL - PAGE 1187- 3 5/ 9/85

The Resources Committee considered SENATE JOINT RESOLUTION NO. 27 (interception of Alaska salmon on the high seas) and recommended it be replaced with

CS FOR SENATE JOINT RESOLUTION NO. 27 (RES)

with a majority do pass. The report was signed by Senator Sturgulewski, Chairman and concurred in by Senators Fahrenkamp, Zharoff, Vic Fischer and Eliason.

SENATE JOINT RESOLUTION NO. 27 was referred to the Rules Committee.

Introduced: 5/3/85
Referred: Resources

1 IN THE SENATE

BY SACKETT

2

SENATE JOINT RESOLUTION NO. 27

3

IN THE LEGISLATURE OF THE STATE OF ALASKA

4

FOURTEENTH LEGISLATURE - FIRST SESSION

5

Relating to the interception of Alaska

6

salmon on the high seas.

7

BE IT RESOLVED BY THE LEGISLATURE OF THE STATE OF ALASKA:

8

WHEREAS Alaska's salmon represents one of the state's most important

9

renewable resources; and

10

WHEREAS more than 40,000 people are employed in commercial fish pro-

11

cessing and harvesting jobs in the state during the salmon season, and

12

thousands of other people in the transportation and service industries in

13

the state benefit from this economic activity; and

14

WHEREAS the Alaska commercial salmon industry contributes millions of

15

dollars annually to state and local government treasuries through taxes,

16

assessments and fees, and salmon fishing and processing represent the

17

economic backbone of many coastal communities in the state; and

18

WHEREAS salmon is a mainstay in the diets of state residents who

19

harvest the great fish by rod and reel, net, and fishwheel for personal and

20

family consumption; and

21

WHEREAS recreational fishing for salmon is an experience enjoyed by

22

most state residents each year; and

23

WHEREAS an estimated 1,099,000 salmon originating in the state were

24

harvested on the high seas by Japanese fishing fleets during 1983; and

25

WHEREAS these high seas interceptions deprived state residents of

26

commercial fishing opportunities valued at \$16,100,000 to fishermen, and

27

\$30,500,000 to seafood processors; and

28

WHEREAS this lost opportunity cost the state treasury between \$482,452

29

and \$804,086 in lost fisheries business tax revenue alone; and

1 WHEREAS the interception figures include 106,000 chinook salmon from
2 South Central Alaska stocks, more than the combined catches of recreation-
3 al, commercial and subsistence fishermen in Cook Inlet in 1983; and

4 WHEREAS Japanese fishermen catch billions of pounds of fish and shell-
5 fish in the state's 200-mile fishery conservation zone each year;

6 BE IT RESOLVED that the Alaska State Legislature respectfully requests
7 the U.S. Department of State to immediately begin negotiations that will
8 lead to complete elimination of high seas interceptions of salmon of Alaska
9 origin; and be it

10 FURTHER RESOLVED that the Alaska State Legislature respectfully
11 requests U.S. Congress to adopt amendments to the Magnuson Fishery Conser-
12 vation and Management Act preventing nations that intercept Alaska-bound
13 salmon on the high seas from receiving allocations to harvest groundfish in
14 the United States' 200-mile fishery conservation zone.

15 COPIES of this resolution shall be sent to the Honorable Ronald
16 Reagan, President of the United States; the Honorable George Schultz,
17 Secretary of State; the Honorable Robert Dole, U.S. Senate Majority Leader;
18 the Honorable Thomas P. O'Neill, Jr., Speaker of the U.S. House of Repre-
19 sentatives; and to the Honorable Ted Stevens and the Honorable Frank
20 Murkowski, U.S. Senators, and the Honorable Don Young, U.S. Representative,
21 members of the Alaska delegation in Congress; to Mr. William Gordon, assis-
22 tant administrator for fisheries, National Marine Fisheries Service; and to
23 Mr. James Campbell, chairman, North Pacific Fishery Management Council.

Alaska State Legislature

ARLISS STURGULEWSKI, Chairman
BETTYE FAHRENKAMP, Vice Chairman
JACK COGHILL
DICK ELIASON
VIC FISCHER
RICK HALFORD
FRED ZHAROFF



POUCH V
JUNEAU, ALASKA 99811
(907) 465-4907

Senate Committee on Resources

MEMORANDUM

May 9, 1985

TO: All Members
Senate Resources Committee

FROM: Staff *7H*
Senate Resources Committee

RE: SJR 27 Relating to the interception of Alaska salmon on the high seas.

SJR 27 requests the U.S. Department of State to immediately begin negotiations that will lead to the elimination of high seas interceptions of salmon of Alaska origin.

The Department of Fish and Game estimated that the total salmon loss to Alaska by high seas interception is nearly 22 million pounds with an ex-vessel value of \$19 million and a wholesale value of more than \$36 million. Lost revenue to the Alaska Fisheries Business Tax has been estimated between \$500,000 and \$800,000 annually.

A similar resolution, HJR 43, has been introduced in the House.

This packet includes:

1. Research request 85-321, Salmon Interception by Foreign Fleets
2. Memo from Rep. Goll with letters of support
3. Statistics on foreign salmon catches



ALASKA STATE LEGISLATURE
HOUSE OF REPRESENTATIVES
RESEARCH AGENCY

Pouch Y, State Capitol
Juneau, Alaska 99811
(907) 465-3991

April 25, 1985

MEMORANDUM

TO: Representative Peter Goll

FROM: Katherine Hazard *KH*
Legislative Analyst

RE: Salmon Interception by Foreign Fleets
Research Request 85-321

You requested information about the economic value of Alaska-bound salmon intercepted by the foreign fishing fleets. You asked specifically for: 1) the estimated ex-vessel value of the intercepted fish based upon the average weight and price per pound of commercially caught salmon; 2) the estimated wholesale value of the intercepted fish; 3) the estimated revenue which would accrue to the State of Alaska through the Fisheries Business Tax if these fish were processed in Alaska; and 4) the area of origin and number, by species, of salmon intercepted by the foreign fishing fleets.

Steve Pennoyer and Charles Meacham Jr., of the Department of Fish and Game, provided information for these estimates. They are preparing a table of their calculations which will be forthcoming.

SUMMARY

Estimates of the economic loss to Alaska from interception of Alaska-bound salmon by Japanese mothership and landbased driftnet fisheries are:

Ex-vessel value	\$ 16.1 million
First wholesale value	\$ 30.5 million
Fisheries Business Tax Loss	\$643,000

The ex-vessel values for all salmon sold to processors in 1983 was \$320.6 million. The first wholesale value for salmon in the state in 1983 was \$726.4 million. Thus the estimated loss from interception of salmon is approximately 5 percent of the ex-vessel value, and approximately 4 percent of the first wholesale value.

INTRODUCTION

The calculations of estimated losses are based solely on Japanese mothership and landbased driftnet fisheries interceptions. Estimates of the number of Alaska-originating salmon intercepted by the foreign fishing fleets are incomplete because much of the information is still unknown. The greatest number of salmon are caught by the Japanese mothership (MS) and Japanese landbased driftnet (LB) fisheries. It is for these two fisheries that the most data are available. There are two other fisheries of relevance; the Taiwanese fishery and the foreign and joint-venture trawlers.

Very little is known about the number of salmon caught by the Taiwanese fishery. There is no information on the species composition or origin of these fish. Foreign and joint-venture trawlers caught an estimated 19,700 chinook, 36,400 chum and 400 other salmon during 1983. Mr. Meacham said that although there are no data on the origin of these fish, probably all of them are Alaska-bound.¹ Nothing is known of the size or age composition of these fish, so for several reasons, there is not currently a reliable means of calculating how many of these fish could, if not intercepted, be caught by Alaska fisheries.

According to Mr. Meacham,² estimates of salmon catches in 1983 for the North Pacific foreign fleets were:

Japanese mothership	9.4 million	> 25.2 million
Japanese landbased	15.8 million	
Taiwan	3.5 to 4 million	
Foreign and Joint- Venture Trawlers	56,500	

¹An outline entitled "High Seas Salmon Interception Fisheries", included in the packet of information submitted to us with your research request, had incorrect figures listed for intercepted salmon. The outline had no source listed. Steve Pennoyer, of the Department of Fish and Game, said that 16,000,000 is the number of salmon caught by the Japanese landbased fisheries, and 8-9,000,000 is the number of salmon caught by the Japanese mothership fisheries. These are not the number of intercepted fish. He did not know the origin of the data for the Taiwanese and Other fisheries.

²Charles Meacham, Alaska Department of Fish and Game in Anchorage: Telephone number, (907) 267-2112.

JAPANESE MOTHERSHIP AND LANDBASED DRIFTNET FISHERIES

Number Caught

Estimates of the number of salmon caught by Japanese mothership and landbased driftnet fisheries fleets are listed in Table 1. These catch data are reported in the International North Pacific Fisheries Commission documents.

Number Intercepted

Estimates of the number of salmon intercepted are also shown in Table 1. The interception figures for sockeye are based on the mean percentage intercepted of the total catches for the years from 1978 to 1981, in which studies were done. These percentages were applied to the 1983 sockeye catch to derive an interception estimate. Estimates for chinook are based on studies done from 1982-84 by the Fisheries Research Institute on contract to Fish and Game.³

Mr. Meacham provided estimates of the number of chums intercepted by the MS fisheries, but there are no estimates of chum intercepted by the LB fisheries. However, Dr. Harris said that essentially none of the chum caught by the LB fisheries are of North American origin.

Although total catch figures are available from the International North Pacific Fisheries Commission documents, there are no estimates of the number of pinks intercepted. Mr. Meacham and Dr. Harris both said that an insignificant amount of the pink salmon caught by the Japanese fleets are of North American origin.

Dr. Colin Harris of the Fisheries Research Institute at the University of Washington, would not make estimates of the number of cohos intercepted.⁴ He said that significant numbers are taken by the mothership fishery, but he did not know of a reliable way to estimate the numbers. Mr. Meacham provided rough estimates of cohos intercepted.

³Rogers, Donald E. et al. 1984, "Origins of Chinook Salmon in the Area of the Japanese Mothership Salmon Fishery", FRI-UW-8408, Final Report to the Alaska Department of Fish and Game, Contract No. 84-0152, Fisheries Research Institute School of Fisheries, University of Washington, Seattle, Washington.

⁴Dr. Colin Harris, Fisheries Research Institute, University of Washington, (206) 543-7281.

Dr. Harris also stated that most of the cohos intercepted by the LB fleet are of western origin. He said, however, that many of the Bristol Bay cohos are unexploited anyway, so that it would be hard to say that cohos intercepted by the Japanese fleet yield an economic loss to Alaska. For this reason cohos are excluded from the values reported in the summary on page one of this memorandum.

Area of Origin

Studies by the Fisheries Research Institute provide estimates of the area of origin for chinook salmon caught by mothership and landbased driftnet fisheries. In 1983, an estimated 200,000 Alaska-bound chinook salmon were intercepted by the Japanese MS and LB fisheries. Of these an estimated 75,000 (37%) were from western Alaska stocks, 106,000 (53%) from central Alaska and 19,000 (9.5%) were of Southeast Alaska or British Columbian stocks.⁵

According to Dr. Harris, the great majority of the 427,000 sockeye, 44,000 chum and the cohos intercepted by the Japanese fleets are of western or central Alaska origin.

Estimated Loss of Salmon to Alaska Due to Interception

An estimated 1,099,000 salmon of Alaska origin are intercepted by Japanese mothership and landbased fisheries. To calculate the pounds of salmon available inshore if these salmon had not been intercepted, the natural mortality, drop-out rate and growth rate must be applied to the numbers intercepted. Together these factors comprise the yield loss multiplier.⁶

Natural Mortality: Not all of the fish caught on the high seas would have survived to return to Alaska waters, particularly since many of the fish intercepted are immature and would have several years on the high seas before returning to their origin.

⁵The Bristol Bay area is in the Central Region, as classified in the Alaska 1983 Catch and Production Commercial Fisheries Statistics, Statistical Leaflet No. 36.

⁶These factors and the formula are described by Richard J. Major in greater detail in the International North Pacific Fisheries Commission Document 2558.

Drop-out Rate: The drop-out rate accounts for fish which are caught in the Japanese fisheries nets, but drop-out as the nets are hauled in. These salmon die as part of the fishery, but are not included in the catch figures. For the drop-out rate, a multiplier of between 1.33 and 2.00 is used by Fish and Game.

Growth Rate: Many salmon caught on the high seas are immature. The growth rate accounts for the estimated increase in size between the time the salmon are caught on the high seas and the time they would have been caught if allowed to progress to inshore waters.

The formula used by Fish and Game is:

interception number x mean wt. on high seas for each species x yield loss multiplier = total lbs. available inshore.

This formula yields the estimated total pounds of salmon that would be available inshore. These figures are presented in Table 2. Because, as indicated by Dr. Harris, interception of cohos may have no economic effect on the Alaskan fishery, two sets of calculations were made: one without intercepted cohos and one including intercepted cohos.

There is an estimated loss of 10.14 million lbs. of chinook salmon. Assuming that 90 percent of these are of western or central origin, 9.12 million lbs. of the intercepted chinook were from this region. In 1983 the commercial catch of chinook in central and western Alaska was 11.06 million lbs.

There is an estimated loss of 5.85 million lbs. of sockeye; 296.11 million lbs. were landed by the commercial fleet in central and western Alaska in 1983. For chum, an estimated .72 million lbs. were intercepted by the Japanese fleet; 68.49 million lbs. were landed by the commercial fishery in western and central Alaska.

Ex-vessel Value

The ex-vessel value was calculated by multiplying the estimated number of pounds of each species by the statewide average price in 1983.⁷

⁷Alaska 1983 Catch and Production Commercial Fisheries Statistics, Statistical Leaflet No. 36, December 1984, Alaska Department of Fish and Game.

Representative Goll
April 25, 1985
Page 6

Wholesale Value

The wholesale value was calculated by multiplying the ex-vessel value by 1.9. The prices to fishermen and the wholesale values vary from year to year. In 1983, the wholesale value for all salmon was 2.26 times greater than the ex-vessel value. Prices to fishermen were low in 1983, and the ratio was higher than usual. Between 1978 and 1983 the ratio has varied from 1.88 to 2.26.

Fisheries Business Tax

The Fisheries Business Tax on salmon ranges from 3 percent to 5 percent of the ex-vessel value, depending upon how the fish are processed. It is not possible to estimate how fish currently intercepted by foreign fleets would be processed if allowed to progress to Alaska waters. Based on the estimates of ex-vessel values, revenue from the Fisheries Business Tax would range from \$482,452 to \$804,086.

In 1983, revenue from the Fisheries Business Tax was \$20,516,686. In 1984 revenue from the Fisheries Business Tax was \$18,979,226. The mean estimated value of lost revenue is 3.3 percent of the mean revenue from 1983 and 1984.

* * * * *

Time constraints for completion of this memorandum precluded more detailed analysis and literature review. Statistics for 1984 are not currently compiled, but could be obtained through further research effort. Please let us know if you have further questions or would like a more detailed analysis.

KH

Attachments

Table 1. Total Catches and Interception of Salmon by Japanese Fleets in Thousands of Fish -- 1983

Species	Japanese Mothership Only		Japanese Landbased Only		Japanese MS and LB		% of Total Catch Intercepted
	Intercepted	Total	Intercepted	Total	Intercepted	Total	
sockeye	336	1,655	91	828	427	2,483	17.2
chinook	67	87	133	178	200	265	75.5
chum	44	3,081	0	2,395	44	5,476	0.8
pink	0	4,324	0	11,308	0	15,632	0.0
coho	74	297	354	1,122	428	1,419	30.2
total	521	9,444	578	15,831	1,099	25,275	4.3

Source: Department of Fish and Game.

Prepared by the House Research Agency, April 1985

Table 2

Estimated Value of Salmon Intercepted by Japanese Mothership and Landbased Driftnet Fisheries

	Salmon Loss in Pounds			Mean Price Per Pound	Ex-vessel Value	Wholesale Value
	MS	LB	Total			
Sockeye	4,680,000	1,172,000	5,852,000	.70	\$ 4,096,000	\$ 7,782,400
Chinook	3,001,000	7,134,000	10,135,000	1.16	11,756,600	22,337,540
Chum	716,000	NA	716,000	.60	229,120	435,328
Coho	1,162,000	3,907,000	5,069,000	.60	3,041,000	5,777,900
Subtotal (w/out cohos)	8,397,000	8,306,000	16,703,000		\$16,081,720	\$30,555,268
Total (w/ cohos)	<u>9,559,000</u>	<u>12,213,000</u>	<u>21,772,000</u>		<u>\$19,122,720</u>	<u>\$36,333,168</u>

Source: Department of Fish and Game.

Prepared by the House Research Agency, April 1985

REPRESENTATIVE
PETER GOLL



POUCH V
JUNEAU, ALASKA 99811
(907) 485-4925

STATE OF ALASKA
HOUSE OF REPRESENTATIVES

M E M O R A N D U M

May 8, 1985

TO: All Legislators
FROM: Representative Peter Goll *P. Goll*
SUBJECT: High Seas Interceptions of Alaska Salmon

Attached are three letters of support for House Joint Resolution 43, which requests the federal government to take quick action to halt the interception of Alaska salmon on the high seas by Japanese gillnet fleets. The widespread support for this effort is reflected in the letters from the state's two largest sportfishing associations and Alaska's largest group representing commercial fishermen.

Renegotiation of the treaty with Japan affecting the high seas fisheries is currently under consideration in Washington, D.C. Quick passage of this resolution will help trigger a decision.

I respectfully request your support of this resolution in the waning days of the session.



Alaska Sportfishing Association

3605 Arctic Blvd., Suite 800 • Anchorage, Alaska 99503

TO: All Alaska Legislators DATE: May 7, 1985

SUBJECT: HJR 43

The Kenai River Sportfishing Association urges your support of HJR 43 which calls for a halt to the High Seas interception of Alaska Salmon by Japanese fishing fleets.

The most recent figures estimate that the Japanese mothership and the landbased salmon gill net fleets intercepted one million, ninety-nine thousand Alaska bound salmon in 1983. These interceptions include 106,000 King Salmon from South Central Alaska spots; more than the combined sport, commercial, and subsistence catches in Cook Inlet that year. An end to these destructive fisheries would greatly enhance recreational sportfishing opportunities in Cook Inlet.


We urge immediate passage of this important resolution.

Hunter Fisher



KENAI RIVER SPORTFISHING ASSOCIATION

3301 "C" Street Suite 202
Anchorage, Alaska 99503
Phone (907) 276-1451



May 7, 1985

Kenai River Sportfishing Association urges your support of HJR #43 which calls for a halt to the high seas interception of Alaska salmon by Japanese fishing fleet. The most recent figures estimate that the Japanese mother ship and the land based salmon gill net fleet intercepted 1,990,000 Alaska bound salmon in 1983. These interceptions include 106,000 King Salmon from southcentral Alaska spots more than the combined Sport, Commercial and Subsistence catches in Cook Inlet that year.

An end to these destructive fisheries would greatly enhance recreational sportfishing opportunities in Cook Inlet. We urge immediate passage of this important resolution.

by Bob Gerdon, Jr.
acting President of Kenai River Sportfishing Association



UNITED FISHERMEN OF ALASKA

319 Seward Street, Suite #10
Juneau, Alaska 99801-1188
(907) 586-2820

Cass M. Parsons
Executive Director

May 8, 1985

Honorable Peter Goll
House of Representatives
Pouch V
Juneau, AK 99811

Dear Representative Goll:

The United Fishermen of Alaska (UFA) wish to inform you of our position and recommendations regarding the interception of Alaskan salmon on the high seas. The UFA is the largest association of commercial fishermen in the United States, and represents fishermen throughout Alaska. The UFA are strongly opposed to any foreign interception of Alaskan salmon, since interception decreases the ability of our hardworking members to earn a living.

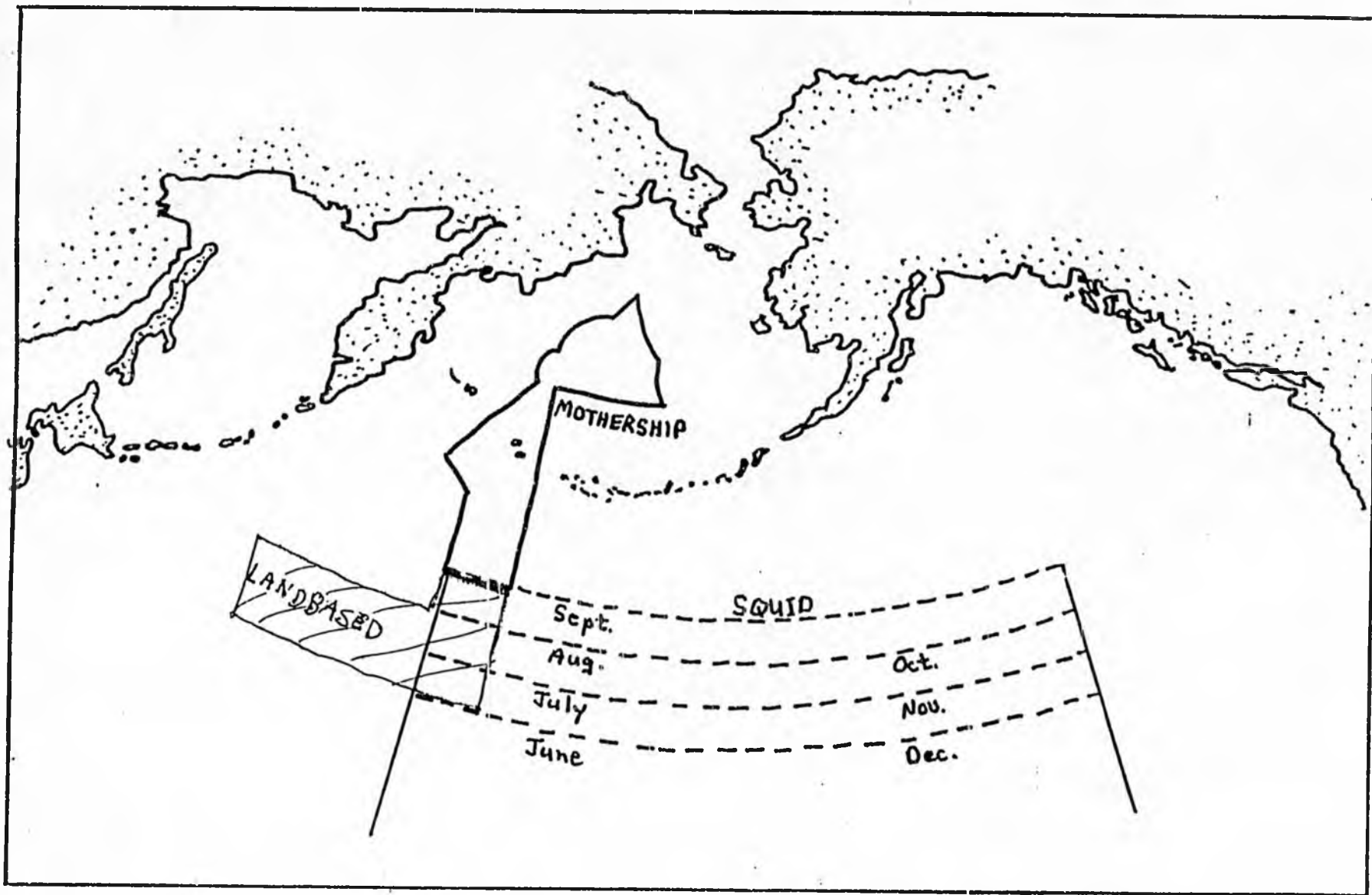
Of course, it is not just the fishermen who are hurt by the loss of Alaska bound salmon. The over 40,000 people employed in the seafood industry, and the many thousands of other people employed in the transportation and service industries which support the commercial fishing harvest, are all negatively impacted. This needless loss of Alaskan salmon also translates into a loss of revenues to the State and local governments.

Just one example of interception is the 106,000 king salmon which have been denied to commercial, recreational, and subsistence users in Southcentral Alaska. The UFA would like to know what, if any, benefit the State of Alaska enjoys in exchange for this subsidization of the foreign fleet?

The UFA supports HJR 43 because the complete elimination of high seas interception is long overdue. For this reason, we recommend that the State of Alaska request the U.S. State Department to immediately begin negotiations which will bring an end to high seas interception.

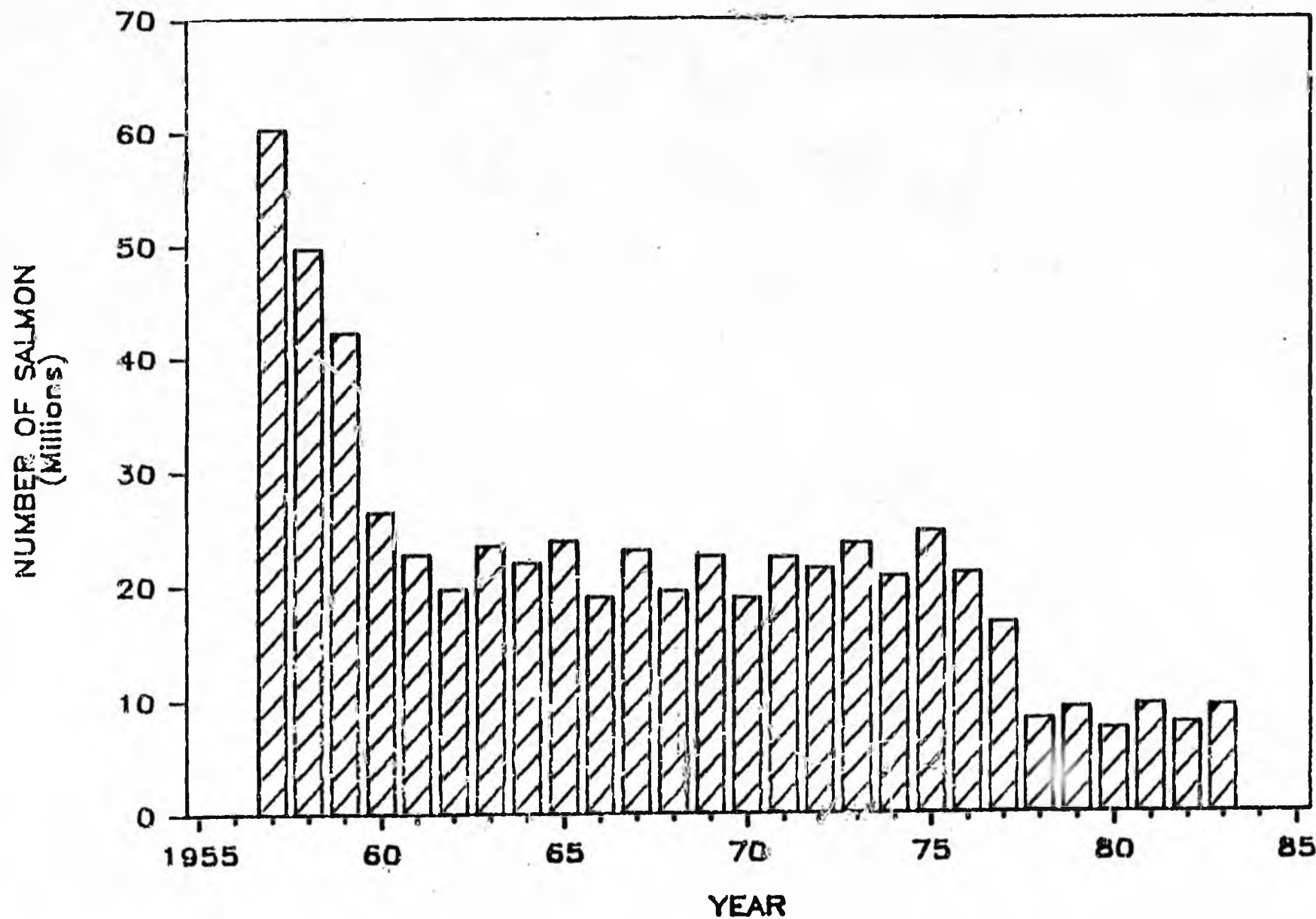
Sincerely,

Cass M. Parsons
UFA Executive Director

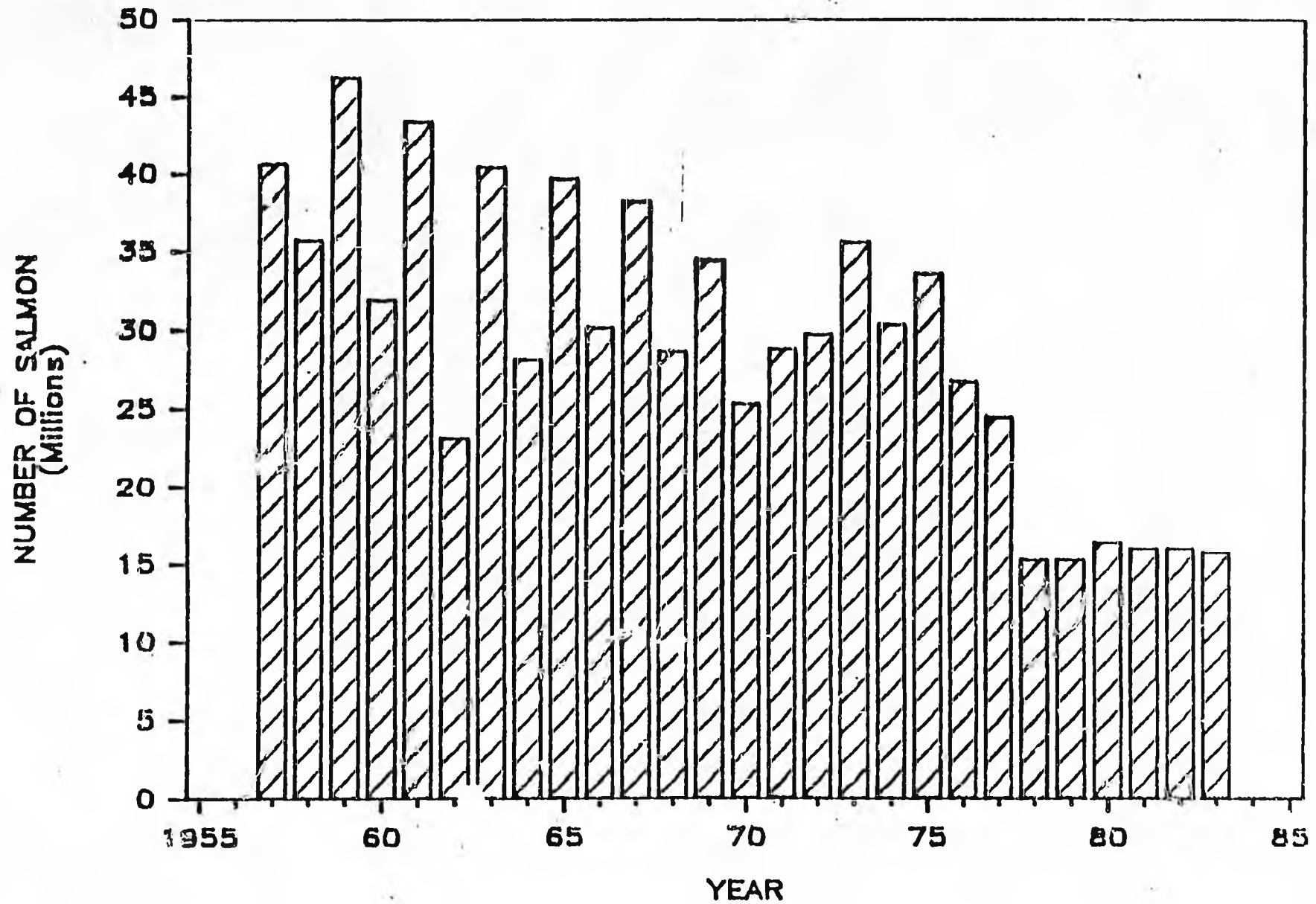


	SQUID GILLNET	SALMON LANDBASED GILLNET	SALMON MOTHERSHIP GILLNET
VESSELS	534	209	172
MESH SIZE	4 1/2 INCH	4 1/2 INCH	4 1/2 INCH
MILES NET (APPROX.)	10,000	3,000	1,500
SEASON	JUNE-DEC.	MAY-JULY	JUNE-JULY
CATCH (1981)	82,000 TONS SQUID	16 MILLION SALMON	10 MILLION SALMON

HIGHSEAS MOTHERSHIP SALMON CATCH

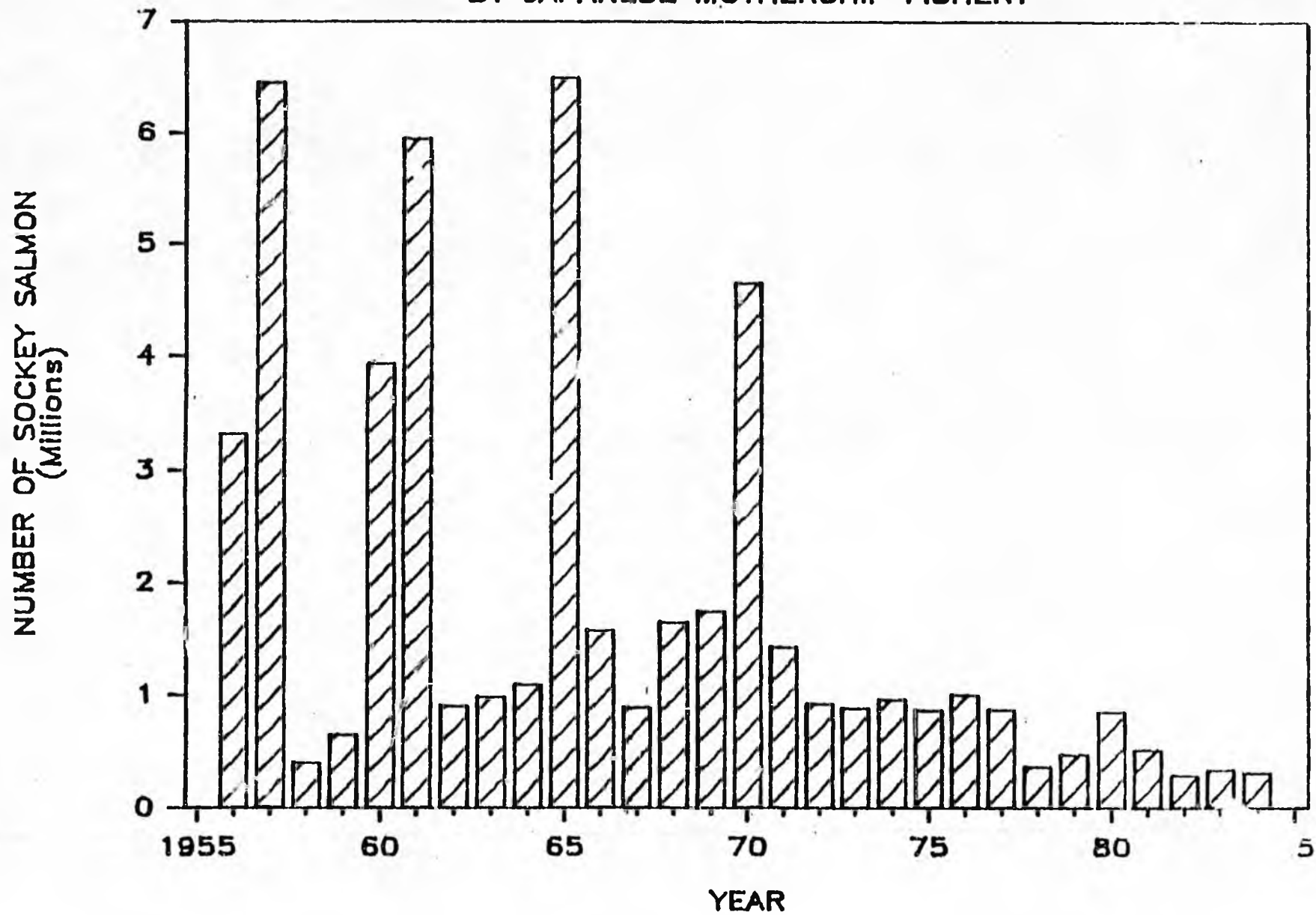


HIGHSEAS "LANDBASED" SALMON CATCH

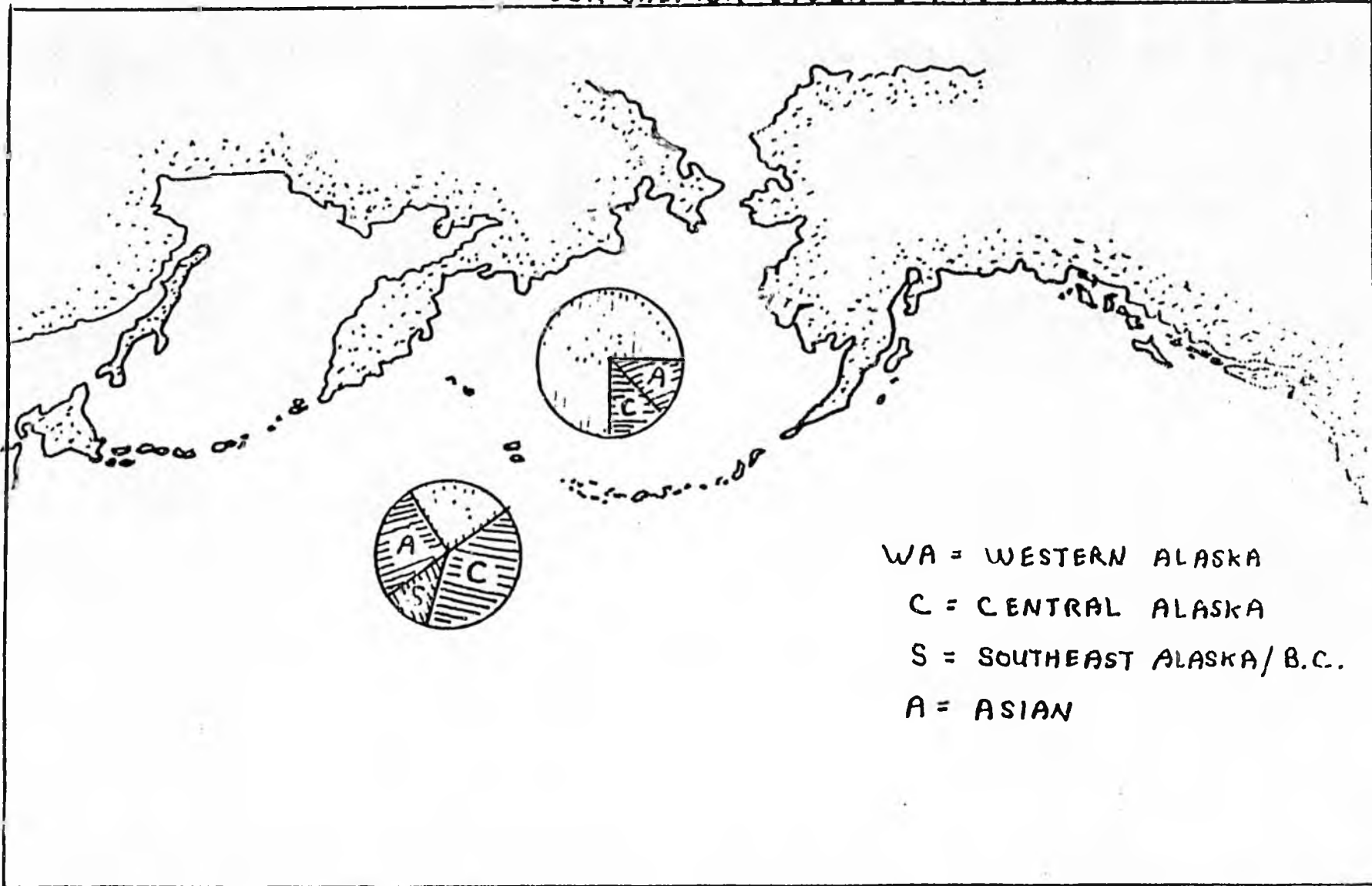


SOCKEYE SALMON INTERCEPTIONS

BY JAPANESE MOTHERSHIP FISHERY



CHINOOK SALMON STOCK COMPOSITION



CENTRAL ALASKA CHINOOK INTERCEPTIONS

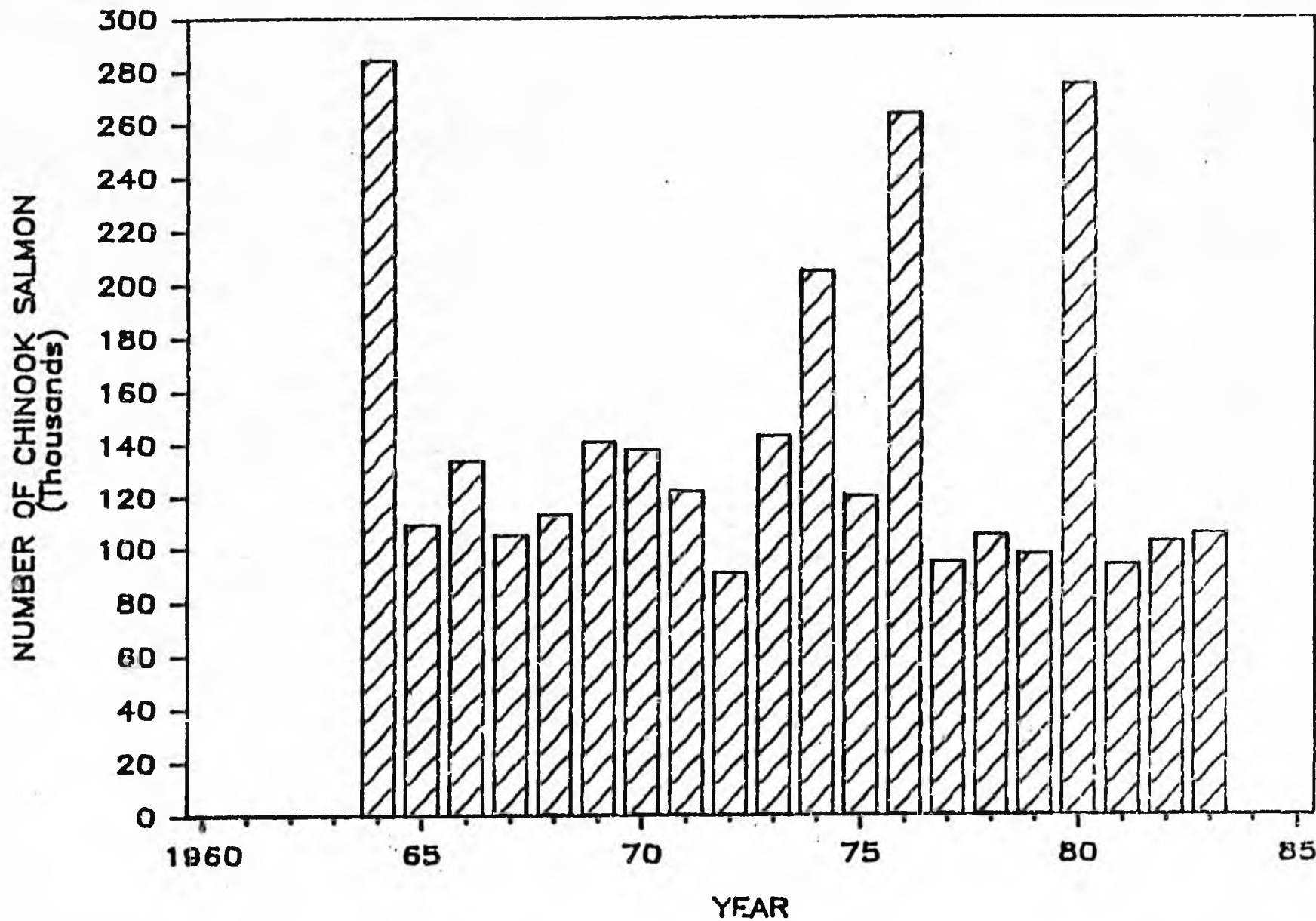


Table . Salmon catch (in thousands) by the Japanese mothership (MS and land-based driftnet (LB) fisheries, 1957-1983.

Year	Sockeye		Chinook		Chum		Pink		Coho		Total	
	MS	LB	MS	LB	MS	LB	MS	LB	MS	LB	MS	LB
1957	20,000	494	31	33	11,908	4,081	27,881	35,551	442	526	60,358	40,685
1958	12,026	888	46	45	18,787	9,155	15,546	24,833	3,393	785	49,798	35,706
1959	9,125	832	68	42	12,859	9,045	18,856	35,129	1,423	1,178	42,331	46,226
1960	12,879	1,601	180	113	10,517	8,684	1,885	20,129	962	1,346	26,423	31,873
1961	12,998	1,173	31	79	6,128	6,104	3,263	34,559	284	1,454	22,704	43,369
1962	10,590	154	122	124	6,372	7,577	1,139	14,021	1,532	1,289	19,755	23,165
1963	8,903	18	87	102	5,858	7,538	6,732	31,255	1,895	1,492	23,475	40,405
1964	7,097	108	410	195	8,641	8,956	2,281	17,247	3,535	1,624	21,964	28,130
1965	12,038	159	185	93	6,036	8,330	4,429	29,142	1,177	1,913	23,865	39,637
1966	7,254	703	208	112	8,562	11,848	2,553	16,032	469	1,458	19,046	30,153
1967	8,087	2,566	128	110	6,837	11,078	7,781	23,051	226	1,329	23,059	38,134
1968	6,373	2,769	362	88	8,107	8,457	3,823	15,899	898	1,421	19,563	28,634
1969	5,935	2,495	554	83	7,721	4,908	6,972	23,610	1,306	3,328	22,488	34,424
1970	6,944	2,966	437	101	9,638	6,585	1,726	13,403	180	2,259	18,925	25,314
1971	3,554	3,026	206	134	9,968	6,250	8,202	16,977	454	2,373	22,384	28,760
1972	3,184	3,711	261	103	13,373	3,598	3,795	14,839	614	2,421	21,421	29,672
1973	2,613	3,308	119	162	7,857	7,614	12,018	20,650	989	3,794	23,596	35,528
1974	2,282	3,155	351	186	9,283	12,179	7,756	11,242	1,085	3,559	20,767	30,321
1975	2,171	2,969	162	135	7,367	11,480	14,654	15,347	356	3,550	24,710	33,481
1976	2,266	3,291	283	201	10,436	10,646	7,207	10,879	828	2,751	21,020	26,690
1977	1,508	1,289	93	146	5,996	6,230	9,100	15,041	79	1,722	16,778	24,428
1978	1,882	1,292	105	210	3,802	3,488	1,853	7,846	609	2,512	8,251	15,349
1979	2,186	756	126	161	3,277	2,661	3,405	11,190	281	1,199	9,275	15,349
1980	2,412	787	704	160	3,098	2,697	561	11,612	656	1,205	7,431	16,461
1981	2,224	859	88	190	2,539	2,509	4,094	11,292	615	1,209	9,560	16,059
1982	1,738	723	107	165	3,217	2,930	1,654	11,035	1,183	1,201	7,899	16,054
1983 1/	1,655	828	87	178	3,081	2,395	4,324	11,308	297	1,122	9,445	15,831

Table 21. Coastal catches and estimated high seas (MS + LBDN = mothership + landbased driftnet) catches of chinook salmon, 1964-83 (in thousands of fish).

Year	Coastal (commercial)				High seas (MS + LBDN)			
	Asia	Alaska			Asia	West	Cent	SEBC
		West	Cent	SE				
1964	160	260	22	357	101	219	285	13
65	107	263	31	287	47	126	109	5
66	93	208	24	308	54	130	134	8
67	91	284	26	301	39	93	105	6
68	83	259	20	332	77	262	113	7
69	122	288	38	314	108	384	141	9
70	141	291	33	322	98	340	138	9
71	183	283	45	334	57	159	122	7
72	197	224	42	287	61	209	91	7
73	210	177	30	344	45	87	143	8
74	172	180	29	347	90	244	205	10
75	223	126	28	301	40	128	120	11
76	196	242	49	242	58	159	264	5
77	310	296	40	310	55	86	95	1
Means	163	242	33	313	66	188	148	8
78	314	350	55	389	69	99	105	42
79	279	410	41	374	74	114	98	0
80	126	320	29	320	96	438	275	55
81	157	503	47	267	86	85	94	13
82	178	503	83	286	65	86	103	18
83	219	481	101	288	65	75	106	19
Means	212	428	59	321	76	149	130	24