

H B

2 3 0

STATE OF ALASKA
THE LEGISLATURE

LEGISLATIVE AFFAIRS AGENCY
LEGISLATIVE REFERENCE LIBRARY

POUCH Y - STATE CAPITOL
JUNEAU, ALASKA 99811
907-465-3800

May, 1988

Copies of minutes listed below were originally included in this file. The minutes are available on the STAIRS database CMPR. In order to save space copies of minutes have not been left in the files.

Mary Van Nimwegen

*House Community & Regional Affairs Committee
3/8/85*

Introduced: 2/25/85
Referred: Community & Regional
Affairs and Finance

Funding Information
General Fund \$200,000
Other Funds -0-
 \$200,000

BY GRUENBERG, GOLL, KOPONEN,
CLOCK SIN, BOUCHER AND SUND

1 IN THE HOUSE

2 HOUSE BILL NO. 230

3 IN THE LEGISLATURE OF THE STATE OF ALASKA

4 FOURTEENTH LEGISLATURE - FIRST SESSION

5 A BILL

6 For an Act entitled: "An Act making a supplemental appropriation to the
7 Department of Community and Regional Affairs to
8 eliminate the waiting list for day care assistance;
9 and providing for an effective date."

10 BE IT ENACTED BY THE LEGISLATURE OF THE STATE OF ALASKA:

11 * Section 1. The sum of \$200,000 is appropriated from the general fund
12 to the Department of Community and Regional Affairs to eliminate the wait-
13 ing list for day care assistance for the fiscal year ending June 30, 1985.

14 * Sec. 2. This Act takes effect immediately in accordance with AS 01.-
15 10.070(c).

FY '85
DAY CARE ASSISTANCE LOCAL ADMINISTRATORS' ALLOCATION

CONTRACTOR	Day Care	Local Adm.	Trans. or L.A. Workshop	Subsidy Reallocation (01)	Loc Adm Realloc. (01)	Subsidy Reallocation (02)	Local Adm Reallocation (02)	Total
Original Allocation	\$7,460,359	\$746,035	\$7,675					\$8,214,069
Actual Allocation	(7,475,922)	(747,946)	(7,675)					(\$8,231,543)
Municipality of Anchorage	2,887,157	288,716	0	60,000	6,000	154,652	15,455	3,411,990
City of Aniak	11,193	1,119	330	-2,300	-230	1,200	120	11,432
City of Barrow	36,565	3,657	524	0	0	-16,000	-1,600	23,146
City of Bethel	110,571	11,057	324	-3,000	-300	-5,000	-500	113,152
City of Cordova	4,279	4,329	154	8,400	840	-2,500	-250	54,264
City of Craig	22,698	2,270	383	0	0	0	0	25,351
City of Delta Junction	28,410	2,841	272	-8,000	-800	-9,000	-900	12,822
Dillingham	7,183	718	332					7,233
Fairbanks North Star Borough	2,088,784	208,878	212	-106,000	-10,600	0	0	2,181,274
Fort Greely	60,995	6,900	272	-26,995	-2,699	-5,420	-542	40,511
(Glennallen CC) Hickory Dickory Dock Day Care	20,021	2,002	120	0	0	0	0	22,143
(Haines CC) Chilkat Valley Preschool	30,473	3,047	396	750	75	4,000	400	39,141
(Homer CC) Jane Wingquist d/b/a The Children's House	25,836	2,584	112	6,600	660	5,000	500	41,292
City of Hydaburg	6,485	1,000	442	0	0	-2,800	0	5,127
City and Borough of Juneau	541,897	54,190	270	0	0	15,875	1,588	613,820

			L.A. Workshop	Reallocation (01)	Realloc. (01)	Reallocation (02)	Reallocation (02)	
City of Kenai	58,297	5,830	0	19,600	1,960	30,000	3,000	110,687
Ketchikan Gateway Borough	209,390	20,940	354	0	0	0	0	230,692
Kodiak Island Borough	176,877	17,608	220	7,000	700	5,000	500	207,985
City of Kotzebue	44,773	4,477	354	8,000	800	5,970	597	64,971
(Mat-Su Borough) Valley Women's Resource Center	346,299	34,630	62	16,000	1,600	6,000	600	405,191
City of McGrath	17,163	1,716	0	-7,000	-700	-3,731	-373	7,075
McGrath/Hinde	7,000	700	170					7,870
Metlakatla Indian Community	22,209	2,221	409	6,000	600	4,300	430	36,169
City of Nenana	10,984	1,098	242	-8,165	-816			3,343
City of Nome	41,788	4,179	332	9,000	900	24,770	2,477	83,446
City of Norvik	38,803	3,880	431	-18,800	-1,880	-14,000	-1,395	7,039
(North Kenai) Kenai/Soldotna Women's Resource and Crisis Center	42,397	4,240	73	12,600	1,260	7,000	700	68,270
City of Petersburg	75,975	7,588	335	0	0	5,400	540	89,730
City of Point Hope	16,790	1,679	524					18,993
City of Seward	55,647	5,565	100	13,171	7	5,082	508	81,390
City and Borough of Sitka	205,575	20,558	282	-21,000		-10,500	-1,050	191,765
City of Soldotna	95,394	9,539	0	0	0	12,000	1,200	110,133
Valdez Native Association	40,732	4,073	165	-5,000	-500	3,700	370	43,546
Wrangell L. Care, Incorporated	71,335	7,134	335	-4,500	-450	-1,500	-150	72,204
Total Allocation	7,506,895	751,043	8,531	-43,639	-4,363	219,498	22,235	8,460,200



Alaska State Legislature
House of Representatives
COMMITTEE ON HEALTH, EDUCATION
AND SOCIAL SERVICES

OFFICIAL BUSINESS

POUCHV
JUNEAU, AK 99811
465-3759

MEMORANDUM

TO: REPRESENTATIVE GRUENBERG, CO-CHAIR
HOUSE HESS COMMITTEE

FROM: NANCY BENNETT, COMMITTEE STAFF

DATE: MARCH 6, 1985

RE: HB 230 - SUPPLEMENTAL APPROPRIATION FOR DAY CARE ASSISTANCE

HB 230 WAS INTRODUCED TO ELIMINATE THE DAY CARE ASSISTANCE WAITING LIST PRIOR TO PASSAGE OF THE FY 86 BUDGET, AS THE GOVERNOR'S BUDGET CONTAINS A ONE MILLION DOLLAR INCREASE FOR DAY CARE ASSISTANCE.

CURRENT WAITING LISTS FOR THE PROGRAM HAVE EXPANDED DRAMATICALLY IN JANUARY AND FEBRUARY OF THIS YEAR, AND SHOW 370 FAMILIES HAVE SIGNED UP (260 IN ANCHORAGE) AS OF MARCH 1. ACCORDING TO KAREN PERDUE, FORMER DIRECTOR, THE COST PER MONTH TO SERVE THIS NUMBER OF PEOPLE WOULD BE \$113.0 PER MONTH OR \$80.0 PER MONTH FOR ALL THOSE WHO WOULD QUALIFY FOR 100% SUBSIDY. THE DEPARTMENT ESTIMATES THAT TO SERVE THE CURRENT WAITING LIST, IT WOULD COST \$960.0 FOR FY 86 (JUST UNDER THE \$1 MILLION PROPOSED BY THE GOVERNOR).

ANTICIPATING A REALISTIC TIME FRAME FOR THE PASSAGE OF HB 230, THE DEPARTMENT BELIEVES THE \$200.0 WOULD BE SUFFICIENT TO COVER THE WAITING LIST PRIOR TO THE END OF THE FISCAL YEAR.



Alaska State Legislature

House of Representatives

Committee on Community & Regional Affairs

Pouch V
State Capitol
Juneau, Alaska 99811
(907) 465-4833

MEMORANDUM

To: Representative Peter Goll, Chair and Members
House Community and Regional Affairs Committee

From: Representative Andre Marrou
HCRA Committee Member

Date: February 22, 1985

Re: Proposed Amendment HB 139

The following proposed amendment is now before the House Community and Regional Affairs Committee for its consideration. Your attention to the amendment prior to the next scheduled hearing on HB 139 is appreciated:

Page 2, * Section 2. AS 37.05.318 REGULATIONS.

Line 10, INSERT the following language:

"Such regulation shall not impede, hinder, nor interfere with the appropriations or allocations of grant monies, but shall be adopted to prevent abuses or misimplementations of grant monies."

STATE OF ALASKA

DEPT. OF COMMUNITY & REGIONAL AFFAIRS

OFFICE OF THE COMMISSIONER

BILL SHEFFIELD, GOVERNOR

POUCH B
JUNEAU, ALASKA 99811
PHONE: (907) 465-4700

945 E. 36TH AVENUE, SUITE 400
ANCHORAGE, ALASKA 99508
PHONE: (907) 563-1073

March 4, 1985

POSITION PAPER

RE: House Bill 230

SPONSOR: Representative Gruenburg, et. al.

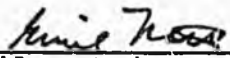
Program Effects of Bill

As of February 1985, there were 320 families statewide on the Day Care Assistance waiting list, with the bulk of them in Anchorage, and Kenai. To serve all these families would cost \$98,560 a month. Approximately 70% of those on the waiting list, or 209 families, are at the 100% subsidy level. To serve these families would cost approximately \$64,372 per month. This supplemental would assist approximately 209 families statewide at the 100% level from mid-April to June 1985.

Comments

The waiting list for Day Care Assistance is growing at a faster rate than previously predicted. In early January 1985, the Department reallocated funding between the 30 communities on the Day Care Assistance Program. This resulted in reducing the waiting list to 136 parents and was sufficient to serve all 100% subsidy families. In the two subsequent months, approximately 184 new families have applied for and became eligible for the service.

Passage of the supplemental would commit the State to an additional \$64,372 per month or \$772,464 per year in order that those families continue to receive service through FY86. To eliminate the current waiting list would cost \$98,560 per month or \$1,182,720 per year.



Emil Notti, Commissioner

BACK-UP INFORMATION

February Waiting List: 320 Families
70% or 209 families are 100% subsidy

\$308 is average cost of DCAP parent

Per month cost: 209 x \$308 = \$64,372
\$64,372 x 3 = \$193,116

<u>Location</u>	<u>Families</u>	<u>Cost</u>	<u>Time to Process Funds</u>
Anchorage	211	\$78,050	4 Weeks
Juneau	18	8,590	2-3 Weeks
Kenai	33	18,750	1 Week
N-Kenai	15	6,336	1 Week
Mat-Su	13	8,030	2 Days
Seward	18	6,377	1 Week
Homer	12	2,416	Unknown

STATE OF ALASKA

DEPT. OF COMMUNITY & REGIONAL AFFAIRS

OFFICE OF THE COMMISSIONER

BILL SHEFFIELD, GOVERNOR

POUCH B
JUNEAU, ALASKA 99811
PHONE: (907) 465-4700

949 E. 36TH AVENUE, SUITE 400
ANCHORAGE, ALASKA 99508
PHONE: (907) 563-1073

February 4, 1985

The Honorable Max Gruenberg
Alaska House of Representatives
Pouch V
Juneau, Alaska 99811

Dear Representative Gruenberg:

Re: Day Care Assistance Program

We have investigated your request for information on "pro-rating" existing funds in order to assist parents who are eligible for Day Care Assistance funds but are on a waiting list.

One way to pro-rate is to reduce the existing payment made to parents across the board, regardless of the subsidy. To achieve the savings necessary to meet the current waiting list would require an immediate 20 percent reduction in each of the 2,125 parents on the program. In Anchorage, the 100 percent subsidy parent now pays an average of \$21 per month out-of-pocket for each child over the age of 2. This approach would increase to \$81 the out-of-pocket payment per month per child. Also as more individuals qualify for the program in coming years it is likely that the subsidy would continue to be diluted, although attrition of parents on the program now could slow that process.

Another option would be to only serve the higher subsidy parents or those most in need to achieve the necessary savings. Approximately 499 families in the 10-70 percent range would have to be dropped from the program to accomplish this goal, leaving the 80-100 percent subsidy parents only.

Representative Max Gruenberg
February 4, 1985
Page 2

One obvious disadvantage to this approach is that parents at the 70 to 50 percent subsidy levels may not be able to afford to work if the Day Care Assistance payment is removed from their budget, and 80 percent subsidy parents would not look forward to receiving a pay raise.

The Community and Regional Affairs Committee expressed interest in the impact of the proposed military facility on the Fairbanks area. Staff has learned that the new post will be composed of about 2,700 military personnel with dependents to be phased in over the next three years. We understand that the first deployment will consist of officers but no support personnel. We do expect future deployments to have some impact on the Fairbanks Day Care Assistance program. Single parent E-4's currently at Ft. Wainwright qualify for 100 percent coverage, and a married E-4 with a spouse who typically works part-time at a low wage job would qualify for coverage in the 50 to 60 percent State subsidy.

We anticipate that some of these new personnel will apply for the Day Care Assistance Program, although the impact will not be as severe or as immediate as originally estimated. Substantial growth in Fairbanks' program would impact the program state-wide. In the past, Fairbanks had unused funds which were reallocated mid-fiscal year to other communities, particularly those in southcentral which normally have waiting lists.

The Department reallocated additional funds to 16 contractors in mid-January. We estimate that the majority of the 100 percent families wait-listed as of late December will be placed on the program by mid-February. However, parents qualifying at 100 percent who apply now or during the rest of the fiscal year may have to be wait-listed.

Except for FY81, most Day Care Assistance Program contractors have waiting lists, despite increased funding most fiscal years. The trend shows waiting lists to be an unfortunate fact, created by the state's growing population of young working families.

Waiting lists for the Day Care Assistance Program have two factors: 1.) a shortage of program funds or 2.) a shortage of program funds plus a lack of licensed child care spaces. This double shortage has occurred in communities with rapid population increase--for example the Mat-Su and the Kenai boroughs--where the number of children per family tends to be higher than statewide and where the increase in licensed homes

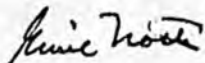
Representative Max Gruenberg
February 4, 1985
Page 3

and centers has not kept pace with the demand. In the Mat-Su and Kenai boroughs, without additional licensed spaces, there is a question of whether unlimited additional funds could serve the eligible parents of infants, toddlers and school-age children.

After examining the two major ways of pro-rating, I have concluded that the current system, while not perfect, is a better method than the options examined. No statute prohibits prorating, however, regulations would have to be amended.

I would be glad to have my staff discuss this in more detail with you or your staff. If you have any questions, feel free to contact me.

Sincerely,



Emil Notti
Commissioner

cc: Rep. Peter Goll, Chairman, House Community & Regional
Affairs Committee
Rep. Kay Wallis, Vice Chairman, House C& RA Committee
Rep. Niilo Koponen
Rep. Randy Phillips
Rep. Andre Marrou
Rep. Walt Furnace

read
BILL SHEFFIELD, GOVERNOR

DEPT. OF COMMUNITY & REGIONAL AFFAIRS

DIVISION OF COMMUNITY DEVELOPMENT

January 25, 1985

The Honorable Max F. Gruenberg, Jr.
Alaska State House
Pouch V
Juneau, AK 99811

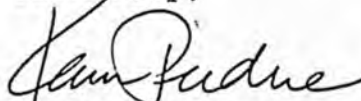
- POUCH BC
JUNEAU, ALASKA 99811
PHONE: (907) 465-4890
- 949 E. 36TH AVENUE, SUITE 400
ANCHORAGE, ALASKA 99508
PHONE: (907) 563-1955
- POUCH 8D
JUNEAU, ALASKA 99811
PHONE: (907) 465-4814
- 1514 CUSHMAN STREET, ROOM 208
FAIRBANKS, ALASKA 99701
PHONE: (907) 456-1505
- P.O. BOX 1068
NOME, ALASKA 99762
PHONE: (907) 443-2274
- P.O. BOX 348
BETHEL, ALASKA 99559
PHONE: (907) 543-2885

Dear Representative Gruenberg:

Enclosed is information regarding programs administered by the Department of Community and Regional Affairs, Division of Community Development.

I hope this information is useful, and I am looking forward to working with you this legislative session. If I can answer any questions regarding the enclosed material, please give me a call at 465-4890.

Sincerely,


Karen Perdue
Director

Enclosures

THE ALASKA
CHILD CARE PROGRAMS

Administered by
THE DEPARTMENT OF COMMUNITY AND REGIONAL AFFAIRS

Emil Notti
Commissioner

Division of Community Development

Karen Perdue
Director

January 1985

Lare'
Annual Report
November 29, 1984 (revised)

EXECUTIVE SUMMARY

CHILD CARE PROGRAMS

The Day Care Assistance Program assists low and moderate income families who are working (92 percent of parents), training (5 percent), working and training (2.9 percent) or seeking work (0.1 percent) in offsetting the high cost of child care (average cost is over \$325 per month).

This program assisted over 2100 parents in 30 communities in October, 1984. There were nearly 3,000 children who had licensed, supervised care.

There were 526 small businesses (licensed centers and homes) who received part of their livelihood because of these State funds in October, 1984, and 252 of these facilities participated in the Child Care Grant program.

Child care is a booming small business in Alaska. During the past year, there was an average of 14 new child care facilities and 178 new licensed child care spaces each month. This equals between 26-32 new wage earners each month.

The Day Care Assistance Program is available to parents in every community where there is State licensed or federally approved child care.

Head Start is a comprehensive program for young children and their families. This state and federally funded program will be serving 1302 economically disadvantaged preschoolers at 61 sites in FY 1985.

CONTENTS

	<u>Page</u>
The Growing Need for Child Care	1
The Growing Demand for Child Care	3
Day Care Assistance Program	4
Activity of Parents Participating	
Child Care Facilities and Day Care Assistance	
Waiting List	
FY '86	
Child Care Grant Program	13
Education and Training Grant Program	15
Head Start	16
Appendix	
Parent Subsidy Schedule	
DCAP Payment Subsidy Schedule: Geographic Differential, DCAP	

THE GROWING NEED FOR CHILD CARE IN ALASKA

Each year more parents of young children enter the active labor force. Nationally, the number of working mothers of preschool children has more than doubled in the past two decades. In Anchorage, 63% of single mothers with children under six years of age are working outside the home.

Alaska has an estimated population of over 500,000 people:

- ... It has the youngest population of the 50 states;
- ... Over half of Alaska's population is in the child bearing ages of 18-44 years; this is 9% above the national average of 42.1%.
- ... Over 10% of its population is less than 5 years of age.
- ... Alaskan women are younger, better educated and have more children than the national average.

The profile of the American family has changed. Only seven percent fit the traditional model of father who works outside the home, mother as homemaker, and two children. The profile of Alaska's families has also changed.

- ... 35% of its families in 1980 were without children;
- ... 23% of its single fathers have responsibility for their children who are six years old or younger;
- ... 11% of its families are headed by one parent;
- ... less than 30 percent of the single parents receive any child support payments.

The profile of Alaska's work force has also changed:

- ... Of all husband and wife teams in Alaska, 52% are both wage earners.
- ... 46% of married women in Alaska who have children under six years of age, are in the labor force.
- ... 60% of Alaska's single mothers who have children under six years of age, are in the labor force.
- ... 43% of the jobs are held by women.
- ... Alaska has a higher percentage of working mothers than any other state.
- ... Working women, as heads of households, average \$16,000 a year in income.

Lare'
Annual Report
November 29, 1984 (revised)
page two

... Fewer Alaskan women drop out of the work force and for a shorter period of time during their child bearing years, yet they continue to raise families, thus creating an increased need for child care services.

Thus, this young population, with its changing family and work force profile, finds economic reasons for the need for child care.

Economic conditions have also dictated that neighbors, friends, and relatives also enter the labor force. These are the traditional caregivers of working parents. In many of the urban communities, whole neighborhoods are virtually vacant during the day, as adults are working and children are in child care and school.

Thus each program year, the Day Care Assistance Program helps more parents in offsetting the high cost of child care.

As is noted later (See Waiting Lists), it is difficult to compare program years. Although the statistics are inadequate to measure demand for child care in Alaska, it is useful to see how this program has grown because of the infusion of State dollars and the acceptance by parents that this is not a welfare program. Rather, this program can be seen as an economic/community development program that provides for a steady labor market for employers. For if parents are assured their children are receiving healthy, safe, nurturing care, then these parents can assure employers of being steady and productive employees, with limited absenteeism and turnover.

THE GROWING DEMAND FOR CHILD CARE

As Alaska's young population has grown, and the profile of its work force has changed where more young mothers are employed as wage earners, so has the demand for child care expanded.

Table 1 (below) demonstrates the phenomenal growth in the child care industry. Between January, 1980 and July, 1983, the licensed and federally approved child care spaces more than doubled. Each year, for the past two years, nearly 2000 more child care spaces have been added. It is projected that FY '86 will find nearly this same level of increase. And still there are shortages, especially for infant care and before/after care for the school-age child.

The number of communities having licensed child care has doubled in the past four years. This increase is found in the more rural areas of the state. It appears this increase may be the result of parents wanting a preschool experience for their young children and the need for care while parents work or train.

TABLE 1
 ALASKA'S LICENSED AND FEDERALLY APPROVED CHILD CARE SPACES
 BY
 HOME, CENTER, YEAR AND TOTAL CHILD CARE CAPACITY
 AS OF JUNE 1, 1984

Year CY	# homes	capacity (space)	# centers/ capacity (space)	Total # CC facilities	Total (spaces)	Total # of communities w/ CC spaces
1/1/80	282	1309	76/3216	358	4525	16
1/1/81	278	1290	86/3842	364	5132	18
5/1/82	348	1619	105/4925	457	6444	25
7/5/83	566	2681	139/6607	705	9288	29
6/1/84	706	3601	150/7805	866	11,406	32

This explosive growth, however, may be only the tip of the iceberg of demand. Nationally, only 10% of facilities caring for children are licensed. In Alaska, family child care homes having four or fewer unrelated children in care are not required to be licensed. Religious preschools and private preschools associated with an elementary program are exempt from licensing. Private arrangements for in-home care are not regulated. Therefore, licensing or certification is only one measure of the rapidly growing demand for child care.

DAY CARE ASSISTANCE PROGRAM

The Day Care Assistance Program which assists parents in offsetting the high cost of child care while parents work or train is the oldest child care program administered by the Department of Community and Regional Affairs. Statutory authority was enacted by the first session of the ninth Legislature, spring, 1975. This program received its first appropriation that year of \$1,200,000. The intent, as written by the Legislature at that time was:

"The legislature finds that a need exists in the state for the provision of adequate day care facilities for families with low income. Adequate child care facilities allow the parent or guardian to work outside the home and in many cases to avoid the need for welfare and other forms of public assistance. The purpose of this Act is to establish in the Department of Community and Regional Affairs a program to aid low income families in urban and rural areas of the state in providing adequate care for their children."

In FY '82, the scope of the statutory authority was vastly increased by including:

- ... Moderate income families;
- ... Families seeking work;
- ... Provide for funds for locally administering the program (10% of billing or \$1,000);
- ... Establishing the Child Care Grant Program;
- ... Establishing the Education and Training Grant Program.

In FY '84, the statutory authority was again expanded to allow for care of developmentally disabled children and youth.

In FY '85, rates were increased for the first time in seven years, increasing the maximum the state would pay for a preschooler from \$265 to a base of \$300. Also, a geographic index was added to more nearly reflect the cost of care, especially in the rural areas. A preschool in Ketchikan could cost \$300; in Kodiak, \$313; in Cordova, \$320; in Bethel, \$346; and Barrow, \$353.

For this program, all child care must be in licensed or federally approved child care facilities (centers and homes). The child care payments are made directly to the child care provider by the local contractor. A tripartite contract is written and signed by the parent, the child care provider, and the local contractor. The contract specifies the amount of time the children will be in care and the level of subsidy. The child care provider monthly bills the local contractor based upon the authorized time and subsidy. The subsidy level is based upon the net income of the family and is also geographically adjusted (See Appendix B).

Table 2 (below) shows the phenomenal growth of this program in the past five years. From July, 1980 (FY '81) to July, 1984 (FY '85), there was a 283% growth in the number of families being aided by this program. The first quarter of 1985 indicates there are approximately 30% more families receiving assistance than in the first quarter of FY '84.

TABLE 2
 SUMMARY OF DAY CARE ASSISTANCE
 FY '81-85
 MONTH, DOLLARS, FAMILIES AND CHILDREN

Month/Fiscal Year	Dollars	# Families	# Children
July, '81	148,973	748	1082
'82	314,843	1237	1858
'83	367,052	1451	2039
'84	383,864	1538	2195
'85	562,543	1980	2855
August, '81	148,567	730	998
'82	304,696	1282	1898
'83	382,841	1481	2131
'84	429,212	1670	2410
'85	584,829	1981	2819
September, '81	166,107	807	1196
'82	351,101	1374	2001
'83	381,752	1574	2238
'84	404,298	1761	2529
'85	547,851	2117	2935

Correspondingly, there has been an increase in dollar expenditure each year as more parents use the program. For FY '85, we also see the rise in cost per child as the geographic adjustment was instituted and the maximum amount the state will pay was raised. The amount of State subsidy is based on the parents' net income. A net family income of less than \$1,075 in Anchorage, \$1226 in Fairbanks and \$1414 in Kotzebue allows the parents to have 100 percent subsidy of the state maximum payment (See Appendix A for sliding fee scale by community).

It should be noted, however, that even at 100 percent subsidy, the parents still may be paying. In an Anchorage survey in February, 1984, the average cost of center care for a child over 2 years old was \$325. The state maximum is \$300. Therefore, the parents are paying the additional \$25 directly to the child care center.

Activity of Parents Participating in Day Care Assistance

Table 3, below, indicates the activity of parents who participated in the Day Care Assistance Program from July through September, 1984.

TABLE 3
DAY CARE ASSISTANCE: FY '85
SUMMARY OF PARENT ACTIVITY

<u>Month</u>	<u>Working</u>	<u>Work/Training</u>	<u>Training</u>	<u>Total Parents</u>
July	1852	48	84	1984
August	1912	43	70	2025
Sept.	1876	85	131	2092

Parents who are working constitute the largest number of parents participating in the program. As a percent of the total, it ranges from a high of 94 percent in August to a low of 89 percent for September. Actual number of working parents increased from 1852 in July to 1876 in September.

Parents who were in training ranged from 3.5 percent in August (84 parents) to 6.2 percent in September (131 parents).

Parents who were both working and training ranged from 2.1 percent (43 parents) in August to 4.1 percent (85 parents) in September.

Generally, parents who are in training are those who are full time students in a community college or a university. However, some parents are enrolled in specific skill training for a shorter duration.

In this three month period, 85 percent of the families participating were single-parent families.

Child Care Facilities and Day Care Assistance

The number of licensed or federally approved child care facilities participating in the Day Care Assistance Program has increased dramatically in the past four years.

Table 4 below indicates there were 253 facilities accepting children of Day Care Assisted families in July, 1981 (FY '82) and 457 in July, 1984. This is an increase of 204 facilities.

TABLE 4
 CHILD CARE FACILITIES AND DAY CARE ASSISTANCE
 FY '82 - '85: A COMPARISON

Month and Fiscal Year	Number of CC facilities accepting DC-assis. child.	Number of DCAP Contractors	Number of Licensed/Fed. Approved Facilities
July '82	253	15	394
'83	293	23	470
'84	365	28	705
'85	457	31	866
August '82	261	16	n/a
'83	324	23	n/a
'84	406	28	n/a
'85	446	31	865
Sept. '82	275	20	n/a
'83	326	24	486
'84	434	28	699
'85	472	31	846

The significance of this increase can be viewed from at least two different perspectives. First, the general demand for child care has increased the number of these small businesses. Secondly, the Day Care Assistance Program may give a base to this growth.

TABLE 5
RATIO: LICENSED SPACES & DCAP CHILDREN
JULY-DECEMBER BY FISCAL YEAR:
'81, '82, '83, '84

<u>Fiscal Year</u>	<u># Licensed/ Fed. Approved CC Spaces</u>	<u>Avg. # DCAP children July - Dec.</u>	<u>% DCAP to licensed Space</u>
'81	4525	1226	27
'82	5132	1826 **	36
'83	6444	2227	35
'84	9288	2501	27

** Waiting List began November.

However, as Table 5 (above) indicates, the capture of the market by the Day Care Assistance Program was 27% in FY '81 and FY '84, although there were significant increases in FY '82 and FY '83.

Child care has traditionally been considered a small business or cottage industry. Its characteristics are marked by being labor intensive and low wage.

However, the multiplier effect is believed to be extremely high. It is assumed money expended on child care is held within a given community and a child care dollar has a true ripple effect in that community. A child care dollar pays local utilities and taxes. Goods and services are purchased locally. Wages to child care providers are again spent on housing, utilities and local consumer supplies and services.

Jare'
Annual Report
November 29, 1984 (revised)
page nine

Waiting List

Comparing data between program years is helpful in showing growth of the number of income eligible parents who are assisted in defraying the high cost of child care. However, it has not been helpful in measuring the need for the program because of the enormous waiting lists due to insufficient program funds. The Day Care Assistance regulation gives priority to those families most in need. That is, single, working parents who are income eligible to receive 100% subsidy are ranked as first priority. Historically, parents on the program at a lower subsidy level have not been removed to allow new parents to participate. In fact, many families do work themselves off this subsidy program, and as they do, new families are added.

However, when parents eligible for Day Care Assistance cannot be served due to lack of program funds, the Local Administrator starts a waiting list.

Last year at this time, virtually all of the 30 communities had eligible parents waiting for program funds. It is estimated that between 300-500 eligible families were not served in FY '84 because of lack of Day Care Assistance dollars.

Program dollars are allocated to communities based on the number of licensed or federally approved child care spaces. In the first three months of this fiscal year, approximately half of the contractors have had waiting lists.

TABLE 6
 CHILD CARE SPACES AND DAY CARE PROGRAM APPROPRIATION

<u>Fiscal Year:</u> <u>July 1</u>	<u># lic. facil.</u> <u>CC Spaces</u>	<u>Approp.</u> <u>for Subsidy \$</u>	<u>\$ value per</u> <u>Space</u>
1981	5211	3,199,400	613.97
1982	5830	4,142,400	710.53
1983	6875	5,209,184 (1)	767.75
1984	9288	5,533,076 (1)	595.72
1985	11,429	7,460,350 (1)	634.54 (2)

(1) The subsidy allocation as of July 1: 3% of total appropriation is reserved for those communities who do not have licensed spaces as of July 1.

(2) Geographically adjusted.

Table 6 (above) shows the number of licensed spaces, the appropriation for child care subsidies and the dollar value of each child care space. In FY '83, when each child care space had a value of \$767.75 there were few communities which had waiting lists. Where these existed, in small communities with few child care spaces, reallocation of program dollars alleviated the problem. However, in FY '84, when the child care space value dropped to \$595.72, the waiting list syndrome zoomed upward. That is, as the dollar value of each licensed space dropped nearly \$200 from FY '83 to FY '84, this allowed less program dollars. This is especially true in those communities which had few new licensed spaces, but where the demand was ever increasing.

Because of the geographic adjustment there is also a difference in what a parent waiting for assistance costs the program. An eligible parent at 100% subsidy in Kotzebue, who has a preschooler, can cost \$353; in Valdez \$326; in Haines \$313; and in Juneau \$300.

There has been an increase in program dollars and child care space value for FY '85. However, a surge of new families, especially in the rapidly growing areas of Anchorage, Mat-Su Valley and the Kenai Peninsula Borough communities, has again produced waiting lists.

TABLE 7
 WAITING LIST: LACK OF PROGRAM FUNDS
 FY '85

	<u>No. of Families</u>	<u>No. of Children</u>	<u>Est. Cost to Serve</u>	<u># of Communities Reporting</u>	<u>Total # of DCAP Contractors</u>
July**	131	199	\$55,679	4	30
Aug.**	237	351	\$74,060	8	31
Sept.	221	340	\$73,057	14	30
Oct.	347	497	\$133,492	11	30
Nov.	373	561	\$150,008	11	30

** Includes families served by MOA with MOA dollars

Table 7 above indicates the waiting list nearly tripled between July and November of this year, increasing from 131 families seeking help in July to 373 families in November. There are currently communities having families wait which have never experienced this phenomena before:

- ... Juneau, which had more than enough money for the past two years, suddenly finds itself turning families away.
- ... Haines, which had homes licensed for the first time, also finds itself with insufficient money.
- ... Nome, which has never had families waiting to receive this support, has both a waiting list and is expending at three times its monthly allocation.
- ... And Fairbanks is standing in the wings. Their October and November billings were at near full expenditure. They anticipate by March new Fairbanks families will also find there is not enough money to help them in their child care costs. This may well be exacerbated by the fall of 1985 when 2700 additional military personnel arrive at Fort Wainwright. Personnel there have been told there is need to plan for 600 more child care spaces in the next 18 months.

Lare'
Annual Report
November 29, 1984 (revised)
page twelve

FY '86

Governor Sheffield has requested \$1,000,000 more to help these families for FY '86. If appropriated, 168-260 more families each month could receive help. The range in numbers of families assisted reflects:

- ... The geographic differential of state maximum payment: For a preschooler in Anchorage the State can pay up to \$300; in Kenai \$313; in Cordova \$320; in Nome \$353.
- ... The number of children per family: MatSu and the Kenai area tend to have more children per family than does Anchorage.
- ... The number of hours of care: Some of these working families have short hours; in other families the parents are working and training and the hours are longer.
- ... The ages of the children: Infant care is generally three times as costly as before/after care for school-age children.
- ... The sliding fee schedule: In October, 61% of the families were at 100% subsidy while for Anchorage 66% of the wait-listed families were at 100% subsidy.
- ... The degree of disability of a developmentally disabled child: If a child is severely disabled, the State can pay up to double for this cost of care.

There is a continuing need for care of young children of working parents in this young state and this need continues to grow.

CHILD CARE GRANT PROGRAM

The Child Care Grant Program began in FY '82. This program was designed for two purposes: 1) to assist child care facilities in increasing the quality of care, and 2) to assist all parents in the cost of care by direct subsidy to state licensed child care facilities (homes and centers).

This program is available in every community where there is a Day Care Assistance Program, except Fort Greely.

Eligible child care facilities bill the state monthly for each full-time child in care. This includes all children under 11 years of age and is not limited to those children whose parents participate in the Day Care Program.

The statutory limitation is \$50 a month for each full-time-equivalent (FTE) child. However, the appropriation has not allowed this maximum.

Table 8 (below) illustrates that for two and a half years, the appropriation allowed for a base of \$25 per month, per FTE child in care, (This base is geographically adjusted). However, by January, 1984 that base was lowered and again lowered in June. This reduction allowed eligible child care homes and centers who choose to receive this grant to do so.

TABLE 8
CHILD CARE GRANT PAYMENT:
BASED ON FULL-TIME-EQUIVALENT CHILD IN CARE:*
BY: FISCAL YEAR

<u>Month/ Fiscal Year</u>	<u>Base Payment \$</u>
All year: '82	25.00
All year: '83	25.00
July-Dec.: '84	25.00
Jan.-May: '84	18.75
June: '84	14.00
All year: '85 **	12.00

* Geographically adjusted

** Projected

Prior to this fiscal year, approximately 35 percent of all licensed homes and 80 percent of all licensed centers choose to participate in this program. With the reduction of the grants to \$12, increasing numbers of family child care homes are choosing not to participate.

For FY 1985, 174 homes and 124 centers have participated. The first quarter monthly average was 143 homes and 108 centers billing at \$51,697. When compared to the first quarter monthly average for FY 1984, there is a decrease this year of 30 homes, an increase of 14 centers and a decrease of almost \$30,000 in monthly billings. This decrease reflects the \$12 current rate as compared to the \$25 a year ago.

In FY 1984 there was a total of 268 family child care homes and 136 child care centers that participated in this program. The monthly average was 193 homes, 114 centers with a monthly billing at \$101,109.

Table 9 below shows the growth in participation, especially between fiscal years 1983 and 1984. We can anticipate a continued increase in center participation for FY '85 as more centers become licensed and as many centers closed for the summer resume their services.

TABLE 9
 CHILD CARE FACILITIES PARTICIPATING
 IN CHILD CARE GRANT PROGRAM
 BY: FISCAL YEAR, TYPE OF FACILITY AND DOLLARS

Month/ F.Y. (1)	# Homes	\$ Grant	# Centers	\$ Grant	Total Facilt's.	Total \$
<u>Sept.</u>						
'83	146	19,008	98	82,188	239	101,196
'84	204	25,203	113	94,863	317	120,066
'85	138	7,810	114	43,849	252	51,660
<u>Dec.</u>						
'83	160	19,749	100	75,926	260	95,675
'84	201	23,840	120	85,553	321	109,393
'85	n/a	n/a	n/a	n/a	n/a	n/a
<u>March</u>						
'83	191	25,619	102	100,296	293	125,915
'84	197	19,331	124	81,976	321	101,307
'85	n/a	n/a	n/a	n/a	n/a	n/a
<u>June</u>						
'83	156	20,073	86	78,652	242	98,926
'84	159	10,283	102	47,807	260	58,090
'85	n/a	n/a	n/a	n/a	n/a	n/a

(1) from year end report, except '85

EDUCATION AND TRAINING GRANT PROGRAM

The Education and Training Grant Program was authorized by the Alaska State Legislature and began in FY 1982. The purpose is to allow child care givers and administrators to participate in education or training programs in early childhood or management.

These grants are competitive and available to those child care providers who are eligible for the Child Care Grant Program.

Table 10 (below) shows the grant program's rapid growth during the past four years, in number of grants, communities directly served and dollars. In FY 1982 there were 7 grants awarded for a total expenditure of \$25,000 and this fiscal year 34 grants totalling \$100,000. The grants range from \$600 to a child care center for on-site staff training to \$9,400 to a statewide training of caregivers for school-age children.

TABLE 10
EDUCATION AND TRAINING GRANT PROGRAM
BY: FISCAL YEAR, GRANTS AND DOLLARS

<u>Fiscal Year</u>	<u>Number of Grants</u>	<u>Number of Communities</u>	<u>Appropriation (dollars)</u>
1982	7	6 and 1 statewide	\$25,000
1983	12	13 and 2 statewide	\$50,000
1984	31	18 and 5 statewide	\$84,800
1985	34	18 and 6 statewide	\$100,000

The two principal uses of these grant funds have been for on-site training of child care givers (homes and centers) and training in regional or statewide training conferences. On-site training has frequently led to Child Development Associate (CDA) credentials. This is a national, competency based training program. It is the first rung on the career ladder recognized by the Department of Education's certification of professionals.

Last year, the training conferences attracted over 700 people. The Anchorage conference had participants from 51 Alaskan communities who attended 38 seminars ranging from neurological development of young children to improving staff performance. Again, some workshops are specifically designed to aid CDA candidates.

Lare'
Annual Report
November 29, 1984 (revised)
page sixteen

HEAD START

Head Start began at the national level in 1965 by the Office of Economic Opportunity. The program was designed for disadvantaged preschool children and their families. These preschool years are a time of rapid learning, as well as emotional and physical development. Thus, this program is designed to assist parents and their children in getting a "head start" on life.

Head Start is a comprehensive program which brings together child development, nutrition, health, education, social and special services for low income families and their preschool children. Nationally, the program works with about 20 percent of the population it is designed to serve. It is administered by the U.S. Department of Health and Human Services.

In 1966 one of the first Head Start programs in the nation began in Fairbanks, followed quickly by programs in Anchorage. In FY 1985 there are 61 program sites, including home based parent child programs (0-3 year-olds).

In the 1970's, Head Start was mandated to also serve handicapped children. Of the total number of children enrolled, 10 percent are designated for these special needs children.

In 1976, the State of Alaska offered, through legislative appropriation, to assist the Head Start grantees. At that time, there were four programs in Alaska. These were: Metlakatla Head Start, Chuyiak Children's Services, Greater Fairbanks Family Head Start, and Rural Alaska Community Action Program (Rural CAP). Resource Access Project, a federally funded training and technical assistance program, was available to assist Head Start grantees for special needs children.

In 1978, through the Indian and Migrant Program Division (IMPD), six new programs were begun in Alaska. These are: Association of Village Council Presidents, Central Council of Tlingit and Haida, Kawerak, Cook Inlet Native Association, and Tanana Chiefs Conference. The sixth, Alaska Federation of Natives, also took over the training and technical assistance for the State's IMPD programs. At this same time, Metlakatla was changed from a Region X grantee to an IMPD grantee.

In fiscal year 1980, all of the Head Start programs were included in the State's appropriations to Head Start grantees. The State of Alaska, DCRA Staff administers the State share that matches the federal funds. The federal funds are passed directly to the Head Start grantees from the U.S. Department of Health and Human Services.

TABLE 11
HEAD START
STATE SHARE FUNDS BY:
YEAR, DOLLARS, PROGRAM SITES AND CHILDREN

<u>Fiscal Year</u>	<u>State Share \$</u>	<u>Federal \$</u>	<u>Number of Program Sites (1)</u>	<u>Number of Children Served</u>
1982	2,400,000	3,238,948	49	1199
1983	2,616,000	3,660,152	50	1295
1984	2,757,000	4,061,968	52	1449
1985	2,713,000	unknown	61	1302 (2)

(1) Program sites include classroom and home based programs.

(2) Preliminary figures

As Table 11 (above) shows, the number of children served by the program has grown steadily since fiscal year 1982 when 1199 children were enrolled to 1302 projected for this program year.

For the first time in six years, the federal government has provided for expansion of programs or program sites to three of the federal grantees in Alaska. At the same time, however, it appears federal training dollars for parents and children are diminishing for all Head Start grantees.

Appendix A
 DEPARTMENT OF COMMUNITY & REGIONAL AFFAIRS
 DIVISION OF COMMUNITY DEVELOPMENT
 DAY CARE ASSISTANCE PROGRAM
 PARENT SUBSIDY SCHEDULE

Maximum Adjusted Monthly Net Income
 By Community

Anchorage Juneau Ketchikan Metlakatla	Palmer Petersburg Sitka Wasilla Wrangell	Haines Homer Kenai Kodiak Seward Soldotna	Cordova Delta Junction Fairbanks Ft. Greely	Glennallen Valdez		Aleutians Dillingham	Bethel Nenana	Aniak Barrow Kotzebue McGrath Nome Noorvik	State Subsidy Day Care Percentage
100.0	103.5	107.0	114.0	117.5	121.0	124.5	128.0	131.50	
\$1075	\$1113	\$1150	\$1226	\$1263	\$1301	\$1338	\$1376	\$1414	100%
1175	1216	1257	1340	1381	1422	1463	1504	1545	90%
1275	1320	1364	1454	1498	1543	1587	1632	1677	80%
1375	1423	1471	1568	1616	1664	1712	1760	1808	70%
1475	1527	1578	1682	1733	1785	1836	1888	1940	60%
1575	1630	1685	1796	1851	1906	1961	2016	2071	50%
1675	1734	1792	1910	1968	2027	2085	2144	2203	40%
1775	1837	1899	2024	2086	2148	2210	2272	2334	30%
1875	1941	2006	2138	2203	2269	2334	2400	2466	20%
1975	2044	2113	2252	2321	2390	2459	2528	2597	10%

Fully implemented by October 1, 1982

Appendix B
 DEPARTMENT OF COMMUNITY AND REGIONAL AFFAIRS
 DIVISION OF COMMUNITY DEVELOPMENT
 DAYCARE ASSISTANCE PROGRAM
 PAYMENT SUBSIDY SCHEDULE: ADJUSTED BASE AND GEOGRAPHIC DIFFERENTIAL

RATES	Anchorage Juneau Ketchikan Metlakatla			Craig Mat-Su Petersburg Sitka Wrangell			Haines Homer Kenai Kodiak Seward Soldotna		
	100.0			102.2			104.4		
<u>Enrollment</u>	<u>Mo</u>	<u>P/T</u>		<u>Mo</u>	<u>P/T</u>		<u>Mo</u>	<u>P/T</u>	
Infant	\$400.00	\$240.00		\$409.00	\$245.00		\$418.00	\$251.00	
Child	300.00	175.00		307.00	179.00		313.00	183.00	
<u>Attend</u>	<u>Daily</u>	<u>P/T</u>	<u>Hr</u>	<u>Daily</u>	<u>P/T</u>	<u>Hr</u>	<u>Daily</u>	<u>P/T</u>	<u>Hr</u>
Infant	\$18.00	\$11.00	\$2.10	\$18.40	\$11.24	\$2.15	\$18.80	\$11.48	\$2.19
Child	14.00	8.00	1.65	14.31	8.18	1.69	14.62	8.35	1.72

Appendix B/page two
 DEPARTMENT OF COMMUNITY AND REGIONAL AFFAIRS
 DIVISION OF COMMUNITY DEVELOPMENT
 DAYCARE ASSISTANCE PROGRAM
 PAYMENT SUBSIDY SCHEDULE: ADJUSTED BASE AND GEOGRAPHIC DIFFERENTIAL

RATES	Cordova Delta Junction Fairbanks Fort Greely			Glenallen Valdez					
	106.6			108.8			111.0		
<u>Enrollment</u>	<u>Mo</u>	<u>P/T</u>		<u>Mo</u>	<u>P/T</u>		<u>Mo</u>	<u>P/T</u>	
Infant	\$426.00		\$256.00	\$435.00		\$261.00	\$444.00		\$266.00
Child	320.00		187.00	326.00		190.00	333.00		194.00
<u>Attend</u>	<u>Daily</u>	<u>P/T</u>	<u>Hr</u>	<u>Daily</u>	<u>P/T</u>	<u>Hr</u>	<u>Daily</u>	<u>P/T</u>	<u>Hr</u>
Infant	\$19.19	\$11.73	\$2.24	\$19.58	\$11.97	\$2.28	\$19.98	\$12.21	\$2.33
Child	14.92	8.53	1.76	15.23	8.70	1.80	15.54	8.88	1.83

Appendix B/page three

DEPARTMENT OF COMMUNITY AND REGIONAL AFFAIRS
 DIVISION OF COMMUNITY DEVELOPMENT
 DAYCARE ASSISTANCE PROGRAM
 PAYMENT SUBSIDY SCHEDULE: ADJUSTED BASE AND GEOGRAPHIC DIFFERENTIAL

RATES	Aleutians Dillingham			Bethel <i>115.4</i>			Anderson Aniak Kotzebue McGrath Nome Noovik Selawick Tanana North Slope		
	113.2			115.4			117.6		
<u>Enrollment</u>	<u>Mo</u>	<u>P/T</u>		<u>Mo</u>	<u>P/T</u>		<u>Mo</u>	<u>P/T</u>	
infant	\$453.00	\$272.00		\$462.00	\$277.00		\$470.00	\$282.00	
Child	340.00	198.00		346.00	202.00		353.00	206.00	
<u>Attend</u>	<u>Daily</u>	<u>P/T</u>	<u>Hr</u>	<u>Daily</u>	<u>P/T</u>	<u>Hr</u>	<u>Daily</u>	<u>P/T</u>	<u>Hr</u>
Infant	\$20.38	\$12.45	\$2.38	\$20.77	\$12.69	\$2.42	\$21.17	\$12.94	\$2.47
Child	15.85	9.06	1.87	16.16	9.23	1.90	16.46	9.41	1.94

December 31, 1984

CHILD CARE GRANT PROGRAM FY85

<u>MUNICIP</u>	<u>NO OF HOMES</u>	<u>HOMES AMT</u>	<u>NO OF CTR</u>	<u>CTR AMT</u>
ANCHORAGE	81 -85	21,367.20	42 -44	96,642.00
ANIAK			1	217.62
BARROW			1	1,471.26
BETHEL			3	7,066.14
CORDOVA	1	129.72	2	1,806.42
CRAIG			-1 1	1,385.43
DELTA JUNC	1	158.40		
FAIRBANKS	25 -29	6,293.92	26	55,237.01
GLENNALLEN			1	538.20
HAINES	2	328.44	1	89.70
HOMER	1	296.78	1	1,057.54
HYDABERG				
JUNEAU	21 -22	4,713.60	7	11,919.40
KENAI	2	386.22	2	2,150.07
KETCHIKAN	10 -11	2,614.80	-3 4	4,430.40
KODIAK	3	1,881.98	6	7,591.97

December 31, 1984

QUARTERLY SUMMARY ON EXPENDITURES FY 85

<u>MES &</u> <u>NTERS</u> <u>TAL</u>	<u>TOTAL</u>	<u>AVERAGE</u> <u>BILLINGS</u> <u>PER MONTH</u>	<u>AVERAGE</u> <u>AMOUNT</u> <u>PER MONTH</u>	<u>AVERAGE</u> <u>BILLINGS</u> <u>@ 6 MOS.</u>	<u>AVERAGE</u> <u>AMOUNT</u> <u>@ 6 MOS.</u>	<u>AVERAGE</u> <u>BILLINGS</u> <u>@ 1 YEAR</u>	<u>AVERAGE</u> <u>AMOUNT</u> <u>@ 1 YEAR</u>
1	48,779.10						
6	55,391.70						
0	52,330.20						
7	156,501.00	256	52,167.00				
4	63,256.77						
3	49,846.03						
	26.40						
9	113,129.20	163	37,709.73	209	44,938.37		

DEPARTMENT OF COMMUNITY AND REGIONAL AFFAIRS
DIVISION OF COMMUNITY DEVELOPMENT
DAY CARE ASSISTANCE PROGRAM
AND
FY 1986 BUDGET

Alaska has an estimated population of over 500,000 people:

- ... It has the youngest population of the 50 states;
- ... Over half of Alaska's population is in the child bearing ages of 18-44 years;
- ... Over 10% of its population is less than 5 years of age.

This young working population needs care for their young children if they are to continue to work. Child Care is costly. In Alaska for some families it is the second highest expenditure, after housing. In Anchorage, a family with an infant and a three-year-old can expect to pay an average of \$700 a month for child care; in Kotzebue it's \$820; in Fairbanks it's \$745.

The State has a program to aid this young working population in offsetting this high cost. It is the Day Care Assistance Program. It is available in the 30 Alaska communities where there is state licensed or federally certified child care facilities (centers and homes). Based on a sliding fee schedule, 2122 families and 2939 children were helped in October at a State cost of \$606,238. However, there were 347 eligible families who could not have assistance because there was not enough program money to meet the demand.

When there is not enough money eligible families are placed on a waiting list. Table 1 (next page) tracks the scaring growth of need. In July there were 131 families asking for help; in November 366 families. In July four communities had families waiting for this subsidized program; in November, 11 communities found there were insufficient funds to assist all the eligible families who were requesting help. The cost for helping these families nearly tripled in the five-month period, rising from \$55,679 to \$150,998.

In October 12 communities were given additional dollars. This new money only allowed these local contractors to keep pace with the new families added last year and to pick up those families previously funded by the Municipality of Anchorage.

Table 1
 WAITING LIST: LACK OF PROGRAM FUNDS
 FY '85

	No. of Families	No. of Children	Est. Cost To Serve	# of Communities Reporting	Total # of DCAP Contractors
July **	131	199	\$55,679	4	30
Aug. **	237	351	\$74,060	8	31
Sept	221	340	\$73,057	14	30
Oct.	347	497	\$133,492	11	30
Nov.	373	561	\$150,998	11	30

** Includes families served by MOA with MOA dollars

The geographic need for additional money is illustrated in Table 2 (next page).

- ... The MatSu Valley has had families waiting for over a year which may reflect their rapid population growth. At times there were more families seeking help than there were families assisted.
- ... This same phenomena is currently true in the Kenai/Soldotna area, which has experienced a 20% population growth in the past two years. There are 48 families receiving aid; 56 families are asking for help.
- ... Juneau, which had more than enough money for the past two years, suddenly finds itself turning families away.
- ... And Fairbanks is standing in the wings. Their October and November billings were at near full expenditure. They anticipate by March new Fairbanks families will also find there is not enough money to help them in their child care costs. This may well be exacerbated by the fall of 1985 when 2700 additional military personnel arrive at Fort Wainwright. Personnel there have been told there is need to plan for 600 more child care spaces in the next 18 months.

... Anchorage, which augmented state dollars in June, July and August has shown a rapid increase in families seeking help with child care costs. This may reflect the new profile of the estimated 1,000 monthly new arrivals. In the past, the new Anchorage population was young and single. Now, it is young families with small children.

... Nome, which has never had families waiting to receive this support, has both a waiting list and is expending at three times its monthly allocation.

Table 2
 DAY CARE ASSISTANCE PROGRAM
 WAITING LIST: FY '85

Communities	July		August		Sept		Oct.		Nov.	
	F	C	F	C	F	C	F	C	F	C
Anchorage	77	105	159	222	87	139	224	318	250	367
Cordova	-0-		3	3	2	2	-0-		3	3
Craig	-0-		-0-		2	2	-0-		-0-	
Haines	-0-		-0-		11	13	8	11	8	11
Homer	1	1	1	1	4	5	4	6	-0-	
Juneau	-0-		-0-		2	2	16	16	14	18
Kenai	n/a		n/a		19	29	30	56	30	56
Ketchikan	3	3	6	10	12	21	3	3	-0-	
Kotzebue	-0-		1	1	1	1	1	1	3	4
MatSu	44	77	54	93	43	74	17	25	19	38
Metlakatla	-0-		5	5	-0-		-0-		-0-	
Nome	-0-		-0-		6	6	6	6	4	4
North Kenai	n/a		n/a		11	16	12	16	12	16
Petersburg	-0-		-0-		2	3	6	9	6	9
Seward	6	13	8	16	5	6	6	8	5	6
Soldotna	-0-		-0-		14	21	14	22	14	22
Valdez	-0-		-0-		-0-		-0-		5	7
TOTALS	131	199	227	351	221	340	347	497	373	561

F=Families
 C=Children

What happens when these families do not receive help? We don't know. We do know some families have kept children in their car while they work; others drop out of the work force; still others run up bills at child care facilities and do not know how they will pay for them.

FY '86

Governor Sheffield has requested \$1,000,000 more to help these families for FY '86. If appropriated, 168-260 more families each month could receive help. The range in numbers of families assisted reflects:

- ... The geographic differential of state maximum payment: For a preschooler in Anchorage the State can pay up to \$300; in Kenai \$313; in Cordova \$320; in Nome \$353.
- ... The number of children per family: MatSu and the Kenai area tend to have more children per family than does Anchorage.
- ... The number of hours of care: Some of the working families have short hours; in other families the parents are working and training and the hours are longer.
- ... The ages of the children: Infant care is generally three times as costly as before/after care for school age children.
- ... The sliding fee schedule: In October 61% of the families were at 100% subsidy while for Anchorage 66% of the wait listed families were at 100% subsidy.
- ... The degree of disability, if a developmentally disabled child: If a child is severely disabled, the State can pay up to double for this cost of care.

There is a continuing need for care of young children of working parents in this young state and this need continues to grow.

TABLE 6-A
 DEPARTMENT OF COMMUNITY AND REGIONAL AFFAIRS
 DAY CARE ASSISTANCE PROGRAM

WAITING LISTS:

by community
 by fiscal year

Community	FY'80	FY'81	FY'82	FY'83	FY'84	FY'85
Anchorage			(1)	(1)	X(1)	X(1)
Aniak	NP	NP	NP		X	
Bethel	X		X	X	X	
Cordova	NP	X	X	X	X	X
Craig	NP	NP	NP			X
Delta Junc.		X	X	X	X	
Fairbanks	X	X	X	X		
Ft. Greely	X		X	X		
Haines	NP	NP	NP			X
Homer	NP	NP	NP	X	X	X
Juneau	X		X(1)			X
Kenai	NP		X	X	X	X
Ketchikan	X	X		X	X	X
Kodiak				X	X	X
Kotzebue			X	X	X	X
MatSu (2)			X		X	X
McGrath	NP	NP	NP	X		
Metlakatla	NP	NP	X	X	X	X
Nome	X	X	X	X		X
N. Kenai	NP	NP	NP		X	X
Petersburg				X	X	X
Seward	NP	NP	X	X	X	X
Sitka	X					
Soldotna	NP	NP			X	X
Valdez	NP	NP	NP	X		X

NP = No Program;

- (1) Local municipal funds were used to assist families with child care using the same guidelines as the Day Care Assistance Program;
- (2) Wasilla only prior to FY '83.

Lare'
 Annual Report
 November 29, 1984 (revised)
 Appendix C

COMMUNITIES: DAY CARE ASSISTANCE BY DATE PROGRAM STARTED

<u>Community</u>	<u>Date Started</u>
1. Anchorage	FY 1976
2. Aniak	Nov. 1982
3. Barrow	August, 1984
4. Bethel	FY 1976
5. Craig	Dec. 1982
6. Cordova	FY 1979
7. Delta Junction	FY 1977.
8. Fairbanks	FY 1976
9. Fort Greely	FY 1977*; FY 1978
10. Glenallen	FY 1983
11. Haines	FY 1983
12. Homer	April, 1982
13. Hydaburg	November, 1983
14. Juneau	FY 1976
15. Kenai	FY 1981
16. Ketchikan	February, 1979
17. Kodiak	FY 1976
18. Kotzebue	FY 1976
19. McGrath	December, 1981
20. Mat-Su Borough**	July, 1983
21. Metlakatla	September, 1981
22. Nome	FY 1976
23. North Kenai	FY 1983
24. Noorvik	FY 1983
25. Petersburg	FY 1976
26. Seward	September, 1981
27. Sitka	October, 1978
28. Soldotna	September, 1981
29. Valdez	May, 1982
30. Wrangell	September, 1981

* Fort Greely combined with Delta Junction for FY 1977.

OTHER COMMUNITIES WHICH HAVE PARTICIPATED:

Anderson	FY 1976 - FY1982
Reason: Insufficient number of children need care for	
FY 1983	
Hoonah	FY 1976 - Mar., 1977
Reason: Facility not relicensed	
Nenana	Nov. '83 - Sept. '84
Reason: Child care center and home closed	
Palmer**	Oct. - June, 1983
Reason: Combined with Mat-Su Borough	
Tyonek	FY 1982
Reason: Insufficient number of children needing care	
Wasilla**	FY 1976 - FY 1983
Reason: Combined with Mat-Su Borough	
[January 7, 1985]	

BRU NARRATIVE

Child Assistance

CHILD CARE PROGRAMS INCLUDE THE DAY CARE ASSISTANCE PROGRAM (DCAP), CHILD CARE GRANTS (CCG), EDUCATION AND TRAINING GRANTS, AND THE STATE-SHARE FOR THE FEDERAL HEAD START PROGRAM, A COMPREHENSIVE EARLY CHILDHOOD PROGRAM FOR THREE-TO-FIVE-YEAR OLDS AND THEIR FAMILIES. IN 1984, DCAP WAS EXPANDED TO INCLUDE DEVELOPMENTALLY DISABLED YOUTH FOR WHOM EDUCATION AND TRAINING NOW IS NEEDED BY CAREGIVERS. APPROXIMATELY 36,000 CHILDREN ARE SERVED ANNUALLY. THE CHILD CARE STAFF OF SIX IS A MAJOR STATEWIDE SOURCE OF INFORMATION AND ASSISTANCE FOR PERSONS CONCERNED ABOUT QUALITY CHILD CARE.

OVER HALF OF ALASKA'S POPULATION IS OF CHILD-BEARING AGE, WITH ALASKAN WOMEN HAVING CHILDREN YOUNGER, HAVING MORE OF THEM, AND RETURNING TO WORK SOONER THAN THE NATIONAL AVERAGE. MANY OF THESE YOUNG WORKING FAMILIES ARE IN NEED OF FINANCIAL ASSISTANCE FOR CHILD CARE. NEARLY 250 ELIGIBLE FAMILIES AND NEARLY 350 CHILDREN AS OF LAST SEPTEMBER COULD NOT RECEIVE ASSISTANCE DUE TO LACK OF FUNDS.

IN ADDITION, WHILE A CONSTANT INDICATOR OF QUALITY CARE FOR YOUNG CHILDREN IS EDUCATION AND TRAINING FOR CAREGIVERS, ALASKA IS DEFICIENT IN PROFESSIONAL CHILD CARE EDUCATORS. APPLICATIONS FOR TRAINING DOLLARS ARE MORE THAN DOUBLE THE ALLOCATION. THE CCG PROGRAM ALSO ASSISTS IN BUILDING QUALITY CARE BY PROVIDING DIRECT SUBSIDY TO LICENSED CHILD CARE FACILITIES.

AGENCY:
CATEGOR

COMPONENT DE

CHILD CARE
HEAD START :

** TOTAL

** CHANGE V

OBJECT DESC
PERS. SE
TRAVEL
CONTRACT
COMMODIT
EQUIPME
GRANTS,

FUNDING SU:
GENERAL

** GENERAL

POSITIONS
FULL TI
STAFF P

STATE OF ALASKA -- BUDGET UNIT SUMMARY

14:12

12/24/84

AGENCY: DEPARTMENT OF COMMUNITY & REGIONAL AFFAIRS
CATEGORY: SOCIAL SERVICES

PROGRAM: CHILD ASSISTANCE

COMPONENT DESCRIPTION	FY84 ACT	ADJ BASE	FORMULA	INCREMENT	REQUEST	GOVERNOR	HOUSE	SENATE	C. C.	BILLS	LEG.REC.
CHILD CARE	8089.5	10300.5		42.2	10342.7	11338.2					
HEAD START GRANTS	2757.0	2769.9		1.5	2771.4	2771.4					
** TOTAL	10846.5	13070.4		43.7	13114.1	14109.6					
** CHANGE VERSUS FY84 ACT				-99.5%	20.9%	30.0%	-100.0%	-100.0%	-100.0%		
OBJECT DESCRIPTION											
PERS. SERV.	206.9	301.2		25.2	327.4	327.4					
TRAVEL	21.6	31.0		6.0	37.0	37.0					
CONTRACTUAL	33.5	31.5		11.5	43.0	33.5					
COMMODITIES	3.7	11.0			11.0	11.0					
EQUIPMENT											
GRANTS, CLMS	10580.8	12695.7			12695.7	13695.7					
FUNDING SUMMARY											
GENERAL FUND	10846.5	13070.4		43.7	13114.1	14109.6					
** GENERAL FUND CHANGE VS. FY84 ACT				-99.5%	20.9%	30.0%	-100.0%	-100.0%	-100.0%		
POSITIONS											
FULL TIME	5.0	7.0			7.0	7.0					
STAFF MONTHS	60.0	84.0			84.0	84.0					

63-18-05-01-00 (21-21-7-17-01-00)

STATE OF ALASKA -- COMPONENT BUDGET SUMMARY

14:12

12/24/84

AGENCY: DEPARTMENT OF COMMUNITY & REGIONAL AFFAIRS
 CATEGORY: SOCIAL SERVICES

PROGRAM: CHILD ASSISTANCE
 SUB-PROGRAM: CHILD CARE

FISCAL YEAR 1985

EXPENDITURES & FUNDING	(18) FY83 ACT	(01) FY84 ACT	(02) FY85 ATH	(03) ADJ BASE	(04) FORMULA	(05) INCREMNT	(06) REQUEST	(08) GOVERNOR	(09) HOUSE	(10) SENATE	(11) C. C.	(12) BILLS	(13) LEG.REC.
01 PERS. SERV.	191.9	206.9	241.5	254.3		24.7	279.0	279.0					
02 TRAVEL	30.6	21.6	24.5	24.5		6.0	30.5	30.5					
03 CONTRACTUAL	70.7	33.5	27.7	27.7		11.5	39.2	34.7					
04 COMMODITIES	5.4	3.7	10.8	10.8			10.8	10.8					
05 EQUIPMENT													
06 LANDS/BLDGS													
07 GRANTS, CLMS	6985.8	7823.8	9983.2	9983.2			9983.2	10983.2					
08 MISC.													
** TOTAL EXPEND	7284.4	8089.5	10287.7	10300.5		42.2	10342.7	11338.2					
09 I-A TRANSFER	39.1	3.3	11.0	11.0		-9.5	1.5	1.5					
1004 GEN FUND	7284.4	8089.5	10287.7	10300.5		42.2	10342.7	11338.2					
15 FULL TIME	5.0	5.0	6.0	6.0			6.0	6.0					
16 PART TIME													
17 TEMPORARY													
18 STAFF MONTHS		60.0	72.0	72.0			72.0	72.0					

03-18-05-01-00

AGENCY: DEPT
 CATEGORY: 5000

OBJECT GROUP

- 01 PERS. SERV.
- 02 TRAVEL
- 03 CONTRACTUAL
- 07 GRANTS, CLMS

** TOTALS

THE GRAN
\$10

FY85 IN
TO KAME

AGENCY
EXECUTE

FY85 II
GEOGRA
ELIMIN
EDUCAT

AGENCY
TO \$30
DIVISI

FY85
TOGETH

AGENC
TO AS
ADINT

FY85
LATCI

AGEN

FY85
FOR

AGEI

6/84

11

03-18-05-01-00 (21-21-7-17-01-00)

STATE OF ALASKA -- COMPONENT BUDGET ANALYSIS

14:12

12/24/84

AGENCY: DEPARTMENT OF COMMUNITY & REGIONAL AFFAIRS
CATEGORY: SOCIAL SERVICES

PROGRAM: CHILD ASSISTANCE
SUB-PROGRAM: CHILD CARE

***** GOVERNOR ANALYSIS *****

2) (13)
LLS LEG.REC.

OBJECT GROUP	VARIATION		DESCRIPTION: GOVERNOR (\$11,338.2) VERSUS FY85 ATH (\$10,287.7)
01 PERS. SERV.	37.5	15.5%	PERSONAL SERVICES ADJUSTMENT \$12.8, ADDITIONAL FUNDS TO DECREASE UNDERFUNDING \$24.7.
02 TRAVEL	6.0	24.5%	INCREASE IN TRAVEL DUE TO ADDITIONAL COMMUNITIES BEING ADDED TO THE DAY CARE ASSISTANCE PROGRAM \$6.0.
03 CONTRACTUAL	7.0	25.3%	INCREASE IN CONTRACTUAL TO COVER COSTS FOR ADDITIONAL COMMUNITIES \$7.0.
07 GRANTS, CLMS	1000.0	10.0%	INCREASE IN GRANTS FOR THE DAY CARE ASSISTANCE PROGRAM TO HELP ELIMINATE CURRENT WAITING LISTS \$1000.0.
** TOTALS	1050.5	10.2%	

THE GRANTS LINE INCLUDES THE DAY CARE ASSISTANCE PROGRAM \$9460.2, EDUCATION AND TRAINING GRANTS \$100.0, CHILD CARE GRANTS \$1118.0, AND KAWERAK EARLY CHILDHOOD PROGRAM \$305.0.

***** PROGRAM DESCRIPTION & PRIOR YEAR INFORMATION *****

FY85 INTENT: THE SUM OF \$317,200 IS APPROPRIATED TO THE DEPARTMENT OF COMMUNITY AND REGIONAL AFFAIRS AS A DIRECT GRANT TO KAWERAK, INCORPORATED FOR THE PURPOSE OF AN EARLY CHILDHOOD PROGRAM.

AGENCY RESPONSE: THE GOVERNOR VETOED 12,200 OF THE APPROPRIATION, REDUCING IT TO 305,000. A GRANT AGREEMENT WAS EXECUTED WITH KAWERAK, INCORPORATED ON 8/1/84.

FY85 INTENT: IT IS THE INTENT OF THE LEGISLATURE TO INCREASE THE SUBSIDY FOR THE DAY CARE ASSISTANCE PROGRAM, WITH A GEOGRAPHIC DIFFERENTIAL, FROM 265 TO 300 PER MONTH FOR CHILDREN AND FROM 350 TO 400 PER MONTH FOR INFANTS, AND TO ELIMINATE THE WAITING LIST. INCLUDED IN THIS APPROPRIATION IS FUNDING FOR THE CHILD CARE GRANT PROGRAM, TRAINING & EDUCATION, AND DEVELOPMENTALLY DISABLED DAY CARE PROGRAM AT THE LEVEL REQUESTED BY THE GOVERNOR.

AGENCY RESPONSE: THE DIVISION INCREASED THE SUBSIDY FOR THE DAY CARE ASSISTANCE PROGRAM WITH GEOGRAPHIC DIFFERENTIAL TO \$300 PER MONTH FOR CHILDREN AND 400 PER MONTH FOR INFANTS. DUE TO DEMAND BEYOND THE DIVISION'S PROJECTIONS, THE DIVISION WAS UNABLE TO ELIMINATE THE WAITING LIST.

FY85 INTENT: THE DEPARTMENTS OF COMMUNITY AND REGIONAL AFFAIRS AND HEALTH AND SOCIAL SERVICES SHOULD WORK CLOSELY TOGETHER TO ENSURE THAT AFDC PARTICIPANTS ARE AWARE OF THE PROGRAM.

AGENCY RESPONSE: THE DEPARTMENTS OF COMMUNITY AND REGIONAL AFFAIRS AND HEALTH AND SOCIAL SERVICES ARE WORKING TOGETHER TO ASSURE THAT AFDC RECIPIENTS NOT ON THE DAY CARE ASSISTANCE PROGRAM ARE REFERRED TO THEIR LOCAL COMMUNITY ADMINISTRATOR.

FY85 INTENT: THE SUM OF \$150,000 IS APPROPRIATED TO THE DEPARTMENT AS A DIRECT GRANT TO THE CITY OF FAIRBANKS FOR LATCH KEY PROGRAMS.

AGENCY RESPONSE: VETOED BY THE GOVERNOR.

FY85 INTENT: THE SUM OF \$160,000 IS APPROPRIATED TO THE DEPARTMENT AS A DIRECT GRANT TO THE MUNICIPALITY OF ANCHORAGE FOR LATCH KEY PROGRAMS.

AGENCY RESPONSE: VETOED BY THE GOVERNOR.

11

January 25, 1985

The Honorable Sam Cotten
Alaska State House
Pouch V
Juneau, AK 99811

Dear Representative Cotten:

In response to your request for information on a supplemental for the Day Care Assistance Program, our staff has compiled the following information.

In October 1984, there were 347 families who were eligible but could not be served in 11 communities. Approximately 61% of those individuals were eligible for 100% subsidy. A schedule of the spread of individuals at the various subsidy levels is attached.

The average monthly billing to pay for the 2,125 clients is \$654,893 per month, and the waiting list totals \$150,998 per month.

In January 1985, the Department by statute reallocated funding between the 30 communities on the DCAP program. This resulted in a temporary remedy in that virtually all 100% subsidy parents will be able to be served by February 15. For instance, the Municipality of Anchorage will be able to serve all 144 of their 100% parents, leaving 106 unserved parents at the 90-10% subsidy levels unserved.

To serve the remaining families on the waiting list would cost approximately \$68,000 per month.

Reallocation has significantly eased the waiting lists across the state, especially in the Municipality of Anchorage, the Mat-Su Borough and the Kenai area. Waiting lists for parents applying for service from January through June will begin again immediately. However, as our regulations state, if any openings do occur by parents dropping out of the program, single working parents at the 100% subsidy level have first priority.

The Honorable Sam Cotten
Re: Day Care Assistance Program
January 25, 1985
Page Two

I will be glad to provide you with any more detailed information on any aspect of this information should you wish it.

Sincerely,

Emil Notti
Commissioner

Enclosure

The Honorable Sam Cotten
Re: Day Care Assistance Program
January 25, 1985
Page Three

Distribution of DCAP Clients by Subsidy Level
October 1984

<u>Percent Subsidy</u>	<u>Percent DCAP Parents</u>
100%	61%
90%	7%
80%	7%
70%	6%
60%	5%
50%	4.9%
40%	2%
30%	2%
20%	1%

The waiting list generally follows the same characteristics, although it may vary slightly community by community.

STATE OF ALASKA

DEPT. OF COMMUNITY & REGIONAL AFFAIRS

OFFICE OF THE COMMISSIONER

March 11, 1985

BILL SHEFFIELD, GOVERNOR

POUCH B
JUNEAU, ALASKA 99811
PHONE: (907) 465-4700

349 E. 36TH AVENUE, SUITE 400
ANCHORAGE, ALASKA 99508
PHONE: (907) 563-1073

POSITION PAPER

RE: House Bill 230

SPONSOR: Representative Gruenburg, et. al.

Program Effects of Bill


As of February 1985, there were 320 families statewide on the Day Care Assistance waiting list, with the bulk of them in Anchorage, and Kenai. To serve all these families would cost \$98,560 a month. Approximately 70% of those on the waiting list, or 209 families, are at the 100% subsidy level. To serve these families would cost approximately \$64,372 per month. This supplemental would assist approximately 209 families statewide at the 100% level from mid-April to June 1985.

Comments

The waiting list for Day Care Assistance is growing at a faster rate than previously predicted. In early January 1985, the Department reallocated funding between the 30 communities on the Day Care Assistance Program. This resulted in reducing the waiting list to 136 parents and was sufficient to serve all 100% subsidy families. In the two subsequent months, approximately 184 new families have applied for and became eligible for the service.

Passage of the supplemental would commit the State to an additional \$64,372 per month or \$772,464 per year in order that those families continue to receive service through FY86. To eliminate the current waiting list would cost \$98,560 per month or \$1,182,720 per year.

The Department supports this intent of this legislation, but does not have available resources to reprogram to implement this increase.


Emil Notti, Commissioner

BACK-UP INFORMATION

February Waiting List: 320 Families
70% or 209 families are 100% subsidy

\$308 is average cost of DCAP parent

Per month cost: 209 x \$308 = \$64,372
\$64,372 x 3 = \$193,116

<u>Location</u>	<u>Families</u>	<u>Cost</u>	<u>Time to Process Funds</u>
Anchorage	211	\$78,050	4 Weeks
Juneau	18	8,590	2-3 Weeks
Kenai	33	18,750	1 Week
N-Kenai	15	6,336	1 Week
Mat-su	13	8,030	2 Days
Seward	18	6,377	1 Week
Homer	12	2,416	Unknown

COMMITTEE REPORT

HOUSE

3/11

(7)

FURTHER: FINANCE

2/25/85

Date: _____

Mr. Speaker:

The Committee on COMMUNITY & REGIONAL AFFAIRS has had HB 230

"An Act making a supplemental appropriation to the Department of Community and Regional Affairs to eliminate the waiting list for day care assistance; and providing for an effective date."

under consideration and reports it back as follows:

- do pass do not pass
- do pass with attached amendments(s)
- replace with CS for _____ same title
 new title
- and recommends _____
- AND attaches a "Letter of Intent" New Fiscal Note
- reports it back without recommendation Zero Fiscal Note Attached
- referred to the _____ Committee

MEMBERS SIGNING
DO PASS

MEMBERS HAVING
OTHER RECOMMENDATIONS:

A. C. H. DO NOT PASS

CHAIRMAN



RECORDS CERTIFICATION



I, the undersigned, an employee of the State of Alaska, do hereby certify that the microfilm images on this microform are accurate reproductions of the original records of the State of Alaska as accumulated during the regular course of business, and that it is the established policy and practice of this State to microfilm its records and to dispose of the original records after microfilm reproductions have been made.

James O. Smith
Signature of Camera Operator

7/25/89
Date