

S

B

282

IN THE SENATE

BY FERGUSON BY REQUEST

SENATE BILL NO. 282

IN THE LEGISLATURE OF THE STATE OF ALASKA  
THIRTEENTH LEGISLATURE - FIRST SESSION

A BILL.

For an Act entitled: "An Act relating to chief school administrators; and providing for an effective date."

BE IT ENACTED BY THE LEGISLATURE OF THE STATE OF ALASKA:

\* Section 1. AS 14.14.130 is amended by adding new subsections to read:

(d) A person employed as the chief school administrator for a regional education attendance area may not accept any other employment during the school year. The salary, including cost of living and longevity adjustments and with the monetary value of all benefits received, may not in the aggregate exceed the annual salary of the governor under AS 39.20.010 as adjusted in the manner provided by AS 39.27.020 unless approved by the school board and the legislative Budget and Audit Committee.

(e) A contract with a person employed as the chief school administrator may not provide for deferred benefits following termination of employment except for those deferred benefits available to all certified employees of the district.

(f) A person employed as the chief school administrator for a regional education attendance area may not be absent from the district for more than 6 consecutive days while school is in session unless on sick or military leave approved by the school board and the legislative Budget and Audit Committee.

(g) A person employed as the chief school administrator for a regional education attendance area may take sabbatical leave only if the leave is approved by the school board and the legislative Budget

and Audit Committee. The chief school administrator for a regional education attendance area may not receive more than one-half salary during absence for sabbatical. If the chief school administrator for a regional education attendance area is not employed by the district for three consecutive years upon returning from sabbatical, unless incapacitated due to medical reasons approved by the school board and the legislative Budget and Audit Committee, all compensation paid by the district during sabbatical must be repaid at the rate of one-third for each year not served.

(h) A contract issued to the chief school administrator for a regional education attendance area may not exceed three years in duration and negotiations for its renewal may not commence prior to 180 days before its expiration.

\* Sec. 2. AS 14.20.207(1) is amended to read:

(1) "teacher" means a person serving in a teaching, counseling, or administrative capacity and required to be certificated in order to hold the position, but does not mean a person employed as chief school administrator for the purpose of 14.20.150;

\* Sec. 3. This Act takes effect immediately in accordance with AS 01.10.070(c).

A SPECIAL REVIEW OF THE  
DEPARTMENT OF EDUCATION  
BERING STRAIT REAA  
ADVENTURE-BASED EDUCATION PROGRAM

For the Fiscal Year Ended June 30, 1981

AUDIT CONTROL NUMBER  
05-012-0004-S

Commissioner, Department of Education

Marshall L. Lind

Deputy Commissioner, Department of  
Education

Robert Van Slyke

# STATE OF ALASKA

## THE LEGISLATURE

BUDGET AND AUDIT COMMITTEE

AUDIT DIVISION  
POUCH W—ALASKA OFFICE BUILDING

FINANCE DIVISION  
POUCH WF—STATE CAPITOL

JUNEAU, ALASKA 99811

October 1, 1981

Members of the  
Legislative Budget and Audit Committee:

In accordance with Title 24 of the Alaska Statutes and a special request of the Legislative Budget and Audit Committee, the attached report is submitted for your review.

A SPECIAL REVIEW OF THE  
DEPARTMENT OF EDUCATION  
BERING STRAIT REAA  
ADVENTURE-BASED EDUCATION PROGRAM

For the Fiscal Year Ended June 30, 1981



Gerald L. Wilkerson, CPA  
Legislative Auditor  
Division of Legislative Audit

TABLE OF CONTENTS

	<u>Page</u>
Purpose of the Review. . . . .	1
Organization and Function. . . . .	2
Findings and Recommendations . . . . .	3
Chronology of Events Regarding Adventure-Based Education Funds. . . . .	5
Schedules:	
Summary Schedule of Project	
Expenditures by Object Group . . . . .	7
Analysis of Expenditures by Project. . . . .	8
Notes to Analysis of Expenditures by Project. . . . .	15
Agency Response:	
Department of Education. . . . .	16

PURPOSE OF THE REVIEW

In accordance with a Legislative Budget and Audit Committee request, and the provisions of Title 24 of the Alaska Statutes, a special review of funds appropriated in 1980 to the Department of Education for a grant to the Bering Strait REAA for adventure-based education projects was conducted to determine the current status of the appropriation.

## ORGANIZATION AND FUNCTION

Section 16, Chapter 50, SLA 1980 appropriated \$300,000 to the Department of Education to be awarded in the form of a grant to the Bering Strait REAA for adventure-based education.

AS 14.30.500 states that an adventure-based education program should be designed to bring adventure-based education to high school students and appropriate juvenile offenders. The program should include provisions for basic skills-learning and skills-generalization. Skills-learning includes physical conditioning, technical training, and safety training, while skills-generalization includes vocational counseling and placement, family and interpersonal counseling, community service systems, etc.

The responsibility for determining the acceptability of projects submitted by the Bering Strait REAA rested with the Department of Education.

## FINDINGS AND RECOMMENDATIONS

### Recommendation No. 1

The Department of Education should establish a firm date when the \$300,000 encumbrance for adventure-based education will lapse.

Section 16, Chapter 50, SLA 1980 appropriated \$300,000 to the Department of Education. The funds were to be awarded by the Department as a grant to the Bering Strait REAA for adventure-based education projects.

AS 14.30.500 sets forth the criteria which an adventure-based program/project must meet in order to qualify for State support.

On September 29, 1980, the Attorney General issued an opinion based on a review of the proposal submitted by the Bering Strait REAA that projects sponsored by the REAA did not meet the conditions required by AS 14.30.500. The opinion pointed out that students who did not qualify had participated in the projects, and the projects included in the proposal did not meet the criteria required by AS 14.30.500, e.g., basic skills-learning and skills-generalization. Skills-learning includes physical conditioning, technical training and safety training, while skills-generalization includes vocational counseling and placement, family and interpersonal counseling, community service systems, etc. As a result of the Attorney General's opinion, the Department of Education elected not to release the funds to the REAA.

In May of 1981 the Department of Education requested appropriate information which would allow the Department to release the funds. The REAA submitted data to the Department. However, the Attorney General stated that the information did not satisfy the criteria included in AS 14.30.500.

On June 23, 1981, the Department of Education again contacted the REAA requesting information which would allow the Department to release the funds. The Department encumbered the \$300,000 on June 24, 1981, in order to prevent the funds from lapsing before the REAA had sufficient time to furnish appropriate documentation for approximately \$228,000 in expenditures.

As of October 1, 1981, the REAA had not furnished any additional documentation to support its Fiscal Year 1981 adventure-based education projects expenditures.

In order to expedite disposing of the encumbrance, the Department of Education should establish a firm date by which the Bering Strait REAA must provide the required documentation. If adequate documentation has not been submitted by that time, the encumbrance should be reversed and the appropriation lapsed to the General Fund.

STATE OF ALASKA  
 DEPARTMENT OF EDUCATION  
 BERING STRAIT REAA  
 ADVENTURE-BASED EDUCATION PROGRAM  
 CHRONOLOGY OF EVENTS REGARDING  
ADVENTURE-BASED EDUCATION FUNDS  
 For the Fiscal Year Ended June 30, 1981

<u>Date</u>	<u>Description</u>
August 30, 1979	Section 3, Chapter 86, SLA 1979, adding a section to Title 14 of the Alaska Statutes with regard to adventure-based education, becomes effective.
May 31, 1980	Section 16, Chapter 50, SLA 1980 appropriated \$300,000 from the General Fund to the Department of Education, special programs, for payment as a grant to the Bering Strait REAA for an adventure-based education program.
August 4, 1980	Bering Strait REAA requests that the Department of Education disburse \$300,000 for adventure-based education programs.
September 19, 1980	Bering Strait REAA advised by the Commissioner of the Department of Education that there is a question regarding the Department's legal authority to release the funds.
September 29, 1980	The Attorney General issues an opinion stating that the Bering Strait REAA is not in compliance with the provisions of AS 14.30.500 regarding qualifications for adventure-based programs. The Attorney General states that funding should be withheld by the Department pending compliance by the REAA.
September 30, 1980	Bering Strait REAA requests transfer of \$300,000 in Fiscal Year 1981 adventure-based education funds from the Department of Education.

(continued next page)

STATE OF ALASKA  
 DEPARTMENT OF EDUCATION  
 BERING STRAIT REAA  
 ADVENTURE-BASED EDUCATION PROGRAM  
CHRONOLOGY OF EVENTS REGARDING  
ADVENTURE-BASED EDUCATION FUNDS  
 For the Fiscal Year Ended June 30, 1981

<u>Date</u>	<u>Description</u>
November 3, 1980	The Department of Education advises Bering Strait REAA that funding of the adventure-based education projects initiated by the REAA would be withheld pending submission of an acceptable proposal by the REAA.
May 1, 1981	The Department of Education informs the Bering Strait REAA that an acceptable proposal must be submitted by May 15, 1981.
May 19, 1981	Bering Strait REAA submits a proposal to the Department of Education.
May 26, 1981	The Commissioner of Education requests an opinion of the Attorney General regarding the REAA's proposal.
June 1, 1981	The Attorney General advises the Commissioner of the Department of Education that the program described in the proposal does not meet statutory adventure-based education criteria.
June 2, 1981	The Department of Education again denies funding to Bering Strait REAA.
June 23, 1981	The Commissioner of the Department of Education informs the Superintendent of the Bering Strait REAA that the \$300,000 appropriation has been encumbered so that reimbursement to the REAA for expenses in the operation of the project can be initiated upon the receipt of proper documentation.

STATE OF ALASKA  
DEPARTMENT OF EDUCATION  
BERING STRAIT REAA  
ADVENTURE-BASED EDUCATION  
SUMMARY OF PROJECT EXPENDITURES BY OBJECT GROUP  
For the Fiscal Year Ended June 30, 1981

Description	Program Adminis- trative Costs	Soapy Smith	Bethel Musical	Juneau Survival Training	Anchorage Music	European Tour	Ski Trip	Totals
Consultant Fees	\$18,530.00	\$19,850.00	\$ 5,910.00	\$12,000.00	\$24,000.00	\$24,943.85	\$ 500.00	\$106,033.85
Communications	2,788.45	-0-	73.75	-0-	-0-	-0-	-0-	2,862.20
Travel	9,155.58	2,224.26	4,403.08	127.00	-0-	64,854.00	7,649.87	88,413.79
Purchased Services	351.45	1,715.21	2,528.89	9,938.20	-0-	375.00	405.00	15,313.75
Teaching Supplies	-0-	-0-	57.80	-0-	-0-	753.19	222.63	1,033.62
Office Supplies	160.60	-0-	14.90	-0-	-0-	-0-	-0-	175.50
Food	-0-	-0-	-0-	3,593.92	-0-	-0-	-0-	3,593.92
Other Supplies	-0-	604.42	-0-	-0-	-0-	-0-	-0-	604.42
Equipment	264.95	1,004.47	507.30	6,694.48	-0-	-0-	2,150.00	10,621.20
<u>Totals</u>	<u>\$31,551.03</u>	<u>\$25,398.36</u>	<u>\$13,495.72</u>	<u>\$32,353.60</u>	<u>\$24,000.00</u>	<u>\$90,926.04</u>	<u>\$10,927.50</u>	<u>\$228,652.25</u>

STATE OF ALASKA  
DEPARTMENT OF EDUCATION  
BERING STRAIT REAA  
ADVENTURE-BASED EDUCATION  
ANALYSIS OF EXPENDITURES BY PROJECT  
For the Fiscal Year Ended June 30, 1981  
(Note 1)

<u>Project</u>	<u>Date</u>	<u>Amount</u>
<u>Program Administrative Costs</u>		
<u>Consultant Fees</u>		
C. Basler - 06/15/80-06/30/80	07/14/80	\$ 1,000.00
C. Basler - 07/01/80-07/31/80	07/02/80	2,000.00
C. Basler - 08/01/80-08/31/80	08/05/80	2,000.00
C. Basler - 09/01/80-09/30/80	09/05/80	2,000.00
C. Basler - 10/01/80-10/31/80	09/26/80	2,000.00
C. Basler - 11/01/80-11/30/80	11/10/80	2,000.00
C. Basler - 12/01/80-12/31/80	11/24/80	2,000.00
C. Basler - Overpayment	1. 22/80	1,000.00
C. Basler - 82 hours additional between 01/13/81 and 06/26/81 (Note 2)	07/10/81	3,280.00
P. Fisher - 11/01/80-11/20/80	11/01/80	575.00
T. Miller - 07/01/80-07/31/80	07/14/80	975.00
		18,830.00
<u>Total Consultant Fees</u>		
<u>Communications</u>		
Telephone Bill	08/04/80	389.05
Telephone Bill	09/11/80	299.59
Telephone Bill	10/15/80	214.22
Telephone Bill	11/12/80	424.32
Telephone Bill	12/18/80	598.65
Telephone Bill	12/19/80	263.00
Unidentified		210.85
Telephone Bill - C. Basler	02/19/81	388.77
		2,788.45
<u>Total Communications</u>		
<u>Travel</u>		
<u>Airfare</u>		
M. Goodhue	09/12/80	254.00
J. Tongen	07/22/80	54.11
R. Hohman	08/21/80	1,618.35
C. Basler	09/10/80	222.00
M. Thomas	10/01/80	212.20
K. Hohman	10/09/80	601.30
R. Hohman	12/17/80	772.00
R. Hohman	12/17/80	864.04
R. Hohman	01/30/81	552.00
C. Basler	09/07/80	228.00
C. Basler	08/21/80	246.00
C. Basler	07/25/80	95.00
C. Basler	10/10/80	190.00
C. Basler	10/10/80	290.00
C. Basler	01/14/81	290.00
C. Basler	01/14/81	228.00
C. Basler	01/28/81	484.18
C. Basler	02/19/81	104.47
C. Basler	07/10/81	326.25
C. Basler	09/21/81	212.00
C. Basler	10/26/81	289.86
<u>Per Diem</u>		
M. Goodhue	09/12/80	60.00
C. Basler	07/23/80	136.47
C. Basler	09/02/80	104.70
C. Basler - lodging	09/02/80	229.58
C. Basler	09/03/80	200.00
C. Basler - lodging	10/15/80	62.09
C. Basler	11/12/80	168.98

(continued next page)

STATE OF ALASKA  
 DEPARTMENT OF EDUCATION  
 BERING STRAIT REAA  
 ADVENTURE-BASED EDUCATION  
 ANALYSIS OF EXPENDITURES BY PROJECT  
 For the Fiscal Year Ended June 30, 1981  
 (Note 1)

<u>Project</u>	<u>Date</u>	<u>Amount</u>
<u>Program Administrative Costs (cont'd)</u>		
<u>Travel (cont'd)</u>		
<u>Goldstreak</u>		
Wien	10/10/80	\$ 30.00
Wien	10/10/80	30.00
<u>Total Travel</u>		<u>9,155.58</u>
<u>Various Vendors</u>		
Adj. Entries		351.45
<u>Total Various Vendors</u>		<u>351.45</u>
<u>Office Supplies</u>		
Petty Cash and Miscellaneous Supplies	07/11/80	100.00
Storage Charge - Hortons Auke Bay	10/22/80	60.60
<u>Total Office Supplies</u>		<u>160.60</u>
<u>Equipment</u>		
Yukon Office Supply	09/03/80	264.95
<u>Total Equipment</u>		<u>264.95</u>
<u>Total Program Administrative Costs</u>		<u>31,551.03</u>
<u>Soapy Smith</u>		
<u>Consultant Fees</u>		
T. Biss	07/01/80	2,250.00
T. Biss	07/15/80	750.00
T. Biss	07/30/80	1,500.00
T. Biss	08/13/80	2,000.00
T. Biss	08/29/80	1,000.00
Ekvall-Stern Communication Group	07/01/80	3,150.00
Ekvall-Stern Communication Group	07/15/80	1,050.00
Ekvall-Stern Communication Group	07/30/80	2,100.00
Ekvall-Stern Communication Group	09/11/80	2,450.00
C. Yager	07/14/80	525.00
C. Yager	08/18/80	1,050.00
C. Yager	09/11/80	525.00
T. Eckles	08/13/80	1,500.00
<u>Total Consultant Fees</u>		<u>19,850.00</u>
<u>Travel</u>		
<u>Airfare</u>		
Ekvall-Stern Communication Group	07/01/80	222.00
T. Biss	07/01/80	457.00
T. Eckles	08/13/80	241.00
Ekvall-Stern Communication Group	09/11/80	228.00
T. Biss	10/31/80	90.00
<u>Car Rental</u>		
C. Yager	07/28/80	20.26
Unidentified 07/10/80-08/11/80	09/02/80	900.00

(continued next page)

STATE OF ALASKA  
DEPARTMENT OF EDUCATION  
BERING STRAIT REAA  
ADVENTURE-BASED EDUCATION  
ANALYSIS OF EXPENDITURES BY PROJECT  
For the Fiscal Year Ended June 30, 1981  
(Note 1)

<u>Project</u>	<u>Date</u>	<u>Amount</u>
<u>Soapv Smith (cont'd)</u>		
<u>Travel (cont'd)</u>		
<u>Freight</u>		
Wien Goldstreak	07/31/80	\$ 30.00
Wien Goldstreak	08/07/80	30.00
D&G Express	09/02/80	6.00
<u>Total Travel</u>		<u>2,224.26</u>
<u>Purchased Services</u>		
C. Yager	07/29/80	77.35
Blaines Art Frame	07/29/80	107.65
Air Freight - Wien	07/31/80	30.00
Lang Enterprises - Electrical	09/02/80	32.00
Air Freight - Lighting - Wien	10/10/80	392.24
Alaska Stagecraft Lighting Rental	11/30/80	1,075.97
<u>Total Purchased Services</u>		<u>1,715.21</u>
<u>Other Supplies</u>		
Blaines Art Frame	07/29/80	50.00
Caroles Custom Shop	07/29/80	125.00
Stagecraft Industries	08/14/80	185.00
Ekvall-Stern Communication Group - Supplies	09/11/80	244.42
<u>Total Other Supplies</u>		<u>604.42</u>
<u>Equipment</u>		
Pictures	08/01/80	1,004.47
<u>Total Equipment</u>		<u>1,004.47</u>
<u>Total Soapv Smith</u>		<u>25,398.36</u>
<u>Musical</u>		
<u>Consultant Fees</u>		
J. Ingalls	07/01/80	281.00
J. Ingalls	07/14/80	281.00
J. Ingalls	07/26/80	563.00
P. Fisher	07/01/80	281.00
P. Fisher	07/14/80	281.00
P. Fisher	07/26/80	1,413.00
B. Roderick	07/01/80	281.00
B. Roderick	07/01/80	844.00
T. Tibbett	07/01/80	281.00
T. Tibbett	07/14/80	281.00
T. Tibbett	07/26/80	563.00
M. Bean	07/15/80	100.00
J. Chief, Jr.	07/15/80	100.00
Reimburse Payment to Dancers - J. Ingalls	07/26/80	360.00
<u>Total Consultant Fees</u>		<u>5,910.00</u>
<u>Communications</u>		
Telephone Bill - Legislative Affairs	09/02/80	73.75
<u>Total Communications</u>		<u>73.75</u>

(continued next page)

STATE OF ALASKA  
DEPARTMENT OF EDUCATION  
SERING STRAIT REAA  
ADVENTURE-BASED EDUCATION  
ANALYSIS OF EXPENDITURES BY PROJECT  
For the Fiscal Year Ended June 30, 1981  
(Note 1)

<u>Project</u>	<u>Date</u>	<u>Amount</u>
<u>Musical (cont'd)</u>		
<u>Travel</u>		
<u>Airfare</u>		
Wien - four passengers	07/01/80	\$ 444.00
T. Tibbett	07/02/80	394.00
B. Roderick	09/10/80	283.00
T. Tibbett	07/26/80	241.00
J. Ingalls	10/10/80	241.00
P. Fisher	10/10/80	241.00
C. Basler	10/10/80	114.00
Journal Entry	08/31/80	241.00
<u>Per Diem</u>		
T. Tibbett	07/02/80	104.08
Migration Music - T. Tibbett	07/14/80	262.50
B. Roderick	07/14/80	262.50
Crackling Goose Productions	07/14/80	262.50
J. Ingalls	07/14/80	262.50
B. Roderick	07/26/80	262.50
Crackling Goose Productions - P. Fisher	07/26/80	262.50
J. Ingalls	07/26/80	262.50
T. Tibbett	07/26/80	262.50
<u>Total Travel</u>		<u>4,403.08</u>
<u>Purchased Services</u>		
Airfreight - Bagpipes	07/09/80	21.50
Airfreight - Camera	07/09/80	20.75
Airfreight - Bagpipes	07/11/80	106.23
Airfreight - Various	07/14/80	115.91
D&E Express	07/24/80	6.00
Wien	08/27/80	20.00
Swansons	08/14/80	857.98
Tundra Drums	08/14/80	44.00
Art Supply	08/14/80	76.06
Tundra Drums	09/11/80	102.00
Airfreight	10/15/80	15.50
Airfreight	10/15/80	50.95
D&E Express	10/15/80	6.00
Swansons - Equipment	11/30/80	765.71
Miscellaneous Freight Charges JE2-6	02/27/81	356.25
Check #151 - Not Paid		(44.00)
<u>Total Purchased Services</u>		<u>2,528.89</u>
<u>Teaching Supplies</u>		
Art Supplies	09/11/80	57.80
<u>Total Teaching Supplies</u>		<u>57.80</u>
<u>Office Supplies</u>		
Legislative Information - Xerox Copies	09/02/80	14.90
<u>Total Office Supplies</u>		<u>14.90</u>

STATE OF ALASKA  
 DEPARTMENT OF EDUCATION  
 BERING STRAIT REAA  
 ADVENTURE-BASED EDUCATION  
 ANALYSIS OF EXPENDITURES BY PROJECT  
 For the Fiscal Year Ended June 30, 1981  
 (Note 1)

<u>Project</u>	<u>Date</u>	<u>Amount</u>
<u>Musical (cont'd)</u>		
<u>Equipment</u>		
Olympus OM3 Camera	07/02/80	\$ 444.80
Unidentified	07/15/80	62.50
<u>Total Equipment</u>		<u>507.30</u>
<u>Total Musical</u>		<u>13,495.72</u>
<u>Juneau</u>		
<u>Consultant Fees</u>		
C. Thoma	08/07/80	2,400.00
C. Thoma	09/09/80	3,600.00
C. Thoma	09/18/80	3,000.00
C. Thoma	09/22/80	3,000.00
<u>Total Consultant Fees</u>		<u>12,000.00</u>
<u>Travel</u>		
R. Sievenpiper	10/10/80	127.00
<u>Total Travel</u>		<u>127.00</u>
<u>Purchased Services</u>		
Micro Bottles	08/04/80	35.00
Freight on Bottles	10/21/80	23.00
Boat Rental - Grizzly Bear Tours	08/15/80	1,750.00
Boat Rental - Grizzly Bear Tours	09/09/80	1,750.00
Boat Rental - Grizzly Bear Tours	09/17/80	3,500.00
Boat Rental - Grizzly Bear Tours	10/22/80	2,880.20
<u>Total Purchased Services</u>		<u>9,938.20</u>
<u>Food</u>		
Mark N' Pack	09/12/80	979.82
Mark N' Pack	11/30/80	2,614.10
<u>Total Food</u>		<u>3,593.92</u>
<u>Equipment</u>		
C. Thoma - Advance on Equipment	08/07/80	500.00
Chandler Suggest Sports	09/12/80	420.56
Dorchas Water & Sewer Supply Company	09/12/80	1,004.51
Sunshine Sports	09/12/80	2,067.40
Home Reconditioning - Spray Covers	11/30/80	593.40
Juneau Surplus Div. Equip.	11/30/80	451.05
B&A Distributing Company	11/30/80	1,493.45
Ace Hardware	11/30/80	164.11
<u>Total Equipment</u>		<u>6,694.48</u>
<u>Total Juneau</u>		<u>32,352.60</u>

(continued next page)

STATE OF ALASKA  
DEPARTMENT OF EDUCATION  
SERING STRAIT REA  
ADVENTURE-BASED EDUCATION  
ANALYSIS OF EXPENDITURES BY PROJECT  
For the Fiscal Year ended June 30, 1981  
(Note 1)

<u>Project</u>	<u>Date</u>	<u>Amount</u>
<u>Anchorage</u>		
<u>Consultant Fees</u>		
Kastan School of Music	08/11/80	\$ 4,800.00
Kastan School of Music	09/11/80	3,200.00
Kastan School of Music	10/13/80	3,800.00
Kastan School of Music	11/30/80	3,600.00
Kastan School of Music	12/19/80	3,400.00
<u>Total Consultant Fees</u>		<u>24,000.00</u>
<u>Total Anchorage</u>		<u>24,000.00</u>
<u>European Trip</u>		
<u>Consultant Fees</u>		
C. Yager	09/11/80	350.00
C. Yager	11/01/80	1,800.00
D. Maddox	07/31/80	5,000.00
D. Maddox	09/17/80	2,733.00
D. Maddox	09/17/80	2,100.00
Pd. to T. Miller for Wire Advance to Maddox	08/14/80	1,000.00
Cackling Goose Productions	08/18/80	1,000.00
Cackling Goose Productions	08/30/80	2,000.00
Cackling Goose Productions	09/14/80	3,000.00
Cackling Goose Productions	09/22/80	1,000.00
C. Collins	11/01/80	600.00
C. Collins	05/18/81	150.00
P. Dean	11/01/80	600.00
P. Dean	05/18/81	150.00
R. Richardson - Payment to Legislative Affairs for Ruth Richardson Salary 09/26/80-10/31/80	12/19/80	4,435.85
Refund Miller (Ref. Check No. 155)		(975.00)
<u>Total Consultant Fees</u>		<u>24,943.85</u>
<u>Travel</u>		
Anchorage Hotel - European Travelers	11/30/80	925.58
Allways Travel - Bus Charter	11/30/80	520.00
Allways Travel - Airline Tickets	09/09/80	14,248.00
Wien - D. Maddox	09/08/80	114.00
D. Maddox - Airfare - Liverpool	09/17/80	542.00
Allways Travel - Airline Tickets	09/18/80	5,125.00
Goldstreak - Alaska Airlines	09/22/80	23.00
British Airways - C. Basler	09/25/80	533.00
Goldstreak - Alaska Airlines	09/18/80	46.00
Allways Travel	10/15/80	25.00
Wien Air Freight, Bethel - Liverpool		
Journal Entry	06/30/81	1,587.42
Wien - Excess Baggage Charge	11/01/80	105.00
J. Barber - Passport Photos	09/02/80	290.00
Legislative Affairs - Maddox Ticket to London and Return	08/13/80	1,153.00
H. Thomas - Travel Advance	10/07/80	2,500.00
H. Thomas	10/09/80	398.78
Travel Expenses Paid Out of Barclay's Bank Account (\$42,500 Deposited and \$6,806.78 Returned).		35,693.22
Check Not Clearing Bank 1/95		(25.00)
Cackling Goose Per Diem	08/18/80	350.00
Cackling Goose Per Diem	08/30/80	175.00
Cackling Goose Per Diem	09/14/80	525.00
<u>Total Travel</u>		<u>64,354.00</u>

(continued next page)

STATE OF ALASKA  
DEPARTMENT OF EDUCATION  
BERING STRAIT REAA  
ADVENTURE-BASED EDUCATION  
ANALYSIS OF EXPENDITURES BY PROJECT  
For the fiscal year ended June 30, 1981  
(Note 1)

<u>Project</u>	<u>Date</u>	<u>Amount</u>
<u>European Trip (cont'd)</u>		
<u>Various Vendors</u>		
Alaska Stagecraft - Lights Rental	10/31/80	\$ 375.00
<u>Total Various Vendors</u>		<u>375.00</u>
<u>Teaching Supplies</u>		
Swansons - Tour Boxes	09/11/80	550.33
C. Yager - Materials	09/11/80	11.62
Cackling Goose Productions - Equipment	10/22/80	62.99
Alaskan School Supplies	10/01/80	127.75
<u>Total Teaching Supplies</u>		<u>753.19</u>
<u>Total European Trip</u>		<u>90,926.04</u>
<u>Ski Trip</u>		
<u>Consultant Fees</u>		
Consultant Fees	02/17/81	500.00
<u>Total Consultant Fees</u>		<u>500.00</u>
<u>Travel</u>		
Various Vendors	02/17/81	2,739.37
Alaska Airlines	04/09/81	2,840.50
National Car Rental	04/09/81	175.53
Gene's Auto	03/05/81	204.72
Alaska Railroad	08/17/81	349.75
Bering Air	03/13/81	1,340.00
<u>Total Travel</u>		<u>7,649.87</u>
<u>Purchased Services</u>		
Various Vendors	02/17/81	405.00
<u>Total Purchased Services</u>		<u>405.00</u>
<u>Teaching Supplies</u>		
Detail Available	02/17/81	222.63
<u>Total Teaching Supplies</u>		<u>222.63</u>
<u>Equipment</u>		
Detail Available	02/17/81	2,150.00
<u>Total Equipment</u>		<u>2,150.00</u>
<u>Total Ski Trip</u>		<u>10,927.50</u>
<u>Total Adventure-Based Education</u>		<u>\$228,652.25</u>

STATE OF ALASKA  
DEPARTMENT OF EDUCATION  
BERING STRAIT REAA  
ADVENTURE-BASED EDUCATION  
NOTES TO ANALYSIS OF EXPENDITURES BY PROJECT  
For the Fiscal Year Ended June 30, 1981

Note 1 - Expenditures

This schedule includes all expenditures made to date in connection with Fiscal Year 1981 adventure-based education projects financed and directed by the Bering Strait REAA. In connection with the projects, the REAA paid some of the expenditures directly. In other instances, monies were disbursed to a temporary organization established by the REAA which paid for expenditures from a separate checking account. The disbursements to the temporary organization are not included herein, but the checks issued by the organization for expenditures are included.

Note 2 - Additional Compensation - Christian Basler

The contract between Christian Basler and the Bering Strait REAA called for the payment of \$13,000 at the rate of \$2,000 per month for the period June 15, 1980, through December 31, 1980. Any additional compensation required a written agreement. Mr. Basler submitted a claim for an additional 82 hours work performed between January 13, 1981, and June 26, 1981, at the rate of \$40 per hour. No written agreement was in evidence.

JAY S. HAMMOND  
GOVERNOR

DEPARTMENT OF EDUCATION

OFFICE OF THE COMMISSIONER

POUCH F  
STATE OFFICE BUILDING  
JUNEAU, ALASKA 99811  
PHONE:

January 5, 1982

RECEIVED  
JAN 07 1982

LEGISLATIVE  
AUDIT

Gerald L. Wilkerson, CPA  
Legislative Auditor  
Division of Legislative Audit  
Alaska Office Building  
Pouch W  
Juneau, Alaska 99811

Dear Mr. Wilkerson:

We have reviewed the Preliminary Audit reports on:

A Special Review of the Department of Education/Bering Strait REAA Adventure Based Education Program for the Fiscal Year ended June 30, 1981.

A Letter Report of the Department of Education, Northwest Arctic REAA, November 6, 1981.

The Special Review had one recommendation: "The Department of Education should establish a firm date when the \$300,000 encumbrance for Adventure Based Education will lapse." The Department of Education agrees with this finding.

Attached is a copy of a letter sent to the superintendent of the Bering Strait REAA notifying that district of our intention to lapse the encumbrance as of February 4.

The district was also notified that any request for reimbursement of funds expended must contain the information concerning program activities and participants required by the Attorney General's Opinion of September 29, 1980.

Any reimbursement requests meeting these criteria and received prior to February 4, 1982 will be honored; unexpended portions of the authorization will lapse on February 4, 1982.

Gerald L. Wilkerson

-2-

January 5, 1982

The Letter Report on the Northwest Arctic School District has been reviewed. There are no recommendations contained in the Letter Report; therefore, no action is contemplated by the department.

Sincerely,

*Marshall L. Lind*  
Marshall L. Lind *RLD*  
Commissioner

January 4, 1982

Ron Hekman, Superintendent  
Bering Strait Schools  
Box 1088  
Nome, Alaska 99762

Dear Mr. Hekman:


On December 21, this department received the preliminary draft of the Legislative Audit report on a Special Review of the Department of Education/Bering Strait RMA Adventure Based Education Program. A copy of the report is enclosed.

The report recommends that the "Department of Education should establish a firm date when the \$200,000 encumbrance for Adventure Based Education will lapse." In order to establish that date, I am requesting that your district forward additional documentation on the ABE projects administered during the FY 81 fiscal year, in order that we may make a determination as to what, if any, expenditures are eligible for reimbursement under the Adventure Based Education appropriation.

In supplying the documentation, I refer you to the Attorney General's letter to me of September 29, 1980, and to my letter to you of June 23, 1981. Both of these documents clearly outline the kinds of detail concerning programs and participants that we will need to make our determination.

As you recall, we notified you on June 2, 1981, that the backup information which you have furnished does not meet the requirements of the statute. Therefore, if you do not have, or wish to submit, further information, the encumbrance will lapse on February 4, 1982.

Sincerely,

  
Marshall L. Jirik  
Commissioner

PLEASE NOTE: THE FOLLOWING PAGES WERE TREATED  
AS A UNIT IN THE ORIGINAL DOCUMENT

# STATE OF ALASKA

A SPECIAL REPORT ON  
THE DEPARTMENT OF EDUCATION  
BERING STRAIT SCHOOL DISTRICT

July 1, 1980 - December 31, 1982

Audit Control Number



DIVISION OF LEGISLATIVE AUDIT  
Juneau, Alaska

A SPECIAL REPORT ON  
THE DEPARTMENT OF EDUCATION  
BERING STRAIT SCHOOL DISTRICT

July 1, 1980 - December 31, 1982

Audit Control Number

05-4159-83-S

Commissioner, Department of  
Education

Marshall L. Lind

Deputy Commissioner, Department  
of Education

Robert Van Slyke

# STATE OF ALASKA

AUDIT DIVISION  
POUCH W  
JUNEAU, ALASKA 99811

## THE LEGISLATURE

BUDGET AND AUDIT COMMITTEE

March 25, 1983

Members of the  
Legislative Budget and Audit Committee:

In accordance with the provisions of Title 24 of the Alaska Statutes, the attached report is submitted for your review.

A SPECIAL REPORT ON  
THE DEPARTMENT OF EDUCATION  
BERING STRAIT SCHOOL DISTRICT

July 1, 1980 - December 31, 1982



Gerald L. Wilkerson, CPA  
Legislative Auditor  
Division of Legislative Audit.

TABLE OF CONTENTS

	<u>Page</u>
Purpose of the Report. . . . .	1
Organization and Function. . . . .	3
Schedules:	
Summary of Salary and Other Benefits . . . . .	5
Notes to the Summary of Salary and Other Benefits. . . . .	9
Summary of District Travel . . . . .	11
Schedule of Board Travel . . . . .	13
Schedule of Superintendent's Travel. . . . .	15
Notes to the Schedule of Superintendent's Travel . . . . .	23
Schedule of Deputy Superintendent's Travel . . . . .	25
Notes to the Schedule of Deputy Superintendent's Travel . . . . .	29
Schedule of Travel - Other Key Personnel . . . . .	31
Response:	
Pering Strait School District. . . . .	39

PURPOSE OF THE REPORT

In accordance with a Legislative Budget and Audit Committee request and Title 24 of the Alaska Statutes, this special report has been prepared to document the salaries, benefits and travel expenses of key personnel of the Bering Strait School District.

(Intentionally left blank)

## ORGANIZATION AND FUNCTION

Alaska Statute 14.08 provides for public education in unorganized boroughs of the State to be administered by the regional school boards of each regional educational attendance area (also commonly referred to as school districts).

Title 14 also provides that, under the general supervision of the Department of Education, a regional educational attendance area shall be operated on an area-wide basis under the management and control of a regional school board. Powers vested with regional school boards include determining its own fiscal procedures; employing a chief school administrator; approving the employment of the professional administrators, teachers and noncertified personnel necessary to operate its schools; and establishing the salaries to be paid its employees.

(Intentionally left blank)

STATE OF ALASKA  
DEPARTMENT OF EDUCATION  
BERING STRAIT SCHOOL DISTRICT  
SUMMARY OF SALARY AND OTHER BENEFITS  
For the Fiscal Years 1983, 1982, 1981

Position	Fiscal Year		
	1982/83	1981/82	1980/81
<u>Superintendent</u>			
Salary (Note 1)	\$77,500	\$77,500	\$55,000
Annual/Sick Leave (days per year)	36/16	36/16	36/16
Health Insurance	Full Family Coverage	Full Family Coverage	Full Family Coverage
Life Insurance (Note 2)	Employee	Employee	Employee
Private Vehicle	\$250/mo. + Expenses + Insurance	\$250/mo. + Expenses + Insurance	\$250/mo. + Expenses + Insurance
Private Aircraft	\$75/hr. + Expenses	\$75/hr. + Expenses	\$75/hr. + Expenses
Rent Subsidy (Note 3)	\$230/mo.	\$230/mo.	\$230/mo.
Transportation	Actual	Actual	Actual
Lodging	(Note 4)	Actual	Actual
Food Allowance	(Note 4)	Actual	Actual
Entertainment	(Note 4)	Subject to Board Approval	Subject to Board Approval
Per Diem (Note 4)	\$115/day	_____	_____
Other Benefits	(Note 5)	(Note 5)	_____
<u>Deputy Superintendent</u>			
Salary	\$66,245	\$66,245	\$59,950
Annual/Sick Leave (days per year)	36/16	36/16	36/16
Health Insurance	Full Family Coverage	Full Family Coverage	Full Family Coverage
Life Insurance (Note 2)	Employee	Employee	Employee
Private Vehicle	\$300/mo. + Insurance	\$300/mo. + Insurance	\$250/mo.
Rent Subsidy (Note 3)	\$480/mo.	\$580/mo. ('81) \$480/mo. ('82)	\$450/mo. ('80) \$580/mo. ('81)
Transportation	Actual	Actual	Actual
Lodging	Actual	Actual	Actual
Food Allowance	\$30/day	\$30/day	\$30/day
Entertainment	Sup't. Prior Approval	Sup't. Prior Approval	Sup't. Prior Approval

STATE OF ALASKA  
DEPARTMENT OF EDUCATION  
BERING STRAIT SCHOOL DISTRICT  
SUMMARY OF SALARY AND OTHER BENEFITS  
For the Fiscal Years 1983, 1982, 1981

Position	Fiscal Year		
	1982/83	1981/82	1980/81
<u>Assistant Superintendent of Vocational Education</u>			
Salary	\$59,400	\$55,000	\$48,720
Annual/Sick Leave (days per year)	30/16	30/16	30/16
Health Insurance	Full Family Coverage	Full Family Coverage	Full Family Coverage
Life Insurance (Note 2)	Employee	Employee	Employee
Rent Subsidy (Note 3)	\$380/mo.	\$455/mo. ('81) \$380/mo. ('82)	\$455/mo.
Transportation	Actual	Actual	Actual
Lodging	Actual	Actual	Actual
Food Allowance	\$30/day	\$30/day	\$30/day
Entertainment	Sup't. Prior Approval	Sup't. Prior Approval	Sup't. Prior Approval
<u>Assistant Superintendent of Curriculum</u>			
Salary	\$56,160	\$52,000	\$43,260
Annual/Sick Leave (days per year)	30/16	24/16	5/16
Health Insurance	Full Family Coverage	Full Family Coverage	Full Family Coverage
Life Insurance (Note 2)	Employee	Employee	Employee
Rent Subsidy (Note 3)	\$380/mo.	\$215/mo. ('81) \$380/mo. ('82)	\$215/mo.
Transportation	Actual	Actual	Actual
Lodging	Actual	Actual	Actual
Food Allowance	\$30/day	\$30/day	\$30/day
Entertainment	Sup't. Prior Approval	Sup't. Prior Approval	Sup't. Prior Approval
<u>Business Manager</u>			
Salary	\$57,500	\$47,000	\$47,000
Annual/Sick Leave (days per year)	30/16	24/16	24/16
Health Insurance	Full Family Coverage	Full Family Coverage	Full Family Coverage

STATE OF ALASKA  
DEPARTMENT OF EDUCATION  
BERING STRAIT SCHOOL DISTRICT  
SUMMARY OF SALARY AND OTHER BENEFITS  
For the Fiscal Years 1983, 1982, 1981

<u>Position</u>	<u>Fiscal Year</u>		
	<u>1982/83</u>	<u>1981/82</u>	<u>1980/81</u>
<u>Business Manager (cont'd)</u>			
Life Insurance (Note 2)	Employee	Employee	Employee
Private Vehicle	\$300/mo.	_____	\$150/mo.
Rent Subsidy (Note 3)	\$480/mo.	\$215/mo. ('81) \$480/mo. ('82)	\$215/mo.
Transportation	Actual	Actual	Actual
Lodging	Actual	Actual	Actual
Food Allowance	\$30/day	\$30/day	\$30/day
Entertainment	Sup't. Prior Approval	Sup't. Prior Approval	Sup't. Prior Approval
<u>Director of Administration</u>			
Salary	\$54,006	_____	_____
Annual/Sick Leave (days per year)	24/16	_____	_____
Health Insurance	Full Family Coverage	_____	_____
Life Insurance (Note 2)	Employee	_____	_____
Rent Subsidy (Note 3)	\$480/mo.	_____	_____
Transportation	Actual	_____	_____
Lodging	Actual	_____	_____
Food Allowance	\$30/day	_____	_____
<u>Director of Curriculum and Instruction</u>			
Salary	\$50,623	_____	_____
Annual/Sick Leave (days per year)	24/16	_____	_____
Health Insurance	Full Family Coverage	_____	_____
Life Insurance (Note 2)	Employee	_____	_____
Rent Subsidy (Note 3)	\$480/mo.	_____	_____
Transportation	Actual	_____	_____
Lodging	Actual	_____	_____
Food Allowance	\$30/day	_____	_____

STATE OF ALASKA  
DEPARTMENT OF EDUCATION  
BERING STRAIT SCHOOL DISTRICT  
SUMMARY OF SALARY AND OTHER BENEFITS  
For the Fiscal Years 1983, 1982, 1981

<u>Position</u>	<u>Fiscal Year</u>		
	<u>1982/83</u>	<u>1981/82</u>	<u>1980/81</u>
<u>Director of Bilingual-Bicultural Education</u>			
Salary (10 months)	\$47,115	\$43,625	\$43,260
Annual/Sick Leave (days per year)	5/13	5/13	5/15
Health Insurance	Full Family Coverage	Full Family Coverage	Full Family Coverage
Life Insurance (Note 2)	Employee	Employee	Employee
Transportation	Actual	Actual	Actual
Lodging	Actual	Actual	Actual
Food Allowance	\$30/day	\$30/day	\$30/day
<u>Director of Special Education</u>			
Salary (10 months)	\$44,786	\$49,658	\$44,940
Annual/Sick Leave (days per year)	5/13	5/13	5/15
Health Insurance	Full Family Coverage	Full Family Coverage	Full Family Coverage
Life Insurance (Note 2)	Employee	Employee	Employee
Transportation	Actual	Actual	Actual
Lodging	Actual	Actual	Actual
Food Allowance	\$30/day	\$30/day	\$30/day
<u>Director of Transportation</u>			
Salary (10 months)	\$42,697	_____	_____
Annual/Sick Leave (days per year)	5/13	_____	_____
Health Insurance	Full Family Coverage	_____	_____
Life Insurance (Note 2)	Employee	_____	_____
Rent Subsidy (Note 3)	\$380/mo.	_____	_____
Transportation	Actual	_____	_____
Lodging	Actual	_____	_____
Food Allowance	\$30/day	_____	_____

STATE OF ALASKA  
DEPARTMENT OF EDUCATION  
BERING STRAIT SCHOOL DISTRICT  
NOTES TO SUMMARY OF SALARY AND OTHER BENEFITS  
For the Fiscal Years 1983, 1982, 1981

Note 1 - Superintendent's Salary

The Superintendent's 1980/81 contract provided for an annual salary of \$55,000. However, actual salary paid to the Superintendent totaled \$35,300 as a result of the school board authorizing leave without pay while he was lobbying for the Bering Strait, Northwest Arctic, and Yukon Koyukuk School Districts. The lobbying agreement between the districts and the Alaska Association of Schools Alliance, Inc., Ron Honman, Executive Director, required each district to pay the Corporation \$25,000 a year for the 1980, 1981 and 1982 legislative sessions.

The Superintendent's current contract, entered on September 24, 1981, provides for an annual salary of \$77,500. During Fiscal Year 1981/82, the Superintendent was actually paid \$70,400 in salary plus the Corporation's compensation provided for in the lobbying agreement from two districts. According to the Superintendent, the Northwest Arctic School District did not pay the 1982 contract amount.

Note 2 - Life Insurance

The District provides life insurance coverage valued at the employee's annual salary.

Note 3 - Rent Subsidy

The employees are assessed \$270 per month and the District pays their housing costs. The rent subsidy was calculated by subtracting the \$270 from the estimated monthly value of the housing. The estimated value was provided by the District Business Manager.

Note 4 - Superintendent's Travel Expenses

During Fiscal Years 1980/81 and 1981/82, the Superintendent was reimbursed for actual costs of lodging, food and entertainment. During Fiscal Year 1982/83, the Superintendent receives \$115 per day as per diem while on travel status and is no longer paid actual costs of lodging, food, and entertainment.

Note 5 - Superintendent's Other Benefits

On September 24, 1981, the Superintendent's contract was renegotiated for another three year period. In addition to the salary and benefits listed in the preceding Summary of Salary and Other Benefits, the new contract covering Fiscal Years 1981/82 through 1983/84 provides for the following:

A. Membership - Full reimbursement for memberships in the American Association of School Administrators, the Alaska Association of School Administrators and other memberships which the Superintendent feels are necessary to maintain his professional skills.

~~B. Attendance at Seminars, Programs, Courses~~ - The District shall permit the Superintendent a reasonable amount of release time ~~as he deems appropriate~~ to attend programs, seminars and courses which will lead to professional growth. The district will pay the necessary travel and subsistence expenses as approved by the District in its annual budget.

~~C. Service as a Consultant~~ - The Superintendent may serve as a consultant to other districts and educational agencies, and engage in other activities of short-term duration at his discretion. Board approval is required for all activities which require absence in excess of five days. The Superintendent, with board approval, can continue to draw salary and benefits while engaged in these activities.

D. Payment of Retirement Arrearages - The District agrees to pay 2½ years of arrearages to the Teachers' Retirement System for experience of the Superintendent between 1965 and 1967.

~~E. Sabbatical Year~~ - The District shall grant a one year Sabbatical (Fiscal Year 1983/84) with all regular compensation and benefits. The District may require quarterly reports from the Superintendent regarding academic/program advancement.

F. Spouse's Travel - The District will pay the costs for the Superintendent's spouse for travel to a professional or District board meeting.

~~G. Contract Renewal~~ - If the District does not notify the Superintendent in writing before December 31, that the contract will not be renewed, it shall be deemed that the District has renewed the contract for one year extending from the termination date of the contract.

STATE OF ALASKA  
DEPARTMENT OF EDUCATION  
BERING STRAIT SCHOOL DISTRICT  
SUMMARY OF DISTRICT TRAVEL - KEY PERSONNEL  
Fiscal Years 1981, 1982, 1983 (through 12/31/82)

<u>Position</u>	<u>Total In-District Travel</u>	<u>Total Out- Of-District Travel</u>	<u>Total Travel</u>
<u>1980/81</u>			
Board Members	\$82,682.69	\$ 56,366.82	\$139,049.51
Superintendent	1,599.72	27,460.25	29,059.97
Deputy Superintendent	794.38	12,372.44	13,166.82
Assistant Superintendent - Vocational Education	2,603.85	8,850.58	11,454.43
Assistant Superintendent - Curriculum	3,629.70	4,926.35	8,556.05
Business Manager	1,135.48	6,257.26	7,392.74
Director of Administration	N/A	N/A	N/A
Director of Curriculum and Instruction	N/A	N/A	N/A
Director of Bilingual/ Bicultural Education	932.25	749.72	1,681.97
Director of Special Education	983.95	3,222.67	4,206.62
Director of Transportation	N/A	N/A	N/A
<u>Total 1980/81</u>	<u>\$94,362.02</u>	<u>\$120,206.09</u>	<u>\$214,568.11</u>
<u>1981/82</u>			
Board Members	\$62,287.11	\$ 40,747.47	\$103,034.58
Superintendent	1,138.59	27,679.52	28,818.11
Deputy Superintendent	1,498.28	12,799.74	14,298.02
Assistant Superintendent - Vocational Education	1,657.70	11,104.38	12,762.08
Assistant Superintendent - Curriculum	4,603.54	4,611.62	9,215.16
Business Manager	155.00	6,978.93	7,133.93
Director of Administration	N/A	N/A	N/A
Director of Curriculum and Instruction	N/A	N/A	N/A
Director of Bilingual/ Bicultural Education	102.50	712.82	815.32
Director of Special Education	537.26	784.58	1,321.84
Director of Transportation	N/A	N/A	N/A
<u>Total 1981/82</u>	<u>\$71,979.98</u>	<u>\$105,419.06</u>	<u>\$177,399.04</u>
<u>1982/83 (through 12/31/82)</u>			
Board Members	\$42,395.37	\$ 2,863.00	\$ 45,258.37
Superintendent	4,731.02	14,878.54	19,609.56
Deputy Superintendent	98.18	1,197.67	1,295.85
Assistant Superintendent - Vocational Education	584.00	3,675.70	4,259.70
Assistant Superintendent - Curriculum	1,370.79	2,093.45	3,464.24
Business Manager	581.11	8,445.20	9,026.31
Director of Administration	2,945.46	4,307.72	7,253.18
Director of Curriculum and Instruction	767.42	1,835.30	2,602.72
Director of Bilingual/ Bicultural Education	940.00	1,112.24	2,052.24
Director of Special Education	-0-	749.00	749.00
Director of Transportation	-0-	1,934.08	1,934.08
<u>Total 1982/83</u>	<u>\$54,413.35</u>	<u>\$ 43,091.90</u>	<u>\$ 97,505.25</u>

(Intentionally left blank)

STATE OF ALASKA  
DEPARTMENT OF EDUCATION  
BERING STRAIT SCHOOL DISTRICT  
SCHEDULE OF BOARD TRAVEL  
Fiscal Years 1981, 1982, and 1983 (through 12/31/82)

<u>Destination</u>	<u>Purpose of Trip</u>	<u>Airfare</u>	<u>Per Diem</u>	<u>Stipend</u> (Note 1)	<u>Other</u>	<u>Lodging</u>	<u>Total</u>
<u>1980 - 1981</u>							
<u>Out-of-State Travel</u>							
Honolulu, Hawaii (2 Board Members)	Telecommunications Conference	\$ 2,803.45	\$ 480.00	\$ 1,840.00	\$	\$	\$ 5,123.45
Dallas, Texas	NSBA Convention				1,295.00		1,295.00
Washington, D.C. (3 Board Members)	BIA Transfer	4,056.88	990.00	3,795.00	231.46	1,445.90	10,519.24
Minnesota, Montana, Washington (1 Board Member)	Teacher Recruitment	1,528.41	510.00	1,955.00		84.00	4,077.41
<u>Total Out-of-State Travel</u>		<u>8,388.74</u>	<u>1,980.00</u>	<u>7,590.00</u>	<u>1,526.46</u>	<u>1,529.90</u>	<u>21,015.10</u>
<u>Total Out-of-District-In-State Travel</u>		<u>8,850.78</u>	<u>3,750.00</u>	<u>14,030.00</u>	<u>3,574.85</u>	<u>5,146.09</u>	<u>35,351.72</u>
<u>Total In-District Travel</u>		<u>45,132.74</u>	<u>6,960.00</u>	<u>26,335.00</u>	<u>861.71</u>	<u>3,393.24</u>	<u>82,682.69</u>
<u>Total Travel 1980 - 1981</u>		<u>\$62,372.26</u>	<u>\$12,690.00</u>	<u>\$47,955.00</u>	<u>\$5,963.02</u>	<u>\$10,069.23</u>	<u>\$139,049.51</u>
<u>1981 - 1982</u>							
<u>Out-of-State Travel</u>							
Honolulu, Hawaii (3 Board Members)	Telecommunications Conference	\$ 3,533.21	\$ 840.00	\$	\$ 960.00	\$ 1,904.00	\$ 7,237.21
Seattle, Washington (1 Board Member)	Construction Design Meeting	856.09			121.57	493.39	1,471.05
Atlanta, Georgia (5 Board Members)	NSBA Convention	5,056.10			1,200.00		6,256.10
Minnesota, Montana, Washington (1 Board Member)	Teacher Recruitment	1,601.22	510.00	1,955.00			4,066.22
<u>Total Out-of-State Travel</u>		<u>11,046.62</u>	<u>1,350.00</u>	<u>1,955.00</u>	<u>2,281.57</u>	<u>2,397.39</u>	<u>19,030.58</u>
<u>Total Out-of-District-In-State Travel</u>		<u>8,515.75</u>	<u>2,010.00</u>	<u>8,375.00</u>	<u>436.59</u>	<u>2,379.55</u>	<u>21,716.89</u>
<u>Total In-District Travel</u>		<u>30,935.94</u>	<u>5,340.00</u>	<u>20,815.00</u>	<u>2,067.91</u>	<u>3,128.26</u>	<u>62,287.11</u>
<u>Total Travel 1981 - 1982</u>		<u>\$50,498.31</u>	<u>\$8,700.00</u>	<u>\$31,145.00</u>	<u>\$4,786.07</u>	<u>\$7,905.20</u>	<u>\$103,034.58</u>
<u>1982 - 1983</u>							
<u>Total Out-of-District-In-State Travel</u>		<u>\$ 340.00</u>	<u>\$</u>	<u>\$ 690.00</u>	<u>\$ 160.00</u>	<u>\$ 1,673.00</u>	<u>\$ 2,863.00</u>
<u>Total In-District Travel</u>		<u>20,813.09</u>		<u>21,045.00</u>	<u>117.92</u>	<u>419.36</u>	<u>42,395.37</u>
<u>Total Travel 1982 - 1983</u> <u>@ 12/31/82</u>		<u>\$21,153.09</u>	<u>\$</u>	<u>\$21,735.00</u>	<u>\$ 277.92</u>	<u>\$ 2,092.36</u>	<u>\$ 45,258.37</u>

Note 1 - Stipend does not include a total of \$53,900 paid to the members of the Executive Committee of the Board in the form of a \$350 per month honorarium. During Fiscal Years 1981, 1982, and 1983, to date, the honorarium amounted to \$19,950; \$19,600; and \$14,350, respectively.

(Intentionally left blank)

BERING STRAIT SCHOOL DISTRICT  
 SCHEDULE OF SUPERINTENDENT'S TRAVEL  
 FY81, FY82 and FY83 (Through 12/31/82)

Travel Dates	Destination	Purpose of Trip	Voucher Date	Voucher Number	Airfare	Food/Drinks (Note 1)	Lodging	Taxi Auto	Registration	Other	Totals
FY81 Out-of-District Travel (Note 2)											
07/18/80 07/27/80	Anc/Juneau/Anc Juneau/Anc/None	ABE proposal submittal/meet with legislators	08/21/80	43244	\$ 1,169.00	\$196.25	\$ 221.85	\$ 31.25	\$	\$	\$ 1,618.35
07/29/80 08/13/80	Anc/Juneau/Seattle/ Anc/Juneau/None/ UNK/None	DOE Supt-Conference/ UNK facility/Leg. Oversight Comm/Board Mtg.	08/21/80 08/04/80	43242 43010	1,358.04	171.92	169.64 72.00	75.49			1,775.09 72.00
08/21/80 09/02/80	None/Juneau/Seattle/ Portland/Los Angeles/	Meetings re: D.O. Facility Design/Mtg. at Insgroup in IA on policy and staff development/D.O. relocation	09/05/80	43456	1,698.48	485.34	347.65	302.61			2,834.08
09/07/80 10/01/80	None/Juneau/Seattle/ Flint, MI/Wash. DC/ Juneau/None	UNK Facility Meeting/ NASA Resolution Chairman Committee/ABE	10/09/80	43972	1,369.01 (Note 3)	815.67	481.12	340.74			3,006.54
10/07/80 10/26/80	None/Anc/Fairbanks/ Juneau/Anc/None	NASA Conf./AFN Con- vention/ABE	12/17/80	44917	754.00	479.21	847.40	173.99	60.00	4.58	2,319.18
10/27/80	None/Kotzebue		12/02/80	44702	66.11						66.11
10/31/80 11/05/80	None/Anc/Juneau/ None	ABE foreign study program/meet at DOE re: ABE	12/17/80	44918	484.18	238.38	87.98	53.50			864.04
11/08/80 11/26/80	None/Anc/Juneau/ Unalakleet/None	NASB Conv./State Board Mtg./ Cap.Proj./meet w/Don Ericksen	12/18/80	44920	1,227.00	494.71	388.44	90.13		8.61	2,208.69
12/05/80 12/15/80	None/Jacksonville, FL/ Seattle/Anc/None	NASA Workshop/meeting re: UNK Facilities/ D.O. and 5-plex Work Study Program Student Housing	12/17/80	44919	1,629.64 (Note 3)	167.25	174.34	88.85			2,060.08
12/17/80 12/18/80	None/Anc/Seattle/ Juneau		02/26/81	45695	566.32						566.32
01/06/81 01/10/81	Juneau/Anc/None Juneau	Meetings re: FY82 Budget, staffing, life-safety code deficiencies upgrade w/BIA	03/04/81	45823	543.86		38.88	85.37		5.50	673.61
01/18/81 01/21/81	Juneau/Anc/Juneau	Meet w/Board members re: legislation	03/04/81	45823	229.00	254.75	113.50	11.69			608.94
01/28/81 01/31/81	Juneau/Anc/None Juneau	Meet w/State Board & Commissioner re: life- safety code upgrade deficien- cies - BIA	03/04/81	45823	513.86	9.15		213.05			736.06
		Adventure Based Ed.	01/30/81	45439	552.00						552.00
02/06/81 02/17/81	Juneau/Atlanta GA/Juneau	NASA Convention/Resolution Comm. Chairperson	03/04/81	45821	895.30	533.27	631.02	90.74	498.00		2,648.33

STATE OF ALASKA

-15-

DIVISION OF LEGISLATIVE AUDIT

BERING SITAIT SCHOOL DISTRICT  
 SCHEDULE OF SUPERINTENDENT'S TRAVEL  
 FY81, FY82 and FY83 (Through 12/31/82)

Travel Dates	Destination	Purpose of Trip	Voucher Date	Voucher Number	Airfare	Food/Drinks (Note 1)	Lodging	Taxi Auto	Registration	Other	Totals
FY81 Out-of-District Travel (continued)											
02/24/81 02/27/81	Juneau/Tik./Anc Tik.	Staff Dev. Session at Yukon-Koyukuk/meet with auditor/meet Exec. Com	03/04/81	45822	418.95	219.25	42.00	49.50			729.70
03/04/81 03/05/81	None/Juneau	Meet with legislators/Beltz lawsuit/ABE/Teacher In-Service/Accountability	03/27/81	46103	285.60						285.60
03/18/81 03/20/81	Juneau/UNK/Tik.	Legislative Audit review of travel	03/27/81	46103	254.00						254.00
04/16/81 04/17/81	Juneau/Seattle/Juneau	Meet w/Blackstock re: UNK facility	07/09/81	47162		23.05	30.57	66.23			119.85
05/15/81	Juneau/Anc/Tik./Juneau	FY'82 Budget/Staffing/Organization	07/09/81	47161	508.00		44.28				552.28
05/26/81 05/31/81	Juneau/Anc/Tik./Juneau	Board Meeting at Teller	07/09/81	47161	417.00	10.50		61.85		9.70	499.05
06/03/81 06/04/81	Juneau/Anc/Juneau	Interview mtce. supervisor candidates	07/09/81	47161	286.00						286.00
06/11/81	Juneau/Anc/None/Anc	Interview mtce. supervisor candidate	07/09/81	47161	548.00			34.00			582.00
04/28/81 05/08/81	Juneau/New Orleans/Juneau	MSE Leadership Conference	07/09/81	47163	1,166.53 (Note 3)		296.70	18.92		60.00	1,542.15
Total FY81 Out-of-District Travel					16,939.88	4,098.70	3,987.37	1,787.91	558.00	88.39	27,460.25
Total FY81 In-District Travel					1,589.72		10.00				1,600.72
Total Travel (Note 2)					\$18,529.60	\$4,098.70	\$3,997.37	\$1,787.91	\$558.00	\$88.39	\$29,059.97

STATE OF ALASKA

- 16 -

DIVISION OF LEGISLATIVE AUDIT

REUN: STRAIT SCHOOL DISTRICT  
 SCHEDULE OF SUPERINTENDENT'S TRAVEL  
 FY81, FY82 and FY83 (Through 12/31/82)

Travel Dates	Destination	Purpose of Trip	Voucher Date	Voucher Number	Airfare	Food/Drinks (Note 1)	Lodging	Taxi Auto	Registration	Other	Totals
FY82 Out-of-District Travel (Note 2)											
07/11/81	Juneau/Juneau	Meet legislators & Gov re: CIP & Oper. Approp.	08/24/81	47355	\$ 274.00	\$	\$	\$	\$	\$	\$ 274.00
07/19/81 07/20/81	Juneau/Seattle/Juneau	House trailers for Brevig teachers/interview Bob Collins	08/24/81	47555	357.56	31.43	30.57	24.33			443.89
07/24/81 07/25/81	Juneau/Anch/Juneau	Meet w/attorney re: UNK Native Corp. agreement	08/24/81	47555	286.00	167.85	51.09	42.67			547.61
08/03/81 08/07/81	Juneau/Los Angeles/Seattle/Juneau	DOE Fupt. Orientation In-Servi e/Brevig teacher housing/meet B. Monroe re: policy revisions & communications	08/24/81	47555	510.18	161.95	232.63	281.83		65.72	1,252.31
08/11/81	Juneau/Anch/Juneau	Re: Foundation Adj.	09/24/81	47970	274.00	29.60					303.60
08/12/81 08/15/81	Juneau/Anch/Juneau	Meet w/attorney/BIA Closure	09/24/81	47970	349.00	106.19	189.67	95.16			820.02
08/22/81 09/01/81	Juneau/Anch/Juneau	Committee Meetings UNK	09/24/81	47970	274.00	169.02					443.02
09/09/81 09/19/81	Juneau/Anch/Juneau/Juneau	Meet w/attorney/State Board Meeting	09/24/81	47970	450.00	132.71	92.88			93.86	769.45
09/25/81 09/26/81	Juneau/Anch/Juneau	Review of ABE/meet w/Cymm. re: Beltz lawsuit & E.A. closures & Jr. High Program	11/02/81	48604	443.00	10.10	51.84	67.87			580.81
10/07/81 10/10/81	Juneau/Skagway/Juneau	AKSA Conference	09/15/81 11/02/81 11/24/81 11/05/81	47073 48604 48804 40580		28.41	200.00 63.31	28.80		243.90	200.00 243.90
10/17/81 10/27/81	Juneau/Juneau/Seattle/Juneau/Juneau	Attend bond closing D.O. UNK bldg./meet w/Auditor	11/05/81	48605	923.68	204.13	340.00	334.31		25.62	1,827.74
11/01/81 11/04/81	Juneau/Juneau/Juneau	Meeting re: design-build concept for Shis. & Mt. Mun.	01/13/82	49475	592.00		42.28				634.28
11/06/81 11/12/81	Juneau/Anch/Juneau/North Anch/Juneau/Juneau	"05" reqs & waiver letters to DOE/meeting at NW Res Lab re: computers	11/24/81	48804	904.66	13.92	53.00	167.27	110.00		1,328.85
11/24/81	Juneau/Anch/Juneau	Meet w/auditor/Facility Committee re: Shis & Mt. Mun.	01/23/82 01/06/82	49475 50445	279.00	274.23		79.76			353.99 279.00

STATE OF ALASKA

- 17 -

DIVISION OF LEGISLATIVE AUDIT

BERING STRAIT SCHOOL DISTRICT  
 SCHEDULE OF SUPERINTENDENT'S TRAVEL  
 FY81, FY82 and FY83 (Through 12/31/82)

<u>Travel Dates</u>	<u>Destination</u>	<u>Purpose of Trip</u>	<u>Voucher Date</u>	<u>Voucher Number</u>	<u>Airfare</u>	<u>Food/Drinks (Note 1)</u>	<u>Lodging</u>	<u>Taxi Auto</u>	<u>Registration</u>	<u>Other</u>	<u>Totals</u>
FY82 Out-of-District Travel (continued)											
01/14/82	Nome/Anc/Juneau	Meet with Dist. auditor re:	04/06/82	50445	279.00						279.00
01/15/82		Business Operations	05/26/82	51262		23.25					23.25
01/15/82	Juneau/Honolulu/Juneau	Pacific Telecommunications	05/27/82	51249	1,755.52	346.83	1,108.35	357.08	102.00	92.18	3,761.96
01/26/82	(Includes spouse travel)	Conference	03/01/82	50012					320.00		320.00
02/06/82	Juneau/Anc/Juneau	Interview & meet w/Dist.Aud.	05/26/82	51262	296.00						296.00
02/08/82	Anchorage/ANK	Board Meeting in ANK	04/06/82	50445	140.00						140.00
02/10/82	Nome/Anc	Screen Bus.Mjr. applications	04/06/82	50445	170.00	5.25	112.93				288.18
02/12/82	Anc/Juneau	MSA Juneau Fly-In	12/10/81	49090		20.00					20.00
			04/06/82	50445	148.00	42.17					190.17
			05/04/82	50859					210.00		210.00
02/16/82	Juneau/Anc/Anch	Meetings	04/06/82	50445	293.00						293.00
02/19/82	Nome/Anc/Juneau	Meet with Dist. auditor	04/06/82	50445	293.00						293.00
02/20/82											
02/21/82	Juneau/New Orleans/	MSA Convention	02/05/82	49771	794.48						794.48
03/03/82	Juneau		12/01/81	48955					581.00		581.00
			04/06/82	50445		534.45	390.00	77.00		34.00	1,035.45
			05/01/82	50753			185.00				185.00
03/04/82	Juneau/Anc/Juneau	Interviews at Job Fair/	04/06/82	50445	296.00						296.00
03/06/82		Bus.Mjr. applicants					125.51				421.51
03/13/82	Juneau/Anc/Anch/	Applicant Interview -	05/26/82	51262	309.50	172.55	103.20	17.50			602.25
03/18/82	Anch/Juneau	Sam Twardak	04/06/82	50445			81.99				81.99
04/01/82	Juneau/Anc/Anch	ANC/PWC Meeting	05/26/82	51262	293.00						293.00
04/05/82	Nome/Anc	Interview Bus.Mjr. applicant	05/26/82	51262	170.00		48.00				218.00
04/13/82	Nome/Atlanta, GA/	NSSE Convention	11/22/82	53740	495.44	64.58	123.48	86.66		55.14	825.30
04/16/82	Juneau		06/17/82	51408					240.00		240.00
05/10/82	Nome/Atlantic City/	MSA Leadership	05/26/82	51240	270.64	205.44	291.86	53.17			821.11
05/18/82	Seattle/Juneau	Conference			(Note 3)						

STATE OF ALASKA

- 19 -

DIVISION OF LEGISLATIVE AUDIT

BERING STRAIT SCHOOL DISTRICT  
 SCHEDULE OF SUPERINTENDENT'S TRAVEL  
 FY81, FY82 and FY83 (Through 12/31/82)

STATE OF ALASKA

- 14 -

DIVISION OF LEGISLATIVE AUDIT

<u>Travel Dates</u>	<u>Destination</u>	<u>Purpose of Trip</u>	<u>Voucher Date</u>	<u>Voucher Number</u>	<u>Airfare</u>	<u>Food/Drinks</u> (Note 1)	<u>Lodging</u>	<u>Taxi Auto</u>	<u>Registration</u>	<u>Other</u>	<u>Totals</u>
FY82 Out-of-District Travel (continued)											
05/18/82 05/20/82	Juneau/UNK/Juneau	AEC/PAC Workshop/Board Mtg Stebbins, St. Michael, UNK	11/22/82	53740		69.39	59.40	10.00			138.79
06/03/82 06/14/82	UNK/Anc/Juneau/ Juneau/UNK	Meet with Governors Transition task force and code deficiencies - BIA Bldgs.	11/22/82	53740	293.00	515.00	635.00				1,443.00
06/16/82 06/30/82	UNK/Wash. DC/ Flagstaff/Juneau/UNK	ASA Instructional Mgmt.	11/22/82	53740	1,079.99	640.09	1,487.14	121.93		51.44	3,380.59
Total FY82 Out-of-District Travel					<u>13,373.65</u>	<u>4,056.54</u>	<u>6,179.13</u>	<u>1,845.34</u>	<u>1,806.90</u>	<u>417.96</u>	<u>27,679.52</u>
Total FY82 In-District Travel					<u>1,103.80</u>	<u>34.79</u>					<u>1,138.59</u>
Total Travel (Note 2)					<u>\$14,477.45</u>	<u>\$4,091.33</u>	<u>\$6,179.13</u>	<u>\$1,845.34</u>	<u>\$1,806.90</u>	<u>\$417.96</u>	<u>\$28,818.11</u>

BEERING STRAIT SCHOOL DISTRICT  
 SCHEDULE OF SUPERINTENDENT'S TRAVEL  
 FY81, FY82 and FY83 (Through 12/31/82)

STATE OF ALASKA

- 20 -

DIVISION OF LEGISLATIVE AUDIT

Travel Dates	Destination	Purpose of Trip	Voucher Date	Voucher Number	Airfare	Per Diem	Taxi Auto	Regis- tration	Other	Totals
FY83 Out-of-District Travel (Note 2)										
07/02/82 07/03/82	UNK/Juneau/ UNK	Review Summer Maintenance schedules	11/22/82	53740	\$ 107.00	\$ 115.00	\$	\$	\$	\$ 222.00
07/13/82 07/14/82	UNK/Anch./Juneau Anch	Re: Life-safety code upgrade deficiencies	11/22/82	53740	614.00	287.50				901.50
07/29/82 07/30/82	Anch./Juneau/ UNK	Life-safety code upgrade deficiencies	11/22/82	53740	170.00	230.00				400.00
vs.	UNK/Juneau/Anch/UNK	Life-safety code def.	11/22/82	53740	750.00					750.00
08/06/82 08/07/82	UNK/Anch./ Juneau	Supt. Orientation In-service meeting	11/22/82	53740	340.00	115.00				455.00
08/15/82	Juneau/UNK		11/22/82	53740		115.00				115.00
08/24/82	UNK/Juneau		11/22/82	53740	96.00	115.00				211.00
08/30/82 09/06/82	UNK/Anch./Juneau UNK	Life safety code upgrade deficiencies - BIA facilities	11/22/82	53740	318.23	920.00				1,238.23
10/08/82 10/13/82	UNK/Anch./Juneau UNK	Life-safety code upgrade deficiencies - BIA facilities	11/22/82	53740	546.00	345.00				891.00
10/15/82 10/21/82	UNK/Juneau UNK	MSA Fall Conference/ Meeting w. R. Holden	11/22/82 11/04/82	53740 53526	608.00 188.76	920.00				1,528.00 188.76
11/03/82 11/08/82	UNK/Anch./Juneau/ UNK	Develop Computer Bid Specs.	11/22/82	53740	608.00	575.00				1,183.00
11/12/82	UNK/Juneau/UNK	Meeting with DOE re: 1st Quarter Report	11/22/82	53740	456.00	345.00				801.00
11/22/82 12/04/82	UNK/Juneau/Anch/ UNK	Attend Biocycle Bid Specs meeting/Review life- Safety Deficiencies/State Board Meeting	12/08/82	54228	608.00	1,322.50	109.00			2,039.50

BEKING STRAIT SCHOOL DISTRICT  
 SCHEDULE OF SUPERINTENDENT'S TRAVEL  
 FY81, FY82 and FY83 (through 12/31/82)

STATE OF ALASKA

<u>Travel Dates</u>	<u>Destination</u>	<u>Purpose of Trip</u>	<u>Voucher Date</u>	<u>Voucher Number</u>	<u>Airfare</u>	<u>Per Diem</u>	<u>Taxi Auto</u>	<u>Regis- tration</u>	<u>Other</u>	<u>Totals</u>
FY83 Out-of-District Travel (continued)										
12/10/82	UNK/Savannah, GA/	MASA Workshop		54455	1,321.59 (Note 3)	690.00	60.00			2,071.59
12/15/82	Juneau/UNK									
12/20/82 01/07/83	UNK/Juneau/UNK	State Board Meeting/Meet w/Holden re: Life-Safety & Code upgrade/meet re: preventive maintenance	01/12/83	54647	567.00	1,265.00	14.21		36.75	1,882.96
Total FY83 Out-of-District Travel					<u>7,298.58</u>	<u>7,360.00</u>	<u>183.21</u>		<u>36.75</u>	<u>14,878.54</u>
Total FY83 In-District Travel					<u>4,731.02</u>					<u>4,731.02</u>
Total Travel (Note 2)					<u>\$12,029.60</u>	<u>\$7,360.00</u>	<u>\$183.21</u>		<u>\$36.75</u>	<u>\$19,609.56</u>

(Intentionally left blank)

STATE OF ALASKA  
DEPARTMENT OF EDUCATION  
BERING STRAIT SCHOOL DISTRICT  
NOTES TO THE SCHEDULE OF SUPERINTENDENT'S TRAVEL  
Fiscal Years 1981, 1982, and 1983 (through 12/31/82)

Note 1 - Food and Drinks

During Fiscal Years 1981 and 1982, the Superintendent was reimbursed for actual costs of food and drinks. However, not all costs of food and drinks were incurred while on travel status as shown in this Schedule. During Fiscal Years 1981 and 1982, the Superintendent was also reimbursed for in-district food and drink costs in the amount of \$1,554 and \$1,154, respectively.

During Fiscal Year 1983, the Superintendent receives \$115 per day per diem, and is no longer reimbursed actual costs of lodging, food and drinks.

Note 2 - Travel Status vs. Out-of-District

The Schedule of Superintendent's Travel reflects only those dates he was on official travel status, reimbursed by the District. Not reflected in this Schedule, is the Superintendent's time spent out of the district for Board approved lobbying efforts during Fiscal Years 1981 and 1982. Between 7/1/80 and 6/30/81, and between 7/1/81 and 6/30/82, the superintendent spent approximately 38% and 34%, respectively, of his time in the District. The remainder of time was spent on official travel status as listed in this Schedule or in Juneau on lobbying efforts.

From 7/1/82 to 12/31/82, the Superintendent spent 62% of his time in the District. For our calculation, the dates of departure from the District and return to the District were considered days in the District.

Note 3 - AASA Reimbursement

Airfare relating to the American Association of School Administrators is subject to a 75% reimbursement by the Association.

(Intentionally left blank)

BERING STRAIT SCHOOL DISTRICT  
 SCHEDULE OF DEPUTY SUPERINTENDENT'S TRAVEL  
 FY81, FY82 and FY83 (Through 12/31/82)

STATE OF ALASKA

- 25 -

DIVISION OF LEGISLATIVE AUDIT

Travel Dates	Destination	Purpose of Trip	Voucher Date	Voucher Number	Airfare	Food/Drinks (Note 1)	Lodging	Taxi Auto	Registration	Other	Totals
FY81 Out-of-District Travel											
06/30/80 08/02/80	Nome/Boise, ID/ Nome	Teacher Interviews	08/05/80	43016	\$	\$ 37.76	\$ 81.11	\$ 104.02	\$	\$ 42.92	\$ 265.81
08/06/80 08/08/80	Nome/Anch/Nome	Budget Oversight Comm. Hearing	08/12/80	43075	290.00	24.00	38.30	49.90		2.00	404.20
09/11/80 09/12/80	Nome/Anch/Nome	Re: Stebbins & St. Michael Const.	09/17/80	43645	290.00	25.45		26.50		2.18	344.13
09/23/80 09/26/80	Nome/Anch/Nome	Re: URK Facility	09/29/80	43799	290.00	255.00	125.16				670.16
09/29/80 10/01/80	Nome/Anch/Nome	Re: Const./Meet with Attorneys	10/01/80	43867	293.86	37.25	100.92	45.58			477.61
10/15/80 10/17/80	Nome/Fairbanks/ Nome	NSA Meeting	10/30/80	44234	269.80	119.17	179.26	16.00			584.23
10/27/80 10/29/80	Nome/Kotzebue/Nome	State Board Meeting	10/27/80	44236	132.22	32.00					164.22
11/12/80 11/15/80	Nome/Anch/Nome	Facilities Comm. Meeting	11/19/80	44557	289.72	52.25	140.26	73.20		42.75	598.18
12/11/80 12/15/80	Nome/Anch/Nome	Meet w/Attorney Construction Meetings	12/17/80	44908	289.72	100.00	203.06	117.06		14.00	723.84
02/09/81 02/18/81	Nome/Atlanta/Nome	NSA Convention	02/25/81 10/23/80 02/18/81	45668 44147 45575	144.86  1,041.77	272.39	655.46	62.20	465.00	6.00	1,140.91 465.00 1,041.91
03/25/81 03/27/81	Nome/Anch/Nome	Rural Schools Conference	03/27/81	46171	192.00		196.20	83.06		29.00	500.26
03/30/81 04/04/81	Nome/Juneau/Nome	NSA Meeting	04/06/81	46207	553.00		232.30	3.00	286.00		1,074.30
04/22/81 04/25/81	Nome/Anch/Nome	State Task Force	04/28/81 05/29/81	46533 46869	304.90 304.00	120.00	221.33	122.20		65.00	833.43 304.00
05/04/81 05/10/81	Nome/Anch/Nome	Facility Committee Meeting	05/15/81	47619		61.00	188.44	123.00		10.00	382.44

BERING STRAIT SCHOOL DISTRICT  
 SCHEDULE OF DEPUTY SUPERINTENDENT'S TRAVEL  
 FY81, FY82 and FY83 (Through 12/31/82)

<u>Travel Dates</u>	<u>Destination</u>	<u>Purpose of Trip</u>	<u>Voucher Date</u>	<u>Voucher Number</u>	<u>Airfare</u>	<u>Food/ Drinks (Note 1)</u>	<u>Lodging</u>	<u>Taxi Auto</u>	<u>Registration</u>	<u>Other</u>	<u>Totals</u>
FY81 Out of district Travel (continued)											
06/03/81 06/05/81	None/None/None	Interview Construction Coordinators	06/08/81	46938	328.00	99.18	167.04	88.40			682.62
06/15/81 06/19/81	None/None/None	ASB Meeting/meet with Attorney	06/22/81	46990	328.00	31.86	222.89	117.95			700.70
06/27/81 06/29/81	None/None/Juneau/None	State Board/Meet with Attorney	07/02/81	47100	581.00	123.20	245.10	65.29			1,014.59
Total FY81 Out-of-District Travel					<u>5,922.85</u>	<u>1,390.51</u>	<u>2,996.87</u>	<u>1,097.36</u>	<u>751.00</u>	<u>213.85</u>	<u>12,372.44</u>
Total FY81 In-District Travel					<u>794.38</u>						<u>794.38</u>
Total Travel					<u>\$6,717.23</u>	<u>\$1,390.51</u>	<u>\$2,996.87</u>	<u>\$1,097.36</u>	<u>\$751.00</u>	<u>\$213.85</u>	<u>\$13,166.82</u>

STATE OF ALASKA

226 -

DIVISION OF LEGISLATIVE AUDIT

BERING STRAIT SCHOOL DISTRICT  
 SCHEDULE OF DEPUTY SUPERINTENDENT'S TRAVEL  
 FY81, FY82 and FY83 (Through 12/31/82)

STATE OF ALASKA

- 2 -

DIVISION OF LEGISLATIVE AUDIT

Travel Dates	Destination	Purpose of Trip	Voucher Date	Voucher Number	Airfare	Food/Drinks (Note 1)	Lodging	Taxi Auto	Registration	Other	Totals
FY82 Out-of-District Travel											
07/15/81 07/18/81	Nome/Anch/Nome	Meet w/Attorney	07/20/81	47246	\$ 328.00	\$ 29.58	\$ 193.40	\$ 89.34	\$	\$	\$ 640.32
07/29/81 08/02/81	Nome/Anch/Juneau/ Nome	State Supt. Meeting/ Capital Budget	08/07/81	47444	501.00	62.00	267.41	80.27			990.68
08/12/81 08/15/81	Nome/Anch/Nome	Diocese School Const/ Budget Oversight Comm.	08/21/81	47553	328.00	125.33	293.09	94.94			841.36
10/05/81 10/21/81	Nome/Anch/Juneau/Sitka Juneau/Anch/Nome	MSA Conference	10/19/81	48299 49935	459.00	27.43	309.62	58.20			395.25 459.00
11/07/81 11/15/81	Nome/Anch/Juneau Anchorage/Nome	Legislative Budget & Audit Meeting/State Board Meeting/ASB Meeting	12/01/81	48895	558.09	343.69	472.61	39.75			1,414.14
12/13/81 12/16/81	Nome/Anch/Juneau/Nome	Facilities Comm. Meeting	12/11/81	49104	558.00	214.26	340.80	84.94			1,198.00
02/19/82 03/07/82	Nome/Anch/Juneau/ New Orleans/ Nome	MSA Convention	02/05/82 11/24/81 05/18/82 12/01/81 04/08/82	49771 48883 51129 48954 50489	1,345.02		101.00 318.41		523.00		1,345.02 101.00 318.41 523.00 1,731.98
04/06/82 04/12/82	UNK/Anch/Juneau/UNK	Meeting at DOE	04/21/82	50654	599.00	6.00	185.14	52.36			842.50
06/01/82 06/05/82	UNK/Anch/UNK	Education Facilities Meeting	06/29/82	51523	340.00	121.00	345.21	156.55			962.76
06/08/82 06/12/82	UNK/Anch/UNK	Re: Construction - White Mountain	06/17/82	51404	340.00	205.45	259.99	165.69		65.19	1,016.28
Total FY82 Out-of-District Travel					5,436.11	1,523.02	4,000.15	1,252.27	523.00	65.19	12,799.74
Total FY82 In-District Travel					1,498.28						1,498.28
Total Travel					\$6,934.39	\$ 1,523.02	\$4,000.15	\$1,252.27	\$523.00	\$ 65.19	\$14,298.02

BERING STRAIT SCHOOL DISTRICT  
 SCHEDULE OF EMPLOYEES' TRAVEL  
 FY81, FY82 and FY83 (through 12/31/82)

<u>Travel Dates</u>	<u>Destination</u>	<u>Purpose of Trip</u>	<u>Voucher Date</u>	<u>Voucher Number</u>	<u>Airfare</u>	<u>Food/In-lis</u>	<u>Lodging</u>	<u>Taxi Auto</u>	<u>Other</u>	<u>Totals</u>
FY83 Out-of-District Travel										
10/11/82 10/16/82	UAK/Anc/ANK	ANSA Fall Conference	10/27/82	53384	\$ 447.00	\$ 90.00	\$ 108.20	\$ 58.42	\$ 42.75	\$ 746.37
12/04/82 12/06/82	UAK/ Anc	Meeting re: Certificated negotiations	12/08/82	54205	228.00		118.05	79.25	26.00	451.30
Total FY83 Out-of-District Travel					<u>675.00</u>	<u>90.00</u>	<u>226.25</u>	<u>137.67</u>	<u>68.75</u>	<u>1,197.67</u>
Total FY83 In-District Travel					<u>78.18</u>	<u>20.00</u>				<u>98.18</u>
Total Travel					\$ <u>753.18</u>	\$ <u>110.00</u>	\$ <u>226.25</u>	\$ <u>137.67</u>	\$ <u>68.75</u>	\$ <u>1,295.85</u>

STATE OF ALASKA

STATE OF ALASKA  
DEPARTMENT OF EDUCATION  
BERING STRAIT SCHOOL DISTRICT  
NOTES TO THE SCHEDULE OF DEPUTY  
SUPERINTENDENT'S TRAVEL

Fiscal Years 1981, 1982 and 1983 (through 12/31/82).

Note 1 - Food and Drinks

During Fiscal Years 1981 and 1982, the Deputy Superintendent was reimbursed for actual costs of food and drinks. However, not all costs of food and drinks were incurred while on travel status as shown in this Schedule. During Fiscal Years 1981 and 1982, the Deputy Superintendent was also reimbursed for in-district food and drink costs in the amount of \$1,436 and \$768, respectively.

(Intentionally left blank)

BERING STRAIT SCHOOL DISTRICT  
 SCHEDULE OF TRAVEL - OTHER KEY PERSONNEL  
 FY81, FY82 and FY83 (Through 12/31/82)

STATE OF ALASKA

- 31 -

DIVISION OF LEGISLATIVE AUDIT

Travel Dates	Destination	Purpose of Trip	Voucher Date	Voucher Number	Airfare	Food/Drinks	Lodging	Taxi Auto	Registration	Other	Totals
ASSISTANT SUPERINTENDENT OF VOCATIONAL EDUCATION											
FY81 Out-of-District Travel											
To 12/31/80		DOE Evaluations/ASAA meeting/recruiting ABE Evaluation			\$ 880.00	\$ 192.95	\$ 266.00	\$ 151.79	\$ 255.00	\$ 68.88	\$ 1,814.62
										1,938.76	1,938.76
	None/New Orleans/None	National AVA Convention	01/13/81	45151	995.00	115.93	290.20	107.86		29.99	1,528.98
	None/None/None	ASAA Meeting	02/02/81	45392	289.72	24.85	84.00	46.99		12.45	460.01
	None/None/None	AVA Meeting	03/10/81	45868	192.00	103.55	172.80	141.45	100.00	4.25	770.05
	None/Bismidji, MI/None, IA	Teacher Recruitment	05/05/81	46604	132.00	214.45	443.07	781.19		76.40	1,647.11
	Ellensburg, WA/None										
	None/None/None	Vocational Administration	05/22/81	46815	325.00	86.52	126.00	171.93		29.60	739.05
		Total FY81 Out-of-District Travel			2,813.72	738.25	1,382.07	1,401.21	355.00	2,160.33	8,850.58
		Total FY81 In-District Travel			2,603.85						2,603.85
		Total Travel			\$5,417.57	\$ 738.25	\$1,382.07	\$1,401.21	\$ 355.00	\$2,160.33	\$ 11,454.43
FY82 Out-of-District Travel											
	None/Columbia, OH/None	Shopsmith Academy	07/07/81	47140	\$1,453.96	\$ 124.48	\$ 121.83	\$ 48.00	\$	\$ 74.23	\$ 1,822.50
	None/Skagway/None	ASAA Meeting	10/19/81	48307		151.22	119.83	90.91	217.40	24.75	604.11
	None/None/None	Voc. Ed. Adm. Conference	10/19/81	48306	328.00	134.75	90.00	202.68		7.17	762.60
	None/None/None	Professional Upgrade	11/20/81	48841	334.00	62.80	136.09	161.69		54.35	748.92
	None/Atlanta, GA/None	AVA Meeting	01/07/82	49373	1,655.57	143.01	217.87	30.00	35.50		2,081.95
	None/None/None	PMA Program	01/27/82	49866	334.00	28.05	96.00	132.23		16.65	606.93
	None/None/None	Interview Mtce. Cand.	04/06/82	50458	227.00	57.25	207.36	20.00		303.75	815.36
	None/Bismidji, MI/None, IA	Teacher Recruitment	05/17/82	51104	1,610.22	232.34	532.38	497.07		32.08	2,904.09
	Kansas City/Ellensburg/None		06/29/82	51522				40.00			40.00
	None/None/None	Exposite Materials	06/07/82	51337	340.00	85.45	237.60	46.00		8.87	717.92
		Total FY82 Out-of-District Travel			6,282.75	1,019.35	1,758.95	1,268.58	252.90	521.65	11,703.98
		Total FY82 In-District Travel			1,657.70						1,657.70
		Total Travel			\$7,940.45	\$1,019.35	\$1,758.95	\$1,268.58	\$ 252.90	\$ 521.65	\$ 12,762.08

BERING STRAIT SCHOOL DISTRICT  
 SCHEDULE OF TRAVEL - OTHER KEY PERSONNEL  
 FY81, FY82 and FY83 (Through 12/31/82)

<u>Travel Dates</u>	<u>Destination</u>	<u>Purpose of Trip</u>	<u>Voucher Date</u>	<u>Voucher Number</u>	<u>Airfare</u>	<u>Food/Drinks</u>	<u>Lodging</u>	<u>Taxi Auto</u>	<u>Registration</u>	<u>Other</u>	<u>Totals</u>
ASSISTANT SUPERINTENDENT OF VOCATIONAL EDUCATION											
FY83 Out-of-District Travel											
	Missoula, MT/Alliance, MT/ Missoula, MT	Equipment Purchase	07/14/82	51698	\$ 512.00	\$ 34.81	\$ 143.49	\$ 5.00	\$	\$	\$ 695.30
	UNK/Anc/UNK	State Board Meeting	10/13/82	53168	356.11	90.00	260.00	101.30		6.40	1
	UNK/St. Louis, MO/ UNK	Interview Voc.Ed. Teachers/AVA Conference	12/22/82	54504	<u>1,508.62</u>	<u>210.00</u>	<u>260.50</u>	<u>45.80</u>	<u>112.00</u>	<u>29.67</u>	<u>2,166.59</u>
	Total FY83 Out-of-District Travel				<u>2,376.73</u>	<u>334.81</u>	<u>663.99</u>	<u>152.10</u>	<u>112.00</u>	<u>36.07</u>	<u>3,675.70</u>
	Total FY83 In-District Travel				<u>584.00</u>						<u>584.00</u>
	Total Travel				<u>2,960.73</u>	\$ <u>334.81</u>	\$ <u>663.99</u>	\$ <u>152.10</u>	\$ <u>112.00</u>	\$ <u>36.07</u>	\$ <u>4,259.70</u>

BERING STRAIT SCHOOL DISTRICT  
 SCHEDULE OF TRAVEL - OTHER KEY PERSONNEL  
 FY81, FY82 and FY83 (through 12/31/82)

Travel Dates	Destination	Purpose of Trip	Voucher Date	Voucher Number	Airfare	Food/Drinks	Lodging	Taxi Auto	Registration	Other	Totals
ASSISTANT SUPERINTENDENT - CURRICULUM											
FY81 Out-of-District Travel											
To 12/31/80					\$1,309.52	\$ 406.82	\$ 744.07	\$ 166.49	\$	\$	\$ 2,706.90
	Nome/Las Vegas/Nome		01/08/81	45128		327.25	208.27	38.79			574.31
	Nome/Anch/Nome		03/08/81	45858	384.00	158.00	210.00	242.38			994.38
	Nome/Anch/Nome		04/01/81	46136	192.00	84.99	190.48	173.29	10.00		540.76
Total FY81 Out-of-District Travel					1,885.52	1,057.06	1,352.82	620.95	10.00		4,926.35
Total FY81 In-District Travel					2,484.00	1,145.70					3,629.70
Total Travel					\$4,369.52	\$2,202.76	\$1,352.82	\$ 620.95	\$ 10.00		\$ 8,556.05
FY'82 Out-of-District Travel											
	Nome/Colorado Springs/Nome	Nat. Curriculum Study Instruction	07/15/81	47189	\$	\$ 190.05	\$ 128.56	\$ 244.85	\$	\$	\$ 563.46
	Nome/Skipway/Nome	NSA Conference	10/19/81	48302		281.43	273.15	40.17	400.00	45.50	1,040.25
	Nome/Las Vegas/Nome	ASCP - BEST Meeting	01/14/82	48900	712.82		40.00				752.82
	Nome/Anch/Nome	Staff Development	01/14/82	49491		336.94	172.80	15.00			524.74
	Nome/Anch/Nome	Blue. Fac. Wkshp.	06/16/82	51386	318.00	68.79	178.20	16.00		1.26	582.25
	Nome/Anch/Nome		04/06/82	50456		553.69	356.60	238.01			1,148.30
Total FY82 Out-of-District Travel					1,030.82	1,430.90	1,149.11	554.03	400.00	46.76	4,611.62
Total FY82 In-District Travel					3,448.45	227.86				927.29	4,603.54
Total Travel					\$4,479.27	\$ 1,658.70	\$ 1,149.11	\$ 554.03	\$ 400.00	\$ 974.05	\$ 9,235.16
FY83 Out-District Travel											
	UNK/Dugene/UNK	ASCD National Study Institute	09/08/82	52587	\$ 853.24	\$	\$	\$ 95.00			\$ 948.24
			09/08/82	52586	316.00	260.60	128.00	139.61			843.21
	UNK/Anch/UNK	National Regional Board Planning Meeting	11/29/82	53863		80.00	165.00	56.00			301.00
Total FY83 Out-of-District Travel					1,169.24	340.60	293.00	290.61			2,093.45
Total FY83 In-District Travel					1,370.79						1,370.79
Total Travel					\$2,540.03	\$ 340.60	\$ 293.00	\$ 250.61			\$ 3,464.24

STATE OF ALASKA

- 33 -

DIVISION OF LEGISLATIVE AUDIT

BERING STAFF SCHOOL DISTRICT  
 SCHEDULE OF TRAVEL - OTHER KEY PERSONNEL  
 FY81, FY82 and FY83 (Through 12/31/82)

Travel Dates	Destination	Purpose of Trip	Voucher Date	Voucher Number	Airfare	Food/Drinks	Lodging	Taxi Auto	Registration	Other	Totals
BUSINESS MANAGER											
FY81 Out-of-District Travel											
To 12/31/80					\$3,142.40	\$ 705.06	\$ 603.75	\$ 445.04	\$	\$ 52.00	\$ 4,948.25
None/None/None		Ed. Board Meeting	01/02/81	45058	290.00	83.40	84.00	16.00		26.70	500.10
None/Atlanta, GA/None		NASA Meeting	02/15/81	45659		59.34		5.50	140.00		204.84
None/None/None		ALASIS	04/27/81	46480		82.00	135.52	9.00		2.50	228.52
None/None/None		Staff Recr	06/01/81	46884	304.00	16.65	44.00	10.40			375.05
Total FY81 Out-of-District Travel					3,736.40	946.45	867.27	485.94	140.00	81.20	6,156.26
Total FY81 In-District Travel					1,071.69	23.79	40.00				1,135.48
Total Travel					\$4,808.09	\$ 970.24	\$ 907.27	\$ 485.94	\$ 140.00	\$ 81.20	\$ 7,392.74
FY82 Out-of-District Travel											
None/None/None		Nat. Sch. Lunch Prog.	08/11/81	47460	\$ 328.00	\$ 87.00	\$ 149.05	\$ 125.73			\$ 689.78
None/None/None		Legislative Committee	08/26/81	47637	342.00	135.75	112.85	27.00			617.60
None/None/None		POE - Chapter 134	12/16/81	49156	334.00	42.75	47.61	33.20			457.56
None/None/None		Popul Trans. Washp.	01/14/82	49479	334.00	82.00	155.52	97.41			668.93
URK/None/URK		NASISO Conventions	05/13/82	51017	255.00	275.00	636.88	411.30		37.99	1,616.17
Dayton/URK/Dayton		Staffing and Budget	06/17/82	51348	1,307.85	150.00	149.55	91.40			1,698.80
URK/None/URK		Relocation D.O.	06/22/82	51524	466.00	181.87	173.34	18.60			839.81
URK/None/URK		Review Insurance	06/29/82	51601	296.00	44.60	49.68				390.28
Total FY82 Out-of-District Travel					3,662.85	998.97	1,474.48	804.64		37.99	6,978.93
Total FY82 In-District Travel					155.00						155.00
Total Travel					\$3,817.85	\$ 998.97	\$1,474.48	\$ 804.64		\$ 37.99	\$ 7,133.93

BERING STRAIT SCHOOL DISTRICT  
 SCHEDULE OF TRAVEL - OTHER KEY PERSONNEL  
 FY81, FY82 and FY83 (Through 12/31/82)

<u>Travel Dates</u>	<u>Destination</u>	<u>Purpose of Trip</u>	<u>Voucher Date</u>	<u>Voucher Number</u>	<u>Airfare</u>	<u>Food/ Drinks</u>	<u>Lodging</u>	<u>Taxi Auto</u>	<u>Other</u>	<u>Totals</u>	
FY83 Out-of-District Travel											
	UNK/Anc/UNK	Anc. BIA Upgrade	07/13/82	52100	\$ 466.00	\$ 60.65	\$ 32.40	\$ 18.00	\$ 4.80	\$ 581.85	
	UNK/Anc/Juneau/UNK	Engineer and Attorney/DNA	10/06/82	53081	761.59	193.05	185.20	104.14		1,243.98	
	UNK/Anc/Juneau/UNK	State Fin. Comm.	10/06/82	53081	304.00	180.00	149.04	147.70		780.74	
	UNK/Anc/UNK	State Fin. Comm./Holden and Associates	10/27/82	53365	229.00	120.00	116.66	55.62	22.80	544.08	
	UNK/Atlanta/UNK	SEO Official	11/01/82	43722	1,417.00	348.70	565.81	107.00		2,438.51	
	UNK/Anc/UNK	Diocese Const. Meeting	12/17/82	54461	229.00	355.50	237.60	210.00	19.08	1,051.18	
	UNK/Anc/Juneau/UNK	Financial Planning	01/25/83	54788	555.00	270.00	572.52	396.26	11.08	1,804.86	
	Total FY82 Out-of District Travel					<u>3,961.59</u>	<u>1,527.90</u>	<u>1,859.23</u>	<u>1,038.72</u>	<u>57.76</u>	<u>8,445.20</u>
	Total FY83 In-District Travel					<u>581.11</u>					<u>581.11</u>
	Total Travel					<u>\$4,542.70</u>	<u>\$1,527.90</u>	<u>\$1,859.23</u>	<u>\$1,038.72</u>	<u>\$ 57.76</u>	<u>\$ 9,026.31</u>

BERING STRAIT SCHOOL DISTRICT  
 SCHEDULE OF TRAVEL - OTHER KEY PERSONNEL  
 FY81, FY82 and FY83 (through 12/31/82)

Travel Dates	Destination	Purpose of Trip	Voucher Date	Voucher Number	Airfare	Food/Drinks	Lodging	Taxi Auto	Registration	Other	Totals
DIRECTOR OF ADMINISTRATION											
FY83 Out-of-District Travel											
Missoula/Chicago/Missoula		ASA Wksp/Computer Wksp.	08/05/82	52108	\$ 518.00	\$ 67.05	\$ 125.91	\$ 150.09	\$ 285.55	\$	\$ 1,146.60
URK/Anc/URK		Met at DUP/PF	10/18/82	53257	304.00	75.22	89.46	129.53		20.72	618.93
URK/Anc/URK		Re: Construction	11/22/82	53739	332.00	166.55	226.80	13.00		20.81	759.16
URK/Anc		Jury for Dismale Const.	12/09/82	54250	229.00	116.10	267.41	10.00		11.33	633.84
URK/Anc/URK		Dismale Const.	01/12/83	54648	532.00	43.24	384.00	189.95			1,149.19
Total FY83 Out-of-District Travel					<u>1,915.00</u>	<u>468.16</u>	<u>1,093.58</u>	<u>492.57</u>	<u>285.55</u>	<u>52.86</u>	<u>4,307.72</u>
Total FY83 In-District Travel					<u>2,846.19</u>	<u>99.27</u>					<u>2,945.46</u>
Total Travel					<u>\$4,761.19</u>	<u>\$ 567.43</u>	<u>\$1,093.58</u>	<u>\$ 492.57</u>	<u>\$ 285.55</u>	<u>\$ 52.86</u>	<u>\$ 7,253.18</u>
DIRECTOR OF CURRICULUM AND INSTRUCTION											
FY83 Out-of-District Travel											
Chicago		ASA Wksp/Computer Wksp.	08/23/82	52329	\$	\$ 79.65	\$ 125.91	\$	\$		\$ 205.56
URK/Anc/URK		Region I Sch. Act. Assoc.	10/13/82	53144	304.00	37.50	89.10				430.60
URK/Seattle/URK		IM School Accred.	12/15/82	54376	687.35	194.79	229.50	67.50	20.00		1,199.14
Total FY83 Out-of-District Travel					<u>991.35</u>	<u>311.94</u>	<u>444.51</u>	<u>67.50</u>	<u>20.00</u>		<u>1,635.30</u>
Total FY83 In-District Travel					<u>767.42</u>						<u>767.42</u>
Total Travel					<u>\$1,758.77</u>	<u>\$ 311.94</u>	<u>\$ 444.51</u>	<u>\$ 67.50</u>	<u>\$ 20.00</u>		<u>\$ 2,602.72</u>

BERING STRAIT SCHOOL DISTRICT  
 SCHEDULE OF TRAVEL - OTHER KEY PERSONNEL  
 FY81, FY82 and FY83 (Through 12/31/82)

Travel Dates	Destination	Purpose of Trip	Voucher Date	Voucher Number	Airfare	Food/Drinks	Lodging	Taxi Auto	Registration	Other	Totals
DIRECTOR OF SPECIAL EDUCATION											
FY81 Out-of-District Travel											
To 12/31/80					\$ 870.00	\$ 88.80	\$ 129.60	\$ 217.23			\$ 1,305.63
	UNK/Los Angeles/UNK	Rural CAP Meeting	01/26/81	45318		150.00	242.54	200.27			592.81
	None/Anc/None	DOE Meeting	04/01/81	46182		100.35	237.60	137.04			475.99
	None/Sitka/None	Sp. Ed. Dir. Conf.	05/26/81	46822		146.76	308.00	21.05			475.81
	None/Anc/None	Title I Workshop	05/26/81	46823		86.15	164.00	123.28			373.43
Total FY81 Out-of-District Travel					<u>870.00</u>	<u>572.06</u>	<u>1,081.74</u>	<u>698.87</u>			<u>3,222.67</u>
Total FY81 In-District Travel					<u>770.00</u>	<u>213.95</u>					<u>983.95</u>
Total Travel					<u>\$1,640.00</u>	<u>\$ 786.01</u>	<u>\$1,081.74</u>	<u>\$ 698.87</u>			<u>\$ 4,206.62</u>
FY82 Out-of-District Travel											
	None/Anc/None	Sp. Ed. Conference	11/19/81	48825	\$ 328.00	\$ 11.15	\$ 272.41	\$ 158.02	\$ 15.00		\$ 784.58
Total FY82 In-District Travel					<u>537.26</u>						<u>537.26</u>
Total Travel					<u>\$ 865.26</u>	<u>\$ 11.15</u>	<u>\$ 272.41</u>	<u>\$ 158.02</u>	<u>\$ 15.00</u>		<u>\$ 1,321.64</u>
FY83 Out-of-District Travel and Total											
	UNK/Anc/UNK	Sp. Ed. Dir. Meeting	10/27/82	53381	\$ 304.00	\$ 150.00	\$ 275.00	\$ 20.00			\$ 749.00

STATE OF ALASKA

- 37 -

DIVISION OF LEGISLATIVE AUDIT

BERING STRAIT SCHOOL DISTRICT  
 SCHEDULE OF TRAVEL - OTHER KEY PERSONNEL  
 FY81, FY82 and FY83 (Through 12/31/82)

<u>Travel Dates</u>	<u>Destination</u>	<u>Purpose of Trip</u>	<u>Voucher Date</u>	<u>Voucher Number</u>	<u>Airfare</u>	<u>Food/Drinks</u>	<u>Lodging</u>	<u>Taxi Auto</u>	<u>Registration</u>	<u>Other</u>	<u>Totals</u>
DIRECTOR OF BILINGUAL/BICULTURAL EDUCATION											
					\$ 749.72						\$ 749.72
					<u>932.25</u>						<u>932.25</u>
					<u>\$1,681.97</u>						<u>\$ 1,681.97</u>
FY82 Out-of-District Travel											
	Nome/Las Vegas/Alaska	ASCD-NESI Meeting	01/14/82	48900	\$ 712.82						\$ 712.82
					<u>102.50</u>						<u>102.50</u>
					<u>\$ 815.32</u>						<u>\$ 815.32</u>
FY83 Out-of-District Travel											
	Unk/Eugene, OR/Unk	ASCD National Study	09/08/82	52387	\$ 853.24	\$29.00	\$40.00			\$190.00	\$ 1,112.24
					<u>940.00</u>						<u>940.00</u>
					<u>\$1,793.24</u>	<u>\$29.00</u>	<u>\$40.00</u>			<u>\$190.00</u>	<u>\$ 2,052.24</u>
DIRECTOR OF TRANSPORTATION											
FY83 Out-of-District Travel											
	Unk/Seattle	Re: Construction	08/23/82	52328	\$ 516.92	\$ 25.00	\$ 130.28	\$ 10.00			\$ 682.20
	Unk/Seattle/Unk	HS School Accred.	12/13/82	54322	<u>824.62</u>	<u>142.00</u>	<u>207.26</u>	<u>58.00</u>	<u>\$ 20.00</u>		<u>1,251.68</u>
					<u>\$1,341.54</u>	<u>\$ 167.00</u>	<u>\$ 337.54</u>	<u>\$ 68.00</u>	<u>\$ 20.00</u>		<u>\$ 1,934.08</u>

DISTRICT OFFICE

# BERING STRAIT SCHOOL DISTRICT

P.O. BOX 225

UNALAKLEET, ALASKA 99684

(907) 624-3611

## BERING STRAIT SCHOOL DISTRICT ANALYSIS OF TRAVEL, SALARY AND BENEFITS

APRIL, 1983

BREVIK MISSION

COUNCIL

DIOMEDE

ELIM

GAMBELL

GOLOVIN

KOYUK

SAINT MICHAEL

SAVCONGA

SHAKTOOLIK

SHISHMAREF

STEBBINS

TELLER

UNALAKLEET

WALES

WHITE MOUNTAIN

**Presented To: Legislative Budget and Audit Committee**

**Presented By: Ronald W. Hohman  
Superintendent  
Bering Strait School District**

DISTRICT OFFICE

# BERING STRAIT SCHOOL DISTRICT

P.O. BOX 225

UNALAKLEET, ALASKA 99684

(907) 624-3611

April 15, 1983

Mr. Gerald Wilkerson, Legislative Auditor  
Legislative Budget and Audit  
Pouch W  
Juneau, Alaska 99811

BREVIQ MISSION

COUNCIL

DIOMEDE

ELIM

GAMBELL

GOLOVIN

KOYUK

SAINT MICHAEL

SAVOONGA

SHAKTOOLIK

SHISHMAHEF

STEBBINS

TELLER

UNALAKLEET

WALES

WHITE MOUNTAIN

Dear Mr. Wilkerson:

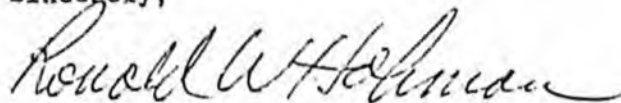
The audit recently completed by Mr. Hugh Ford presents several years of information relative to Board travel, Administrative travel and Administrative Salary and Benefits of the Bering Strait School District. The audit period as defined by Legislative Budget and Audit begins with FY-81 and presents activity through December 31, 1982, a time span which included much growth for the Bering Strait School District. To present this type of information without explanation as to reasons for the activity would be certainly assuming that both the legislature and public had a basic understanding of the needs of the Bering Strait School District. I think you would agree that this assumption is somewhat heroic and therefore demands additional information to place the data collected by the auditor in the proper perspective.

Having reviewed the rough draft prepared by Mr. Ford and Mr. Welker, it would appear that the most appropriate method of providing this information is to address each schedule separately. However, prior to analyzing the three individual schedules it is necessary to present general background information relative to the huge Bering Strait School District. Hopefully the complete package of information being provided by the Bering Strait School District will facilitate any analysis and enhance the value of information presented by Legislative Budget and Audit.

Therefore, I respectfully request that this information packet be included with your schedules when presented to the Legislative Budget and Audit Committee.

Thank you for your attention to this very important matter.

Sincerely,



Ronald W. Hohman, Superintendent  
Bering Strait School District

RWH/lkl

Enclosures

## BERING STRAIT SCHOOL DISTRICT

### GENERAL INFORMATION

FY-83

#### SECTION I

The Bering Strait School District has experienced significant growth in its scope and intensity of operations during the past five fiscal years. Students, staff, facilities and funding levels have combined to show growth patterns that demanded a management structure and style truly conducive to continuous change and turbulence. The information presented in the next several pages is intended to provide the reader with an appreciation for the environment in which the Bering Strait School District has provided a quality educational program during the period in question.

The first three pages demonstrate that the district has tripled its enrollment, increased staff by fivefold and operated four times as many facilities as it did when the district was formed. During this time period the Board of Education and Administration have worked diligently to expend the maximum proportion of funds available on the instructional programs. During fiscal year 1977 the district provided 1,160,460 student contact hours at a cost of approximately \$1.84 per student contact hour while in fiscal year 1982 8,178,480 students contact hours were provided at an approximate cost per student contact hour of \$.96. It is clear that although the district covers 80,000 square miles an area approximately equal to Michigan and Ohio and although growth during the past three years has been staggering, the 48% reduction in cost per student contact hour provided is indicative of a management style that has met the educational and community needs of rural Alaska without compromising any of the tenets of public service accountability. It would indeed be interesting to assess the comparability of

other districts, rural or urban, which have experienced similar change patterns during the period.

During the same time period the district has administered in excess of forty four million dollars in capital improvement projects including new construction, facility renovation, energy improvement, water projects and health code and life safety upgrade. Needless to say, the district has been both active and progressive in its efforts to deliver the best and safest possible educational program and community services to the people of the Eering Strait Region.

The remainder of Section I of this report presents the following exhibits:

Exhibit	Context	Page
Graph I	Trend of Average Daily Membership .....	FY77-FY85
Table I	Average Daily Membership Statistics .....	FY77-FY83
Graph II	Trend of Number of Classroom Teachers .....	FY77-FY83
Table II	Classroom Teacher Statistics .....	FY77-FY83
Graph III	Trend of Number of District Facilities .....	FY77-FY83
Table III	District Facility Statistics .....	FY77-FY83
Graph IV	Combined Trend of Pupil/Teacher, Staff .....	FY77-FY83
Table IV	District Wide Statistics - Pupil/Teacher Rates, Students per Unit, Unit Values .....	FY77-FY83
Graph V	Distribution of Total Expenditure Trend ....	FY77-FY83
Table V	Distribution of Total Expenditure Statistics .....	FY77-FY83
Exhibit I	Capital Project Inventory .....	FY77-FY83

Each of the exhibits presented in this section of the report describes a dimension both current and historical of the Bering Strait School District. At best it will provide the reader with a limited overview of the dynamic nature, accomplishments and activities that are part of the day to day life in the district. In concluding this section a partial list of FY83 year to date accomplishments with respect to students is presented for considerations. It is to be kept in mind that these results have been realized due to a continuous monitoring of progress toward the stated goals of the Bering Strait School District. These goals are:

1. IMPROVEMENT OF COMMUNICATIONS WITH STUDENTS, STAFF, PARENTS AND PUBLIC.
2. IMPROVEMENT OF COMMUNITY RELATIONS AND IMAGE
3. DEVELOPMENT AND REFINEMENT OF AN EDUCATIONAL MANAGEMENT SYSTEM
4. RELOCATION OF THE DISTRICT OFFICE TO UNALAKLEET
5. DEVELOPMENT OF A PROGRAM OF FOCUS FOR STUDENT ACHIEVEMENT
6. SUPPORT AND IMPLEMENT THE ACCREDITATION OF OUR HIGH SCHOOL PROGRAMS
7. DEVELOPMENT OF A PLAN FOR IMPLEMENTATION OF THE LATEST TELECOMMUNICATIONS TECHNOLOGY
8. UPGRADE THE DISTRICT'S FACILITIES FOR LIFE SAFETY/CODE DEFICIENCIES
9. REFINEMENT OF BOARD POLICY AND ADMINISTRATIVE PROCEDURES MANUALS
10. IMPROVEMENT OF COORDINATED TRAVEL SCHEDULES FOR STUDENTS, STAFF AND BOARD

A more complete explanation of the goals of the Bering Strait School District along with a midyear evaluation of goal attainment can be found in the publication entitled Focus on Goals, Bering Strait School District Mid-Year Report 1982-83.

Student accomplishments for fiscal year 1983 include but are not limited to:

Student Achievements

- . Anne Marie Anasogak - Voc. Ed., OEA, State Comp., Finished in Top Five in Secretarial Skills Competition
- . Barbara Apangalook - Alaskan of the Year Scholarship; Alaska Airlines Scholarship; Voc. Ed. State OEA Comp., Placed Third in Proofreading and Spelling, qualifying for National OEA Comp.
- . Paul Lincoln - Cross Country Skiing Champion
- . Ben Rupert - U.S. Air Force Academy Nominee
- . Alfred Kuzsruk - U. of A./State of Alaska Art Contest Winner
- . Shishmaref Girls Basketball Team - Region I, Division II Runner Up Champions
- . Alaska Future Problem Solving - Meredith Guthridge, Thor Ryan, Leon Gonion, Darlene Olanna
- . Jennifer Degnan - Koyuk and Unalakleet Spelling Bee Champion
- . Hilda Saccheus - Voc. Ed. State OEA Comp., Placed 5th in Records Management
- . Monica Thomas - Voc. Ed. State OEA, Secretary-Elect
- . Zilma Nowpakahok - Voc. Ed. State OEA Comp., 3rd Place Verbal Communications - qualifying for National OEA Comp.

Scholarship Winners

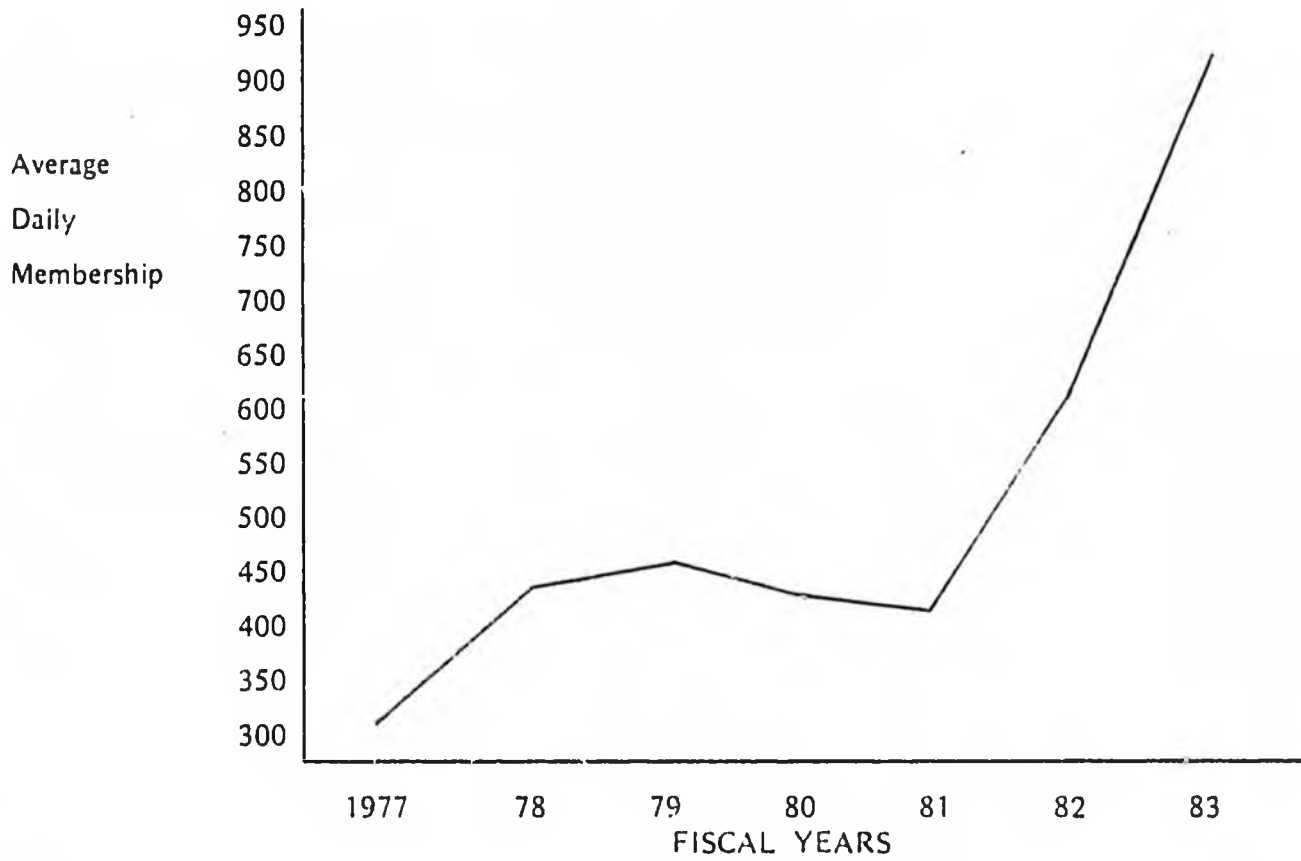
- . BSNC Scholarship
- . Alaska Airlines - Barbara Apangalook
- . Bill King Scholarship
- . Sheldon Jackson College - Debbie Bradley, Allan Sagoonick, Alvin Pootogooluk Jr., Carol Seetomona, Barbara Ningeulook, Edward Tocktoo, Perry Barr, Barbara Apangalook, Sheery Apatiki, Harold

Koonooka, Zilma Nowpakahok, Eddie Ungott, Rodney Ungwiluk, Jr.

- . Nick Begich Scholarship Fund - Zilma Nowpakahok
- . Gambell Native Corporation - Barbara Apangalook, Harold Koonooka
- . City of Gambell - Barbara Apangalook, Harold Koonooka
- . The Mukluk Telephone Company's Martin L. Olson Science Scholarship

It is to be noted that this list of student achievements is what the Bering Strait School District is about and under the direction of this School Board and Superintendent the focus will remain on opportunities and experiences for students.

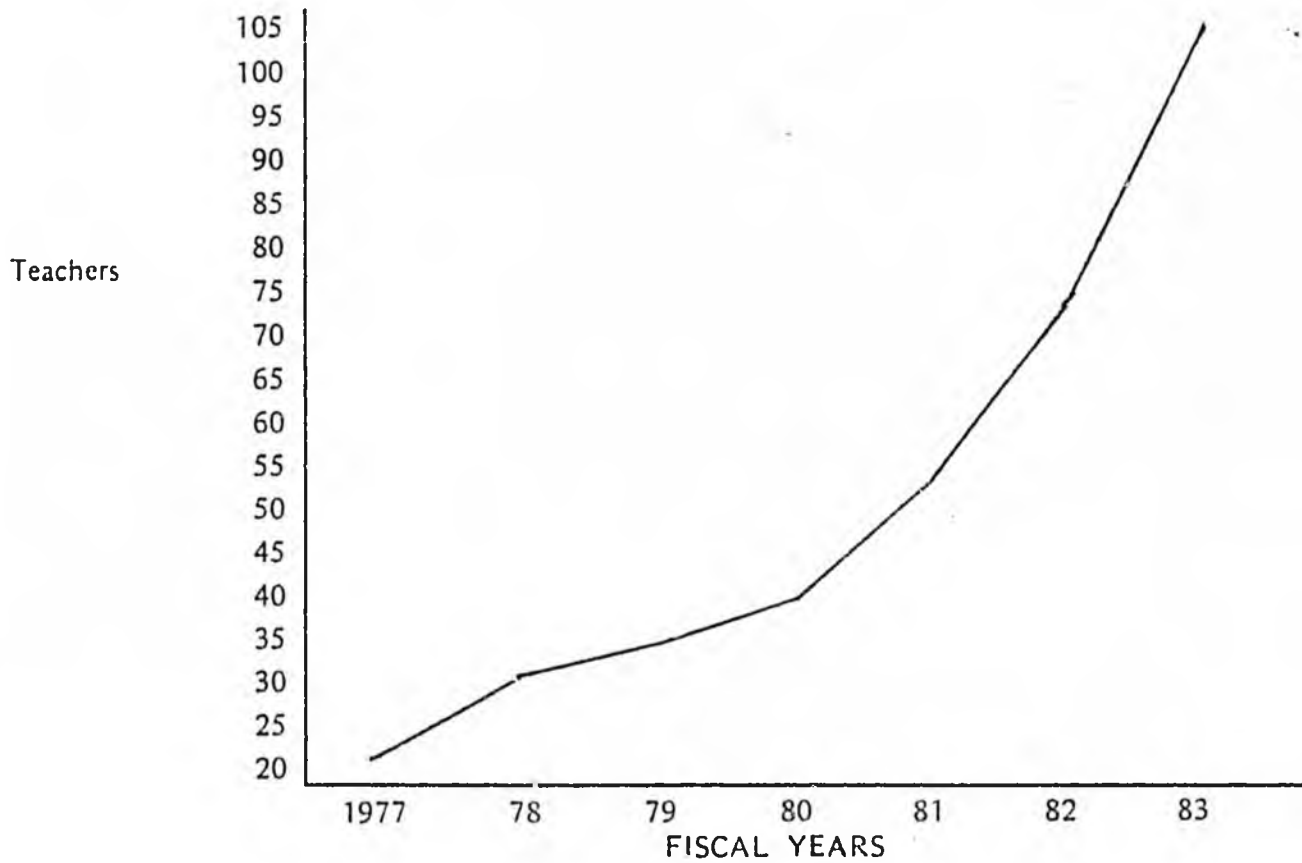
BERING STRAIT SCHOOL DISTRICT  
 AVERAGE DAILY MEMBERSHIP  
 FISCAL YEAR 1977-83  
 GRAPH I



BERING STRAIT SCHOOL DISTRICT  
 AVERAGE DAILY MEMBERSHIP  
 FISCAL YEAR 1977-83  
 TABLE I

<u>Fiscal Year</u>	<u>Average Daily Membership</u>	<u>% of Change</u>
1977	307	
1978	443	44.3
1979	451	1.8
1980	441	- 2.2
1981	440	- 3
1982	614	39.5
1983	920	49.8

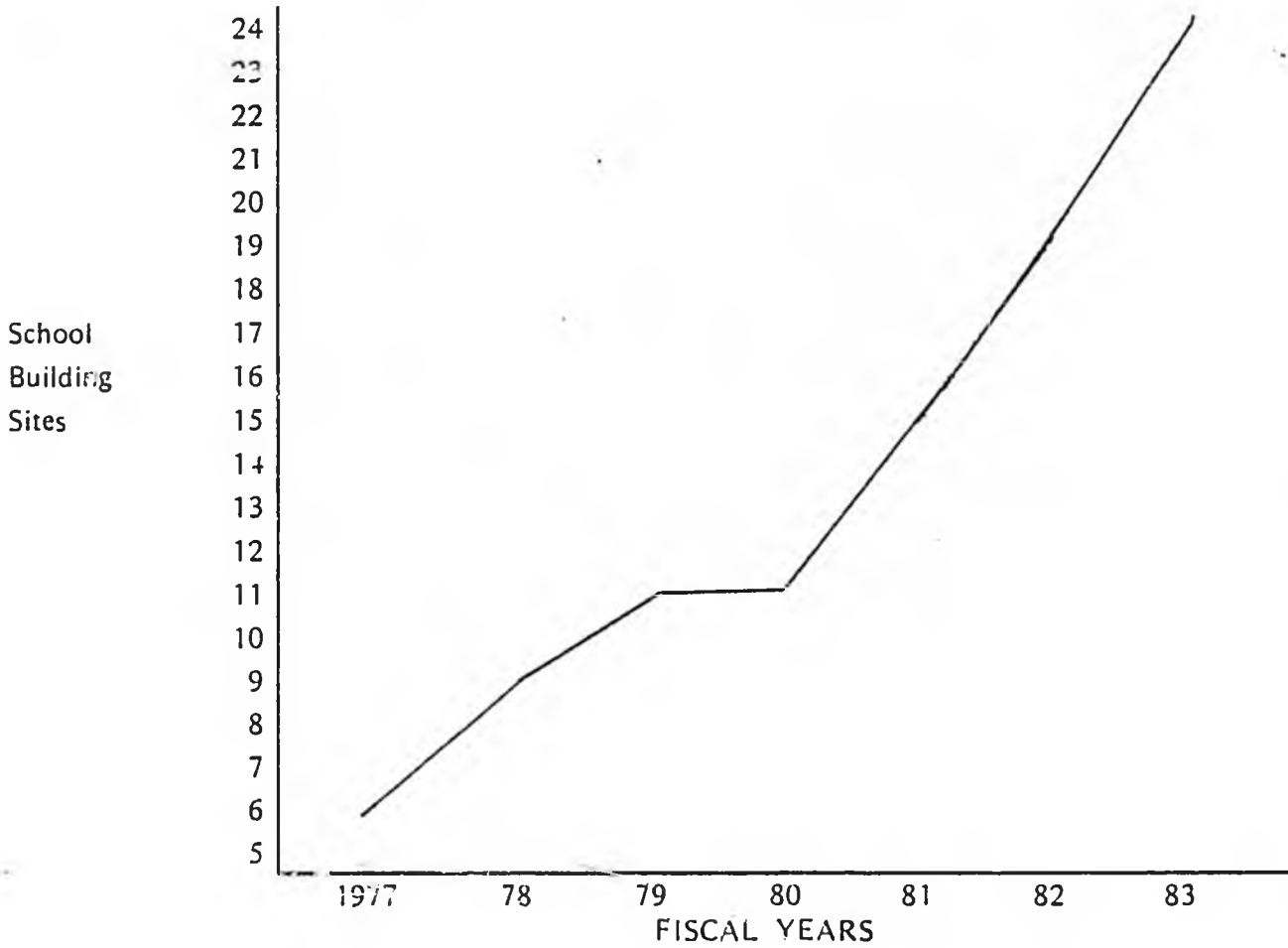
BERING STRAIT SCHOOL DISTRICT  
 CLASSROOM TEACHERS  
 FISCAL YEAR 1977-83  
 GRAPH II



BERING STRAIT SCHOOL DISTRICT  
 CLASSROOM TEACHERS  
 FISCAL YEAR 1977-83  
 TABLE II

<u>Fiscal Year</u>	<u>Classroom Teachers</u>	<u>% of Change</u>
1977	21.	
1978	31.3	58.05
1979	34.5	10.22
1980	39.5	14.49
1981	54.	36.70
1982	74.	37.03
1983	103.	39.18

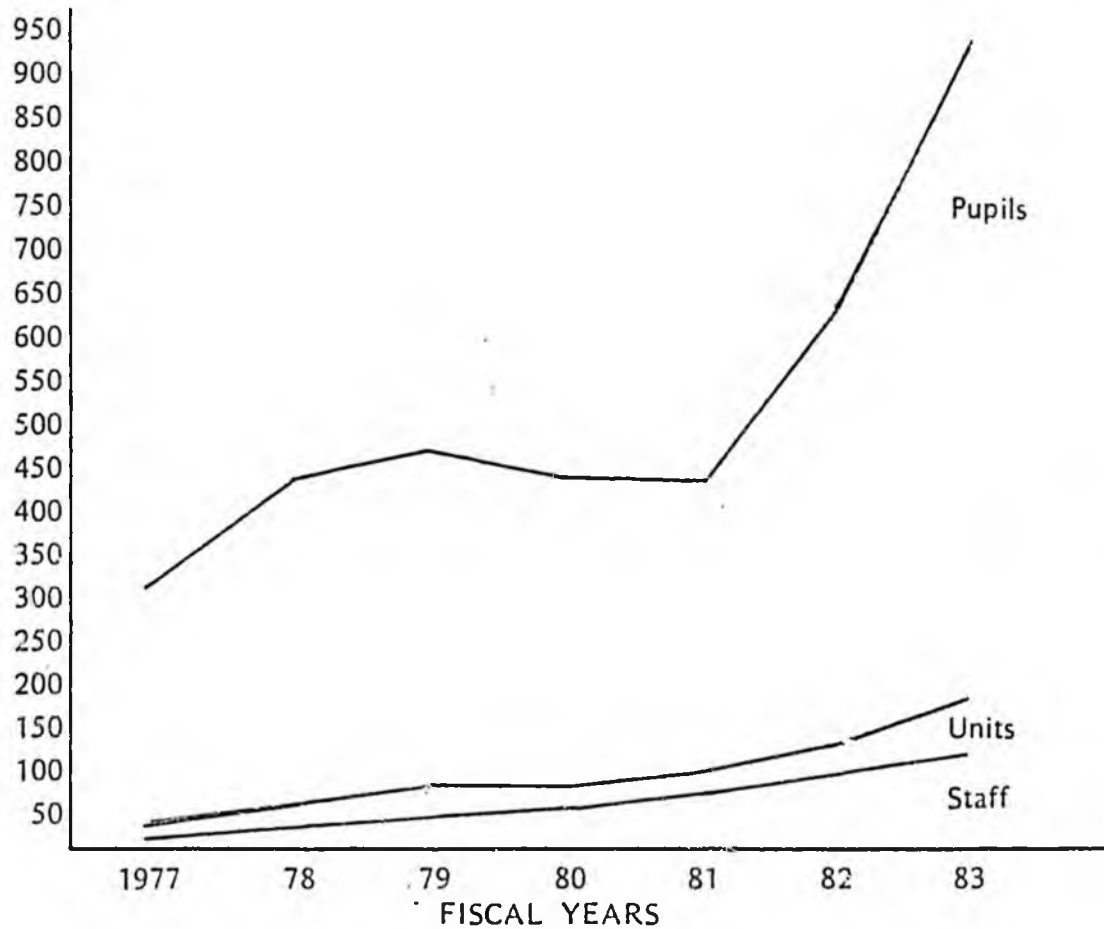
BERING STRAIT SCHOOL DISTRICT  
FACILITIES  
FISCAL YEAR 1977-83  
GRAPH III



BERING STRAIT SCHOOL DISTRICT  
FACILITIES  
FISCAL YEAR 1977-83  
TABLE III

<u>Fiscal Year</u>	<u>Facility</u>	<u>% of Change</u>
1977	6	
1978	9	50.
1979	11	22.22
1980	11	0.0
1981	15	36.36
1982	19	26.66
1983	24	26.32

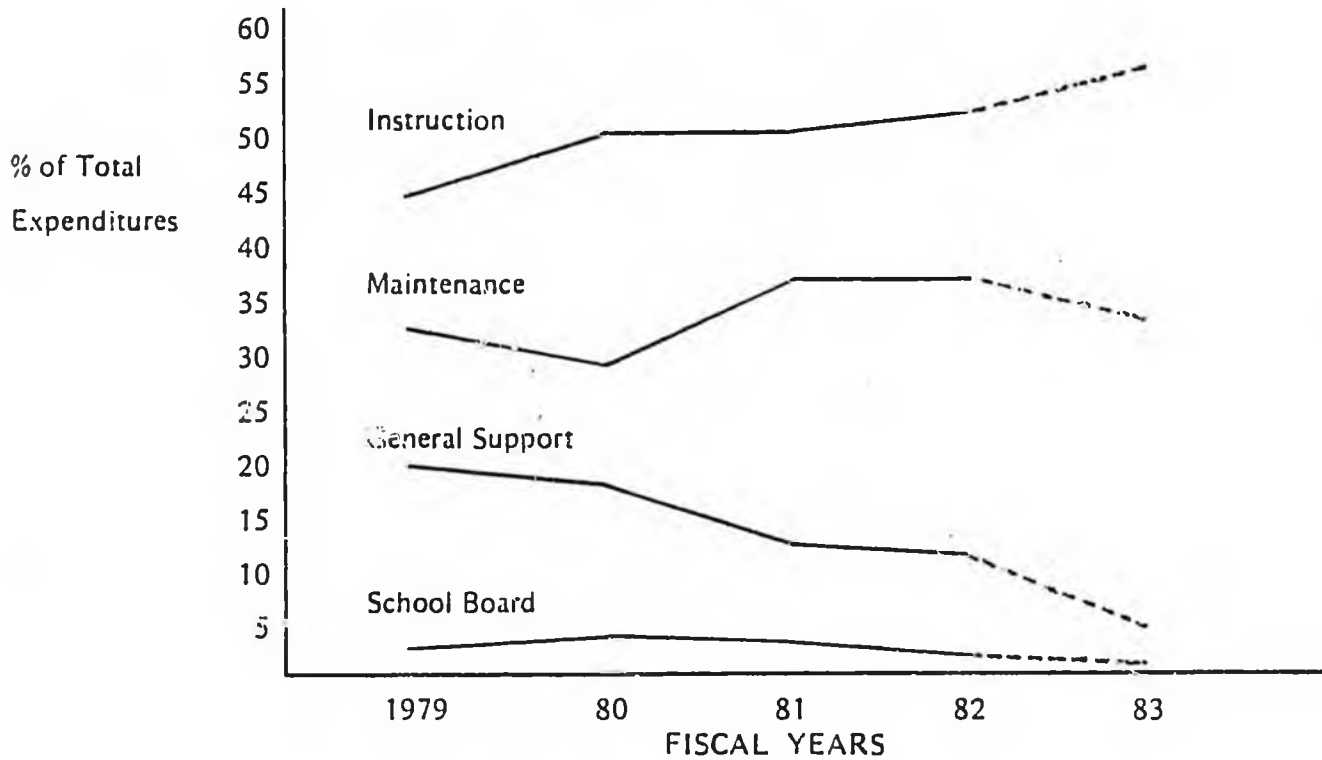
BERING STRAIT SCHOOL DISTRICT  
DISTRICT WIDE STATISTICS  
FISCAL YEAR 1977-83  
GRAPH IV



BERING STRAIT SCHOOL DISTRICT  
DISTRICT WIDE STATISTICS  
FISCAL YEAR 1977-83  
TABLE IV

	FY '77	FY '78	FY '79	FY '80	FY '81	FY '82	FY '83
Pupils (ADM)	307	443	451	441	440	614	920
Units	42	62	72	72	94	123	171
Value Per Unit	37592	43080	44950	49445	55301	58842	65300
Pupil Teacher Ratio	14.6 - 1	14.1 - 1	13.0 - 1	11.1 - 1	8.1 - 1	8.3 - 1	8.9 - 1
Students Per Unit	7.3	7.1	6.2	6.1	4.6	5.0	5.4

BERING STRAIT SCHOOL DISTRICT  
 DISTRIBUTION OF TOTAL EXPENDITURES  
 FISCAL YEAR 1979-83  
 GRAPH V



BERING STRAIT SCHOOL DISTRICT  
 DISTRIBUTION OF TOTAL EXPENDITURES  
 FISCAL YEAR 1979-83  
 TABLE V

	FY '79		FY '80		FY '81		FY '82		FY '83	
	\$	%	\$	%	\$	%	\$	%	\$	%
Instruction	1,842,796	45	2,191,681	50	2,857,427	50	4,084,922	52	6,797,888	55
Maintenance	1,331,228	32	1,289,979	29	2,023,459	36	2,834,866	36	3,985,434	32
General Support	834,242	20	787,984	17	665,996	12	864,706	11	613,350	5
School Board	94,776	2.3	155,332	3.5	167,972	2.9	138,313	1.7	150,000	1.2

BERING STRAIT SCHOOL DISTRICT  
CAPITAL IMPROVEMENT PROJECT

1976 - 1983

Brevig Mission High School

Funded from CH 134 SLA 1978 \$1,681,000. Completed in 1982  
Teachers quarters funded from CH 121 SLA 1980 \$85,000.  
Completed 1982

Diomedea High School

Funded from CH 124 SLA 1978, CH 50 SLA 1980 and CH 82 SLA 1981.  
Grant from DOT/PF for \$4,200,000. Bid opening November 22, 1982  
Expenditure for prior design have been subtracted from the total  
grant.

Elim High School

Funded from CH 134 SLA 1978, CH 137 SLA 1978 for \$1,327,716.  
Completed 1982 DOT/PF 1980.

Gambell High School

Funded from CH 195 SLA 1978, CH 131 SLA 1976 for \$1,929,190.  
Completed 1979.

Gambell High School Addition

Funded from CH 134 SLA 1978, CH 137 SLA 1978 for \$1,240,000.  
Completed 1982 DOT/PF 1980.

Golovin High School

Funded from CH 134 SLA 1978 for \$1,627,885. Completed 1982  
DOT/PF 1980.

Koyuk High School

Funded from CH 134 SLA 1978 for \$1,390,528. Completed 1982  
DOT/PF 1980

Koyuk Utility Building

Funded from insurance funds for \$466,348. Completed 1982  
DOT/PF 1980.

Koyuk Generator

Funded from CH 131 SLA 1976 for \$20,655. Completed 1978

St. Michael High School

Funded from CH 134 1978 for \$1,520,702. Completed 1982  
Construction shortfall funding requested in FY 84 CIP

Savoonga High School

Funded from CH 195 SLA 1972, CH 142 SLA 1974 and CH 131 SLA 1976 for  
\$1,749,000. Completed 1978

Shaktolik Elementary/Secondary School

Funded from CH 134 SLA 1978 and CH 50 SLA 1980 and federal funds  
from BIA.

State funds	\$1,537,100
BIA funds	<u>2,104,000</u>
	\$3,641,100

Shaktoolik Elementary/Secondary School CONT:

See agreement with BIA for total construction funding of \$3,387,000.  
Completed 1982

Shishmaref Disalination

CH 113 SLA 1978 for \$140,000. Grant application submitted

Shishmaref Elementary/Secondary

Funded from CH 142 SLA 1974 for \$2,492,000. Completed 1976

Shishmaref Relocatable

Funded from CH 142 SLA 1974 for \$50,000. Completed 1976

Shishmaref Water Upgrade

Funded from CH 131 SLA 1976 for \$42,560. Completed 1978

Shishmaref High School Roof

Funded from CH 131 SLA 1976 for \$285,000. Completed 1978

Shishmaref School

Funded from CH 32 SLA 1982 DOE Grant #82-40 for \$1,978,058.

Stebbins High School

Funded from CH 134 SLA 1978 for \$2,082,908. Completed 1982.  
Over run funds requested in FY 84 CIP

Stebbins Upgrade

Funded from federal funds for \$431,644. Grant application submitted.

Teller Elementary/Secondary School

Funded from CH 134 SLA 1978 for \$475,400. Completed in 1980

Teller Multi-purpose Room

Funded from CH 131 SLA 1976 for \$855,000. Completed in 1981

Unalakleet White Alice Renovation

Funded from CH 80 SLA 1976 for \$230,000. Completed 1982

Unalakleet Roof

Funded from CH 195 SLA 1978 for \$285,000. Completed 1980

Unalakleet High School

Funded from federal PL 81-815 Funds for \$1,812,200. Completed 1977  
\$140,000. Equipment funds from CH 142 SLA 1974

Unalakleet Administration Building

Funded from CH 121 SLA 1980 for \$1,934,000. Completed 1982

White Mountain Secondary Remodel

Funded from CH 131 SLA 1976 for \$895,000. Completed 1979.

White Mountain Water Upgrade

Funded from CH 131 SLA 1976 for \$47,150. Completed 1978

White Mountain Addition

Funded by CH 82 SLA 1981 for \$1,194,600. DOE grant #82-41

District Wide Code Upgrade

Funded from CH 82 SLA 1981 for \$3,880,459. DOE grant #82-45

District Wide Major Maintenance

Funded from CH 82 SLA 1981 for \$845,478. DOE grant #82-46

District Wide PMI Project

Funded from CH 82 SLA 1981 for \$250,000. Grant application submitted

Water & Sewer Projects

Funded from CH 25 SLA 1982 for \$1,970,000. DOE grant #83-19 for projects at Shishmaref, Brevig Mission, Teller, Koyuk and Golovin.

## SECTION II

This section of the report addresses a schedule prepared by Legislative Budget and Audit which presents a summary of Salary and Other Benefits for selected administrators in the Bering Strait School District. A proper perspective on salary and benefits can only be gained by a review of comparable salary schedules from other rural districts. This information is presented in the following table.

### Average Daily Salary for Selected Rural Education Attendance Areas 1982-83

District	Number of Employees	Sup't. Daily Rate	Asst. Sup't./ Dep. Daily Rate	Rus. Man. Daily Rate	Dir. Daily Rate
Iditarod	108	277.53	262	-	238
Lower Kusko.	921	379.20	287	210	225
B.S.S.D.	332	358.79	283	244	220
North Slope	474	370.37	309	237	237
Lower Yukon	363	312.50	294	250	229
Southwest Reg.	254		283	270	238
Yukon Flats	98.5	281.53	228	199	172
Lake & Penin.	100	270.27	-	229	-
Yukon Koyukuk	107	347.72	267	247	222

As can be seen from the above table the salaries for selected administrators in the Bering Strait School District are by no means the highest paid in the rural regions or among all districts in the State of Alaska.

The daily rate for the superintendent ranks third among the eight districts surveyed and the daily rate for the Assistant Superintendent category and the Business Manager also ranked third among the eight districts surveyed. The average daily rate for directors ranks sixth of the districts surveyed in addition to the fact that the benefits received by Bering Strait School District administrators are average with respect to the benefit programs in the other districts that were addressed. The source for this information is the 1982-83 Survey of School District Employee Benefits, published by the Association of Alaska School Boards.

## ADMINISTRATIVE

Below are the page headings for the Administrative Salaries and Benefits Survey on the next few pages.

- A Name of School District
- B Number of employees
- C Position/Title
- D Base Salary
- E Top Salary
- F Days on contract/vacation days
- G Insurance benefits not provided to teachers
- H Expenses other than travel paid by district
- I Professional development paid by district
- k Other benefits not listed but provided

A	B C	D	E	F	G	H	I	J	K
Iditarod	1 Asst. Supt./Dsn. Mgr.		61,480.00	261/26	Same	No	No		None
	1 Title VII Coord	36,712	51,255	200/3	Same	No	No		None
	1 Chapter 1/Lang. Arts Spec.	36,712	51,255	200/3	Same	No	No		None
	1 JOM/IEA/Comm-Ed./BIP	36,712	51,255	200/3	Same	No	No		None
	1 Curr. Dir.		57,240	261/25	Same	No	No		None
	1 Spec. Ed. Dir.	36,712		200/3	Same	No	No		None
	1 Secondary Curr. Coord.	26,204	47,753	188/3	Same	No	No		None
	1 Voc. Ed. Dir.	36,712	51,255	200/3	Same	No	No		None
	1 Bilingual Dir.	36,712	51,255	200/3	Same	No	No		None
	1 Library/Media Coord.	36,712	61,255	200/3	Same	No	No		None
	1 Personnel Director	36,504		261/21	Same	No	No		None
	1 Facilities Coord.	50,393		261/21	Same	No	No		None
	1 Maint. Director	46,247		261/24	Same	No	No		None
	2 Maint. Foreman	37,750		261/15	Same	No	No		None
1 Computer Educ. Coord.	13,102	22,677	94/1.5	Same	No	No		None	
Juneau	Asst. Supt. Instr.		60,840						
	Asst. Supt. Bus.		60,840						
	Personnel Director		40,170	12/24			\$25/mo Car		
	Finance Officer		41,282	12/24			\$60/mo Car		
	Comm. Schools Dir.		37,128	12/24			\$50/mo		
	Maint/Opr. Supvr.		44,720	12/24					
	Dist. Head Custodian		32,084	12/24					
	Asst. Head Custodian		27,690	12/24					
Indian Studies Supvr.		30,852	10.5/				\$85/mo Car		
Kake	NONE								
Kenai	2 Assoc. Supt.	61,865		7/24	No	No	Yes		
	1 Fed. Program Director	51,408		7/0/3	No	No	Yes		
	1 Special Ed. Director	51,408		7/0/3	No	No	Yes		
	1 Elem. Curriculum Director	51,408		7/0/3	No	No	Yes		
Ketchikan	1 Asst. Supt.		69,700	12/22	Full Medical	No	No		No
	1 Special Ed. Director		56,500	207/	Same	No	No		No
	1 Community Schools Dir.		40,707	230/	Same	No	No		No
	1 Personnel Coord	30,432	Up	12/28	No	No	No		Non-Certificated
	1 Business Manager	42,000	Up	12/24	No	No	No		Same
	1 Facilities Coord.	41,000	Up	230/					Certificated
King Cove	NONE								
Klawuck	NONE								

A	B C	D	E	F	G	H	I	K
Kudlak	1 Asst. Supt.	54,000	60,500	230/5	No	No	\$300/yr Prof Dues	Car allow/Tuition/Physical
	1 Admin. Assistant	52,000	58,000	230/5	No	No	Same	Same
	1 Curric. Director	48,000	54,000	204/5	No	No	Same	Same
	1 Special Ed. Director	41,000	46,000	198/5	No	No	Same	Same
Kuspuk	1 Admin. Asst./Principal							
	2 Admin. Asst.	29,268	57,912	200/0			State & Limited Natl	
	1 Bilingual/Fed. Prog. Dir.	26,723	38,427	188/			Same	
	1 Curric. Director	26,723	46,338	200/			Same	
	1 Special Ed. Director	26,723	46,497	188/			Same	
	1 Com. Ed. Dir./Fed. Prog.	29,268	51,218	188/			Same	
	1 Public Info. Officer	2,500	2,500	12/			State Meeting	Non-Certified
	1 Facilities Coord.	2,500	4,447	12/			Same	Non-Certified
Lake & Peninsula	Asst. Supt.			260/20	Life = Salary	No	AASA	No
	Admin. Asst.			210/0	Same	No	No	No
	Special Ed. Director			210/0	No	No	No	No
	Business Manager		55,000	260/20	No	No	No	No
	Facilities Coord.		55,000	260/20	No	No	No	No
	Asst. Fac. Coord./Dir of Maint.		55,000	260/20	No	No	No	No
Lower Kuskokwim	2 Asst. Supt.		65,250	260/	No	No	State & National as	approved by Supt.
	Admin. Asst.		43,617	12/			Same	
	Fed. Program Dir.		53,643	260/1.75				Same
	Curric. Director		49,036	240/1.75				Same
	Special Ed. Director		42,201	224/1.75				Same
	Elem. Curric. Coord.		39,283	220/			Same	
	Bilingual Director		57,012	260/2.75				Same
	Personnel Director		46,321	12/1.75			State & national	
	Business Manager		50,211	12/1.75			Meetings with Supt.	
	Facilities Director		53,206	12/1.75			approval	
	Capital Project Dir.		53,893	12/2.75			Same	
Lower Yukon	1 Admin Assistant	60,235		220/15	None			
	1 Fed. Program Director	60,235		220/15	None	None		
	1 Curric. Director	46,319		198/0	None	None	None	
	1 Special Ed. Director	51,465		220/15	None	None	None	
	1 Voc. Educ. Director	38,841		198/0	None	None	None	
	1 Bilingual Director	38,280		198/0	None	None	Bilingual Conference	
	1 Personnel Director	38,301		220/15	None	No	None	
	1 Business Manager	56,000		240/16	None	No	None	
	1 Fed. Prog. Specialist	51,465		220/15	None	No	None	

A	B C	D	E	F	G	H	I	K
Adak	Admin. Assistant	44,000	51,000	240/30	Y	X		X
	Special Ed. Director	36,000	49,000	188/7.5		X	State	X
	Personnel Director	43,000	50,000	240/30	X		State National	X X
Alaska Gateway	1 Asst. Supt.		61,985	230/				
	1 Spec. Ed. Director	24,706	52,329	220/				
	1 Business Manager		43,769	230/				
	Facilities Coord.	43,000		230/				
Aloutien	1 Admin. Assistant	76,877		260/20	No	\$50. p/m, Auto	W/Supt. Approval	None
Anchorage	5 Assistant Superintendent	62,420	66,559	260/24	No	Exp. Account	No	\$45 MI. Vehicle Allowance
	1 Federal Program Director	50,046	56,477	260/24	No	No	No	Same
	1 Curriculum Director	50,046	56,477	260/24	No	No	No	Same
	1 Special Ed. Director	50,046	56,477	260/24	No	No	No	Same
	1 Elementary Curric. Director	50,046	56,477	260/24	No	No	No	Same
	1 Voc. Education Director	44,670	51,120	260/24	No	No	No	Same
	1 Bilingual Director	44,670	51,120	260/24	No	No	No	Same
	1 Public Information Officer	41,441	41,441	260/24	No	Exp. Account	No	Same
	1 Personnel Director	61,133	61,133	260/24	No	Exp. Account	No	Same
	1 Facilities Coordinator	47,899	54,303	260/24	No	No	No	Same
	1 Labor Relations Director	57,379	57,379	260/24	No	Exp. Account	No	Same
Annette	1 Fed. Program Dir.	See Elem.	Principal					
	1 Special Ed. Director	See Elem.	Principal					
	1 Voc. Ed. Director	See, U.S.	Principal					
	1 Business Manager	35,000		220/12	Yes	3,500/Hr. Exp	Travel/Perdlem	
Bering Strait	Deputy Supt.	66,245		260/26		Hotel/Perdlem	Hotel/Trav. Perdlem	
	Fed. Program Dir.	47,115		220/--		Same	Same	
	Special Ed. Director	44,786		260/24		Same	Same	
	Elem. Curric. Dir.	50,628		260/24		Same	Same	
	Voc. Educ. Director	59,400		260/24		Same	Same	
	Business Manager	47,500		260/24		Same	Same	
	Transportation Coord.	42,790		260/24		Same	Same	
	Dir. Transitional Prog.	54,000		260/24		Same	Same	
Bristol Bay	NONE							
Chatham	1 Assistant Superintendent	46,000	46,000	220/22	Med & Travel	Cabs	Perdlem + Travel	
Chugach	1 Curriculum Director					Admin. Stipend	of \$2,500.00 (15 extra days)	

A	B	C	D	E	F	G	H	I	K
Copper River	1	Currlic. Director		61,000	230/	No	No	Yes	
	1	Business Manager		43,950	230/	No	No	Yes	
Cordova		NONE							
Coalg	1	Business Manager	24,000	24,000	12/10		No	None	
Delta/Creely	1	Asst. Superintendent	61,691		240/10	No	No	AASA	
	1	Special Services Coord.	48,526		220/4	No	No		
	1	Coor. Study teacher	32,456		188/2	No	No		
	1	Coor. Study Prin./teacher	36,540		210/4	No	No		
	1	Coor. Study/AIDS teacher	34,483		188/2	No	No		
Dillingham		Assistant Supt.	67,600		260/21	No	No	State & National	2/dy Pers. Leave & Tuition
		Admin. Assistant	32,000		260/18	No	No	State/Workshop	2 dys Pers. leave & Tuition
		Business Manager	46,000		260/10	No	No	State & National	Same
		Maint. Foreman	42,000		260/18	No	No	No	Same
Fairbanks	1	Asst. Supt.	54,000		12/24	No	Trv/Hotel & Pdm	1 State & National	None
	1	Assoc. Supt.	62,000		12/24	No	Same	Same	None
	1	Admin. Asst.	39,000		12/24	No	Same	Same	None
	1	Fed. Program Dir.	47,000		12/24	No	Same	Same	None
	1	Special Ed. Director	48,873		12/24	No	Same	Same	None
	1	Public Info. Officer	35,310		12/24	No	Same	Same	None
	1	Personnel Director	51,318		12/24	No	Same	Same	None
	1	Business Manager	55,650		12/24	No	Same	Same	None
	1	Dir. Operations & Maint.	51,100		12/24	No	Same	Same	None
	1	Dir. Student Activities	47,000		12/24	No	Same	Same	None
1	Coor. Staff Dev.	45,000		12/24	No	Same	Same	None	
Galena	1	Admin. Assistant	28,340	40,040	260/20	N/A	N/A	N/A	
Haines		NONE							
Hoonah		NONE							
Hydaburg		NONE							

-09-

A	B C	D	E	F	G	H	I	K
Mat Su	Assistant Supt.	60,000	N/A	260/36	All have 15,000 Life & 100,000 Accid. Life Ins	Assoc. Dues	St. & National Conf.	IRS, WC, ESC, SL
	Curriculum Director	53,000	N/A	260/30		Same	Same	Same
	Special Ed. Director	53,000	N/A	260/30		Same	Same	Same
	Elem. Curric. Director	53,000	N/A	260/30		Same	Same	Same
	Personnel Director	50,000	N/A	260/30		Same	Same	Same
	Business Manager	50,000	N/A	260/30		Same	Same	Same
Kenai	1 Curriculum Director		40,000	215/3	No	No	No	Same as teachers
North Slope	Asst. Superintendent		72,000	245/12	No	None	Yes	None
	Assoc. Supt.		72,000	245/12	No	None	Yes	None
	Admin. Assistant		55,000	230/12	No	None	Yes	None
	Fed. Program Director		60,000	265/12	No	None	Yes	None
	Curriculum Director		60,000	265/12	No	None	Yes	None
	Special Ed. Director		60,000	265/12	No	None	Yes	None
	Elem. Curriculum Director		60,000	265/12	No	None	Yes	None
	Voc. Educ. Director		60,000	265/12	No	None	Yes	None
	Bilingual Director		60,000	265/12	No	None	Yes	None
	Public Info. Officer		45,000	245/12	No	None	Yes	None
	Business Manager		60,000	260/12	No	None	Y.	None
	Facilities Coord.		60,000	245/12	No	None		None
Pelican	NONE							
Petersburg	1 Fed. Program Director	4,908.00		180/5	No	No	No	None
	1 Special Ed. Director	34,361		180/5	No	No	No	None
Pribilof Island	1 Special Prog. Director	51,608		220/0	No	(1) Prof Dues	State & Natl Conf.	30% Rent - all fuel paid
Rallbelt	1 Curriculum Director		45,000	197/0	No	Perdlem + Hotel	In State Trvl	None
	1 Business Manager		45,000	12/15	No	Perdlem + Hotel	In State Conf.	None
	1 Facilities Coordinator		13,395.	12/15	No	Perdlem + Hotel	In State Conf.	None
Sand Point	All Admin. positions held by	Supt.						
Sitka	1 Fed. Program Director							See Spec. Ed. Director
	1 Special Ed. Director	47,071	53,661	206/	No	\$25.00 Perdlem	Travel to State	See Spec. Ed. Director
	1 Bilingual Director							
	1 Voc. Education Director	48,954	60,243	206/		\$75.00 Perdlem	Travel to State	
Skagway	NONE							

A	B	C	D	E	F	G	H	I	J	K
Southeast Island		Asst. Supt.	53,679		220/	No		W/Supt Approval	W/Supt Approval	Same benefits as teachers
		Business Manager	33,000		12/	No		No	Same as Teachers	
		Facilities Coord.	42,000		12/ -	No		No	Same as Teachers	
Southwest Region	1	Asst. Supt.		65,000	12/30	Yes				Housing Subs./Car Stipend
	1	Admin. Assistant		34,612	12/24					
		Fed. Program Dir.		46,842	210/					See Fed. Prog. Dir.
		Curric. Director		51,952	210/					See Curric. Dir.
		Spec. Ed. Dir.								
		Voc. Educ. Dir.								
		Elem. Curric. Coord.		47,409						
	Bilingual Dir.									
	Business Manager	62,000				Yes		ASBO Meeting		Housing Subs.
	Facilities Coord.	48,500				Yes				Housing Subs/Vehicle Stipend
	Dir. of Instruction		58,500		12/30	Yes				Housing Subs/Vehicle Stipend
St. Marys		Asst. Superintendent	50,000		200/	No			Yes	
		Bilingual Director	29,790		240/	No	No		Yes	
		Business Manager	31,719		230/	No			Yes	
		Facilities Coord.	50,000		200/	No			Yes	
Unalaska	1	Fed. Prog. Coord.	COMBINED	WITH TEACH	ER /					
Valdez	1	Curriculum Director	38,248	57,372	200/12					
	1	Business Manager	52,783	75,732	240/					
	1	Facilities Coord.	52,783	75,732	240/					
Wrangell		NONE								
Yakutat	1	Admin. Assistant	45,000		204/2	No	No		State	
Yukon Flats	1	Assistant Supt.	52,500		260/30	Added Life	None		State & Natl Travel	10 Day Professional Leave
	2	Admin. Assistant	23,000	23,690	220/				Trv./1 State Mtg.	
	1	Fed. Program Dir.	32,000		220/				State Conferences	
	1	Curric. Director	47,000		260/24				State Conferences	
	1	Special Ed. Director	37,700		220/				State Conferences	
	1	Business Manager	47,000		260/24				State Conferences	
	1	Facilities Coordinator	independ.	Contractor						

A	B C	D	E	F	G	H	I	K
Yukon/Koyukuk								
1	Asst. Superintendent	61,431	N/A	260/Y	N	Hotel & Meals	Dues & Travel Exp.	Exp Acct \$150/mo
1	Special Programs Coord.	45,389	N/A	210/Y	No	Same	Trv. to State Mtgs	None
1	Voc. Education Director	56,775	N/A	260/Y	H	Same	Same	None
1	Business Manager	56,775	N/A	260/Y	N	Hotel & Meals	Travel & Expenses	None
2	Special Asst.	52,992	N/A	210/Y	N	Same	Same	Same
1	JOH/IEA Coord.	43,228	N/A	200/Y	H	Same	Same	Same
1	Dir. Admin. Services	56,775	N/A	260/Y	N	Same	Same	None
1	Program Dev. Spec.	40,775	N/A	200/Y	N	Same	Same	Same

SECTION III

SCHOOL BOARD TRAVEL

School Board Travel in the Bering Strait School District reflects expenditures for not only the eleven members of the school board but also for approximately seventy members of the village Advisory Education Committees and the Parent Advisory Council. The cost of travel for the period addressed by the audit has increased over forty percent which contributes to the fact that less meetings are being held. Two critical pieces of information are needed when contemplating a schedule of board travel in a Rural Education Attendance Area, the first is the various costs associated with holding a meeting of the board. These costs depend on the location and duration of the meeting. The following table presents the approximate cost of a two day board meeting at each of the villages within the district.

<u>Village</u>	<u>Approximate Cost of Board Meeting</u>
Unalakleet	\$ 7,830
St. Michael	8,530
Stebbins	8,530
Shaktolik	8,530
Koyuk	9,030
Elim	8,930
Golovin	8,530
White Mountain	8,530
Teller	8,330
Brevig Mission	8,330
Wales	9,630
Shishmaref	10,030

Gambell	12,030
Savoonga	12,030
Diomede	12,530

It is easily seen that one meeting in each village per year would cost the district \$141,350.00. It is the policy of the Board of Education to try and have a meeting in each village annually. The second piece of information addresses stipend and per diem payments to the board members at meetings. The following table presents comparative figures for nine R.E.A.A.'s relative to board member stipends and per diem policy.

**Comparative School Board Reimbursements  
Of Selected R.E.A.A.'s**

<u>District</u>	<u>Stipend</u>	<u>Per Diem</u>
B.S.S.D.	\$115/day	\$ 30
Iditarod	80/meeting	75
Lake & Peninsula	100/day	85
Lower Kuskokwim	150/day	35
Lower Yukon	100/day	100
North Slope	750/meeting	100
Southwest	100/meeting	30
Yukon Flats	100/meeting	30
Yukon Koyukuk	100/day	100

As can be seen from the above information the Bering Strait School Board's stipend and per diem entitlement to conduct district business is ranked seventh out of the nine districts surveyed. Finally when considering school

board travel during the audit period a significant decrease occurred in both the proportion of total budget expended for a school board travel and the amount expended.

The following page presents a substantial portion of the school board activities during the audit period. As can be seen, the board met to address many issues in addition to their regularly scheduled meetings. The result of the activity is reflected in both the quality of educational programs being provided and the commitment to upgrading both school facilities and general living conditions throughout the Bering Strait Region.

SCHOOL BOARD MEETINGS

1980 - 1982

Special Meeting - July 16, 1980 - Wales  
33rd Regular Session - August 14, 1980 - Koyuk  
Sub-committee Meeting (Due to lack of quorum for 33rd Regular Session)  
- September 4, 1980 - White Mountain and Golovin  
Facilities Committee Meeting - September 25, 1980 - Anchorage  
34th Regular Session - October 2-3, 1980 - Shishmaref and Teller  
35th Regular Session - October 27, 1980 - Kotzebue  
35th Regular Session - November 5-6, 1980 - Savoonga and Gambell  
Facilities Committee - November 12, 1980 - Anchorage  
36th Regular Session - December 3-4, 1980 - Unalakleet and Shaktoolik  
37th Regular Session - February 5, 1981 - Elim  
38th Regular Session - May 28, 1981 - Teller and Brevig Mission  
Policy Committee Meeting - August 21, 1981 - Unalakleet  
39th Regular Session - September 3-4, 1981 - White Mountain, Golovin, Elim and Koyuk  
Special Meeting - September 24, 1981 - Nome District Office  
40th Regular Session - October 28-28, 1981 - (Shishmaref)Nome District Office  
Facilities Committee Meeting - November 23, 1981 - Nome District Office  
Facilities Committee Meeting - December 2, 1981 - Unalakleet  
41st Regular Session - December 3, 1981 - Unalakleet  
42nd Regular Session - January 7-8, 1982 - (Wales)Nome District Office and Shishmaref  
Sub-committee Meeting - February 8, 1982 - Unalakleet  
43rd Regular Session - April 22, 1982 - (Wales)Nome  
Facilities Committee Meeting - May 19, 1982 - Unalakleet  
44th Regular Session - May 20, 1982 - (St. Michael)Unalakleet and Stebbins  
45th Regular Session - June 30, 1982 - Unalakleet  
46th Regular Session - September 15,16,17, 1982 - Gambell, Savoonga, Wales, Shishmaref,  
Teller and Brevig Mission  
Facilities Committee Meeting - September 29, 1982 - Unalakleet  
47th Regular Session - September 30, 1982 - St. Michael and Shaktoolik  
48th Regular Session - November 16, 1982 - Unalakleet  
School Board Retreat - December 6-8, 1982 - Unalakleet

BOARD MEMBER

Below are the page headings for the Board Member Salaries and Benefits Survey on the next few pages.

- A District name
- B Board member salary (monthly unless specified)
- C Board President salary (monthly unless specified)
- D Stipends received while on board
- E Other expenses paid by District (yes/no)
- F Amount of per diem while traveling
- G Other benefits

A	B	C	D	E	F	G
Adak	\$200/yr	\$200/yr		Y	\$45 Pdm in Ak \$35. Lower 48	Liability, Health & Life available at cost.
Alaska Gateway	50/mtg	50/mtg		Y	\$50./dy Perdiem	Blanket Liability
Aleutian Region					State Perdiem	State Med & Life Ins.
Anchorage	\$400.	\$500.		Y	Actual	Various Ins./Member Pays
Annette			Lst Wage	Y	\$90/dy Perdiem	
Spring Strait	\$115/mtg			Y	\$30 Perdiem	Liab/Life Ins. - Executive Ed Members receive \$350./mo
Bristol Bay	50.00	50.00		Y	\$50 Perdiem	25c/mi btwn Euro Commun.
Chatham	30.00	30.00	30./Mo	Y	Not Specified	None
Chugach				Y	Actual	Life & Med Ins under Considera
Copper River					\$25/day	None
Cordova				Y	\$85 Perdiem	Trv. & Legal Liability Ins.
Craig					Actual	Self pay insurance program
Delta/Greely				Y		Health & Life Ins.
Dillingham				Y	\$85./dy Perdiem	
Fairbanks	\$150./mo	\$150./mo		Y	\$35./dy Perdiem	Liability/Indemnification
Galena	None	None	Nine	Y	\$85.00	Liability Insurance
Haines			\$10./Mtg	Y	\$35.00 + Hotel	None
Hoonah				Y	Actual	None
Hydaburg				Y	\$80.dy Perdiem	
Iditarod	80./mtg	160./mo		Y	\$75./dy Perdiem	Liability Ins.
Juneau			None	Y	Actual	
Kake	\$50/mtg	\$50/mtg		Y	\$100.00 Perdiem	Accidental Death & Med. Ins.
Kenai	\$100.mtg	\$150.mtg		Y	\$75. perdiem	

A	B	C	D	E	F	G
Ketchikan	\$100/mo	\$150/mo		Y	\$35 + Trv & Htl	Health/Life/Liab. Ins.
King Cove			40./Mtg	Y	\$80.00	Health, Life & Prof. Liability
Klawock	\$25./mo	\$30./mo		Y	Perdiem	Perdiem is State Rate
Kodiak	\$200	\$200		Y	\$75/dy Perdiem	xtra Pay for Nego. + Liab. Ins
Lake & Peninsula				Y	\$95/dy	Health and Life Ins.
Lower Kuskokwim	\$150/dy	\$150/dy		Y	\$35/dy + Hotel	Life Ins while traveling
Lower Yukon	\$500.00	\$500.00		Y	\$100/dy Perdiem	\$100/day for meetings (Reg.) Med. Ins./Liab./Life Ins.
Mat Su	\$200.	\$250.		Y	Actual Expenses	Life Ins.
Metana					\$39/dy + Hotel	
Nome					\$75/dy Perdiem	Liability Insur.
North Slope	\$750/mtg	\$750/mtg		Y	\$100/in dist. \$135/Out Dist.	Liability & Travel Ins while on District Business
Pelican				Y	\$83/day	None
Petersburg			None	Y	Actual	Med & Life Ins + 90% Dep. Cov.
Pribilof Island	None	None	140./mtg	Y	\$65/dy	Liab & Trv. Ins + Lost Wages
Railbelt			\$50.00	Y	50./75. + Hotel	Chairman - \$500.00 Per year
Sand Point				Y	\$80 Perdiem	Health Ins.
Sitka	None	None	None	Y	\$75. + Travel	None
Skagway					\$86.dy Perdiem	
Southeast Island				Y	\$95/\$85/\$40 Pdm	Dist. Health Ins.
Southwest Region	\$100/m:tg	\$100/mtg		Y	\$30/dy + hotel	
St. Marys	\$50/mtg	\$50/mtg		Y	\$100/dy Perdiem	Life Ins. while trav for Dist.
Unalaska	No	No		Y	\$25/dy + Actl	None
Valdez				Y	\$35 + Hotel	None

A	B	C	D	E	F	G
Wrangell	None	None	None	Y	Actual Expenses	Liability Insura...
Yakutat				Y	\$25 + Hotel	Med/Life Ins for Mbr & Family
Yukon Flats	\$100/mtg	\$100/mtg		Y	\$36/dy Perdiem	Liability Ins.
Yukon/Koyukuk			\$100.00	Y	\$100/dy Perdiem	Stipend is per mtg per day Accident Ins. & Liability Ins.

SECTION IV

This section of the report addresses overall travel in the Bering Strait School District for selected administrators. A complete listing of this activity is presented in the back of this report including the reason for the specific trips. The following table presents a five year summary of travel expenditures, total expenditures and superintendent travel expenditures.

Summary of Travel Expenditures

Year	Total Expenditures	Travel Exp.	% of Total	Supt.	% of Total Travel	% of Tot. Expend.
FY-79	4,103,042	251,663	6.13	17,051	6.78	00.4
FY-80	4,424,940	393,383	8.89	21,065	5.35	00.4
FY-81	5,694,224	517,431	9.08	26,038	5.03	00.4
FY-82	7,922,807	554,381	7.0	26,940	4.85	00.3
FY-83*	12,275,494	832,560	6.7	25,000	3.0	00.2

\*Budgeted

As can be seen from this table and the table presented on page although the amount of dollars being budgeted for travel is increasing the following hold true:

1. The proportion of total expenditures used for travel is decreasing
2. The makeup of the district wide travel budget clearly demonstrates the emphasis placed on student and teacher travel.
3. When adjusting the overall budget for price increases relative to travel the amount of travel activity is not increasing with the exception of inservice training for teachers

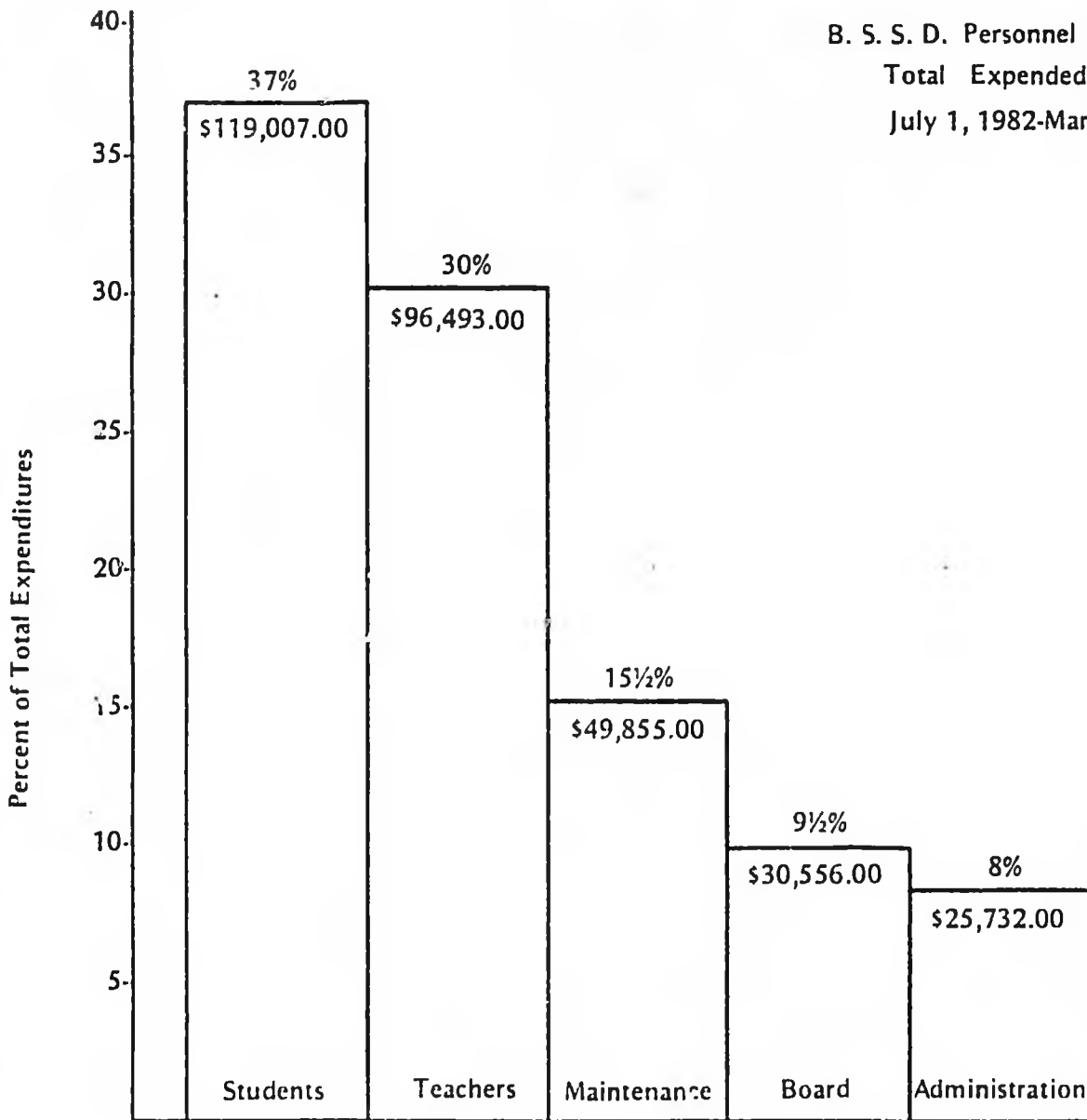
4. A year to date analysis of in district travel clearly demonstrates (Chart A page ) current utilization of travel budgets. As can be seen students and teachers have received primary emphasis with facilities upgrading through preventive and corrective maintenance being ranked third. This type of categorical analysis on a periodic basis assists the board and superintendent in assuring that funds are being utilized in a manner compatible with district goals.
5. Finally it is to be noted that the total travel budget for the Bering Strait School District represents less than 7% of the total budget, with administrative travel accounting for less than 2% and the superintendent accounting for two tenths of one percent ( $\frac{2}{10}$  of 1%). When this fact is considered in conjunction with the area included in the district, extreme weather conditions and cost of travel a more realistic perspective is given to the issue.

BERING STRAIT SCHOOL DISTRICT  
TOTAL EXPENDITURE  
FISCAL YEAR 1979-82

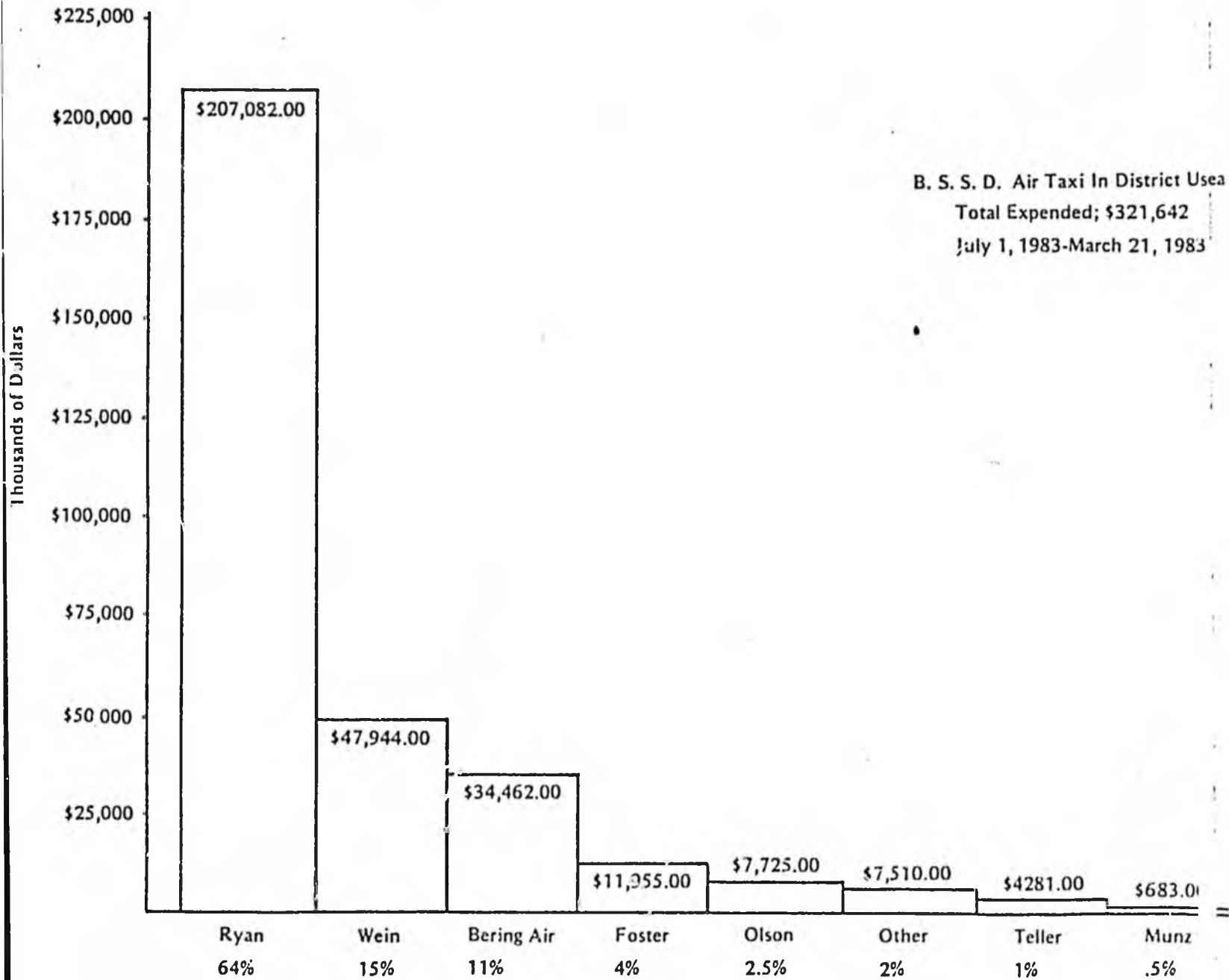
CATEGORY	FY '79	FY '80	FY '81	FY '82
TOTAL EXPENDITURE	4103042	4424940	5694224	7922807
AMOUNT EXP-TRAVEL	251663	393383	517431	554581
TRAVEL - REGULAR INSTR.	2028	39166	123281	134169
- VOC. INSTR.	12439	42231	20248	31517
- CORRESPONDENCE	2237	11244	12680	7596
- SPECIAL ED.	8977	18194	23979	30367
- BILINGUAL/BICUL.	12678	22239	52920	51741
- INTERNS	--	--	--	5040
- SCHOOL BOARD	92800	155332	166215	124941
- GENERAL ADMIN.	97552	21637	22596	26133
- SUPERINTENDENT	--	21065	26038	26940
- DEPUTY SUPT.	--	13365	13201	18765
- FISCAL	--	10516	7990	10286
OPERATION & MAINTENANCE	22922	38394	48283	86986

# CHART A

B. S. S. D. Personnel In District Travel  
Total Expended; \$321,642  
July 1, 1982-March 21, 1983



# CHART B



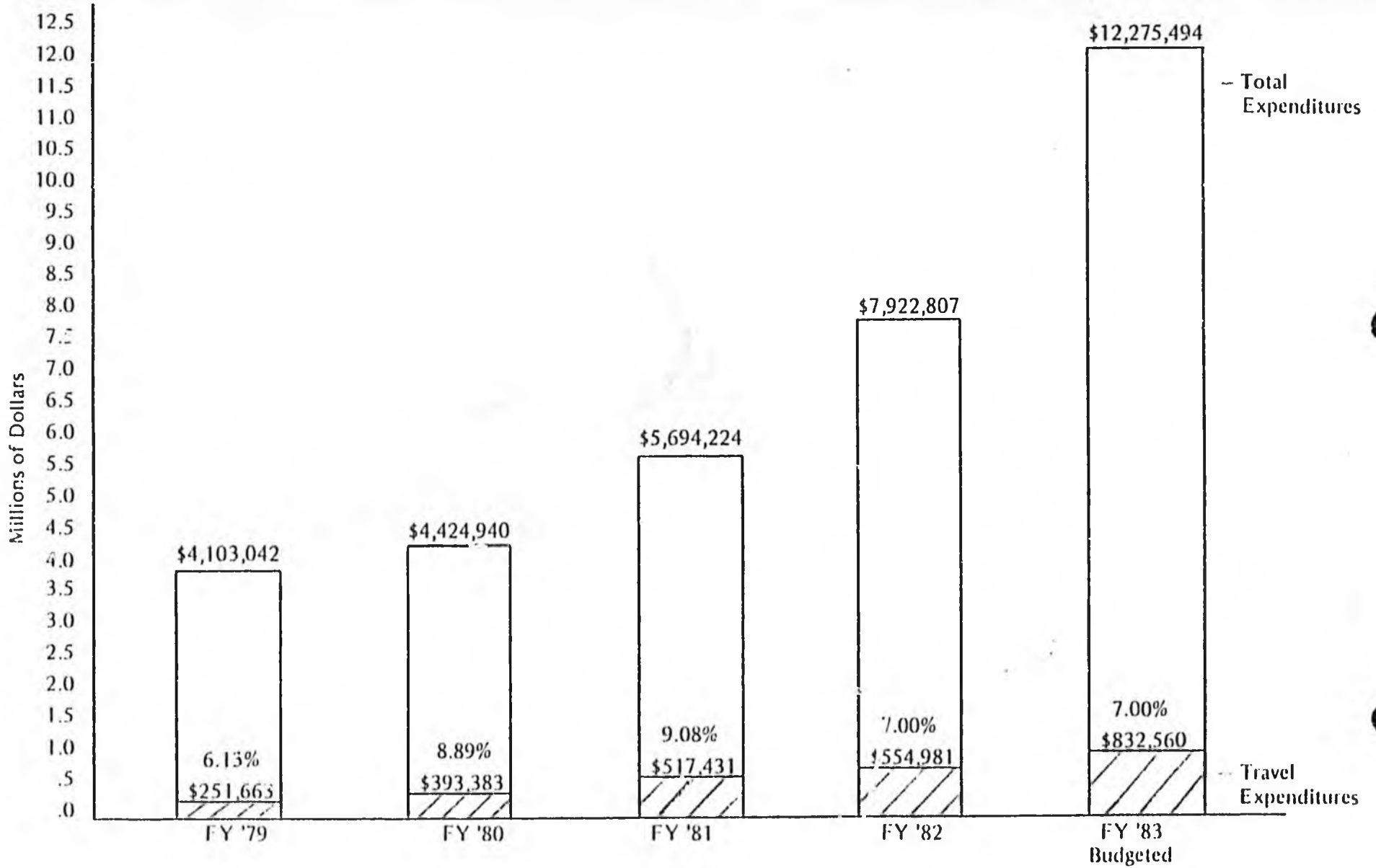
The individual schedules of administrator travel served to highlight several points relative to the audit process and specific travel activities. The more important of these points are:

1. The audit demonstrated that all travel reviewed was authorized and that reimbursements were both appropriate and legal.
2. Specifically with respect to the superintendent's travel during FY81 and FY82, and reimbursements for food and other the actual amount reimbursed was substantially less than the entitled amount appropriate for the number of days of approved travel. The following table clearly demonstrates this point.

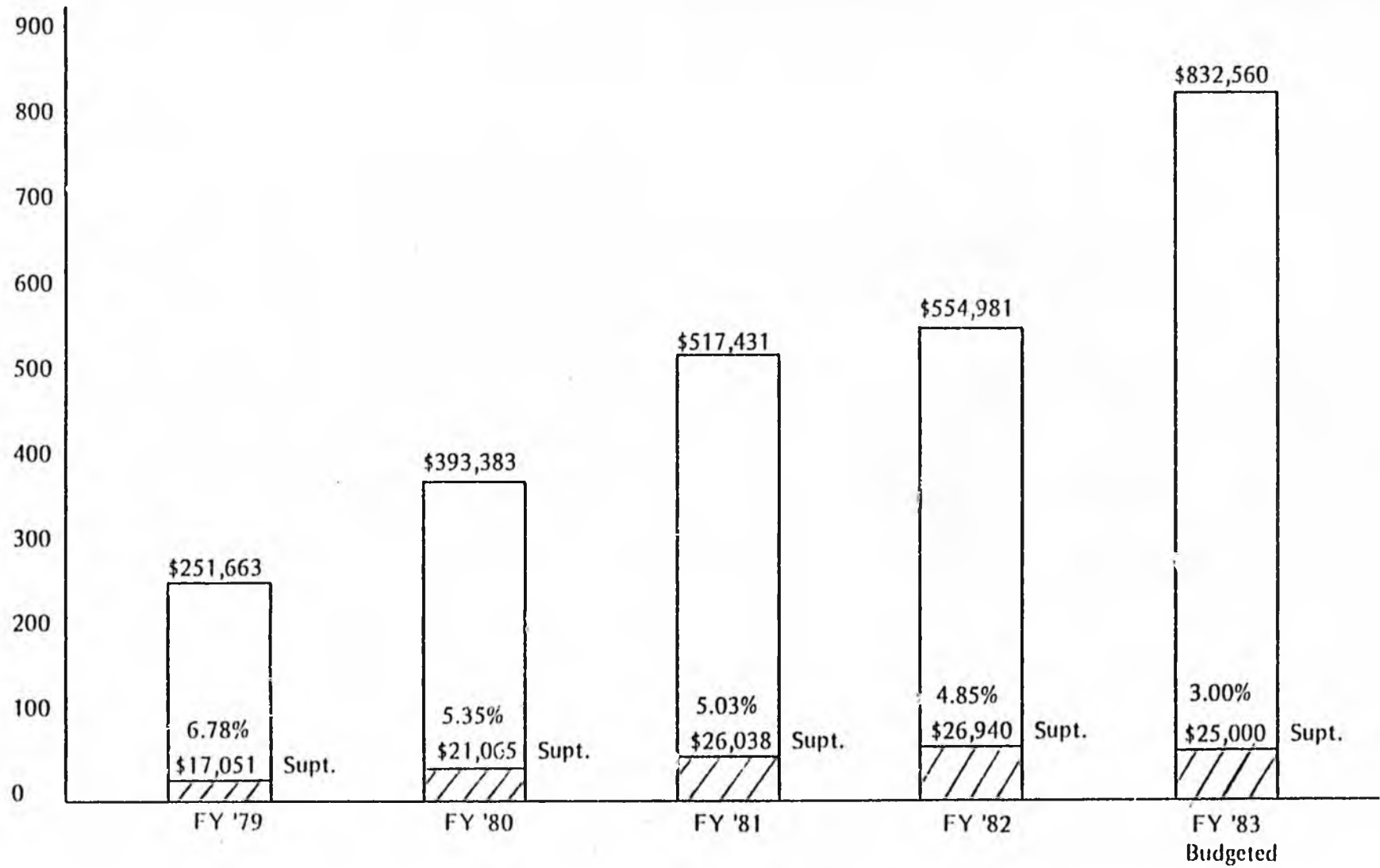
Year	Entitled Reimbursement	Actual Reimbursement (Food & Other)	Difference	% Not Reimbursed
FY 81	\$ 5,940	4,178.09	\$1,752.91	29.51
FY 82	4,680	4,509.29	170.71	3.65
Total	10.620	8.696.38	1,923.62	18.11

As can be seen the superintendent received only 81.89% of the amount for food and other reimbursement. The amount is based on a food per diem of \$30.00. Based on this analysis the actual daily reimbursement for food and other while on approved travel during FY81 and FY82 was \$24.56.

3. The expanded version of the administrative travel schedule included at the end of this report clearly identifies all expenditures as opposed to grouping under a category termed other.
4. During the current fiscal year the superintendent has spent 62% of his time in the district, 38% was on authorized school business out of district. In FY82 65% of the superintendent's time was spent on authorized out of district school business.

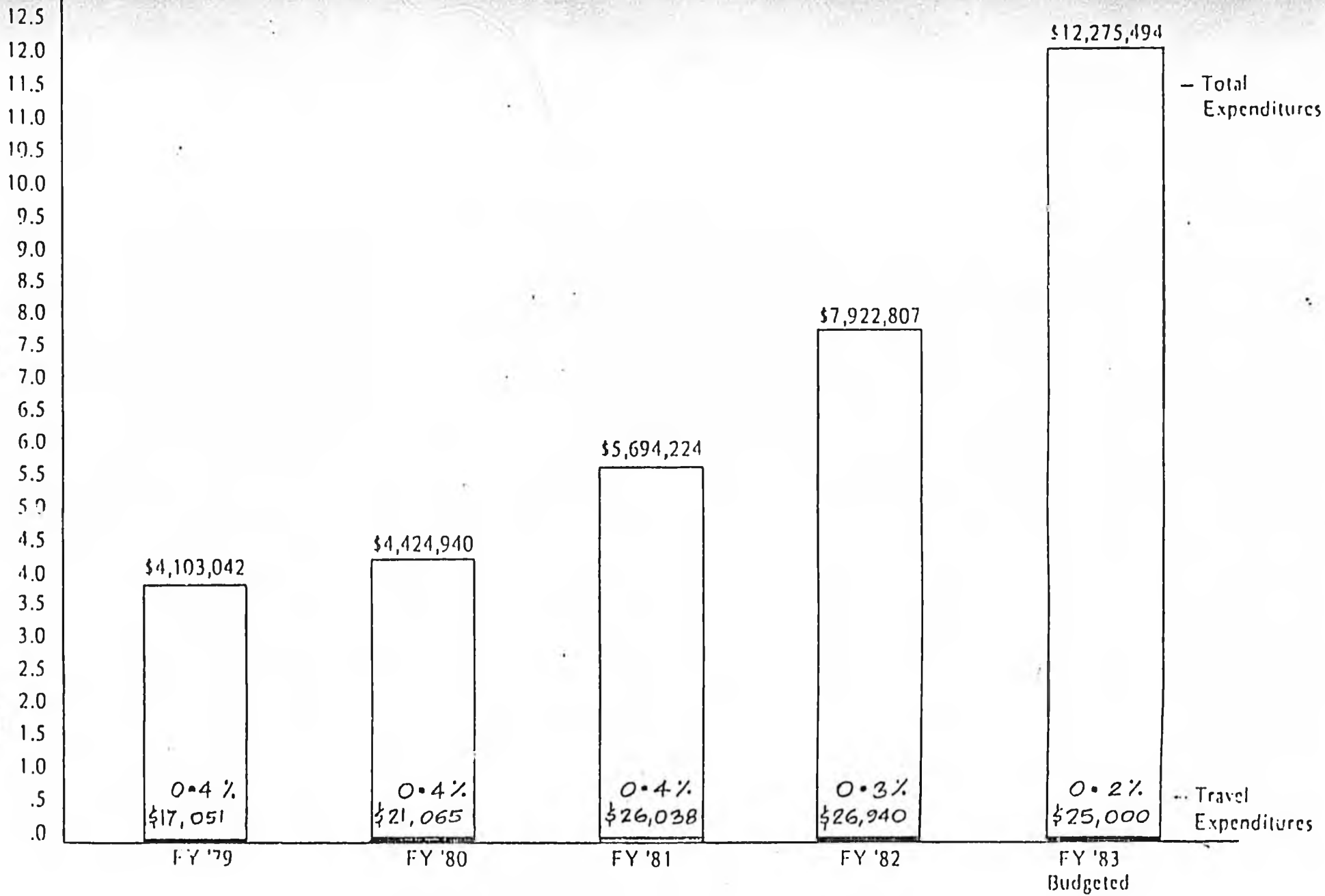


TOTAL EXPENDITURES  
- VS -  
TOTAL TRAVEL EXPENDITURES



DISTRICT TRAVEL EXPENDITURES  
&  
SUPT. OFFICE TRAVEL EXPENDITURES

Millions of Dollars



TOTAL EXPENDITURES  
--VS--  
SUPERINTENDENT TRAVEL EXPENDITURES

HEALING STRAIT SCHOOL DISTRICT  
 SCHEDULE OF SUPERINTENDENT'S TRAVEL  
 FY81, FY82 and FY83 (through 12/31/82)

<u>Travel Dates</u>	<u>Destination</u>	<u>Purpose of Trip</u>	<u>Voucher Date</u>	<u>Voucher Number</u>	<u>Airfare</u>	<u>Food</u>	<u>Lodging</u>	<u>Taxi Auto</u>	<u>Regis- tration</u>	<u>Other</u>	<u>Totals</u>
FY81 Out-of-District Travel											
07/18/80 07/27/80	Anc/Juneau/Anc Juneau/Anc/None	AIE proposal submittal/meet with legislators	08/21/80	43244	\$ 1,169.00		\$ 221.85	\$ 31.25	\$	\$ 196.25	\$ 1,618.35
07/29/80 08/13/80	Anc/Juneau/Seattle/ Anc/Juneau/None/ URK/None	DOE Supt-Conference/ URK Facility/Log. Oversight Comm/Board Mtg.	08/21/80 08/04/80	43242 43010	1,358.04		169.64 72.00	75.49		171.92 (a)	1,775.09 72.00
08/21/80 09/02/80	None/Juneau/Seattle/ Portland/Los Angeles/	Meetings re: D.O. Facility Design/Mtg. at Insjgroup in LA on policy and staff development/D.O. relocation	09/05/80	43456	1,698.48	485.34	347.65	302.61			2,834.08
09/07/80 10/01/80	None/Juneau/Seattle/ Flint, MI/Wash. DC/ Juneau/None	URK Facility Meeting/ MSA Resolution Chairman Committee/AIE	10/09/80	43972	1,699.01	815.67	481.12	340.74			3,006.54
10/07/80 10/26/80	None/Anc/Fairbanks/ Juneau/Anc/None	MSA Conf./AFN Con- vention/AIE	12/17/80	44917	754.00	479.21	847.40	173.99	60.00	4.58	2,319.18
10/27/80	None/Kotzebue		12/02/80	44702	66.11						66.11
10/31/80 11/05/80	None/Anc/Juneau/ None	AIE foreign study program/meet at DOE re: AIE	12/17/80	44918	484.18	238.38	87.98	53.50			864.04
11/08/80 11/26/80	None/Anc/Juneau/ Unalakleet/None	MSB Conv./State Board Mtg./ Cap.Proj./meet w/Don Erickson	12/18/80	44920	1,227.00	494.71	388.44	90.13		8.61	2,208.89
12/05/80 12/15/80	None/Jacksonville, FL/ Seattle/Anc/None	MSA Workshop/meeting re: URK Facilities/ D.O. and 5-plex Work Study Program Student Housing	12/17/80	44919	1,629.64	167.25	174.34	88.85			2,060.08
12/17/80 12/18/80	None/Anc/Seattle/ Juneau		02/26/81	45695	566.32						566.32
01/06/81 01/10/81	Juneau/Anc/None Juneau	Meetings re: FY82 Budget, staffing, life-safety code deficiencies upgrade w/BIA	03/04/81	45823	543.86		38.08	85.37		5.50	673.81
01/18/81 01/21/81	Juneau/Anc/Juneau	Meet w/Board members re: legislation	03/04/81	45823	229.00	254.75	113.50	11.69			508.94
01/28/81 01/31/81	Juneau/Anc/None Juneau	Meet w/State Board & Commissioner re: life- safety code upgrade deficien- cies - BIA	03/04/81	45823	513.86	9.15		213.05			736.06
		Adventure Based Ed.	01/30/81	45419	552.00						552.00
02/06/81 02/17/81	Juneau/Atlanta GA/Juneau	MSA Convention/Resolution Comm. Chairperson	03/04/81	45821	895.30	533.27	631.02	90.74	498.00		2,648.33

NEWM: SWAIT SCHOOL DISTRICT  
 SCHEDULE OF SUPERINTENDENT'S TRAVEL  
 FY81, FY82 and FY83 (Through 12/31/82)

<u>Travel Dates</u>	<u>Destination</u>	<u>Purpose of Trip</u>	<u>Voucher Date</u>	<u>Voucher Number</u>	<u>Airfare</u>	<u>Food</u>	<u>Lodging</u>	<u>Taxi Auto</u>	<u>Regis- tration</u>	<u>Other</u>	<u>Totals</u>
FY81 Out-of-District Travel (continued)											
02/24/81 02/27/81	Juneau/Fbk/Anc Home	Staff Dev. Session at Yukon-Koyukuk/meet with auditor/meet Exec. Comm	03/04/81	45822	418.95	219.25	42.00	49.50			729.70
03/04/81 03/05/81	Home/Juneau	Meet with legislators/ Beltz lawsuit/ADF/Teacher In-Service/accountability	03/27/81	46103	285.60						285.60
03/18/81 03/20/81	Juneau/UNK/Home	Legislative Audit review of travel	03/27/81	46103	254.00						254.00
04/16/81 04/17/81	Juneau/Seattle/Juneau	Meet w/Blackstock re: UNK facility	07/09/81	47162		23.05	30.57	66.23			119.85
05/15/81	Juneau/Anc/Home/Juneau	FY'82 Budget/Staffing/ Organization	07/09/81	47161	508.00		44.28				552.28
05/26/81 05/31/81	Juneau/Anc/Home/Juneau	Board Meeting at Teller	07/09/81	47161	417.00	10.50		61.85		9.70	499.05
06/03/81 06/04/81	Juneau/Anc/Juneau	Interview mtce. supervisor candidates	07/09/81	47161	286.00						286.00
06/11/81	Juneau/Anc/Home/Anc	Interview mtce. supervisor candidate	07/09/81	47161	540.00			34.00			582.00
04/28/81 05/08/81	Juneau/New Orleans/Juneau	NASE Leadership Conference	07/09/81	47163	<u>1,166.53</u>		<u>296.70</u>	<u>18.92</u>		<u>60.00</u>	<u>1,542.15</u>
Total FY81 Out-of-District Travel					<u>16,939.88</u>	<u>3,730.53</u>	<u>3,907.17</u>	<u>1,787.91</u>	<u>558.00</u>	<u>456.56</u>	<u>27,460.25</u>
Total FY81 In-District Travel					<u>1,509.72</u>		<u>10.00</u>				<u>1,509.72</u>
Total Travel					<u>\$18,529.60</u>	<u>\$3,730.53</u>	<u>\$3,997.17</u>	<u>\$1,787.91</u>	<u>\$558.00</u>	<u>\$456.56</u>	<u>\$29,059.97</u>

Other - (n) dinner guests

HEMING STRAIT SCHOOL DISTRICT  
 SCHEDULE OF SUPERINTENDENT'S TRAVEL  
 FY81, FY82 and FY83 (Through 12/31/82)

Travel Dates	Destination	Purpose of Trip	Voucher Date	Voucher Number	Airfare	Food	Lodging	Taxi Auto	Regis- tration	Other	Totals
1982 Out-of-District Travel											
07/11/81	Haines/Juneau	Meet legislators & Gov re: CIP & Oper. Approp.	08/24/81	47555	\$ 274.00	\$	\$	\$	\$	\$	\$ 274.00
07/19/81 07/20/81	Juneau/Seattle/Juneau	House trailers for Brevig teachers/interview Bob Collins	08/24/81	47555	357.56	31.43	30.57	24.33			443.89
07/24/81 07/25/81	Juneau/Anch/Juneau	Meet w/attorney re: URK Native Corp. agreement	08/24/81	47555	286.00	167.85	51.09	42.67			547.61
08/03/81 08/07/81	Juneau/Los Angeles/Seattle/Juneau	DOE Supt. Orientation In-Service/Brevig teacher housing/meet B. Monroe re: policy revisions & communications	08/24/81	47555	510.18	161.95	232.63	201.03		65.72	1,252.51
08/11/81	Juneau/Anch/Juneau	Re: Foundation Adj.	09/24/81	47970	274.00	29.60					303.60
08/12/81 08/15/81	Haines/Anch/Juneau	Meet w/attorney/RIA Closure	09/24/81	47970	349.00	186.19	189.67	95.16			820.02
08/22/81 09/01/81	Haines/Anch/Juneau URK	Committee Meetings	09/24/81	47970	274.00	169.02					443.02
09/09/81 09/19/81	Haines/Anch/Juneau/Juneau	Meet w/attorney/State Board Meeting	09/24/81	47970	450.00	132.71	92.88			91.86 (b)	769.45
09/25/81 09/26/81	Haines/Anch/Juneau	Review of ABE/meet w/Comm. re: Deltz lawsuit & RIA closures & Jr. High Program	11/02/81	48604	443.00	18.10	51.84	67.07			580.01
10/07/81 10/10/81	Juneau/Sikee Bay/Juneau	NASA Conference	09/15/81 11/02/81 11/24/81 11/05/81	47873 48604 48884 48580		28.41	200.00 63.31	28.00	243.90		200.00 91.72 28.80 243.90
10/17/81 10/27/81	Haines/Juneau/Seattle/Juneau/Juneau	Attend local closing D.O. URK bldg./meet w/Asst. Dir.	11/05/81	48605	923.60	204.13	340.00	314.31		25.62	1,827.74
11/01/81 11/04/81	Haines/Juneau/Juneau	Meeting re: design-build concept for S.H.S. & W.L. H.H.S.	01/13/82	49475	592.00		42.29				634.29
11/06/81 11/12/81	Haines/Anch/Juneau/Isot Haul/Juneau/Juneau	"05" resp & waiver letters to DOE/meeting at IM Eng Lab re: computers	11/24/81	48884	984.66	13.92	53.00	167.27	110.00		1,320.85
11/24/81	Haines/Anch/Juneau	Meet w/Asst. Dir./Facility Committee re: S.H.S. & W.L. H.H.S.	01/13/82 04/06/82	49475 50445	239.00	274.23		79.76			513.99 279.00

- 33 -

BERING STRAIT SCHOOL DISTRICT  
 SCHEDULE OF SUPERINTENDENT'S TRAVEL  
 FY81, FY82 and FY83 (Through 12/31/82)

Travel Dates	Destination	Purpose of Trip	Voucher Date	Voucher Number	Airfare	Food	Lodging	Taxi Auto	Registration	Other	Totals
FY82 Out-of-District Travel (continued)											
01/14/82	Nome/Anc/Juneau	Meet with Dist. auditor re:	04/06/82	50445	279.00						279.00
01/15/82		Business Operations	05/26/82	51262		23.25					23.25
01/15/82	Juneau/Honolulu/Juneau	Pacific Telecommunications	05/27/82	51249	3,755.52	346.83	1,108.35	357.08	102.00	92.18 (b)	3,761.96
01/20/82		Conference	03/01/82	50012					320.00		320.00
02/06/82	Juneau/Anc/Juneau	Interview & meet w/Dist.Aud.	05/26/82	51262	296.00						296.00
02/08/82	Anchorage/ANK	Board Meeting in DRK	04/06/82	50445	140.00						140.00
02/10/82	Nome/Anc	Screen Bus.Mgr. applications	04/06/82	50445	170.00	5.25	112.93				288.18
02/12/82	Anc/Juneau	MSA Juneau Fly-In	12/10/81	49090		20.00					20.00
			04/06/82	50445	148.00	40.17					190.17
			05/04/82	50859					210.00		210.00
02/16/82	Juneau/Anc/Anch	Meetings	04/06/82	50445	293.00						293.00
02/19/82	Nome/Anc/Juneau	Meet with Dist. auditor	04/06/82	50445	293.00						293.00
02/21/82	Juneau/New Orleans/Juneau	MSA Convention	02/05/82	49771	794.48						794.48
01/01/82			12/01/81	48955					581.00		581.00
			04/06/82	50445		534.45	190.00	77.00		34.00	1,035.45
			05/01/82	50753			185.00				185.00
01/03/82	Juneau/Anc/Juneau	Interviews at Job Fair/	04/06/82	50445	296.00		125.51				421.51
01/06/82		bus.Mgr. applicants									
01/11/82	Juneau/Anc/ATA/	Applicant Interview -	05/26/82	51262	309.50	172.55	183.20	17.50			682.75
01/18/82	Anch/Juneau	Sea Towsak	04/06/82	50445			81.99				81.99
04/01/82	Juneau/Anc/Anch	IDE/PAC Meeting	05/26/82	51262	293.00						293.00
04/05/82	Nome/Anc	Interview Bus.Mgr. applicant	05/26/82	51262	170.00		40.00				210.00
04/11/82	Nome/Atlanta, GA/Juneau	MSA Convention	11/22/82	52740	495.44	64.58	123.48	86.66		55.14	825.30
04/16/82			06/17/82	51400					240.00		240.00
05/18/82	Nome/Atlantic City/Seattle/Juneau	MSA Leadership Conference	05/26/82	51240	270.64	205.44	291.86	53.17			821.11

DEWITT STRAIT SCHOOL DISTRICT  
 SCHEDULE OF SUPERINTENDENT'S TRAVEL  
 FY81, FY82 and FY83 (Through 12/31/82)

<u>Travel Dates</u>	<u>Destination</u>	<u>Purpose of Trip</u>	<u>Voucher Date</u>	<u>Voucher Number</u>	<u>Airfare</u>	<u>Food</u>	<u>Lodging</u>	<u>Taxi Auto</u>	<u>Registration</u>	<u>Other</u>	<u>Totals</u>
FY82 Out-of-District Travel (continued)											
05/18/82 05/28/82	Juneau/URK/Juneau	AEC/PAC Workshop/Board Mtg Stebbins, St. Michael, URK	11/22/82	53740		69.39	59.40	10.00			138.79
06/01/82 06/14/82	URK/Anc/Juneau/ Kaw/URK	Meet with Governors Transition task force/and code deficiencies - BIA Bids.	11/22/82	53740	293.00	515.00	635.00				1,443.00
06/16/82 06/30/82	URK/Wash. DC/ Flagstaff/Juneau/URK	NSA Instructional Mgmt.	11/22/82	53740	1,079.99	640.09	1,487.14	121.93		51.44	3,380.59
Total FY82 Out-of-District Travel					<u>13,373.65</u>	<u>4,056.54</u>	<u>6,179.13</u>	<u>1,845.34</u>	<u>1,806.90</u>	<u>417.96</u>	<u>27,679.52</u>
Total FY82 In-District Travel					<u>1,101.80</u>	<u>34.79</u>					<u>1,138.59</u>
Total Travel					<u>\$14,477.45</u>	<u>\$4,091.33</u>	<u>\$6,179.13</u>	<u>\$1,845.34</u>	<u>\$1,806.90</u>	<u>\$417.96</u>	<u>\$28,818.11</u>

Other - (b) office supplies

HERING STRAIT SCHOOL DISTRICT  
 SCHEDULE OF SUPERINTENDENT'S TRAVEL  
 FY81, FY82 and FY83 (through 12/31/82)

<u>Travel Dates</u>	<u>Destination</u>	<u>Purpose of Trip</u>	<u>Voucher Date</u>	<u>Voucher Number</u>	<u>Airfare</u>	<u>Per Diem</u>	<u>Taxi Auto</u>	<u>Regis- tration</u>	<u>Other</u>	<u>Totals</u>
FY81 Out-of-District Travel										
07/02/82 07/03/82	URK/Anac/ URK	Review Summer Maintenance Schedules	11/22/82	53740	\$ 107.00	\$ 115.00	\$	\$	\$	\$ 222.00
07/13/82 07/14/82	URK/Anac/Juneau Anac	Re: Life-safety code upgrade deficiencies	11/22/82	53740	614.00	287.50				901.50
07/29/82 07/30/82	Anac/Anac/ URK	Life-safety code upgrade deficiencies	11/22/82	53740	170.00	230.00				400.00
vs.	URK/Anac/Anac/URK	Life-safety code def.	11/22/82	53740	750.00					750.00
08/06/82 08/07/82	URK/Anac/ Juneau	Supt. Orientation In-service meeting	11/22/82	53740	340.00	115.00				455.00
08/15/82	Juneau/URK		11/22/82	53740		115.00				115.00
08/24/82	URK/Anac		11/22/82	53740	96.00	115.00				211.00
08/30/82 09/06/82	URK/Anac/Juneau URK	Life safety code upgrade deficiencies - BIA facilities	11/22/82	53740	318.23	920.00				1,238.23
10/08/82 10/13/82	URK/Anac/Juneau URK	Life-safety code upgrade deficiencies - BIA facilities	11/22/82	53740	546.00	345.00				891.00
10/15/82 10/23/82	URK/Juneau URK	MSA Fall Conference/ Meeting w/R. Holden	11/22/82 11/04/82	53740 53526	608.00 108.76	920.00				1,528.00 108.76
11/01/82 11/08/82	URK/Anac/Juneau/ URK	Develop Computer Bid Specs.	11/22/82	53740	608.00	575.00				1,183.00
11/12/82	URK/Juneau/URK	Meeting with DOE re: 1st Quarter Report	11/22/82	53740	456.00	345.00				801.00
11/22/82 12/04/82	URK/Juneau/Anac/ URK	Attend Biomsa Bid Specs meeting/Review Life- Safety Deficiencies/State Board Meeting	12/08/82	54228	608.00	1,322.50	109.00			2,039.50

BERING STRAIT SCHOOL DISTRICT  
 SCHEDULE OF SUPERINTENDENT'S TRAVEL  
 FY81, FY82 and FY83 (Through 12/31/82)

<u>Travel Dates</u>	<u>Destination</u>	<u>Purpose of Trip</u>	<u>Voucher Date</u>	<u>Voucher Number</u>	<u>Airfare</u>	<u>Per Diem</u>	<u>Taxi Auto</u>	<u>Registration</u>	<u>Other</u>	<u>Totals</u>
FY83 Out-of-District Travel (continued)										
12/10/82	URK/Savannah, GA/	MSA Workshop		54455	1,321.59	690.00	60.00			2,071.59
12/15/82	Juncou/URK									
12/20/82	URK/Juncou/URK	State Board Meeting/Meet w/Holden re: Life-Safety & Code upgrade/meet re: preventive maintenance	01/12/83	54637	567.00	1,265.00	14.21		36.75	2,882.96
Total FY83 Out-of-District Travel					<u>7,298.58</u>	<u>7,360.00</u>	<u>183.21</u>		<u>36.75</u>	<u>14,878.54</u>
Total FY83 In-District Travel					<u>4,731.02</u>					<u>4,731.02</u>
Total Travel					<u>\$12,029.60</u>	<u>\$7,360.00</u>	<u>\$183.21</u>		<u>\$36.75</u>	<u>\$19,609.56</u>

BERING ST. ALT. SCHOOL DISTRICT  
 SCHEDULE OF HENRY SUMMERS/STANLEY'S TRAVEL  
 FY81, FY82 and FY83 (through 12/31/82)

Travel Dates	Destination	Purpose of Trip	Voucher Date	Voucher Number	Airfare	Food	Lodging	Taxi Auto	Registration	Other	Totals
FY81 Out-of-District Travel											
06/30/80 08/02/80	Nome/Denise, ID/ Nome	Teacher Interviews	08/05/80	43016	\$	\$ 37.76	\$ 81.11	\$ 104.02	\$	\$ 42.92	\$ 265.81
08/06/80 08/08/80	Nome/Anc./Nome	Budget Oversight Comm. Hearing	08/12/80	43075	290.00	24.00	38.30	49.50		2.00	404.20
09/11/80 09/12/80	Nome/Anc./Nome	Re: Stebbins & St. Michael Const.	09/17/80	43645	290.00	25.45		26.50		2.18	344.13
09/23/80 09/26/80	Nome/Anc./Nome	Re: URK Facility	09/29/80	43799	290.00	100.80	125.16			154.20	670.16
09/29/80 10/01/80	Nome/Anc./Nome	Re: Const./Met with Attorneys	10/01/80	43867	293.86	37.25	100.92	45.58			477.61
10/15/80 10/17/80	Nome/Valdez/Nome/ Nome	ANSA Meeting	10/30/80	44234	269.80	50.17	179.26	16.00		29.00	584.23
10/27/80 10/29/80	Nome/Valdez/Nome	State Board Meeting	10/30/80	44236	132.22	32.00					164.22
11/12/80 11/15/80	Nome/Anc./Nome	Facilities Com. Meeting	11/19/80	44557	289.72	52.25	140.26	73.20		42.75	598.18
12/11/80 12/15/80	Nome/Anc./Nome	Met w/Attorney Construction Meetings	12/17/80	44908	289.72	100.00	203.06	117.06		14.00	723.84
02/09/81 02/18/81	Nome/At. Laska/Nome	ANSA Convention	02/25/81 10/23/80 02/18/81	45668 44147 45575	144.86 1,041.77	272.39	655.46	62.20	465.00	6.00	1,140.91 465.00 1,041.77
03/25/81 03/27/81	Nome/Anc./Nome	Rural Schools Conference	03/27/81	46121	192.00		196.20	83.06		29.00	500.26
03/30/81 04/04/81	Nome/Barrow/Nome	ANSA Meeting	04/06/81	46207	553.00		232.34	3.00	286.00		1,074.34
04/22/81 04/25/81	Nome/Anc./Nome	State Task Force	04/28/81 05/29/81	46533 46869	304.90 304.00	120.00	221.33	122.20		65.00	833.43 304.00
05/04/81 05/10/81	Nome/Anc./Nome	Facility Committee Meeting	05/15/81	47619			188.44	123.00		71.00	382.44

100

BERING STRAIT SCHOOL DISTRICT  
 SCHEDULE OF DEPUTY SUPERINTENDENT'S TRAVEL  
 FY81, FY82 and FY83 (Through 12/31/82)

<u>Travel Dates</u>	<u>Destination</u>	<u>Purpose of Trip</u>	<u>Voucher Date</u>	<u>Voucher Number</u>	<u>Airfare</u>	<u>Food</u>	<u>Lodging</u>	<u>Taxi Auto</u>	<u>Regis- tration</u>	<u>Other</u>	<u>Totals</u>
FY81 Out of district Travel (continued)											
06/03/81 06/05/81	Name/Asc/Name	Interview Construction Coordinators	06/08/81	46938	328.00	99.18	167.04	88.40			682.62
06/15/81 06/19/81	Name/Asc/Name	ASB Meeting/meet with Attorney	06/22/81	46990	328.00	31.86	222.89	117.95			700.70
06/27/81 06/29/81	Name/Asc/Juneau/ Name	State Board/Meet with Attorney	07/02/81	47100	581.00	123.20	245.10	65.29			1,014.59
Total FY81 Out-of-District Travel					<u>5,922.85</u>	<u>1,146.31</u>	<u>2,996.87</u>	<u>1,097.36</u>	<u>751.00</u>	<u>458.05</u>	<u>12,372.44</u>
Total FY81 In-District Travel					<u>794.38</u>						<u>794.38</u>
Total Travel					<u>66,717.23</u>	<u>\$1,146.31</u>	<u>\$2,996.87</u>	<u>\$1,097.31</u>	<u>\$751.00</u>	<u>\$458.05</u>	<u>\$13,166.82</u>

BEADING STRAIT SCHOOL DISTRICT  
 SCHEDULE OF DEPUTY SUPERINTENDENT'S TRAVEL  
 FY81, FY82 and FY83 (Through 12/31/82)

<u>Travel Dates</u>	<u>Destination</u>	<u>Purpose of Trip</u>	<u>Voucher Date</u>	<u>Voucher Number</u>	<u>Airfare</u>	<u>Food</u>	<u>Lodging</u>	<u>Taxi Auto</u>	<u>Registration</u>	<u>Other</u>	<u>Totals</u>
FY82 Out-of-District Travel											
07/15/81 07/18/81	Name/Name/Name	Meet w/Attorney	07/20/81	47246	328.00	29.58	193.40	89.34			640.32
07/29/81 08/02/81	Name/Name/Jackson/ Name	State Supt. Meeting/ Capital Budget	08/07/81	47444	581.00	12.00	267.41	80.27			940.68
08/12/81 08/15/81	Name/Name/Name	District School Const/ Budget Oversight Comm.	08/21/81	47553	328.00	125.33	293.09	94.94			841.36
10/05/81 10/21/81	Name/Name/Jackson/Skyway Jackson/Name/Name	NSA Conference	10/19/81	48299 49935	459.00	27.43	309.62	58.20			395.25 459.00
11/07/81 11/15/81	Name/Name/Jackson Kocher/Name/Name	Legislative Budget & Audit Meeting/State Board Meeting/ASB Meeting	12/01/81	48895	558.09	343.69	472.61	39.75			1,414.14
12/11/81 12/16/81	Name/Name/Jackson/Name	Facilities Comm. Meeting	12/11/81	49104	558.00	120.00	340.80	84.94		94.26	1,198.00
02/19/82 03/07/82	Name/Name/Jackson/ New Orleans/Name	NSA Convention	02/05/82 11/24/81 05/18/82 12/01/81 04/08/82	49771 48083 51129 48954 50489	1,345.02		101.00 318.41		523.00		1,345.02 101.00 318.41 523.00 1,731.98
04/06/82 04/12/82	TRK/Name/Jackson/TRK	Meeting at DOE	04/21/82	50654	599.00	6.00	185.14	52.36			842.50
06/01/82 06/05/82	TRK/Name/TRK	Education Facilities Meeting	06/29/82	51523	340.00	73.00	345.21	156.55		48.00	962.76
06/08/82 06/12/82	TRK/Name/TRK	Re: Construction - White Mountain	06/17/82	51404	340.00	205.45	259.99	165.69		65.19	1,036.32
Total FY82 Out-of-District Travel					<u>5,436.11</u>	<u>1,330.76</u>	<u>4,000.15</u>	<u>1,252.27</u>	<u>523.00</u>	<u>207.45</u>	<u>12,749.74</u>
Total FY82 In-District Travel					<u>1,498.28</u>						<u>1,498.28</u>
Total Travel					<u>\$6,934.39</u>	<u>\$1,330.76</u>	<u>\$4,000.15</u>	<u>\$1,252.27</u>	<u>\$523.00</u>	<u>\$207.45</u>	<u>\$14,248.02</u>

BERING STRAIT SCHOOL DISTRICT  
 SCHEDULE OF DEPUTY SUPERINTENDENT'S TRAVEL  
 FY81, FY82 and FY83 (Through 12/31/82)

<u>Travel Dates</u>	<u>Destination</u>	<u>Purpose of Trip</u>	<u>Voucher Date</u>	<u>Voucher Number</u>	<u>Airfare</u>	<u>Food</u>	<u>Lodging</u>	<u>Taxi Auto</u>	<u>Other</u>	<u>Totals</u>
FY83 Out-of-District Travel										
10/11/82 10/16/82	URK/Anc/URK	MSA Fall Conference	10/27/82	53384	\$ 447.00	\$ 90.00	\$ 108.20	\$ 58.42	\$ 42.75	\$ 746.37
12/04/82 12/06/82	URK/ Anc	Meeting re: Certificated negotiations	12/08/82	54205	228.00		118.05	79.25	26.00	451.30
Total FY83 Out-of-District Travel					<u>675.00</u>	<u>90.00</u>	<u>226.25</u>	<u>137.67</u>	<u>68.75</u>	<u>1,197.67</u>
Total FY83 In-District Travel					<u>78.18</u>	<u>20.00</u>				<u>98.18</u>
Total Travel					\$ <u>753.18</u>	\$ <u>110.00</u>	\$ <u>226.25</u>	\$ <u>137.67</u>	\$ <u>68.75</u>	\$ <u>1,295.85</u>

BERING STRAIT SCHOOL DISTRICT  
 SCHEDULE OF TRAVEL - OTHER KEY PERSONNEL  
 FY81, FY82 and FY83 (through 12/31/82)

Travel Dates	Destination	Purpose of Trip	Voucher Date	Voucher Number	Airfare	Food	Lodging	Taxi Auto	Regis- traction	Other	Totals
ASSISTANT SUPERINTENDENT OF VOCATIONAL EDUCATION											
FY81 Out-of-District Travel											
To 12/31/80		DOE Evaluations/ASAA meeting/recruiting ABE Evaluation			\$ 880.00	\$ 192.95	\$ 266.00	\$ 151.79	\$ 255.00	\$ 68.88 1,938.76 (c)	\$ 1,814.62 1,938.76
	Home/New Orleans/Home	National AVA Convention	01/13/81	45151	995.00	115.92	290.20	107.86		29.99	1,538.98
	Home/Asc/Home	NSA Meeting	02/02/81	45382	289.72	24.85	84.00	46.99		12.45	458.01
	Home/Asc/Home	AVA Meeting	03/10/81	45868	192.00	103.55	172.80	141.45	100.00	4.25	714.05
	Home/Grandji, MI/Asc, IA Ellensburg, WA/Home	Teacher Recruitment	05/05/81	46604	132.00	214.45	443.07	781.19		76.40	1,647.11
	Home/Asc/Home	Vocational Administration	05/22/81	46815	325.00	86.52	126.00	171.93		29.60	739.05
	Total FY81 Out-of-District Travel				<u>2,813.72</u>	<u>738.25</u>	<u>1,302.07</u>	<u>1,401.21</u>	<u>355.00</u>	<u>2,160.33</u>	<u>8,850.58</u>
	Total FY81 In-District Travel				<u>2,603.85</u>						<u>2,603.85</u>
	Total Travel				<u>\$5,417.57</u>	<u>\$ 738.25</u>	<u>\$1,302.07</u>	<u>\$1,401.21</u>	<u>\$ 355.00</u>	<u>\$2,160.33</u>	<u>\$ 11,454.41</u>
FY82 Out-of-District Travel											
	Home/Columbia, OH/Home	Shopsmith Academy	07/07/81	47140	\$1,453.96	\$ 124.48	\$ 121.83	\$ 48.00		\$ 74.23	\$ 1,822.50
	Home/Skagway/Home	NSA Meeting	10/19/81	48307		151.22	119.83	90.91	217.40	24.75	604.11
	Home/Asc/Home	Voc. Ed. Adm. Conference	10/19/81	48306	328.00	134.75	90.00	202.68		7.17	762.60
	Home/Asc/Home	Professional Upgrade	11/20/81	48841	334.00	62.80	136.08	161.69		54.35	748.92
	Home/Atlanta, GA/Home	AVA Meeting	01/07/82	49373	1,655.57	143.01	217.87	30.00	35.50		2,081.95
	Home/Asc/Home	PWA Program	01/27/82	49866	334.00	28.05	96.00	132.23		16.65	606.93
	Home/Asc/Home	Interview Mtg. Canl.	04/06/82	50458	227.00	57.25	207.36	20.00		303.75 (d)	815.36
	Home/Grandji, MI/Asc, IA Kansas City/Ellensburg/Home	Teacher Recruitment	05/17/82	51104	1,610.22	232.34	532.34	497.07		32.08	2,904.09
	Home/Asc/Home	Equalite Materials	06/29/82	51522				40.00			40.00
	Home/Asc/Home		06/07/82	51337	340.00	85.45	237.60	46.00		8.87	717.92
	Total FY82 Out-of-District Travel				<u>6,202.75</u>	<u>1,019.35</u>	<u>1,758.95</u>	<u>1,268.50</u>	<u>252.90</u>	<u>521.65</u>	<u>11,104.38</u>
	Total FY82 In-District Travel				<u>1,657.70</u>						<u>1,657.70</u>
	Total Travel				<u>\$7,940.45</u>	<u>\$1,019.35</u>	<u>\$1,758.95</u>	<u>\$1,268.50</u>	<u>\$ 252.90</u>	<u>\$ 521.65</u>	<u>\$ 12,762.08</u>

BERING STRAIT SCHOOL DISTRICT  
 SCHEDULE OF TRAVEL - OTHER KEY PERSONNEL  
 FY81, FY82 and FY83 (through 12/31/82)

<u>Travel Dates</u>	<u>Destination</u>	<u>Purpose of Trip</u>	<u>Voucher Date</u>	<u>Voucher Number</u>	<u>Airfare</u>	<u>Food</u>	<u>Loging</u>	<u>Taxi Auto</u>	<u>Regis- tration</u>	<u>Other</u>	<u>Totals</u>
ASSISTANT SUPERINTENDENT OF VOCATIONAL EDUCATION											
FY83 Out-of-District Travel											
	Missoula, MT/Alliance, MT/ Missoula, MT	Equipment Purchase	07/14/82	51698	\$ 512.00	\$ 34.81	\$ 143.49	\$ 5.00	\$	\$	\$ 695.10
	UNK/Anc/UNK	State Board Meeting	10/13/82	53168		90.00	260.00	101.10		6.40	457.70
	UNK/St. Louis, MO/ UNK	Interview Voc.Ed. Teachers/AVA Conference	12/22/82	54504	<u>1,508.62</u>	<u>210.00</u>	<u>260.50</u>	<u>45.00</u>	<u>112.00</u>	<u>29.67</u>	<u>2,166.59</u>
	Total FY83 Out-of-District Travel				<u>2,020.62</u>	<u>334.81</u>	<u>663.99</u>	<u>152.10</u>	<u>112.00</u>	<u>36.07</u>	<u>3,319.59</u>
	Total FY83 In-District Travel				<u>584.00</u>						<u>584.00</u>
	Total Travel				<u>\$2,604.62</u>	<u>\$ 334.81</u>	<u>\$ 663.99</u>	<u>\$ 152.10</u>	<u>\$ 112.00</u>	<u>\$ 36.07</u>	<u>\$ 3,903.59</u>

Other - (c) Adventure Based Education, net of \$561.24 returned  
 (d) Recruiting room and conference

BERING STRAIT SCHOOL DISTRICT  
 SCHEDULE OF TRAVEL - OTHER KEY PERSONNEL  
 FY81, FY82 and FY83 (through 12/31/82)

<u>Travel Dates</u>	<u>Destination</u>	<u>Purpose of Trip</u>	<u>Voucher Date</u>	<u>Voucher Number</u>	<u>Airfare</u>	<u>Food</u>	<u>Lodging</u>	<u>Taxi Auto</u>	<u>Registration</u>	<u>Other</u>	<u>Totals</u>
<b>ASSISTANT SUPERINTENDENT - CURRICULUM</b>											
<b>FY81 (Out-of-District Travel)</b>											
to 12/31/80					\$ 1,309.52	\$ 486.82	\$ 744.07	\$ 166.49	\$	\$	\$ 2,706.90
None/Las Vegas/None			01/08/81	45121		327.25	208.27	38.79			574.31
None/None/None			03/08/81	45858	384.00	158.00	210.00	242.38			994.38
None/None/None			04/01/81	46176	192.00	84.99	190.48	173.29	10.00		650.76
<b>Total FY81 Out-of-District Travel</b>					<b>1,885.52</b>	<b>1,057.06</b>	<b>1,352.82</b>	<b>620.95</b>	<b>10.00</b>		<b>4,926.35</b>
<b>Total FY81 In-District Travel</b>					<b>2,484.00</b>	<b>1,145.70</b>					<b>3,629.70</b>
<b>Total Travel</b>					<b>\$4,369.52</b>	<b>\$2,202.76</b>	<b>\$1,352.82</b>	<b>\$ 620.95</b>	<b>\$ 10.00</b>		<b>\$ 8,556.05</b>
<b>FY82 (Out-of-District Travel)</b>											
None/Colorado Springs/None		Nat. Curriculum Study Instruction	07/15/81	47189	\$	\$ 190.05	\$ 128.56	\$ 244.85	\$	\$	\$ 563.46
None/Skagway/None		ASCA Conference	10/19/81	48302		281.43	273.15	40.17	400.00	45.50	1,040.25
None/Las Vegas/None		ASCP - NESI meeting	01/14/82	48900	712.82		40.00				752.82
None/None/None		Staff Development	01/14/82	49491		336.94	172.00	15.00			524.74
None/None/None		Disc. Fac. Wkshp.	06/16/82	51386	318.00	68.79	178.20	16.00		1.26	582.25
<b>Total FY82 Out-of-District Travel</b>					<b>1,030.82</b>	<b>877.21</b>	<b>792.71</b>	<b>316.02</b>	<b>400.00</b>	<b>46.76</b>	<b>3,463.52</b>
<b>Total FY82 In-District Travel</b>					<b>3,448.45</b>	<b>227.80</b>					<b>4,603.54</b>
<b>Total Travel</b>					<b>\$5,192.09</b>	<b>\$1,105.01</b>	<b>\$ 792.71</b>	<b>\$ 316.02</b>	<b>\$ 400.00</b>	<b>\$ 974.05</b>	<b>\$ 8,067.06</b>
<b>FY83 (Out-District Travel)</b>											
URIK/Daguerre/URIK		ASCD National Study Institute	09/08/82	52587	\$ 853.24	\$ 260.60	\$ 128.00	\$ 95.00			\$ 940.24
URIK/None/URIK		National Regional Board Planning Meeting	09/08/82	52586	316.00	80.00	165.00	56.00			528.21
URIK/None/URIK			11/29/82	53863							617.00
<b>Total FY83 Out-of-District Travel</b>					<b>1,169.24</b>	<b>340.60</b>	<b>293.00</b>	<b>290.61</b>			<b>2,053.45</b>
<b>Total FY83 In-District Travel</b>					<b>1,370.79</b>						<b>1,370.79</b>
<b>Total Travel</b>					<b>\$2,540.03</b>	<b>\$ 340.60</b>	<b>\$ 293.00</b>	<b>\$ 290.61</b>			<b>\$ 3,664.24</b>

-76-

BEIJING STRAIT SCHOOL DISTRICT  
 SCHEDULE OF TRAVEL - OTHER KEY PERSONNEL  
 FY81, FY82 and FY83 (Through 12/31/82)

<u>Travel Dates</u>	<u>Destination</u>	<u>Purpose of Trip</u>	<u>Voucher Date</u>	<u>Voucher Number</u>	<u>Airfare</u>	<u>Food</u>	<u>Lodging</u>	<u>Taxi Auto</u>	<u>Regis- tration</u>	<u>Other</u>	<u>Totals</u>
BUSINESS MANAGER											
FY81 Out-of-District Travel											
To 12/31/80					\$3,142.40	\$ 705.06	\$ 603.75	\$ 445.04	\$	\$ 52.00	\$ 4,948.75
	Name/Anc/Name	Ex. Board Meeting	01/02/81	45058	290.00	83.40	84.00	16.00		26.70	500.10
	Name/Ac/Name, GV/Name	MSA Meeting	02/15/81	45659		59.34		5.50	140.00		204.84
	Name/Anc/Name	MASBO	04/27/81	46480		82.00	135.52	9.00		2.50	229.02
	Name/Anc/Name	Staff Recr	06/01/81	46084	304.00	16.65	44.00	10.40			375.05
Total FY81 Out-of-District Travel					<u>3,736.40</u>	<u>946.45</u>	<u>867.27</u>	<u>485.94</u>	<u>140.00</u>	<u>81.20</u>	<u>6,257.26</u>
Total FY81 In-District Travel					<u>1,071.69</u>	<u>23.79</u>	<u>40.00</u>				<u>1,135.48</u>
Total Travel					<u>\$4,808.09</u>	<u>\$ 970.24</u>	<u>\$ 907.27</u>	<u>\$ 485.94</u>	<u>\$ 140.00</u>	<u>\$ 81.20</u>	<u>\$ 7,392.14</u>
FY82 Out-of-District Travel											
	Name/Anc/Name	Nat. Sch. Lunch Prog.	08/11/81	47460	\$ 320.00	\$ 87.00	\$ 149.05	\$ 125.73			\$ 689.78
	Name/Anc/Name	Legislative Committee	08/26/81	47637	342.00	135.75	112.85	27.00			617.60
	Name/Anc/Name	DOE - Chapter 114	12/16/81	49156	334.00	42.75	47.61	33.20			457.56
	Name/Anc/Name	Pupil Trans. Wkshp.	01/14/82	49479	334.00	82.00	155.52	97.41			668.93
	TRK/Anc/TRK	MASBO Convention	05/13/82	51017	255.00	275.00	636.80	411.30		37.99	1,616.17
	Dayton/TRK/Dayton	Staffing and budget	06/17/82	51348	1,307.05	150.00	149.55	91.40			1,698.00
	TRK/Anc/TRK	Relocation D.O.	06/29/82	51524	466.00	181.87	173.34	18.60			839.81
	TRK/Anc/TRK	Review Insurance	06/29/82	51601	296.00	44.60	49.68				390.28
Total FY82 Out-of-District Travel					<u>3,662.85</u>	<u>990.97</u>	<u>1,474.48</u>	<u>804.64</u>		<u>37.99</u>	<u>6,978.93</u>
Total FY82 In-District Travel					<u>155.00</u>						<u>155.00</u>
Total Travel					<u>\$3,817.85</u>	<u>\$ 998.97</u>	<u>\$1,474.48</u>	<u>\$ 804.64</u>		<u>\$ 37.99</u>	<u>\$ 7,133.93</u>

BERNICE SHAWT SCHOOL DISTRICT  
 SCHEDULE OF TRAVEL - OTHER KEY PERSONNEL  
 FY81, FY82 and FY83 (through 12/31/82)

<u>Travel Dates</u>	<u>Destination</u>	<u>Purpose of Trip</u>	<u>Voucher Date</u>	<u>Voucher Number</u>	<u>Airfare</u>	<u>Food</u>	<u>Lodging</u>	<u>Taxi Auto</u>	<u>Other</u>	<u>Totals</u>
FY81 Out-of-District Travel										
UNK/Anc/UNK		Anc. BIA Upgrade	07/13/82	52100	\$ 466.00	\$ 60.65	\$ 32.40	\$ 18.00	\$ 1.80	\$ 581.85
UNK/Anc/Jackson/UNK		Engineer and Attorney/EWA	10/06/82	53081	761.59	193.05	185.20	104.14		1,243.98
UNK/Anc/Jackson/UNK		State Fin. Comm.	10/06/82	53081	304.00	180.00	149.04	147.70		71 74
UNK/Anc/UNK		State Fin. Comm./Elden and Associates	10/27/82	53365	229.00	120.00	116.66	55.62	22.80	544.08
UNK/Atlanta/UNK		SBO Official	11/01/82	43722	1,417.00	270.00	565.81	107.00	78.70 (e)	2,438.51
UNK/Anc/UNK		Dionale Const. Meeting	12/17/82	54461	229.00	355.50	237.60	210.00	19.08	1,051.18
UNK/Anc/Jackson/UNK		Financial Planning	01/25/83	54789	555.00	270.00	572.52	396.26	11.08	1,804.86
Total FY81 Out-of District Travel					<u>3,961.59</u>	<u>1,442.20</u>	<u>1,859.23</u>	<u>1,038.72</u>	<u>136.46</u>	<u>8,445.20</u>
Total FY81 In-District Travel					<u>581.11</u>					<u>581.11</u>
Total Travel					<u>\$4,542.70</u>	<u>\$1,442.20</u>	<u>\$1,859.23</u>	<u>\$1,038.72</u>	<u>\$ 136.46</u>	<u>\$ 9,026.31</u>

Other - (e) lunch guests

BERING STRAIT SCHOOL DISTRICT  
 SCHEDULE OF TRAVEL - OTHER KEY PERSONNEL  
 FY81, FY82 and FY83 (Through 12/31/82)

<u>Travel Dates</u>	<u>Destination</u>	<u>Purpose of Trip</u>	<u>Voucher Date</u>	<u>Voucher Number</u>	<u>Airfare</u>	<u>Food</u>	<u>Lodging</u>	<u>Taxi Auto</u>	<u>Regis- tration</u>	<u>Other</u>	<u>Totals</u>
<b>DIRECTOR OF ADMINISTRATION</b>											
<b>FY83 Out-of-District Travel</b>											
	Missoula/Chicago/Missoula	ASA Wksp/Computer Wksp.	08/05/82	52108	\$ 518.00	\$ 67.05	\$ 125.91	\$ 150.09	\$ 285.55	\$	\$ 1,146.60
	URK/Anc/URK	Meet at ROT/FF	10/18/82	53257	304.00	75.22	89.46	129.53		20.72	618.93
	URK/Anc/URK	Re: Construction	11/22/82	53739	332.00	166.55	226.80	13.00		20.01	759.16
	URK/Anc	Jury for Diomedes Const.	12/09/82	54250	229.00	116.10	267.41	10.00		11.33	633.84
	URK/Anc/URK	Diomedes Const.	01/12/83	54648	532.00	43.24	384.00	189.95			1,149.19
	<b>Total FY83 Out-of-District Travel</b>				<b>1,915.00</b>	<b>468.16</b>	<b>1,093.58</b>	<b>492.57</b>	<b>285.55</b>	<b>52.86</b>	<b>4,107.72</b>
	<b>Total FY83 In-District Travel</b>				<b>2,846.19</b>	<b>99.27</b>					<b>2,945.46</b>
	<b>Total Travel</b>				<b>\$4,761.19</b>	<b>\$ 567.43</b>	<b>\$1,093.58</b>	<b>\$ 492.57</b>	<b>\$ 285.55</b>	<b>\$ 52.86</b>	<b>\$ 7,253.16</b>
<b>DIRECTOR OF CURRICULAR AND INSTRUCTION</b>											
<b>FY83 Out-of-District Travel</b>											
	Chicago	AASA Wksp/Computer Wksp.	08/23/82	52329	\$	\$ 79.65	\$ 125.91	\$	\$	\$	\$ 205.56
	URK/Anc/URK	Region I Sch. Act. Assoc.	10/13/82	53144	304.00	37.50	89.10				430.60
	URK/Seattle/URK	IM School Accord.	12/15/82	54376	687.35	194.79	229.50	67.50	20.00		1,199.14
	<b>Total FY83 Out-of-District Travel</b>				<b>991.35</b>	<b>311.94</b>	<b>444.51</b>	<b>67.50</b>	<b>20.00</b>		<b>1,835.30</b>
	<b>Total FY83 In-District Travel</b>				<b>767.42</b>						<b>767.42</b>
	<b>Total Travel</b>				<b>\$1,758.77</b>	<b>\$ 311.94</b>	<b>\$ 444.51</b>	<b>\$ 67.50</b>	<b>\$ 20.00</b>		<b>\$ 2,602.72</b>

BERRING STRAIT SCHOOL DISTRICT  
 SCHEDULE OF TRAVEL - OTHER KEY PERSONNEL  
 FY81, FY82 and FY83 (through 12/31/82)

<u>Travel Dates</u>	<u>Destination</u>	<u>Purpose of Trip</u>	<u>Voucher Date</u>	<u>Voucher Number</u>	<u>Airfare</u>	<u>Food</u>	<u> Lodging</u>	<u>Taxi Auto</u>	<u>Regis- tration</u>	<u>Other</u>	<u>Totals</u>
DIRECTOR OF SPECIAL EDUCATION											
FY81 Out-of-District Travel											
12/11/80					\$ 870.00	\$ 88.80	\$ 129.60	\$ 217.23			\$ 1,305.63
01/26/81	RRK/Los Angeles/RRK	Rural CAP Meeting	01/26/81	45318		150.00	242.54	200.27			592.81
04/01/81	RRK/RRK/RRK	DOE Meeting	04/01/81	46182		160.35	237.60	137.64			475.59
05/26/81	RRK/Salt Lake/RRK	Sp. Ed. Dir. Conf.	05/26/81	46822		146.76	308.00	21.05			475.81
05/26/81	RRK/RRK/RRK	Title I Workshop	05/26/81	46823		86.15	164.00	123.28			373.43
Total FY81 Out-of-District Travel					<u>870.00</u>	<u>572.06</u>	<u>1,081.74</u>	<u>698.97</u>			<u>3,222.67</u>
Total FY81 In-District Travel					<u>770.00</u>	<u>213.95</u>					<u>983.95</u>
Total Travel					<u>\$1,640.00</u>	<u>\$ 786.01</u>	<u>\$1,081.74</u>	<u>\$ 698.97</u>			<u>\$ 4,206.62</u>
FY82 Out-of-District Travel											
11/19/81	RRK/RRK/RRK	Sp. Ed. Conferenc	11/19/81	40825	\$ 328.00	\$ 11.15	\$ 272.41	\$ 158.02	\$ 15.00		\$ 784.58
Total FY82 In-District Travel					<u>537.26</u>						<u>537.26</u>
Total Travel					<u>\$ 865.26</u>	<u>\$ 11.15</u>	<u>\$ 272.41</u>	<u>\$ 158.02</u>	<u>\$ 15.00</u>		<u>\$ 1,321.64</u>
FY83 Out-of-District Travel and Total											
10/27/82	RRK/RRK/RRK	Sp. Ed. Dir. Meeting	10/27/82	53381	\$ 304.00	\$ 150.00	\$ 275.00	\$ 20.00			\$ 749.00

BERING STRAIT SCHOOL DISTRICT  
 SCHEDULE OF TRAVEL - OTHER KEY PERSONNEL  
 FY81, FY82 and FY83 (through 12/31/82)

<u>Travel Dates</u>	<u>Destination</u>	<u>Purpose of Trip</u>	<u>Voucher Date</u>	<u>Voucher Number</u>	<u>Airfare</u>	<u>Food</u>	<u>Lodging</u>	<u>Taxi Auto</u>	<u>Regis- tration</u>	<u>Other</u>	<u>Totals</u>
DIRECTOR OF BILINGUAL/BICULTURAL EDUCATION											
					\$ 749.72						\$ 749.72
					<u>932.25</u>						<u>932.25</u>
					\$ <u>1,681.97</u>						\$ <u>1,681.97</u>
FY82 Out-of-District Travel											
	Alme/Las Vegas/Alme	ASCD-NESI Meeting	01/14/82	48900	\$ 712.82						\$ 712.82
					<u>102.50</u>						<u>102.50</u>
					\$ <u>815.32</u>						\$ <u>815.32</u>
FY 83 Not included on Schedule											
DIRECTOR OF TRANSPORTATION											
FY83 Out-of-District Travel											
	ANK/Seattle	Re: Construction	08/23/82	52328	\$ 516.92	\$ 25.00	4 130.28	\$ 10.00			\$ 682.20
	TRK/Seattle/TRK	HW School Accord.	12/13/82	54322	<u>824.62</u>	<u>142.00</u>	<u>207.26</u>	<u>58.00</u>	<u>20.00</u>		<u>1,251.88</u>
					\$ <u>1,341.54</u>	\$ <u>167.00</u>	\$ <u>337.54</u>	\$ <u>68.00</u>	\$ <u>20.00</u>		\$ <u>1,934.08</u>



PLEASE NOTE: THE PRECEDING PAGES WERE TREATED  
AS A UNIT IN THE ORIGINAL DOCUMENT.



**ASSOCIATION OF ALASKA SCHOOL BOARDS**  
326 FOURTH STREET, SUITE 204 • JUNEAU, ALASKA 99801 • PHONE 586-1083

**Survey of School District  
Employee Benefits**

**1982-1983**

## SURVEY OVERVIEW

The following information has been compiled to provide you with information concerning school district personnel salaries and benefits for 1982-83.

Out of the 52 member districts of the association, 51 responses were received prior to printing.

The survey has been condensed this year to cut down on the cost of printing and clerical time but contains the same information as in past year surveys. For rapid access, each section of the survey has been printed on a different color paper:

Superintendent .....	Green
Administrative .....	Pink
Middle Management .....	Yellow
Non-Certificated .....	Blue
Teacher .....	Tan
Board .....	Goldenrod

Please see the first page of each section for column headings.

## SUPERINTENDENT

Below are the page headings for the Superintendent Salaries and Benefits Survey on the next page.

- A Name of School District
- B Yearly Salary of Superintendent
- C Days or months on the job/vacation leave
- D Gets Personal Leave in addition to Annual?
- E Is personal leave accumulative?
- F If so, to how many days?
- G Is it paid at the end of the contract period?
- H District paid annuity program?
- I Extra insurance benefits not provided to teachers?
- J Travel to State Supt. Conference?
- K Travel to National Conference?
- L District paid inservice?
- M District pays for college tuition fees?
- N Per diem rate while traveling?
- O District pays for expenses other than travel?
- P Is Housing provided?
- Q Who owns housing?
- R Cost to Superintendent (monthly)
- S Other housing subsidy?
- T Does district provide Superintendent with a car?
- U For business use only?
- V For business and personal use?
- W Auto expenses paid?
- X Other benefits not listed above

NOTE: On survey, Y = Yes & N = No

A	B	C	D	E	F	G	H	I	J	K	L	M	N	O	P	Q	R	S	T	U	V	W	X	
Adak	67,000	12/30	Y	N			Y	Hed/Dep.	Y	Y	AASB;HASE	N	\$45 + Hotel	N	IP				Y	Y	Rental Car	Deferred Annuity		
Alaska Gateway	60,000	230/30	Y	Y	4		Y	N	Y	Y	AASB;HASE	Y	\$35/dy + Htl	Y	N				N			None		
Aleutian Region	86,018	12/30	Y	Y	6	N	N	N	Y	Y	AASB	N	State Rate	Y	N				N		50.00/mo	None		
Anchorage	75,000	12/24	Y	N			N	Disab.	Y	Y	All	N	Actual Exp.	Y	N				Y			TRS		
Annette	62,496	220/30	N				N	Disability	Y	Y	AASB;other	N	\$90/day	Y	Y	Dist		Util.	N		\$325/mo	Out of Town Car Rental		
Bering Strait	66,262	12/36	N				N	FULL TMD.	Y	Y	AASB;HASE	N	\$30/dy + Htl	N	Y	Dist	276.00	None	N		\$250./mo	None		
Bristol Bay	63,810	12/20	Y	N		N	N		Y	Y	AASB	N	\$25 + Hotel	Y	N				N			Dis Pys for Rnd trip/Anch.		
Chatham	50,000	12/22	Y	N			N	Travel	Y	Y	w/Discre	N	\$85/dy	Y	Y	Dist			N		Y	None		
Chugach	51,000	12/24	Y	Y	10		N		Y	Y	AASB	N	\$35 + Hotel	Y				Negotia	N			Physical & Moving Expense		
Copper River	72,700	230/0	Y	Y	8	N	N		Y	Y	AASB;HASE	N	\$25/dy + Htl	N	N				N		Y	None		
Cordova	61,415	230/0	Y	Y	4	Y	N		Y	N	AASB	N	\$85/day	N	N				N			\$50/mo		
Craig	50,000	12/22	N				N	Y	Y		No	N	Actual Exp.	Y	Y	Dist.	450.		N		Y	Y	None	
Delta/Greely	67,527	12/30	N				N		Y	Y	As Needed	N	\$35 + hotel	N	N				N			\$100/mo		
Dillingham	75,000	12/21	Y	Y	6	Y	N		Y	Y	AASB;HASE	Y	\$85 day	N	Y	Dist.	500.00	Ur/Plan	N	Y		.35/MI		
Fairbanks	75,000	12/30	N				N	Disab.	Y	Y	w/Discre	N	\$35/dy + Htl	Y	N				N			\$400/Mo	\$250/mo Business Exp.	
Galena	70,000	12/30	Y	Y	5	N	N		Y	Y	AASB	N	\$85.00/day	N	Y	Other	200.	\$150/Mo	N					
Haines	60,075	12/30	Y	Y	5	N	N	None	Y	N	Reliev/Dist	N	\$35 + Hotel	N	N				N				None	
Hoonaah	49,000	220/0	Y	N			N		Y	Y	As Needed	N	Actual Exp.	Y	N				N		Y		None	
Hydaburg	40,000	12/30	Y	N			N		Y	Y	AASB;Conf	N	\$00./day	N	Y		200.		N					
Iditarod	63,000	12/25	N				N		Y		As reqstd	N	\$75/day	Y	N				N					Medical Exam every 2 yrs
Juneau	65,000	12/25	N				N		Y	Y	AASB;HASE	N	Actual Exp.	Y	N				N					None
Kake	50,000	12/30	N				N	Life Ins.	Y	Y	AASB;HASE	N	\$100/day	N	N			\$250/mo	Y	Y			None	
Kenai	69,500	12/30	Y	Y	12	N	N		Y	Y	AASB	N	\$75.00 day	N	N				N			\$200./mo.	* .30 mt. (Car Subsidy)	
Ketchikan	72,000	12/24	N	Y	50	Y	N	Fam. Med.	Y	Y	AASB;HASE	N	\$35/dy + Htl	N	N				N					
King Cove	67,176	12/30	Y	Y	24	Y	N		Y	Y	AASB;HASE	Y	\$80.00/day	N	Y	Dist.	.00		Y	Y				
Klamuck	58,000	12m/35	Y	N			N		Y	Y	as Needed	Y	State Rate	Y	Y	Dist			Y	Y				
Kodiak	64,000	12/30	N				N		Y	Y	AASB;HASE	N	\$75/dy	N	N				N			\$130/mo	None	
Kuspuk		230/15	Y	Y	6	Y	N		Y	Y	AASB;Htl	Y	\$40/dy + Htl	N	N			\$200/mo	Y	Y			None	
Lake & Peninsula	60,000	12/30	Y	N			N	Life Ins.	Y	Y		N	\$85/dy	Y	N			\$400/mo	Y	Y			None	
Lower Kuskokwim	82,285	12/35	Y	Y	6	Y	N		Y	Y	As Apprvd	N	\$35/dy + Htl	N	N				Y	Y			3,000	Moving Expense
Lower Yukon	65,000	240/24	Y	Y	6	Y	N	Add. Life	Y	Y	None	N	\$85.00/day	N	Y	Dist	.00	None	N		Y	None	None	
Hat Su	62,500	12/36	Y	N			N	Xtra Life	Y	Y	AASB;HASE	N	\$50 + Hotel	N	N				N			\$200/mo	None	
Heenana	63,000	12/30	N				N		Y	Y	w/discretn	N	\$35/dy + Htl	Y	N				N				None	
Nome	60,000	12/20	Y	Y	6	N	N		Y	Y	AASB	N	\$75./day	Y	N				N		Y		None	
North Slope	80,000	12/36	N				N	Add Lt Ins	Y	Y	As Needed	Y	\$135.00/dy	N	Y	None	1,100		N					
Pelican	54,000	210/0	Y	N			N	Y	Y	N	w/discret.	N	\$83/day	Y	Y	Other	300.00		N					None
Petersburg	55,000	240/20	N				N		Y		w/ltl Appv.	N	Actual Exp.	Y	N				N					
Pribilof Island	70,000	260/20	N				N		Y	Y	AASB;HASE	Y	\$65/dy	Y	Y	Dist		Fuel Pd	Y	Y		Rental	Prof. dues to AASA	
Railbelt	63,600	260/30	Y	Y			N		Y	Y	AASB;HASE	N	\$30. + Hotel	Y	N				N	X		Illness	None	
S.W. Region	80,000	12/32	N				N	Term Life	N	Y	AASB;HASE	N	\$30 + Hotel	N	Y	Dist.	.00	None	N					None
Sand Point	75,000	12/30	N				N		Y	Y	AASB	N	St Perdiem	N	Y	Dist.	600.00	None	Y	Y			None	
Sitka	62,500	12/20	N				N	No	Y	Y	AASB;HASE	N	\$75/day	N	N				N					Med & Life Ins. Exp & Fam
Skagway	52,500	230/30	Y				N		Y	Y	AASB;Hase	N	Actual Exp.	Y	N				N				None	
Southeast Island	63,670	12/30	N				N		Y	Y	Yes	Y	Yes	Y	N			to \$400	Y	Y			Good working conditions	
St. Marys	66,000	12/15	Y	N			N	None	Y	Y	As Needed	N	\$100/day	N	Y	Dist.		Yes	Y	Y			None	
Unalaska	72,500	12m/30	N				N		Y	Y	AASB	N	\$25 + Actual	N	N				N					Yrly Phys./150.mn car exp.
Valdez	72,000	12/30	N				N		Y	Y	1-1 Basis	N	\$80.00 day	N	N				N			150./Mo	None	
Wrangell	54,000	225/15	Y	N			N		Y	Y	By Request	N	Actual Exp.	Y	N				N					None
Yakutat	48,000	240/0	N				N		Y	Y	Maybe	N	\$25 + Hotel	N	N			\$250/mo	N				None	
Yukon Flats	62,500	12/10	Y	N			N	Adnl Life	Y	Y	AASB;Conf	N	\$36/dy + Htl	N	Y	Dist			N			\$200/mo	None	
Yukon/Koyukuk	75,000	260/36	Y	Y	10	N	N		Y	Y	As Needed	N	\$40 + Hotel	Y	N				Y	Y				None

## ADMINISTRATIVE

Below are the page headings for the Administrative Salaries and Benefits Survey on the next few pages.

- A Name of School District
- B Number of employees
- C Position/Title
- D Base Salary
- E Top Salary
- F Days on contract/vacation days
- G Insurance benefits not provided to teachers
- H Expenses other than travel paid by district
- I Professional development paid by district
- k Other benefits not listed but provided

A	B C	D	E	F	G	H	I	J	K
Adak	Admin. Assistant	44,000	51,000	240/30	X	X		State	X
	Special Ed. Director	36,000	49,000	188/7.5		X		State	X
	Personnel Director	43,000	50,000	240/30	X			National	X
Alaska Gateway	1 Asst. Supt.		61,965	230/					
	1 Spec. Ed. Director	24,706	52,329	220/					
	1 Business Manager Facilities Coord.	43,000	43,769	230/ 230/					
Aleutian	1 Admin. Assistant	76,877		260/20	No	\$50. p/m, Auto	W/Supt. Approval	None	
Anchorage	5 Assistant Superintendent	62,420	66,559	260/24	No	Exp. Account	No		\$45 Hi. Vehicle Allowance
	1 Federal Program Director	50,046	56,477	260/24	No	No	No		Same
	1 Curriculum Director	50,046	56,477	260/24	No	No	No		Same
	1 Special Ed. Director	50,046	56,477	260/24	No	No	No		Same
	1 Elementary Curric. Director	50,046	56,477	260/24	No	No	No		Same
	1 Voc. Education Director	44,670	51,120	260/24	No	No	No		Same
	1 Bilingual Director	44,670	51,120	260/24	No	No	No		Same
	1 Public Information Officer	41,441	41,441	260/24	No	Exp. Account	No		Same
	1 Personnel Director	61,133	61,133	260/24	No	Exp. Account	No		Same
	1 Facilities Coordinator	47,899	54,303	260/24	No	No	No		Same
1 Labor Relations Director	57,379	57,379	260/24	No	Exp. Account	No		Same	
Annette	1 Fed. Program Dir.	See Elem.	Principal						
	1 Special Ed. Director	See Elem.	Principal						
	1 Voc. Ed. Director	See. H.S.	Principal						
	1 Business Manager	35,000		220/12	Yes	3,500/Moving Exp	Travel/Perdiem		
Bering Strait	Deputy Supt.	66,245		260/26		Hotel/Perdiem	Hotel/Trav. Perdiem		
	Fed. Program Dir.	47,115		220/--		Same	Same		
	Special Ed. Director	44,786		260/24		Same	Same		
	Elem. Curric. Dir.	50,628		260/24		Same	Same		
	Voc. Educ. Director	57,400		260/24		Same	Same		
	Business Manager	57,500		260/24		Same	Same		
	Transportation Coord.	42,700		260/24		Same	Same		
	Dir. Transitional Prog.	54,000		260/24		Same	Same		
Bristol Bay	NONE								
Chatham	1 Assistant Superintendent	46,000	46,000	220/22	Med & Travel	Cabs	Perdiem + Travel		
Chugach	1 Curriculum Director					Admin. Stipend	of \$2,500.00	(15 extra days)	

A	B	C	D	E	F	G	H	I	K
Copper River	1	Curric. Director		61,000	230/	No	No	Yes	
	1	Business Manager		43,950	230/	No	No	Yes	
Cordova		NONE							
Craig	1	Business Manager	24,000	24,000	12/10		No	None	
Delta/Greely	1	Asst. Superintendent	61,691		240/10	No	No	AASA	
	1	Special Services Coord.	48,526		220/4	No	No		
	1	Coor. Study Teacher	32,456		188/2	No	No		
	1	Coor. Study Prin./Teacher	36,540		210/4	No	No		
	1	Coor. Study/AIDS Teacher	34,483		188/2	No	No		
Dillingham		Assistant Supt.	67,600		260/21	No	No	State & National	2/dy Pers. Leave & Tuition
		Admin. Assistant	32,000		260/18	No	No	State/Workshop	2 dys Pers. Leave & Tuition
		Business Manager	46,000		260/18	No	No	State & National	Same
		Maint. Foreman	42,000		260/18	No	No	No	Same
Fairbanks	1	Asst. Supt.	54,000		12/24	No	Trv/Hotel & Pdm	1 State & National	None
	1	Assoc. Supt.	62,000		12/24	No	Same	Same	None
	1	Admin. Asst.	39,000		12/24	No	Same	Same	None
	1	Fed. Program Dir.	47,000		12/24	No	Same	Same	None
	1	Special Ed. Director	48,873		12/24	No	Same	Same	None
	1	Public Info. Officer	35,310		12/24	No	Same	Same	None
	1	Personnel Director	51,318		12/24	No	Same	Same	None
	1	Business Manager	55,650		12/24	No	Same	Same	None
	1	Dir. Operations & Maint.	51,100		12/24	No	Same	Same	None
	1	Dir. Student Activities	47,000		12/24	No	Same	Same	None
	1	Coor. Staff Dev.	45,000		12/24	No	Same	Same	None
Galena	1	Admin. Assistant	28,340	40,040	260/20	N/A	N/A	N/A	
Haines		NONE							
Heonah		NONE							
Hydaburg		NONE							

A	B C	D	E	F	G	H	I	K
Iditarod	1 Asst. Supt./Bsn. Mgr.		61,480.00	261/20	Same	No	No	None
	1 Title VII Coord	36,712	51,255	200/3	Same	No	No	None
	1 Chapter I/Leng. Arts Spec.	36,712	51,255	200/3	Same	No	No	None
	1 JOM/IEA/CommEd./BHP	36,712	51,255	200/3	Same	No	No	None
	1 Curr. Dir.		57,240	261/25	Same	No	No	None
	1 Spec. Ed. Dir.	36,712		200/3	Same	No	No	None
	1 Secondary Curr. Coord.	26,204	47,753	188/3	Same	No	No	None
	1 Voc. Ed. Dir	36,712	51,255	200/3	Same	No	No	None
	1 Bilingual Dir.	36,712	51,255	200/3	Same	No	No	None
	1 Library/Media Coord.	36,712	61,255	200/3	Same	No	No	None
	1 Personnel Director	36,504		261/21	Same	No	No	None
	1 Facilities Coord.	50,393		261/21	Same	No	No	None
	1 Maint. Director	46,247		261/24	Same	No	No	None
	2 Maint. Foreman	32,750		261/15	Same	No	No	None
1 Computer Educ. Coord.	13,102	22,877	94/1.5	Same	No	No	None	
Juneau	Asst. Supt. Instr.		60,840					
	Asst. Supt. Bus.		60,840					
	Personnel Director		40,170	12/24		\$25/mo Car		
	Finance Officer		41,782	12/24		\$60/mo Car		
	Comm. Schools Dir.		37,128	12/24		\$50/mo		
	Maint/Opr. Supvr.		44,720	12/24				
	Dist. Head Custodian		32,084	12/24				
Asst. Head Custodian		27,690	12/24					
Indian Studies Supvr.		30,852	10.5/			\$85/mo Car		
Kake	NONE							
Kenai	2 Assoc. Supt.	61,865		7/24	No	No	Yes	
	1 Fed. Program Director	51,408		210/3	No	No	Yes	
	1 Special Ed. Director	51,408		210/3	No	No	Yes	
	1 Elem. Curriculum Director	51,408		210/3	No	No	Yes	
Ketchikan	1 Asst. Supt.		69,700	12/10	Full Medical	No	No	No
	1 Special Ed. Director		56,500	207/	Same	No	No	No
	1 Community Schools Dir.		40,707	230/	Same	No	No	No
	1 Personnel Coord	30,432		Up	No	No	No	Non-Certificated
	1 Business Manager	42,000		Up	No	No	No	Same
1 Facilities Coord.	41,000		Up	230/			Certificated	
King Cove	NONE							
Klawock	NONE							

A	B C	D	E	F	G	H	I	K
Kodiak	1 Asst. Supt.	54,000	60,500	230/5	No	No	\$300/yr Prof Dues	Car allow/Tuition/Physical
	1 Admin. Assistant	52,000	58,000	230/5	No	No	Same	Same
	1 Curric. Director	48,000	54,000	204/5	No	No	Same	Same
	1 Special Ed. Director	41,000	46,000	198/5	No	No	Same	Same
Kuspuk	1 Admin. Asst./Principal							
	2 Admin. Asst.	29,268	57,912	200/0			State & Limited Natl	
	1 Bilingual/Fed. Prog. Dir.	26,723	38,480	188/			Same	
	1 Curric. Director	26,723	46,338	200/			Same	
	1 Special Ed. Director	26,723	46,497	18E/			Same	
	1 Comm. Ed. Dir./Fed. Prog.	29,268	51,218	18E/			Same	
	1 Public Info. Officer	2,500	2,500	12/			State Meeting	Non-Certified
1 Facilities Coord.	2,500	4,447	12/			Same	Non-Certified	
Lake & Peninsula	Asst. Supt.			200/20	Life = Salary	No	AASA	No
	Admin. Asst.			210/0	Same	No	No	No
	Special Ed. Director			210/0	No	No	No	No
	Business Manager		55,000	260/20	No	No	No	No
	Facilities Coord.		55,000	260/20	No	No	No	No
	Asst. Fac. Coord./Dir of Maint.		55,000	260/20	No	No	No	No
Lower Kuskokwim	2 Asst. Supt.		65,250	260/	No	No	State & National as	approved by Supt.
	Admin. Asst.		43,617	12/			Same	
	Fed. Program Dir.		53,643	260/1.75				Same
	Curric. Director		49,036	240/1.75				Same
	Special Ed. Director		42,201	224/1.75				Same
	Elem. Curric. Coord.		39,283	220/			Same	
	Bilingual Director		57,012	260/2.75				Same
	1 Personnel Director		46,321	12/1.75			State & national	
	1 Business Manager		50,211	12/1.75			Meetings with Supt.	
	1 Facilities Director		53,206	12/1.75			approval	
	1 Capital Project Dir.		53,893	12/2.25			Same	
Lower Yukon	1 Admin Assistant	60,235		220/15	None			
	1 Fed. Program Director	60,235		220/15	None	None		
	1 Curric. Director	46,319		198/0	None	None		
	1 Special Ed. Director	51,465		220/15	None	None		
	1 Voc. Educ. Director	38,841		198/0	None	None		
	1 Bilingual Director	38,280		198/0	None	None		Bilingual Conference
	1 Personnel Director	38,301		220/15	None	No		
	1 Business Manager	56,000		240/16	None	No		
	1 Fed. Prog. Specialist	51,465		220/15	None	No		

A	B C	D	E	F	G	H	I	K	
Mat Su	Assistant Supt.	60,000	N/A	260/36	All have 15,000 Life & 100,000 Accid. Life Ins	Assoc. Dues	St. & National Conf.	TRS,WC,ESC,SL	
	Curriculum Director	53,000	N/A	260/30		Same			Same
	Special Ed. Director	53,000	N/A	260/30		Same			Same
	Elem. Curric. Director	53,000	N/A	260/30		Same			Same
	Personnel Director	50,000	N/A	260/30		Same			Same
	Business Manager	50,000	N/A	260/30		Same			Same
Kenana	1 Curriculum Director		40,000	215/3	No	No	No	Same as teachers	
North Slope	Asst. Superintendent		72,000	245/12	No	None	Yes	None	
	Assoc. Supt.		72,000	245/12	No	None	Yes	None	
	Admin. Assistant		55,000	230/12	No	None	Yes	None	
	Fed. Program Director		60,000	265/12	No	None	Yes	None	
	Curriculum Director		60,000	265/12	No	None	Yes	None	
	Special Ed. Director		60,000	265/12	No	None	Yes	None	
	Elem. Curriculum Director		60,000	265/12	No	None	Yes	None	
	Voc. Educ. Director		60,000	265/12	No	None	Yes	None	
	Bilingual Director		60,000	265/12	No	None	Yes	None	
	Public Info. Officer		45,000	245/12	No	None	Yes	None	
	Business Manager		60,000	260/12	No	None	Yes	None	
Facilities Coord.		60,000	245/12	No	None	Yes	None		
Pelican	NONE								
Petersburg	.7 Fed. Program Director	4,908.00		180/5	No	No	No	None	
	1 Special Ed. Director	34,361		180/5	No	No	No	None	
Pribilof Island	1 Special Prog. Director	51,608		220/0	No	(1) Prof Dues	State & Natl Conf.	30% Rent + all fuel paid	
Railbelt	1 Curriculum Director		45,000	197/0	No	Perdlem + Hotel	In State Trvl	None	
	1 Business Manager		45,000	12/15	No	Perdlem + Hotel	In State Conf.	None	
	1 Facilities Coordinator		13,395.	12/15	No	Perdlem + Hotel	In State Conf.	None	
Sand Point	All Admn. positions held by	Supt.							
Sitka	1 Fed. Program Director								
	1 Special Ed. Director	47,071	53,661	206/	No	\$75.00 Perdlem	Travel to State	See Spec. Ed. Director	
	1 Bilingual Director								
	1 Voc. Education Director	40,954	60,743	206/		\$75.00 Perdlem	Travel to State	See Spec. Ed. Director	
Skagway	NONE								

A	B C	D	E	F	G	H	I	K
Southeast Island	Asst. Supt. Business Manager Facilities Coord.	53,679 33,000 42,000		220/ 12/ 12/	No No No	W/Supt Approval No No	W/Supt Approval Same as Teachers Same as Teachers	Same benefits as teachers
Southwest Region	1 Asst. Supt. 1 Admin. Assistant Fed. Program Dir. Curric. Director Spec. Ed. Dir. Voc. Educ. Dir. Elem. Curric. Coord. Bilingual Dir. Business Manager Facilities Coord Dir. of Instruction		65,000 34,612 46,842 51,952	12/30 12/24 210/ 210/	Yes			Housing Subs./Car Stipend  See Fed. Prog. Dir. See Curric. Dir.  Housing Subs. Housing Subs./Vehicle Stipend Housing Subs./Vehicle Stipend Housing Subs./Vehicle Stipend
St. Marys	Asst. Superintendent Bilingual Director Business Manager Facilities Coord.	50,000 29,790 31,719 50,000		200/ 240/ 230/ 200/	No No No No	No No	Yes Yes Yes Yes	
Unalaska	1 Fed. Prog. Coord.	COMBINED	WITH TEACH	ER /				
Valdez	1 Curriculum Director 1 Business Manager 1 Facilities Coord.	38,248 52,783 52,783	57,372 75,732 75,732	200/12 240/ 240/				
Wrangell	NONE							
Yakutat	1 Admin. Assistant	45,000		204/2	No	No	State	
Yukon Flats	1 Assistant Supt. 2 Admin. Assistant 1 Fed. Program Dir. 1 Curric. Director 1 Special Ed. Director 1 Business Manager 1 Facilities Coordinator	52,500 23,000 32,000 47,000 37,700 47,000 Independ.	23,690	260/30 220/ 220/ 260/24 220/ 260/24	Added Life	None	State & Natl Travel Trv./1 State Mtg. State Conferences State Conferences State Conferences State Conferences	10 Day Professional leave

A	B	C	D	E	F	G	H	I	K
Yukon/Koyukuk									
	1	Asst. Superintendent	61,431	N/A	260/Y	N	Hotel & Meals	Dues & Travel Exp.	Exp Acct \$150/mo
	1	Special Programs Coord.	45,389	N/A	210/Y	No	Same	Trv. to State Mtgs	None
	1	Voc. Education Director	56,775	N/A	260/Y	N	Same	Same	None
	1	Business Manager	56,775	N/A	260/Y	N	Hotel & Meals	Travel & Expenses	None
	2	Special Asst.	52,992	N/A	210/Y	N	Same	Same	Same
	1	JOM/IEA Coord.	43,228	N/A	200/Y	N	Same	Same	Same
	1	Dir. Admin. Services	56,775	N/A	260/Y	N	Same	Same	None
	1	Program Dev. Spec.	40,775	N/A	200/Y	N	Same	Same	Same

## MIDDLE MANAGEMENT

Below are the page headings for the Middle Management Survey on the next few pages.

- A Name of School District
- B Number of employees
- C Position/Title
- D Base Salary
- E Top Salary
- F Days on contract/vacation days
- G Insurance benefits not provided to teachers
- H Expenses other than travel paid by district
- I Professional development paid by district
- K Other benefits not listed but provided

A	B C	D	E	F	G	H	I	K
Adak	1 H.S. Principal	45,000	52,000	220/50	X		State	Annuity Programs
	1 Elem. Principal	45,000	52,000	220/50	X		State	Same
	1 Director of Reading	Reg. Sal.	+ \$500.00	188/		Some	State	Annuity Program
Alaska Gateway	2 High School Principal		51,000	190/2	N	N	N	None
	Principal/Teacher	24,706+	44,718+	190/2	N	N	N	None
Aleutian Region	No Middle Management Positions							
Anchorage	8 High School Principal	51,345	58,627	222/10	No	No	No	Mileage - \$70/mo or 35¢/MI
	28 Asst. High School Principal	45,103	52,083	207/6	No	No	No	Same
	53 Elementary Principal	43,828	50,749	197/5	No	No	No	Same
	8 Jr. High School Principal	46,377	53,419	207/7	No	No	No	Same
	4 Asst. Jr. High School Prin.	43,010	50,014	197/5	No	No	No	Same
	17 Interns	22,010	41,380	182/2	No	No	No	Same
Annette	1 High School/Jr. High Prin.	54,880		225/30	Yes	Car Rental	Yes	
	1 Elem. Principal	50,930		225/30	Yes	Car Rental	Yes	
Bering Strait	4 High School Principal	44,156	52,886	220/	No	Hotel/Food	Travel/Perdiem	
	10 Principal/Teacher	28,054	35,386	190/	No	Same	Same	
Bristol Bay	High School Principal			220/	No	Hotel + Perdiem	State Meetings	
Chatham	1 High School Principal	40,000	40,000	190/	No	\$85.00 Perdiem	As approv. by Supt.	
Chugach	2 Principal/Teacher	20,905	38,670	205/0				
Copper River	2 High School Principal	48,000	55,440	210/	N	N	Yes	None
Coriova	1 High School Principal			210/2	No	\$60/mo Mileage	State Meetings	
	1 Elementary Principal			210/2	No	\$50/mo. Mileage	State Meetings	
Craig	No Middle Management Positions							
Delta/Greely	1 H.S. Principal	57,283		230/6	No	No	National Association	of Secondary Principals
	1 Asst. H.S. Principal	45,245		208/2	No	No		
	1 Jr. High Principal	53,087		220/4	No	No	National Association	of Secondary Principals



A	B C	D	E	F	G	H	I	K
Ketchikan	1 High School Principal	62,280		207/	100% Med/Life	No	No	No
	1 Asst. High School Principal	54,119		207/	Same	No	No	No
	3 Elem. Principal	54,119		197/	Same	No	No	No
	1 Jr. High Principal	58,415		207/	Same	No	No	No
	1 Alt. High School Princ.	52,830		197/	Same	No	No	No
King Cove	High School Principal	55,000	55,000	210/60	No	No	No	
Klawock	1 District Principal	45,000				No		
Kodiak	1 High School Principal	47,500	53,500	203/6	No	No	\$300/yr Prof Dues	Car allow/Tuition/Physical
	1 Asst. High School Principal	44,000	50,000	198/6	No	No	Same	Same
	3 Elementary Principal	44,000	50,000	198/5	No	No	Same	Same
	1 Jr. High Principal	45,000	51,000	198/5	No	No	Same	Same
	2 Village Prin. & Teacher	43,000	48,000	198/5	No	No	Same	Same (largest Village)
1 Village Area Principal	46,000	51,500	198/5	No	No	Same	Same	
Kuspuk	2 Principal (on site)	29,268	57,912	200/			State Conference	
	1 Admin Asst/Principal	29,268	57,912	200/				
Lake & Peninsula	2 Area Principals			210/0	N	N	N	None
	14 Principals	29,727	59,248	191/0	N	N	N	None
Lower Kuskokwim	14 High School Principal	48,972	72,007	210/	N		As approved by Supt.	
	2 Elem. Principal	48,972	64,056					
	1 Asst. Elem. Prin.		44,049	210/	N	N	As approved by Supt.	
Lower Yukon	11 Principals (All Schools)	38,841	60,592	198/0		No	Prof. Conf & Travel	None
Nat Su	High School Principal	49,216	53,787	213/0	No	Assoc Dues	Yes, all	ESC, WC, IRS, SI
	Asst. High School Principal	43,988	48,559	208/0	Same	Same	Same	Same
	Elementary Principal	42,681	47,251	203/0	No	Same	Same	Same
	Asst. Elem. Principal	42,681	43,823	198/0	No	Same	Same	Same
	Jr. High Principal	45,295	49,866	208/0	No	Same	Same	Same
	Asst. Jr. High Principal	42,681	43,823	302/0	No	Same	Same	Same
	Head Teacher	\$589 per	Teacher	198/0	No	Same	Same	Same
	Teacher-in-Charge	\$589 per	Teacher	198/0	No	Same	Same	Same
Denana	1 K-12 Principal		49,000	215/3	N	N	State Conf.	
None	1 High School Principal		56,832	220/			State & Natl Confer.	
	1 Asst. High School Prin.		48,059	205/			State Conference	
	1 Elementary Principal		54,450	220/			State & Natl Conf.	

A	B C	D	E	F	G	H	I	K
North Slope	H.S. Principal		60,000	245/12	No	None	Yes	None
	Asst. H. S. Principal		50,000	245/12	No	None	Yes	None
	Elem. Principal		60,000	245/12	No	None	Yes	None
	Asst. Elem. Principal		50,000	245/12	No	None	Yes	None
Pelican	No Middle Management Positions							
Petersburg	1 High School Principal	50,948		200/15	No	No	No	
	1 Elementary Principal	48,474		200/15	No	No	No	
Pribilof Island	1 K-11 Principal	50,379		210/0	No	(1) Prof Dues	State & Natl Conf.	30% rent & all fuel paid
Railbelt	2 High School Principal		53,000	208/0	No	Per diem + Hotel		
	2 Principal Teacher	26,982	46,951	190/0	No	Per diem + Hotel		
S.E. Island	No Middle Management Positions							
Sand Point	No Middle Management Positions							
Sitka	1 High School Principal	51,037	58,450	206/	No	75.00 per diem	State/Natl Conf	
	1 Asst. High School Principal	46,388	52,882	201/	No	\$75.00 Per diem		
	3 Elem. Principal	48,012	56,344	206/	No	\$75.00 Per diem	State/Natl Conf.	
	1 Asst. Elem. Principal	45,929	52,358	201/	No	\$75.00 Per diem		
Skagway	Elem/High School Principal		43,500	200/	No	No	Yes	Membership in Association
Southwest Region	3 High School Principal	50,000	52,000	216/7	No	No	No	No
St. Marys	No Middle Management Positions							
Unalaska	1 K-12 Principal	59,190		220/3	No	No	State & Natl Conf.	None
Valdez	1 H.S. Principal	45,227	65,785	215/12				
	2 Elem. Principal	42,168	62,248	210/12				
	1 jr. High Principal	42,168	62,246	210/12				
Wrangell	1 High School Principal	47,587	47,587	205/14	No	Directed Travel	State and National	None
	1 Elem. Principal	47,587	47,587	205/14	No	Directed Travel	State and National	None

A	B C	D	E	F	G	H	I	K
Yakutat	1/2 Asst. High School Principal	45,000		194/2	No	No	AASSP & State Conf.	None
	1/2 Elem. Principal	45,000		204/2	No	No	State Conf	None
Yukon Flats	K-12 Principal	47,000		220/			State Conference	
Yukon/Koyukuk	2 Principal	52,992	N/A	210/	No	Hotel & Meals	Regis Fees & Travel	
	1 Area Principal	52,992	N/A	210/	No	(Actual Amt.)	to State Mtgs with	Supt. approval for travel

## NON-CERTIFICATED

Below are the page headings for the Non-Certificated Salaries and Benefits Survey on the next few pages.

- A District name
- B Position/Title
- C Minimum Salary
- D Maximum Salary
- E Number of salary steps
- F Number of employees
- G Hours worked per week
- H Number of paid holidays and paid leave days combined
- I Number of paid sick leave days
- J Medical Insurance paid by district
- K Life Insurance paid by district
- L Other benefits

NOTE: In columns J & K  
EO = Employee only  
EF = Employee and Family

A	B	C	D	E	F	G	H	I	J	K	L	M
Adak	Head Custodian	11.00	12.65	5	1	0/C	36	2	12	No	No	Paid Holidays
	Custodian	8.95	10.51	5	5	4	36	2	12	No	No	Same
	Supt. Secretary	10.55	12.15	5	1	7.5	48	2	14	Yes	Yes	Same
	C.O. Secretary	9.20	10.75	5	1	7.5	48	2	14	Yes	Yes	Same
	Prin. Secretary	9.10	10.65	5	1	7.5	36	2	12	Yes	Yes	Same
	Receptionist	8.95	10.50	5	1	4.5	36	2	12	No	No	Same
	Clerk I	8.75	10.30	5	1	4.5	36	2	12	No	No	Same
	Clerk II	8.75	10.30	5	1	7.5	36	2	12	Yes	Yes	Same
	Accountant	10.70	12.35	5	1	7.5	48	2	14	Yes	Yes	Same
	Bookkeeper	9.40	11.10	5	1	7.5	48	1	14	Yes	Yes	Same
	Teacher Aide I	8.75	10.30	5	4	4.5	36	2	12	No	No	Same
	Teacher Aide II	8.95	10.50	5	2	4.5	36	2	12	No	No	Same
	Cook I	9.10	10.65	5	1	7.5	36	2	12	Yes	Yes	Same
	Cook II	7.25	8.75	5	1	5.5	36	2	12	No	No	Same
	Dishwasher	7.00	8.50	5	1	3	36	2	12	No	No	Same
	Lunchroom Monitor	7.00	8.50	5	2	2.5	36	2	12	No	No	Same
	Cafeteria Cashier	5.40	6.80	5	1	4.5	36	2	12	No	No	Same
	Maintenance	11.00	12.65	5	1	4	36	2	12	No	No	Same
	Comm. Ed. Aide	7.25	8.75	5	2	4	36	2	12	No	No	Same
	Bus Driver	10.90	12.55	5	4	4	36	2	12	No	No	Same
	Bus Monitor	6.20	7.65	5	3	1	36	2	12	No	No	Same
Alaska Gateway	Head Custodian	11.84	13.31	3		8		2	Yes	Yes	E0	
	Secretary I	12.35	13.85	3	1	8		2	"	"	"	
	Secretary II	11.84	13.31	3	2	8		2	"	"	"	
	School Secy.	10.80	12.27	3	2	8		2	"	"	"	
	Accountant	12.35	13.85	3	1	8		2	"	"	"	
	Purch. Accountant	11.84	13.31	3	1	8		2	"	"	"	
	Teacher Aide	10.80	12.27	3	12	4		2	No	No	No	
	Maintenance	35,000			1				Yes	Yes	E0	
Aleutian Region	Custodial Wkr I	9.84	13.36	10	1	24	36	6		E0	E0	
	Custodial Wkr II	11.23	15.24	10	3	38	36	18		"	"	
	District Secretary	13.54	18.72	10	1	40	52	23	16	"	"	
	Stud. Records Spec.	13.54	18.72	10	1	40	52	23	16	"	"	
	Bus/Finance Spec	13.54	18.72	"	"	"	"	"	"	"	"	
	Admin. Support Spec.	13.54	18.72	"	"	"	"	"	"	"	"	
	Clsrm Inst. Aide II	11.87	16.26	10	3	65	36	18		"	"	
	Maint. I	13.54	18.72	10	3	69	36			"	"	
	Comm. Educ. Assoc.	41,275			1	40	52	26	16	"	"	
	Aleut Lang. Assoc.	27,385			1	40	44	16	15	"	"	

A	B	C	D	E	F	G	H	I	J	K	L	M
Anchorage												
	Head Custodian	10.40	13.58	3	140	40	52			EO	FO	Retirement
	Custodian	8.26	11.70	4	154	40	43			EO	FO	Same
	School Secretary	NEGO	NEGO	5	45	40	52	40		EO	FO	Same
	Secretary II	NEGO	NEGO	5	48	40	40	28		EO	EO	Same
	Clerk I	NEGO	NEGO	5	18	40	52	40		EO	FO	Same
	Clerk II	NEGO	NEGO	5	97	40	40	26		EO	EO	Same
	Accountant	28,453	34,956	7	3	40	52	35	15.9	EO	FO	Same
	Bookkeeper	NEGO	NEGO	5	37	40	52	40		EO	EO	Same
	Teacher Aide	NEGO	NEGO	5	149	30	40	28		EO	EO	Same
	Asst. Cook I	8.39	9.78	5	1	40	40	33		EO	EO	Same
	Cook II	8.94	10.32	5	1	40	40	33		EO	EO	Same
	Lunchroom Worker	7.50		1	133	7 $\frac{1}{2}$ wk	40	No	No	No	No	None
	Maintenance	10.80	16.10	2	148	40	52	40		EO	EO	Retirement
Annette Island												
	Custodian I	8.30	9.90	8	2	7.5	37	12	1.25	EF	EF	Vacation Leave
	Custodian II	9.55	12.05	14	2	7.5	41	12	1.25	EF	EF	Vacation Leave
	Secretary II	9.55	12.05	14	5	7.5	46	15	1.25	EF	EF	Vacation Leave
	Bookkeeper	9.94	13.54	20	1	7.5	44	18	1.25	EF	EF	Vacation Leave
	Teacher Aide I	7.61	8.81	7	2	6.5	36	12	1.25	EF	EF	Vacation Leave
	Teacher Aide II	8.30	9.90	8	1	6.0	36	12	1.25	EF	EF	
	Cook I	9.55	12.05	14	1	7.5	36	12	1.25	EF	EF	Vacation Leave
	Cook II	9.94	13.54	20	1	7.5	36	12	1.25	EF	FF	Vacation Leave
	Dishwasher	7.76	8.81	7	1	7.5	36	12	1.25	EF	EF	Vacation Leave
	Dishwasher	7.76	8.81	7	1	7.5	36	12	1.25	EF	EF	Vacation Leave
	Maintenance	9.94	13.54	20	1	7.5	45	27	1.25	EF	EF	Vacation Leave
	Library Aide I	7.76	8.81	7								
	Library Aide II	6.30	9.90	8	1	7.5	36	12	1.25	EF	EF	Vacation Leave
Bering Strait												
	Head Custodian	27,000	33,657		16	37.5	52	8	16	Yes	Yes	
	Custodian	16,550	27,000		19	37.5	52	8	16	Yes	Yes	
	Secretary I	16,550	17,570		5	37.5	52	8	16	Yes	Yes	
	Secretary II	23,260	27,450		1	37.5	52	8	16	Yes	Yes	
	Clerk I	16,550	17,570		1	37.5	52	8	16	Yes	Yes	
	Clerk II	23,260	27,450		1	37.5	52	8	16	Yes	Yes	
	Accountant	35,500	41,900		1	40	52	8	16	Yes	Yes	
	Bkkpr/Payroll	20,962	24,750		1	37.5	52	8	16	Yes	Yes	
	Teacher Aide	16,550	23,260		47	37.5	44	6	13	Yes	Yes	10 Mo.
	Cook I	16,555	32,450		19	32.5	44	6	13	Yes	Yes	10 Mo.
	Lunchroom Worker	16,555	17,570		1	15.0	44	6	13	Yes	Yes	
	Maintenance	27,000	35,100		8	37.5	52	8	16	Yes	Yes	
Bristol Bay												
	Custodian	1608	2074	6	3	37.5	40	17	13.3	Yes	Yes	2 dys Personal Leave
	Secretary I	1608	2074	6	1	37.5	40	17	13.3	Yes	Yes	Same
	Supt. Secretary	1608	2074	6	1	37.5	52	24	16	Yes	Yes	
	Bookkeeper	1945	2506	6	1	37.5	52	24	16	Yes	Yes	
	Tchr Aide (w/degree)	1769	2279	6	1	37.5	36	17	12	Yes	Yes	2 dys personal leave
	Tchr Aide W0/degree	1462	1885	6	4	37.5	36	17	12	Yes	Yes	Same
	Cook I	1769	2279	6	1	37.5	36	17	12	Yes	Yes	Same
	Cook II	1608	2074	6	1	37.5	36	17	12	Yes	Yes	Same
	Maintenance	2142	2768	6	1	37.5	52	24	16	Yes	Yes	1 day personal leave

A	B	C	D	E	F	G	H	I	J	K	L	M
Chatham	Head Custodian			4	1			22	22		B Cross/Aetna	1 dy personal
	Custodian	7.68		4	3							
	Custodian	10.62		4	3		37	0	15			
	Secretary I	7.98		4	2		37	0	15			
	Secretary II	10.64		4	1		37	0	15			
	Bookkeeper	8.29	10.31	4	1	7	37	0	15			
	Teacher Aide	6.77		4	6	5	37	0	0			
	Cook I	9.11		4	2	5	37	0	0			
	7.68	9.50	4	1	7	37	0	0				
Chugach	Custodian	16,120	23,400	10	7	8	52	10	1.3	Yes	E0	
	Secretary I	16,120	23,400		0							
	Acct./Secretary	22,360	28,600	10	1	8	52	10	1.3	Yes	No	
	Bookkeeper/Secy II				0							
	Teacher Aide	10,199	13,489	10	2	7	36	0	1.3	Yes	No	
Copper River	Custodian	2,145	2,699	6	8	8	48	27	15	Yes	Yes	In-serv Train & Tax Shelter
	Board Secretary	2,287	2,724	6	1	8	48	27	15	Yes	Yes	Same
	Clerk I	1,790	2,220	6	4	8	48	27	15	Yes	Yes	Same
	Accountant	2,200	2,627		0	8	48	27	15	Yes	Yes	Same
	Bookkeeper	2,001	2,433	6	1	8	48	27	15	Yes	Yes	Same
	Teacher Aide	8.49	10.98	6	3	6	36	15	11	Yes	Yes	Same
	Maintenance	2,585	3,040	6	2	8	48	27	15	Yes	Yes	Same
	Casual Labor		8.76	N/A	N/A							
Cordova	Day Custodian	7.60	8.46	4	2	40	52	7	1.3	EF	E0	PERS
	Night Custodian	7.88	9.72	7	3	40	52	7	1.3	EF	E0	Same
	Clerk I	8.11	9.02	4	1	37.5	40	5	1.3	EF	E0	Same
	Clerk II	8.11	9.67	6	0	37.5	40	5	1.3	EF	E0	Same
	Clerk III	8.41	10.36	7	2	37.5	52	7	1.3	EF	E0	Same
	Bookkeeper	11.13	13.75	7	1	37.5	52	7	1.3	EF	E0	Same
	Teacher Aide	7.88	9.72	7	3	35	36	5	1.3	EF	E0	Same
	Cook I	9.72	12.02	7	1	40	36	5	1.3	EF	E0	Same
	Lunchroom Worker	7.60	7.88	2	1	40	36	5	1.3	EF	E0	Same
	Sr. Food Service	7.88	9.72	7	1	40	36	5	1.3	EF	E0	Same
	Maintenance I	10.43	12.89	7	1	40	52	7	1.3	EF	E0	Same
Maintenance II	12.02	14.86	7	1	40	52	7	1.3	EF	E0	Same	
Craig	Custodian	8.64	10.54	4								
	Secretary II	8.68	4									
	Clerk I	7.69	9.29	4								
	Bookkeeper	24,000										
	Teacher Aide	7.69	9.29	4								
	Cook I	8.68	10.54	4								
	Lunchroom Worker	7.19	8.68	4								
Head Maint.	29,500				40	52	10	12				



A	B	C	D	E	F	G	H	I	J	K	L	M
Fairbanks	Head Custodian	11.15	15.10	9	24	37.5	52	3	16	Yes	Yes	
	Custodian	10.51	13.03	9	103	"	"	"	"	"	"	
	Laundry Worker	7.66	9.50	"	4	"	"	"	"	"	"	
	Receptionist	7.66	9.50	"	1	"	"	"	"	"	"	
	Secretary I	10.72	13.29	"	50	"	"	"	"	"	"	
	Secretary II	12.26	15.20	"	35	"	"	"	"	"	"	
	Mail Clerk	7.66	9.50	"	1	"	"	"	"	"	"	
	Whse/Trk Driver	9.96	13.29	"	8	"	"	"	"	"	"	
	Data Entry Oper.	9.96	12.35	"	1	"	"	"	"	"	"	
	Copy Machine Oper.	8.43	10.45	"	1	"	"	"	"	"	"	
	Accountant	10.51	13.03	"	3	"	"	"	"	"	"	
	Asst. Acct.	9.96	12.35	"	6	"	"	"	"	"	"	
	Tchr Aide I/II/III	9.19	14.25	"	51	"	36	"	"	"	"	
	Library Asst.	11.49	14.25	"	28	"	"	"	"	"	"	
	Cook I	7.66	9.50	"	10	"	"	"	"	"	"	
	Cook II	9.96	12.35	"	2	"	"	"	"	"	"	
	Kitchen Supvr.	11.49	14.25	"	1	"	"	"	"	"	"	
	Lunchroom Worker	7.60	9.50	"	6	"	"	"	"	"	"	
	Boiler Operator	11.49	14.25	"	4	"	"	"	"	"	"	
	Maint. II	13.02	16.15	"	14	"	52	"	"	"	"	
Maint. I	11.49	14.25	"	6	"	"	"	"	"	"		
Maint. Helper	9.19	11.40	"	1	"	"	"	"	"	"		
Nurse	13.02	16.15	"	22	"	36	"	"	"	"		
Galena	Custodian			10	3	35	44	6	1.3	EF	EF	
	Custodian Aide			10	1	35	44	6	1.3	EF	EF	
	Secretary I			10	2	35	52	15	1.3	EF	EF	
	Teacher Aide			10	3	37.5	36	0	1.3	EF	EF	
	Cook I			10	1	35	38	0	1.3	EF	EF	
	Cook Aide			10	1	35	38	0	1.3	EF	EF	
	Maintenance Foreman			10	1	35	52	20	1.3	EF	EF	
	Maintenance Worker			10	1	35	52	20	1.3	EF	EF	
Haines	Custodian	10.19	13.79	12	5	37.5	52	27	12	Yes	Yes	
	Cleaning Person	8.96	12.56	12	2	25	52	27	12	Yes	Yes	
	Secretary I	9.82	13.42	12	3	37.5	38	7	12	Yes	Yes	
	Teacher Aide	8.96	13.21	12	5	37.5	36	7	12	Yes	Yes	
	Maintenance	14.59			1	37.5	52	27	12	Yes	Yes	
	Comm. Ed. Coord.	12.12			1	37.5	52	27	12	Yes	Yes	
	Business Manager	16.07			1	37.5	52	27	12	Yes	Yes	
Hoonah	Custodian	9.25	11.68	10	2	40	52	7H	16	Y	Y	Vacation
	Secretary I	9.28	11.80	10	2	40	52	7H	16	Y	Y	Same
	Clerk I	9.28	11.80	10	1	40	52	7H	16	Y	Y	Same
	Business Manager	10.39	14.60	10	1	40	52	7H	16	Y	Y	Same
	Elementary Asst.	9.28	11.80	10	1	30	36	6H	12	Y	Y	Same
	Cook I	6.83	10.60	10	1	30	36	6H	12	Y	Y	Same
	Baker	6.83	10.60	10	1	30	36		12	Y	Y	Same
	Lunchroom Worker	6.83	10.60	10	0	30	36	6H	16	Y	Y	Same
	Maint. Supervisor	10.36	13.08	10	1	40	52	7H	16	Y	Y	Same

A	B	C	D	E	F	G	H	I	J	K	L	M
Hydaburg	Custodian	1,721		2	8	40			10	EF		
	Secretary/Bookkeeper	1,270	2,599	1	7	40			10	Yes		
	Cook I	1,400		7	7	9		12	Yes			
	Cook II	1,200		1	7	9			12	Yes		
Iditarod	Custodian I & II	7.80	15.25	12	5					Yes		EF
	Secretary I	9.10	13.50	6	3.5					"		"
	Secretary II	10.40	15.25	6	3					"		"
	Clk II (Mail/Supply)	7.80	14.40	12	.5	20	52	11	8	no		no
	Acct. Coord.	10.40	15.25	6	1	40	52	31	16	Yes		EF
	Admin. Coord.	10.40	16.55	7	1	40	42	31	16	"		"
	Bilingual Inst.	13.80		1	7					No		No
	Clrm Ins. Aide	7.80	15.00	12	22					No		No
	Community Ed. Aide	7.80	15.00	12	6					No		No
	Cook II	9.10	15.00	12	3					Yes		EF
	Media Ctr. Clk	7.80	14.40	12	.5	20	39	8	8	No		No
	Maint/Custod.	7.80	15.00	12	8					Yes		EF
Juneau	Head Custodian	847	1,104	11	7	37.5		8		EF		EF
	Custodian	795	1,036	10	24			8				
	Senior School Sec.	847	1,036	11	1			Yes	Yes	EF		EF
	School Secretary	795	1,036	10	9	37.5		"	"	"		"
	Clerk IV	748	975	9	1	"		"	"	"		"
	Bookkeeper/Sec.	795	1,036	10	1	"		"	"	"		"
	Secretary	795	1,036	10	3	"		"	"	"		"
	Clerk III	703	916	8	1	"		"	"	"		"
	Registrar	795	1,036	10	1	"		"	"	"		"
	Receptionist	703	916	8	1	"		"	"	"		"
	Ind. Studies Inst.	1,112	1,450	15	4	"		"	"	"		"
	Biling./Bicul.	1,112	1,450	15	1	"		"	"	"		"
	Comm. School Coord.	1,112	1,450	15	4	"		"	"	"		"
	Teacher Aides	703	916	8	11	"		"	"	"		"
	Instruc. Aides	795	1,036	10	9	"		"	"	"		"
	Accounts Payable	703	916	8	1	"		"	"	"		"
	Acct. Machine Oper.	748	975	9	1	"		"	"	"		"
	Senior Acct. Clerk	904	1,178	12	1	"		"	"	"		"
	Payroll Specialist	1,034	1,347	14	1	"		"	"	"		"
	Mechanic II	1,034	1,347	14	5	"		"	"	"		"
	Boilerman	1,198	1,561	16	1	"		"	"	"		"
	Mail & Frt. Handler	795	1,036	10	1	"		"	"	"		"
	Electrician	1,198	1,561	16	1	"		"	"	"		"
	H.V. Technician	1,034	1,347	14	1	"		"	"	"		"
	Veh. Operator	904	1,178	12	1	"		"	"	"		"
	Sr. Maint. Mechanic	1,198	1,561	16	1	"		"	"	"		"
	Sr. H.V. Tech.	1,198	1,561	16	1	"		"	"	"		"
Executive Secretary	904	1,178	12	1	"		"	"	"		"	

A	B	C	D	E	F	G	H	I	J	K	L	M
Kake	Maint. Custodian III	12.52	13.12	12	1	7.5	52	32	15	Yes		
	Maint. Custodian I	9.40	10.15	8	2	7.5	40	20	13	Yes		
	Admin. Asst. II	12.52	13.12	12	1	7.5	52	32	15	Yes		
	Executive Secretary	10.90	11.69	10	1	7.5	52	32	15	Yes		
	School Secretary	9.40	10.15	8	2	7.5	40	20	13	Yes		
	Payroll Tech. I	10.90	11.69	8	1	7.5	52	32	15	Yes		
	Accounting Tech. I	10.90	11.69	8	1	7.5	52	43	15	Yes		
	Teacher Aide	8.65	9.40	7	5	5.5	36	20	13	Yes		
	Sch. Lunch Prog. Mgr	10.15	10.90	9	1	7.5	40	20	13	Yes		
	Asst. Lunch Prog.	8.65	9.40	7	1	7.5	40	20	13	Yes		
	Library Aide	8.65	9.40	7	2	6	40	20	13	Yes		
	Comm. Educ. Aide	9.40	10.15	8	1	7.5	52	32	15	Yes		
Kenai	Head Custodian	16,984	25,303	7	26	40	52	7	13	Yes	EF	Dental/Vision/PERS
	Custodian	15,945	23,051	7	54	40	52	7	13	Yes	Same	Same
	Secretary I	19,809	26,400	7	15	40	52	24	13	Yes	Same	Same
	Secretary II	14,578	18,339	7	36	40	40	7	13	Yes	Same	Same
	Clerk I	13,944	16,688	7	11	40	40	7	13	Yes	Same	Same
	Accountant	37,549	39,754	7	1	40	52	24	13	Yes	Same	Same
	Payroll Clerk	21,860	25,079	7	1	40	52	24	13	Yes	Same	Same
	Bookkeeper	14,578	22,705	7	6	40	40	7	13	Yes	Same	Same
	Tutor	13,660	15,645	7	11	35	35	7	13	Yes	Same	Same
	Title IV/Inst. Aide	12,483	14,280	7	8	35	36	7	13	Yes	Same	Same
	Teacher Aide	12,483	14,280	7	16	35	36	7	13	Yes	Same	Same
	Special Ed. Aide	13,050	14,940	7	19	35	36	7	13	Yes	Same	Same
	Bilingual Aide	13,050	15,645	7	9.5	35	36	7	13	Yes	Same	Same
	Cook I	12,430	15,734	7	4	40	36	7	13	Yes	Same	Same
	Cook II	11,013	12,577	7	7.5	40	36	7	13	Yes	Same	Same
	Lunchroom Worker	10,202	11,637	7	18	40	36	7	13	Yes	Same	Same
	Bus Driver	5,725	17,440	7	7.5	15	36					
	Nurse	16,630	18,908	7	13	40	36	7	13	Yes	EF	Dental/Vision/PERS
Community Schools	21,682	24,934	7	8	40	36	7	13	Yes	Same	Same	
Ketchikan	Head Custodian	1,526	1,930	8	5	40	52	28	12	EF	EF	
	Custodian	1,385	1,743	8	20	40	52	28	12	EF	EF	
	School Secy I	1,125	1,650	7	8	37	40		10	EF	EF	
	Cent. Ofc Secy	1,125	Up		4	38	52	28	12	EF	EF	
	Clk/Account/Bkkr	1,250	Up		3	38	52	28	12	EF	EF	
	Teacher Aide	1,217	Up		13	37	32		9	EF	EF	
	Cook I	1,341	1,686	8	5	37	36		12	EF	EF	
	Lunchroom Worker	1,341	1,686	8	3	20	36		9	EF	EF	
	Maintenance	1,743	2,215	8	3	40	52	28	12	EF	EF	+ add'l 5,000 Life Ins.
	Boilerman	1,960	2,460	8	1	40	52	28	12	EF	EF	Same
	Foreman	2,139	2,736	8	1	40	52	28	12	EF	EF	Same
King Cove	Custodian	9.50	13.10	14	2	15	40	60	12	EO	EO	
	Secretary I	9.50	13.10	14	1	35	40	60	12	EO	EO	
	Accountant	16.50	20.10	14	1	30	40	60	12	EO	EO	
	Bookkeeper	11.50	15.10	14	2	30	40	60	12	EO	EO	
	Teacher Aide	9.50	13.10	14	4	30	36	90	9	EO	EO	
	Maintenance	34,000		14	1	35	40	60	12	EO	EO	
	Asst. Maintenance	26,000		14	1	35	40	60	12	EO	EO	

A	B	C	D	E	F	G	H	I	J	K	L	M
Klawock	Head Custodian	9.80	12.20	6	1	40	52		Y	Y	Y	
	Custodian	7.40	10.10	6	1	35	42		Y	N	N	
	Secretary I	8.00	11.00	6	1	40	42		Y	N	N	
	Secretary II	9.20	12.20	6	1	40	52		Y	Y	Y	
	Bookkeeper	10.40	14.00	6	1	40	52		Y	Y	Y	
	Teacher Aides	6.80	9.50	6	6	30	35		Y	N	N	
Kodiak	Custodian Superv.	2,347	2,628	11	1	40	52					
	Custodian I	1,508	1,866	11	26	40	52	52				
	Custodian II	1,585	1,942	11	6	40	52					
	Custodian III	1,661	2,018	11	1	40	52					
	Custodian IV	1,890	2,247	11	1	40	52					
	Secretary I	1,508	1,866	11	5	40	40					
	Secretary II	1,661	2,018	11	12	40	52					
	Secretary III	1,890	2,247	11	6	40	52					
	Secretary IV	1,966	2,323	11	2	40	52					
	Clerk I (Acct.)	1,737	2,094	11	1	40	52					
	Clerk II (Acct.)	1,890	2,247	11	3	40	52					
	Clerk III (Acct.)	1,966	2,323	11	1	40	52					
	Purchasing Supvr.	2,195	2,552	11	1	40	52					
	Payroll Clerk	1,834	2,171	11	1	40	52					
	Aide I (Clerical)	7.82	9.88	11		40	36					
	Aide II (Tchr Aide)	8.26	10.32	11		35	36					
	Aide III	9.14	11.20	11		40	36					
	Cafeteria Manager	8.70	10.76	11	3	30	36					
	Food Service Helper	7.82	9.88	11	4	25	36					
	Comm Schools Supvr	2,119	2,476	11	1	40	40					
Personnel Services	2,195	2,552	11	1	40	52						
Supply Spec. I	1,661	2,018	11	1	40	52						
Supply Spec. II	1,737	2,094	11	1	40	52						
Maintenance I	1,878	2,120	11	2	40	52						
Maintenance II	2,193	2,436	11	2	40	52						
Maintenance III	2,509	2,751	11	4	40	52						
Maintenance IV	2,824	3,076	11	3	40	52						
Village Dayman	1,737	2,094	11	4	40	36						
Business Manager		47,384		1	40	52						
Maint. Coord		46,074		1	40	52						
Maint. Foreman		39,363		1	40	52						
INC Coord.		39,927		1	40	42						
Village Schools Asst		32,322		1	40	40						
Kuspuk	Custodian			4								
	Secretary I & II				4							
	Clerk I			4								
	Teacher Aide			4								
	Cook I			4								
	Maintenance			4								

All classified employees are eligible for 9 paid holidays. Annual leave is accrued at the rate of: 0-2 years service - one leave day per month, over 2 years service - 1-3/4 days per month, over 5 years - 2 leave days per month.

All classified employees are eligible for sick leave accrued at the rate of .057 hours per each hour worked (1-1/4 days per 22 days).

All permanent classified employees are eligible for employer paid medical and life insurance premiums for the employee and his/her dependents. The group health care plan contains medical, dental, vision and audio benefits. Accidental death and dismemberment insurance in the sum of \$50,000 per employee is provided for travel while on school business.

- a) Mileage reimbursement of 35¢/mile except maintenance, custodial, and shipping & receiving personnel - 45¢/mile.
- b) Participation in the State Public Employees Retirement System.
- c) Physical exam reimbursement not to exceed \$50.00.
- d) Tuition reimbursement for up to 3 credits based on actual cost per credit to a maximum of \$33 per credit.



A	B	C	D	E	F	G	H	I	J	K	L	M
Henana	Head Custodian	13,246	17,819	5	1	7.5	42	6	10	EF	EO	PERS
	Custodian	12,787	17,386	"	2	"	"	"	"	"	"	"
	Secretary I	11,839	15,785	"	1	7	41	"	"	"	"	"
	Secretary II	15,779	22,623	6	1	7	52	27	12	"	"	PERS
	Accountant	35,000			1	7	52	27	12	"	"	"
	Teacher Aide	9,608	11,186	3	4	7	37	5	9			
	Cook I	2295			1	2.5	36					
Maintenance	21,632	30,264	6	1	8	52	27	12	EF	EO	PERS	
Home	Custodian	9.90	15.24	12	7	37.5	52	38	16	Yes	EO	
	Secretary I	14.30	22.02	12	2	37.5	52	38	16	Yes	EO	
	Secretary II	11.48	19.03	12	2	37.5	52	38	16	Yes	EO	
	Clerk II	10.66	16.41	"	3	"	40	10	13.3	"	"	
	Accountant	13.29	20.46	12	1	"	52	38	16	"	"	
	Teacher Aide	9.90	15.24	12	2	37.5	36	5	12	Yes	EO	
	Bi/Bic Inst	12.36	19.03	12	4	37.5	36	9	12	Yes	EO	
	Comm. Sch. Asst.	11.48	17.68	12	1	"	"	"	"	"	"	
	Cook I	10.66	17.68	12	2	"	"	"	"	"	"	
	Maintenance Foreman	13.29	25.52	"	6	"	52	44	16	"	"	
	40,000			1	"	"	29	"	"	"		
North Slope	Head Custodian	30,000	42,000	10	8	37.5	52	12	12	EF	EF	
	Custodian	20,000	30,000	10	24	37.5	38	12	10	EF	EF	
	Secretary I	13.65	18.71	10	16	37.5		12		EF	EF	
	Secretary II	14.64	19.99	10	18	37.5		12		EF	EF	
	Clerk I	11.98	16.24	10	9	37.5		12	1/mo	EF	EF	
	Accountant	15.73	21.38	10	3	37.5		12	Same	EF	EF	
	Bookkeeper	13.65	18.71	10	5	37.5		12	Same	EF	EF	
	Teacher Aide	12.76	19.99	10	7?	37.5		12	Same	EF	EF	
	Cook I	13.60	19.36	10	8	37.5		12	Same	EF	EF	
	Cook II	13.15	18.70	10	9	37.5		12	Same	EF	EF	
	Lunchroom Worker	11.18	15.91	10	12	37.5		12	Same	EF	EF	
	Maintenance	14.26	20.29	10	29	37.5		12	Same	EF	EF	
	Misc.	7.00	15.00		35							
	Pelican	Head Custodian	13,360	16,857	10	1	40	38	9	12	EF	EO
Bookkeeper/Secy.		13,853	18,103	10	1	40	38	9	12	EF	EF	Same
Petersburg	Head Custodian	26,160			1	40	52	16	12	Yes	EO	90% depend. Pers. Cov.
	Custodian	16,350	16,777		2	40	52	16	12	Yes	EO	Same
	Custodian	19,800			1	40	40	10	10	Yes	EO	Same
	Custodian	6,930			1	25	36	10	--	Yes	EO	Same
	Secretary I	14,567	10,530		2	35	38	15	9	yes	EO	Same
	Clerk I	8,820			1	35	36	15	9	Yes	EO	Same
	Bookkeeper	18,500			1	35	52	16	12	Yes	EO	Same
	Teacher Aide	7,560			3	36	36	15	--	--	--	--
	Lunchroom Admin	6,939			1	25	36	5	--	Yes	EO	90% Depen. Pers. Cov.
	Lunchroom Worker	3,780			1	15	36	5	--	--	--	--
Maintenance	18,312			1	40	52	16	12	Yes	EO	Same	



A	B	C	D	E	F	G	H	I	J	K	L	M
Southwest Region												
	Head Custodian	11.47	12.97		11	37.5		7	1.33			
	Custodian	10.78	12.16		4	37.5		7	1.33			
	Secretary I	12.16	13.79		1	37.5		7	1.33	EF	EF	
	Clerk II	11.47	12.97		9	37.5		7	1.33			
	Accountant	12.97	14.79		3	37.5		7	1.33	EF	EF	
	Bookkeeper	12.16	13.79		1	37.5		7	1.33	EF	EF	
	Teacher Aide	11.47	12.97		20	37.5		7	1.33			
	Teacher Aide II	12.17	13.79		59	37.5		7	1.33			
	Teacher Aide III	12.97	14.79		5	37.5		7	1.33			
	Cook I	11.47	12.97		4	37.5		7	1.33			
	Cook II	12.16	13.79		10	37.5		7	1.33			
	Lunchroom Worker	10.78	12.16		3	37.5		7	1.33			
	Maintenance	12.16	14.79		4	37.5		7	1.33			
St. Marys												
	Maintenance		31,719							X	X	
Unalaska												
	Custodian	12.00	13.50	6	1	40	40	4	10	EO	EO	
	Secretary I	12.00	13.50	6	1	40	44	4	10	EO	EO	
	Bookkeeper	13.00	14.50	6	1	40	52	17	12	EO	EO	
	Teacher Aide	11.30	15.50		2	35	36					
	Cook I	10.25	11.75		1	30	36					
	Casual Labor	8.00			1	5	44					
	Maintenance	13.00	14.50	6	1	40	52	17	12	EO	EO	
Valdez												
	Custodian	11.61	16.25	9	19	176	52	22	15	EF	EF	
	Secretary I	9.91	13.87	9	0	165	44	22	15	EF	EF	
	Secretary II	12.20	17.08	9	5	165	44	22	15	EF	EF	
	Secretary III	14.64	20.50	9	1	165	52	22	15	EF	EF	
	Accounting I	9.91	13.87	9	0	165	52	22	15	EF	EF	
	Accounting II	12.20	17.08	9	1	165	52	22	15	EF	EF	
	Accounting III	14.64	20.50	9	2	165	52	22	15	EF	EF	
	Teacher Aide I	7.98	11.17	9	15	130	40	22	15	EF	EF	
	Teacher Aide II	9.58	13.41	9	1	139	49	22	15	EF	EF	
	Cook I	7.98	11.17	9	3	140	40	22	15	EF	EF	
	Cook II	11.61	16.25	9	4	140	40	22	15	EF	EF	
	Maintenance I	11.61	16.25	9	1	176	52	22	15	EF	EF	
	Maintenance II	15.17	21.24	9	4	176	52	22	15	EF	EF	
	Maintenance III	18.97	26.56	9	1	176	52	22	15	EF	EF	
	Food Service Mgr.	18.97	26.56	9	1		44	22	15	EF	EF	
Wrangell												
	Custodian	1,260.	1,510.	6	4	35	52	27	13	EF	EO	
	Secretary I	1,135.	1,635.	6	2	35	52	35	13	EF	EO	
	Bookkeeper	1,353.	1,853	6	1	35	52	35	13	EF	EO	
	Teacher Aide	8.80			11	vary	36	0	0	None	None	
	Maintenance	1,462.	1,962.	6	1	35	52	27	13	EF	EO	

A	B	C	D	E	F	G	H	I	J	K	L	M
Yakutat												
	Custodian	7.75	8.75		2	6	37	0	15hr	EO		EO
	Secretary I	8.25	9.50		2	7	40	0	15hr	EO		EO
	Bookkeeper	18,600	23,100	6	1	7.5	52	14	12	EO		EO
	Teacher Aide	7.75	9.00		3	5-6	37	0	15	EO		EO
	Library Aide	8.25	9.50		2	6-7	37	0	15	EO		EO
	Cook I	8.25	10.00		1	7.5	37	0	15	EO		EO
	Cook II	7.75	8.75		1	6.5	37	0	15	EO		EO
	Maintenance	31,500			Spc 1	7.5	52	10	12	EO		EO
	Maintenance	22,500			6 1	7.5	52	20	12	EO		EO
Yukon Flats												
	Head Custodian	10.50	13.50	10	1	37.5	40	20	15	EO		EO
	Custodian	9.60	12.90	10	11	37.5	40	20	15	EO		EO
	Secretary I	10.20	13.50	10	1	37.5	50	20	18	EO		EO
	Secretary II	10.80	14.10	10	1	37.5	50	20	18	EO		EO
	Clerk I	9.60	12.90	10	0	37.5	50	20	18	EO		EO
	Bookkeeper	12.90	16.10			37.5	50	20	18	EO		EO
	Teacher Aide	9.60	12.90	10	2	37.5	36	6	12.5	EO		EO
	Tch Aide/Prof Dev	12,000	18,700		8	37.5	36	6	12.5	EO		EO
	Cook I	10.20	13.50	10	9	37.5	36	6	12.5	EO		EO
	Lunchroom Worker	9.60	12.90	10	1	20	36	6	12.5	EO		EO
	Maintenance I	10.50	13.80	10	5	37.5	40		15	EO		EO
	Maintenance II	11.40	14.70	10	6	37.5	40		15	EO		EO
Yukon/Koyukuk												
	Custodian	9.97	13.41	11	12	37.5	41	108	1.2	Yes		EO
	Maint. Custodian	10.39	13.97	11	6	37.5	41	54	1.3	Yes		EO
	Financial Secretary	11.63	15.64	11	1	37.5	52	21	1.3	Yes		EO
	Supt. Secy	11.63	15.64	11	1	37.5	52	21	1.3	Yes		EO
	Clk. Typist	10.39	13.97	11	6	37.5	52	121	1.3	Yes		EO
	Clerk, Payroll	11.63	15.64	11	1	37.5	52	18	1.3	Yes		EO
	Acct. Clerk	11.63	15.64	11	2	37.5	52	21	1.3	Yes		EO
	Admin. Asst.	11.63	15.64	11	1	37.5	52	21	1.3	Yes		EO
	Accountant I	16.62	21.69	11	1	37.5	52	21	1.3	Yes		EO
	Classified Instr.	10.39	13.97	11	32	37.5	41	256	1.3	Yes		EO
	Cook I	10.39	13.97	11	4	15	38	32	1.3	Yes		EO
	Maint. Mechanic	16.20	21.21	11	3	37.5	52	63	1.3	Yes		EO
	Warehouseperson	9.97	13.41	11	1	37.5	52	18	1.3	Yes		EO
	Boarding Home Coord.	10.39	13.97	11	2	15	41	16	1.3	Yes		EO

## TEACHER

Below are the page headings for the Teachers' Salaries and Benefits Survey on the next page.

- A District
- B Number of full time certified employees
- C Number of full time non-certified employees
- D Number of teacher aides
- E Does contract call for more than 180 days excluding holidays?
- F Sick leave other than mandated by state law provided?
- G Personal leave (Number of days)
- H Does teacher pay for substitute during personal leave?
- I Civic leave provided?
- J Court leave provided?
- K Legislative leave provided?
- L Paternity leave provided?
- M Other leave provided?
- N Rate of salary for Certified employees
- O Rate of salary for Non-certified employees
- P Insurance benefits provided -                      Liab = Liability coverage  
M = Medical coverage                                      D = Dental coverage  
V = Vision coverage                                        Lf = Life Ins. coverage
- Q Cost per year per teacher for insurance coverage
- R District paid sabbatical leaves?
- S Severance pay for teachers?
- T Planning Periods?
- U Dues deduction from payroll? How many teachers participate out of how many employed in district ?
- V Tax sheltered annuity program? How many teachers participate out of how many employed in district?
- W Length of current negotiated agreement?

A	B	C	D	E	F	G	H	I	J	K	L	M	N	O	P	Q	R	S	T	U	V	W
Adak	55	10	1	Y	N	Y	N	Y	Y		Sabbat.		110/MA	\$70-90	Lf/M/D/V	30/mo	N	N	45 Min/dy		20/55	4
Alaska Gateway				N	Y	Y	N	Y	Y		Maternity		99.00	79.00	Lf/M/D/V/Liab	2,080	Y	N			10/49	3
Aleutian Region	16	7		Y	N	Y	N	Y	Y					88.98	State Plan	1,756	N	N		8/14	3/14	2
Anchorage	2257	1382	175	Y	Y	Y	N	Y	Y	Y	Prof/Milit		91.71	73.37	Lf/M/D/V/Liab	1778.	Y	N		1463/2126	363/2126	3
Annette	39	20	4	Y	N	Y	Y						60.00	50.00	Lf/M/D/V	\$237.	Y	N		29/39	3/39	1
Bering Strait	117	168	47	Y	N	Y	N	Y	Y				80.65	69.75	Lf/M/D/V/Liab		N	N	50 min/day			3
Bristol Bay	23	16	3	B	N	Y	N	Y	Y	Y			50.00	50.00	Life	844.	N	N	40 Min/day	21/23	8/23	3
Chatham	26	7		Y	N	Y	N	N		Y			50.	50.	Lf/M/D/V		N	N		5/25		1
Chugach	10	5	2	Y	Y	Y	N				Assoc/Adm		40.00	40.00	Lf/M/D/V/Liab	940.	N	N				2
Copper River	46	21.5	3	N	Y	Y	N				Prof. Dev.		108.00	72.00	Standard Aetna	2,065	N	N		31/45	9/45	3
Cordova	35	20	3	Y	Y	Y	N		Y				72.00	60.00	State Plan		N	N				1
Craig	18	11	1	Y	N	Y							75.00	70.00	M/D/V	2,144	N	N				2
Delta/Greely	72	53	18	Y	Y	Y	N	Y	Y	Y	Sabb/LOA		70.00	60.00	Lf/M/D/V		N	N	225 Min/Wk	?/68	?/68	3
Dillingham	42.5	22.5	5.5	Y	N	Y	N	Y							Lf/M/D/V/Liab	2,871	N	Y				3
Fairbanks	849	408	51	Y	Y	Y	N	Y	Y	Y	Adop;Mitry		75.00	63.00	Lf/M/D/V/Liab		Y	N	30 min/day			2
Galena	21	13	3	Y	N	Y	N	N	Y	Y			119.	101.	M/D/V/Liab	.00	N	N		15/21	5/21	3
Haines	38	4	4	Y	N	Y	N	N	Y	Y			75.	56.	M/D/V	960.	Y	N				2
Hoonah	26			Y	N	Y	N				None		70.00	50.00	Lf/M/D/V/Liab	.00	N	N	30 Min/dy	22/23	5/23	2
Hydaburg	74	6	0	Y	N	Y	N				Perev;Prof		45.00	35.00	Lf/M/D/V	1,836	N	Y	60 min/dy			1
Iditarod	49	40	9	N	Y	Y	N	Y	Y	Y	others		14./hr	14./hr	Lf/M/D/Liab	1,100	N	Y		23/49	14/46	1
Juneau	233½	130	17	N	Y	Y	N	Y	Y	Y			60.00	50.00	Lf/M/D/V	2,451	N	N	30 Min/dy	?/233½	?/233½	2
Kenai	19	18	5	Y	N	Y	N	Y					2/3Sal	60.00	M/D/V/Liab	1,009	N	N				1
Kenai	492	286	61	Y	N	Y	N	Y	Y	Y	Un;on;Prof		88.00	69.50	Lf/M/D/V/Liab	2,000	N	N	30 min/dy			2
Ketchikan	172	21	13	Y	N	Y	N	Y	Y	Y	& others		60.00	60.00	Lf/M/D/V/Liab		Y	N		146/174	53/175	2
King Cove	20	14	5	Y	Y	N	N	N	N	Y			100.	75.	Lf/M/D/V/Liab	.00	N	N	45min/dy	2/20	7/20	0
Klawock				Y	N	Y	N						95.00	65.00	Lf/M/D/V/Liab		Y	N	120 min/wk			1
Kodiak	151	142	48	Y	Y	Y	N	Y	Y	N	Berev/Preg		65.00	50.00	Lf/M/D/V/Liab		N	N	150 min/wk	111/154	69/154	3
Kuspuk				N	Y	N		Y	Y				Min.	\$8/hr	Lf/M/D/V		Y	N	60 min/day	29	25/57	
Lake & Peninsula	52	40	8	Y	N	Y	N								State Plan		N	N				3
Lower Kuskokwim	278	474	169	Y	Y	Y	N	Y	Y				11./hr	11./hr	Lf/M/D/V		Y	N	50 min/day		169/278	2
Lower Yukon	145	155	63	N	Y	Y	N	N	Y	Y	Profess.		66.00	61.46	Lf/M/D/V/Liab	1,693	Y	N	50 Min/day			2
Mat Su	353	198	17	Y	N	Y	N	Y	Y	Y	XCurr/Admn		82.00	62.00	Lf/M/D/V/Pf/Ato		N	N	75-90mn/dy			2
Nenana	19.5	8	4	N	N	Y	N	Y	Y				80.00	60.00	Lf/M/D/V/Liab	2,004	N	N	150 min/wk	14/19.5	17/19.5	3
Nome	65	33	4	Y	Y	Y	N	Y	Y				55.00	45.00	Lf/M/D/V/Liab	2,400	Y	Y	30 min/day	26/65	36/65	3
North Slope	152	248	74	N	N	Y	N	Y	Y	Y	Military		131.00	131.00	Lf/M/D/V/Liab		N	N	45 Min/dy	65/132	91/132	2
Pelican	6	0		N	N	Y	N		Y		Emer & Asn		65.00	55.00	State Plan		Y	N	45 Min/dy			1
Petersburg	45.5	15.5	3.5	N	N	Y	N	Y			Profess.		58.50	41.00	Lf/M/D/V	940.	N	N		39/49	11/49	2
Pribilof Island	16	4	14	3	N	2	N	Y	Y	Y	W/Discret.		90.00	60.00	M/D/V/Lf/Liab	1,650	N	N	50 min/dy		5/19	3
Railbelt	38	21	6	Y	N	Y	N	N	Y	Y	Sabbatical		75.00	55.00	M/D/V/Lf	1,913	N	N	50 Min/Dy		16/37	2
Sand Point	14	5	.5	3	N	N	N				Emergency				State Plan		N	N	30 Min/dy		6/14	2
Sitka	113	58	15	N	N	Y	Y	Y	N	Y			103.	81.	Lf/M/D/V	.00	Y	N		111/111	23/111	2
Skagway	18	8	3	Y	N	Y	Y						65.00	40.00	State Program		N	N	45 min/dy	13/18		1
Southeast Island	47	25	20	Y	Y	Y	N				Adm/Matern			60.00	State Plan		N	N		25/45	15/45	2
Southwest Region	70	150	34	N	N	N		Y					106.47	90.79	Lf/M/D/V/Liab	2,556	N	N	60 min/day	47/72	30/72	3
St. Marys	25	3	3	Y	N	Y	N	Y	Y				86.00	86.00			N	N			5/25	3
Unalaska	21	2		2	N	3	N	Y	Y	Y	Emerg.		75.00	75.00	M/D/V/Lf/Liab	1,778	N	N	45 min/dy	21/21	12/21	3
Valdez	72	72	15	N	Y	N	Y	Y					90.00	70.00	Lf/M/D/V		N	N		50/72	35/72	3
Wrangell	42	18	11	Y	N	Y	Y	N	Y	N	Assn.		65.	50.	Lf/M/D/V	1,623	N	N		41/42		2
Yakutat	20	9	3.8	4	N	Y	N				None		65.00	55.00	Lf/M/D/V	2,847	N	N	60 min/dy	7/17	1/17	2
Yukon Flats	38	40.5	20	Y	Y	Y	N	Y	Y	Y	Fam. Emgcy		95.00	80.00	Lf/M/D/V/Liab		Y	N	60 min/day	100%	8/38	3
Yukon/Koyukuk	55	26	26	Y	Y	Y	N	Y	Y	Y	Prof/Admin		71.65	64.20	Lf/M/D/V/Liab	1,544	N	N	50 min/dy	25/55	25/55	2

## BOARD MEMBER

Below are the page headings for the Board Member Salaries and Benefits Survey on the next few pages.

- A District name
- B Board member salary (monthly unless specified)
- C Board President salary (monthly unless specified)
- D Stipends received while on board
- E Other expenses paid by District (yes/no)
- F Amount of per diem while traveling
- G Other benefits

A	B	C	D	E	F	G
Adak	\$200/yr	\$200/yr		Y	\$45 Pdm in Ak \$35. Lower 48	Liability, Health & Life available at cost.
Alaska Gateway	50/mtg	50/mtg		Y	\$50./dy Perdiem	Blanket Liability
Aleutian Region					State Perdiem	State Med & Life Ins.
Anchorage	\$400.	\$500.		Y	Actual	Various Ins./Member Pays
Annette			Lst Wage	Y	\$90/dy Perdiem	
Bering Strait	\$115/mtg			Y	\$30 Perdiem	Liab/Life Ins. - Executive Bd Members receive \$350./mo
Bristol Bay	50.00	50.00		Y	\$50 Perdiem	25¢/mi btwn Boro Commun.
Chatham	30.00	30.00	30./Mo	Y	Not Specified	None
Chugach				Y	Actual	Life & Med Ins under Considera
Copper River					\$25/day	None
Cordova				Y	\$85 Perdiem	Trv. & Legal Liability Ins.
Craig					Actual	Self pay insurance program
Delta/Creely				Y		Health & Life Ins.
Dillingham				Y	\$85./dy Perdiem	
Fairbanks	\$150./mo	\$150./mo		Y	\$35./dy Perdiem	Liability/Indemnification
Galena	None	None	Nine	Y	\$85.00	Liability Insurance
Haines			\$10./Mtg	Y	\$35.00 + Hotel	None
Hoonah				Y	Actual	None
Hydaburg				Y	\$80.dy Perdiem	
Iditarod	30./mto	160./mo		Y	\$75./dy Perdiem	Liability Ins.
Jineau			None	Y	Actual	
Kake	\$50/mtg	\$50/mtg		Y	\$100.00 Perdiem	Accidental Death & Med. Ins.
Kenai	\$100.mtg	\$150.mtg		Y	\$75. perdiem	

A	B	C	D	E	F	G
Ketchikan	\$100/mo	\$150/mo		Y	\$35 + Trv & Htl	Health/Life/Liab. Ins.
King Cove			40./Mtg	Y	\$80.00	Health, Life & Prof. Liability
Klawock	\$25./mo	\$30./mo		Y	Perdiem	Perdiem is State Rate
Kodiak	\$200	\$200		Y	\$75/dy Perdiem	xtra Pay for Nego. + Liab. Ins
Lake & Peninsula				Y	\$85/dy	Health and Life Ins.
Lower Kuskokwim	\$150/dy	\$150/dy		Y	\$35/dy + Hotel	Life Ins while traveling
Lower Yukon	\$500.00	\$500.00		Y	\$100/dy Perdiem	\$100/day for meetings (Reg.) Med. Ins./Liab./Life Ins.
Mac Su	\$200.	\$250.		Y	Actual Expenses	Life Ins.
Nenana					\$39/dy + Hotel	
Nome					\$75/dy Perdiem	Liability Insur.
North Slope	\$750/mtg	\$750/mtg		Y	\$100/in dist. \$135/Out Dist.	Liability & Travel Ins while on District Business
Pelican				Y	\$83/day	None
Petersburg			None	Y	Actual	Med & Life ins + 90% Dep. Cov.
Pribilof Island	None	None	140./mtg	Y	\$65/dy	Liab & Trv. Ins + Lost Wages
Railbelt			\$50.00	Y	50./75. + Hotel	Chairman - \$500.00 Per year
Sand Point				Y	\$80 Perdiem	Health Ins.
Sitka	None	None	None	Y	\$75. + Travel	None
Skagway					\$86.dy Perdiem	
Southeast Island				Y	\$95/\$85/\$40 Pdm	Dist. Health Ins.
Southwest Region	\$100/mtg	\$100/mtg		Y	\$30/dy + hotel	
St. Marys	\$50/mtg	\$50/mtg		Y	\$100/dy Perdiem	Life Ins. while trav for Dist.
Unalaska	No	No		Y	\$25/dy + Actl	None
Valdez				Y	\$35 + Hotel	None

A	B	C	D	E	F	G
Wranglell	None	None	None	Y	Actual Expenses	Liability Insurance
Yakutat				Y	\$25 + Hotel	Med/Life Ins for Mbr & Family
Yukon Flats	\$100/mtg	\$100/mtg		Y	\$36/dy Perdiem	Liability Ins.
Yukon/Koyukuk			\$100.00	Y	\$100/dy Perdiem	Stipend is per mtg per day Accident Ins. & Liability Ins.



## GALENA CITY SCHOOL DISTRICT

GALENA, ALASKA 99741  
PHONE (907) 656-1205

SUPERINTENDENT'S  
OFFICE

[RECEIVED]

MAY 06 1983

May 3, 1983

Josephson,

Senator Joe Josephson  
State Capitol  
Pouch V  
Juneau, Alaska 99811

Dear Senator Josephson:

It is my understanding that House Bill 384 and Senate Bill 282 have been introduced to control chief school administrators salaries, fringe benefits, sabbaticals and travel.

While it is felt that there is a need to control all spending, it appears that these bills are designed to deal with one chief administrator and one board. That being the case it would seem that since the State Constitution gives the State Government the responsibility for education, the Legislature could pass legislation directing the Department of Education to take over operation of an offending school district until that district can handle its own affairs. This has happened in other states. Why should we all be placed in the same category?

Let me pose some questions for thought before you take action on this bill.

1. "The chief school administrator may not accept any other employment during the school year".
  - A. Chief school administrators are usually on 260 days contracts, thus what is the definition of a school year?
  - B. Does employment mean consulting, lobbying, etc? What about during vacation and holiday times? ...or leave without pay?
  - C. What about assistant superintendents, teachers and other full time employees - it is ok for them to accept other employment during the school year?
  - D. Does the statement mean that a chief school administrator can not accept employment in the evening during the school year?
  
2. "A chief administrator's salary including cost of living and longevity adjustments and with the monetary value of all benefits received, may not in the aggregate exceed the base monthly salary of the Governor under AS 39.20.010 unless approved by the school board

and municipal assembly or if no municipal assembly by the State Board of Education".

A. Does a person run for governor because of the money?

B. If the chief administrator's cost of living, longevity and all benefits are compared with the governor's why not be fair and compare the governor's salary and benefits? Thus you would be comparing salary and benefits of both and it would be fairer don't you feel? Of course this would include a mansion, maid service, chauffer and food.

C. Don't you feel that there is a difference between Bureau and sites where chief administrators live?

D. The students that chief administrators are responsible for may be worth as much if not more than the governor's responsibilities given they will be the leaders of tomorrow, how much is it worth?

E. Are all municipal assemblies better at making decisions than school boards or is the State School Board so familiar with each school district that they can make a better decision?

F. Will not this requirement usurp the authority of the local school boards?

G. Have local school boards become more sophisticated in the last few years and generally better prepared to handle their affairs?

3. "A contract with a person employed as a chief school administrator may not receive deferred benefits following termination except for those deferred benefits for all employees".

It is hard to justify this clause since deferred compensation is very common all over the United States and really doesn't cost the district any more. In fact deferred payment cost less, since it may not be necessary for the district to pay TRS (of course we must assume the deferred payment clause is in the chief administrators contract).

4. "The chief administration may not be absent from the district for more than 10 consecutive days while school is in session unless purpose of absence is to receive medical treatment or unless absence is approved by the school board and municipal assembly or if no municipal assembly by the State Board of Education".

A. What if there is a school or personal emergency and the municipal assembly or State Board of Education does not meet for a month?

B. Do we get blanket approval beyond 10 consecutive calendar days?

C. What about vacations?

D. Does school in session mean 180 contract days or from July 1 through June 30? After all there may be other times when it is more important for the chief administrator to be in the district.

E. "Ten consecutive calendar days out of the district" includes Saturdays, Sundays and holidays, therefore are we to assume that the State is going to dictate through the local school board, municipal assembly and state school board how chief school administrators are going to spend Saturdays, Sundays and holidays? Do we tell others how they are going to use their free time?

5. "The chief administrator may take sabbatical leave only if

approved by the school board and municipal assembly or if no municipal assembly by the State School Board".

"The chief administrator may not receive more than 1/2 salary during a sabbatical. If the chief administrator does not return to the district for three consecutive years after a sabbatical unless all salary received must be paid back".

We agree in principle with this clause even though it is very clear that it is meant to deal with one specific chief school administrator.

A. Has this been a big problem over the years, even with the "Good Ole-Boys"?

B. What if the chief administrator is fired after one, two or two and a-half years because of circumstances beyond his/her control? Should the money received during the sabbatical have to be paid back?

C. Again are we not saying that local school boards cannot handle their own affairs when it comes to chief administrators and thus must go to either the municipal assembly or State School Board? Yet it is ok for them to approve millions of dollars for teacher salaries and other operational costs, doesn't seem to make a great deal of sense, does it?

6. "The act to take affect immediately".

A. This will not retract contracts that have been entered into by local boards and chief administrators in good faith.

B. There are chief school administrators who are in the 1st or 2nd year of 3 year legal contracts.

7. Below are some general thoughts and questions.

A. Over the last eight years we have seen a steady improvement in the quality of chief school administrators as well as continuing development of local school boards.

B. It seems that there are other ways to control the actions of chief school administrators besides taking more power away from local school boards. One way would be more local school board training, one would be recall of local school board members and for the communities to elect school board members who better reflect the wishes of the community. We are sure there are others.

C. The rule of thumb for chief school administrators salaries can be found in a number of administrative textbooks and that rule of thumb is that the chief administrator should be paid twice as much as the highest paid teacher in the district.

D. Are you going to restrict what teachers can be paid?

E. We know of a U of A instructor that received \$82,000 for much less than 260 days, are we going to restrict the amount college instructors can be paid?

F. Are we going to restrict the travel and the amount paid by other public officials as it would seem pro-rated some of them are also being paid more than the Governor, aren't they?

G. Is this bill discriminatory in nature?

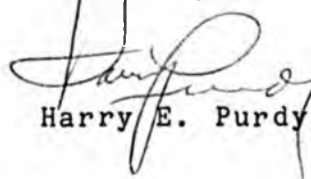
Page 4

The above questions and statements are meant to give food for thought in hopes that the necessary time will be spent of this issue.

It would be my recommendation that this bill not be reported out of committee and that the legislature look to administrators and board members for guidance. I for one will not stand by while one chief school administrator makes it difficult if not impossible for me to do my job and be paid appropriately for it.

Thank you for taking the time to read this.

Sincerely,

A handwritten signature in cursive script, appearing to read "Harry E. Purdy".

Harry E. Purdy, Superintendent

HEP/elb



# GALENA CITY SCHOOL DISTRICT

GALENA, ALASKA 99741  
PHONE (907) 656-1205

SUPERINTENDENT'S  
OFFICE

May 12, 1983

RECEIVED

MAY 19 1983

Josephson,

Senator Joe Josephson  
State Capitol  
Pouch V  
Juneau, Alaska 99811  
Interdepartmental Mail Stop: 3100

Dear Senator Josephson:

This letter is written to present my views on Senate Bill 282.

There is no doubt a need for local school boards to exercise more prudence. However, never before in my 10 years on the Galena City School Board has proposed legislation appalled me as much as the introduction and possible passage of Senate Bill 282.


There is no doubt in my mind that Senate Bill 282 is designed to control a particular district's school board's actions. Therefore, it seems very inappropriate to classify all school boards in the same category.

I deeply resent the Bill's implication that I am not capable of dealing in an appropriate manner with our superintendent's compensation. Yet I am deemed capable of determining the expenditure of hundreds of thousands of dollars related to the school's operation. Further, it is my opinion that city or borough assemblies are no better at determining employee compensation than are school boards.

Rather than dealing a destructive blow to local school board control, it seems that the legislature should deal with an offending district board and positively support those districts that conduct themselves and the district's business in a professional and conscientious manner.

You are encouraged to vote to defeat this Bill if it should be voted on. Additionally, if it is felt that something should be done in this area, it would be my recommendation to involve chief administrators and local school board members in formulation of a solution.

Sincerely,

  
Beverly J. Huhndorf,  
Vice-President

# GALENA CITY SCHOOL DISTRICT

GALENA, ALASKA 99741  
PHONE (907) 656-1205

SUPERINTENDENT'S  
OFFICE



RECEIVED

May 13, 1983

MAY 19 1983

Josephson,

Senator Joe Josephson  
State Capitol  
Pouch V, Mail Stop: 3100  
Juneau, Alaska 99811

Dear Senator Josephson:

I was elected to the Galena City School District Board of Education last October and have not yet acquired the experience that other members of our Board have. However, it is my feeling that I am every bit as qualified to make an educated decision as to how much and type of compensation the superintendent should receive. More over, it is my feeling that I am as qualified as any city assembly member or state board member. Therefore, it is very distasteful and degrading to think that the legislature has such a low regard for me as a local board member as indicated in Senate Bill 282.

You are encouraged to drop this attempt to take away power from local school boards and seek input from superintendents and school boards. Thus, allowing for a more comprehensive approach to a perceived problem.

Sincerely,

  
Ann Martin, Board Member

AM/elb

## Southeast Island School District

640 Park Ave. - P.O. Box 8340 - Ketchikan, Alaska 99901 - (907) 225-9658 or 225-9659



May 4, 1983

RECEIVED

MAY 11 1983

Senator Joe Josephson  
Alaska State Senate  
Pouch V  
Juneau, AK 99811

Josephson,

Dear Senator Josephson:

This is to express strong concern with regard to HB 384/SB 282, "An act relating to chief school administrators."

1. My specific concerns are as follows:

Page 1, Section 1

- (d) This section proposes that chief school administrators only be limited in salary. Why not extend this to all school district and other public employees, including University of Alaska personnel? In addition, what constitutes a school year? In this District, some schools open in July, and some close in June, so that in essence the entire year is a school year. If the intent here is to limit a superintendent from "lobbying" for his own and/or other districts for additional income, why not just prohibit a school district employee from being employed as a lobbyist for compensation in addition to regular salary?
- (e) Currently school boards have the authority to compensate all school employees [AS 14.08.101 (4), AS 14.14.060 (g), and AS 14.14.090 (i)]. As most, if not all, school districts have contracts with personnel, including chief school administrators, the proposed amendment to AS 14.14.130 might not only conflict with the above statutes, but also might be in violation of state and federal constitutional limitations on the impairment of contractual obligations.
- (f) I have a similar concern here to that in (e) with respect to potential impairment of contractual obligations. In addition, this proposal would require me to make a request to the State Board of Education any time I wished to take a vacation, since, as noted above, school is almost always in session in this district. Given the frequency of State Board meetings, this process would at best be cumbersome.

- (g) Administrators are covered under existing statute for sabbatical leave [AS 14.20.280-350 - note especially definition in 14.20.350 (1)].
  - (h) This proposed section would limit a school board's ability to have reasonable assurance of continuity in the leadership of the district. Current statute places a three consecutive year limit on the length of a superintendent's contract (AS 14.20.130). It does not appear to be of benefit for anyone to wait until near the end of such a contract to renew it, unless the school board deems it necessary.
11. In general, the proposed legislation appears to be little more than an attempt to end the abuse of public trust by one chief school administrator whose activities, income, and place of residence have been discussed in the media and elsewhere over a number of years. While I do not in any sense condone such behavior (even though it might not be illegal) and in fact would like to see our professional association take a position on the matter, there are other means to deal with it, including making the REAA Budget Oversight Committee more active and in a position to question poor practices involving expenditure of state funds, such as lobbying, time away from District, etc.

Finally, I believe that the overwhelming majority of chief school administrators in the state are ethical and abide by professional standards established for behavior and compensation. All of us should not be penalized or disparaged because of questionable behavior by one colleague.

Sincerely,

*Bob Weinstein*

Robert Weinstein  
Superintendent

RW:jb

MSG 23-00014375 PRY 1 05/03/83 16:23:57 ORIG: LK00 IN= 0013 OUT= 0168  
FRG: BONNIE/KETCHIKAN TO: JUNEAU INFO  
TARGET: LJHL SUBJ: POM

TO: SENATE H.E.S.S. COMMITTEE MEMBERS: JOSEPHSON, V. FISCHER, P. FISCHER,  
HALFORD AND MOSS  
HOUSE H.E.S.S. COMMITTEE MEMBERS: FRITZ, TISCHER, HILLER, CATO, DAVIS  
GOLL AND KOPONEN AND HERRMANN

FROM: JIM ALGUIRE, P. O. BOX 6756, KETCHIKAN, ALASKA 99901, 225-2784

SCHOOL BOARDS ARE ELECTED OFFICIALS WHO ARE HELD ACCOUNTABLE TO THE SAME  
ELECTORATE AS ARE MEMBERS OF THE BOROUGH ASSEMBLY. THERE IS NO NEED TO  
COMPLICATE THIS RELATIONSHIP BETWEEN THE SCHOOL BOARDS AND THE BOROUGH  
ASSEMBLIES WITH H.B. 384 AND SB 282. THANK YOU.  
EOM/BCP

RECEIVED

MAY 11 1983

Josephson

SENATE HEALTH, EDUCATION & SOCIAL SERVICES COMMITTEE MEMBERS  
CO-CHAIRMEN BENNETT & SACKETT, SENATORS FAIKS, FERGUSON, V. FISCHER,  
P. FISCHER, JOSEPHSON, MULCAHY

FROM: TORE CONLEY, M.D., KETCHIKAN GATEWAY SCHOOL BOARD MEMBER  
3412 TONGASS AVENUE  
KETCHIKAN, ALASKA 99901 PHONE(WORK) 225-5144 (HOME) 225-4483

RE: SB 282

UNDERSTAND THE INTENT OF SB 282 AND CERTAINLY AGREE THAT THE ACTIVITIES OF  
SUPERINTENDENT HOGAN OF BERING STRAITS SCHOOL DISTRICT NEED TO BE STOPPED.  
HOWEVER, THIS DOESN'T SEEM TO ME TO BE THE WAY TO DO IT.

OUR LOCAL DEALING WITH THE BOROUGH ASSEMBLY AND THE SCHOOL ADMINISTRATION ARE  
CORDIAL AND QUITE PROPER, LEGALLY AND MORALLY. SUCH IS THE CASE IN MOST AREAS.

PLEASE DON'T COMPLICATE BOTH OUR LIVES AND THAT OF THE BOROUGH ASSEMBLY  
MEMBERS BY DEVELOPING A SOLUTION APPROPRIATE TO ONE AREA AND THEN APPLYING  
IT INDISCRIMINATELY TO THE REST OF THE STATE. WE SIMPLY DON'T DESERVE TO  
BE TARRED WITH THAT BRUSH.

RECEIVED

MAY 6 1983

Josephson

TO: MEMBERS OF THE SENATE HESS COMMITTEE: CHAIRMAN JOSEPHSON, V. FISCHER,  
F. FISCHER, HALFORD, AND MOSS.  
MEMBERS OF THE HOUSE HESS COMMITTEE: CO-CHAIRMEN FITZ & TISCHER,  
MILLER (NORTH POLE), CATO, DAVIS, GOLL, AND KUOPONEN.  
REPRESENTATIVES WENDTE & MCBRIDE AND SENATOR ZIEGLER.

RE: SB 282 AND HB 384

=====

THE FOLLOWING POMS HAVE BEEN SUBMITTED BY INDIVIDUALS REGARDING THESE TWO  
BILLS AND DIRECTED TO THESE LEGISLATORS:

FROM: JIM ELKINS  
312 FRONT STREET  
KETCHIKAN, ALASKA 99901 PHONE: (WORK) 225-4830

RECEIVED  
MAY 06 1983

I AM VERY MUCH OPPOSED TO SB 282 AND HB 384. AS AN ELECTED MEMBER OF THE  
BOROUGH ASSEMBLY, I BELIEVE THAT THE ASSEMBLY SHOULD STAY OUT OF THE DAY TO  
DAY OPERATIONS OF THE SCHOOL DISTRICT.

Josephson

DON'T CREATE PROBLEMS FOR THE SCHOOL DISTRICTS AND BOROUGH ASSEMBLIES  
WITH LEGISLATION SUCH AS SB 282 AND HB 384.

\*\*\*\*\*

FROM: EDWARD MCNULTY  
POUCH Z  
KETCHIKAN, ALASKA 99901 PHONE (HOME) 225-5443 (WORK) 2252118

AN ALTERNATIVE TO HB 384 AND SB 282 IS TO ENDOW THE STATE BOARD OF EDUCATION  
WITH THE RESPONSIBILITY TO STRAIGHTEN OUT INDIVIDUAL SCHOOL BOARDS AND  
SUPERINTENDENTS WHO GROSSLY ABUSE THE SYSTEM.  
PLEASE VOTE AGAINST HB 384 AND SB 282.

\*\*\*\*\*

FROM: BEN WILLIAMS, KTN GATEWAY BOROUGH SCHOOL DISTRICT BOARD MEMBER  
POUCH Z, KETCHIKAN, ALASKA 99901  
PHONE (HOME) 225-5655 (WORK) 225-4183

SCHOOL BOARDS ARE ELECTED OFFICIALS WHO ARE HELD ACCOUNTABLE TO THE SAME  
ELECTORATE AS ARE THE MEMBERS OF THE BOROUGH ASSEMBLY. THERE IS NO NEED  
TO COMPLICATE THIS RELATIONSHIP BETWEEN SCHOOL BOARDS AND BOROUGH ASSEMBLIES  
WITH HB 384 AND SB 282.  
PLEASE VOTE AGAINST HB 384 AND SB 282.

\*\*\*\*\*

FROM: PAMELA S. VANWECHEL  
BOX 9139  
KETCHIKAN, ALASKA 99901 PHONE (HOME) 225-4381 (WORK) 225-2118

I AM NOT IN FAVOR OF HB 384 AND SB 282. I FIRMLY BELIEVE THAT DISCIPLINARY  
ACTION TOWARD INDIVIDUALS THAT ARE ABUSING PUBLIC CONFIDENCE SHOULD OCCUR...  
I DO, HOWEVER, OBJECT TO THE "BROAD BRUSH APPROACH" BEING USED TO REMEDY  
SPECIFIC SCHOOL DISTRICT OUTLAWS. PLEASE BE FAIR RATHER THAN REACTIONARY IN  
DEALING WITH SCHOOL DISTRICT/BOROUGH RELATIONSHIP LEGISLATION.

=====

FROM: PAM HJORTESET, KTN GATEWAY BOROUGH SCHOOL DISTRICT BOARD MEMBER  
POUCH Z, KETCHIKAN, ALASKA 99901  
PHONE: (HOME) 225-6794 (WORK) 225-6661

AS AN ELECTED SCHOOL BOARD MEMBER AND AN OBSERVER OF SCHOOL BOARD/BOROUGH  
ASSEMBLY RELATIONSHIPS, I AM VERY MUCH OPPOSED TO SB 282 AND HB 384. THERE  
IS NO NEED TO COMPLICATE THIS RELATIONSHIP BETWEEN THE SCHOOL BOARDS AND  
BOROUGH ASSEMBLIES WITH SB 282 AND HB 384. PLEASE VOTE AGAINST BOTH BILLS.

\*\*\*\*\*

FROM: DAVID MEANS  
POUCH Z  
KETCHIKAN, ALASKA 99901 PHONE(HOME) 225-4543 (WORK) 225-2118

SB 384 AND SB 282 UNNECESSARILY COMPLICATE THE SCHOOL DISTRICT/MUNICIPAL  
RELATIONS. THEY ARE AN ILL-ADVISED RESPONSE TO A SPECIFIC SITUATION.  
PLEASE VOTE AGAINST BOTH BILLS. THANK YOU.

(pdy)

=====  
=====EOM

MSG 00-00014005 RTTY 4 05/04/83 15:37:53 ORIG LH00 IN= 0015 OUT= 0133  
FROM: MARY MATOU TO: JMW INFO  
TARGET: LUHL SUBJ: P.B.H.

TO SENATORS HESTTULA, FERGUSON, JOSEPHSON, V. FISCHER, WALFORD,  
F. FISCHER, MOSS  
REPS. LARSON, LACHER, FRITZ, TONER, H. MILLER, HERRMANN, COLL,  
KOPONER, DAVID

FR: PAT MUNSICKER  
VICE PRESIDENT  
MATANISKA SUSITNA BOROUGH SCHOOL BOARD  
P O BOX 1052  
WILLOW 99488 PH: 495-4401

RECEIVED

MAY 06 1983

RE HB 364, SB 282

Josephson,

I STRONGLY OPPOSE THESE BILLS. THIS LEGISLATION UNDERMINES THE POWER OF THE SCHOOL BOARD. IT WOULD HAMPER OUR ABILITY TO ATTRACT TOP QUALITY EDUCATORS. THERE MUST BE ANOTHER SOLUTION TO THIS PROBLEM. PLEASE DO NOT ACT HASTILY ON THIS LEGISLATION. WILL FOLLOW UP WITH DETAILED LETTER.