

S

B

176



Official Business

Pouch V
State Capitol
Juneau, Alaska 99811
465-4907
465-4908

Alaska State Legislature

Senate

March 29, 1983

Dear Colleague:

Subject: Public School Foundation Funding

1. Two Tables Attached. Table A and Table B show how each school district in Alaska would fare under three possible funding scenarios -- 100% funding under the existing foundation program; 97.2% funding under the existing foundation program; and HB 251 (passed by the House).

Table A covers non-REAA districts. On the left side of Table A is a breakdown of expected payments in FY '84, under the three scenarios, on a per pupil ("average daily membership") basis. On the right side of Table A is a breakdown of expected payments, in total, district-by-district.

Table B gives the same information for the REAAs.

2. The Non-REAAs (Table A). Generally, 97.2% of the existing foundation program works out better for the non-REAAs than would funding under HB 251. Statewide, the non-REAAs -- the city, borough and municipal districts -- would receive \$315,253,700 under 100 percent funding of the existing program; \$306,530,100 under 97.2 percent funding of the existing program; and \$304,420,400 under HB 251.

However, Bristol Bay, Haines, Juneau, Ketchikan, King Cove, Kodiak, Nenana, North Slope, Pelican, Petersburg, Sitka, Skagway, St. Mary's, and Valdez, appear to do better under HB 251.

Anchorage -- with 42 percent of the state's K-through-12 student body -- would receive \$2,245,000 less under HB 251 than it would at 97.2 percent of the existing foundation program.

3. The REAAs. Table B shows that with the exceptions of the Bering Straits, Chatham and Lake & Peninsula REAAs, the REAAs will receive more money under HB 251 than they

would receive under the existing foundation program --
even at 100 percent funding of the existing program!

4. Total Cost to State. HB 251's net cost to Alaska is a little over five million dollars less than even 97.2 percent funding of the existing foundation program (assuming Alaska's receipt of projected federal aid impact funds under P.L. 874, which are subject to the congressional appropriation process; P.L. 874 has always been a target of national Administrations seeking to impose budget reductions or restraints, but on the other hand, P.L. 874 has always had critical support from key members of Congress).

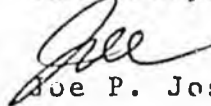
4. Fast-Growing Districts. Fast-growing districts, especially those with a need for new schools and school sites, tend to do better under the existing formula, which is weighted for school facility growth. Proposals like HB 251 that tend to apportion school dollars based upon ADM and to suspend the existing foundation formula will tend to work against the interests of such districts to an extent that the tables will not adequately reflect.

5. Summary. HB 251 appears to give most REAAs more money than they would receive if the existing foundation formula were retained and if the existing formula were FUNDED AT THE ONE HUNDRED PERCENT LEVEL! On the other hand, HB 251 would give most of the non-REAAs, especially the local districts in central and southcentral Alaska less money than they would receive if the existing foundation formula were retained for FY '84 and even if it were FUNDED AT ONLY THE 97.2 PERCENT LEVEL.

I thought this information might be of interest.

Withbest wishes,

Sincerely,



Joe P. Josephson

Enclosures:

"Table A" *

"Table B" *

*Source: Dept of Education.

DEPARTMENT OF EDUCATION
REVIEW FOR SENATE HESS
USING FY84 ADM

SCHOOL DISTRICT	\$ PER ADM			XXXXXX	TOTAL \$		
	100% Entitlement Current	97.2% Entitlement Current	HB 251		100% Entitlement Current	97.2% Entitlement Current	HB 251
Anchorage	3467	3372	3310	XX	127,119.4	123,599.5	121,354.5
Bristol Bay	9816	9523	9732	XX	2,125.2	2,066.4	2,111.8
Cordova	5238	5094	5029	X	2,294.4	2,230.9	2,202.7
Craig	7659	7447	6734	XX	1,133.5	1,102.1	996.6
Dillingham	9043	8782	8673	XX	3,666.8	3,565.2	3,521.2
Fairbanks	3805	3700	3688	XX	36,941.7	35,918.8	35,806.8
Galena	10876	10576	9995	XX	1,479.2	1,438.2	1,359.3
Haines	6031	5865	6345	XX	2,382.4	2,316.4	2,506.3
Hoonah	6511	6331	6224	X	1,556.1	1,513.0	1,487.5
Hydaburg	9186	9220	9163	XX	881.8	857.4	852.2
Juneau	3635	3534	3622	XX	15,908.3	15,467.8	15,853.5
Kake	7715	7502	7109	XX	1,504.4	1,462.7	1,386.3
Kenai	4096	3983	3900	XX	29,786.6	28,961.9	28,364.7
Ketchikan	3485	3389	3399	XX	8,277.8	8,048.5	8,072.6
King Cove	8790	8547	9376	X	1,160.2	1,128.1	1,237.6
Klawock	8834	8590	7417	XX	1,086.6	1,056.5	912.3
Kodiak	5336	5188	5488	XX	11,856.0	11,527.7	12,197.3
Mat-Su	3657	3556	3504	XX	22,515.5	21,892.0	21,500.1
Nenana	9978	9702	10507	XX	1,297.1	1,261.2	1,365.9
Nome	7617	7406	7165	XX	5,803.9	5,643.2	5,459.7
North Slope	9138	8886	9202	XX	9,869.6	9,596.3	9,938.2
Pelican	11,858	11,530	12438	XX	664.0	645.7	696.5
Petersburg	4,149	4034	4049	XX	2,381.4	2,315.5	2,324.1
Sand Point	8738	8496	8283	XX	1,144.6	1,112.9	1,085.1
Sitka	3782	3678	3711	XX	6,357.3	6,181.3	6,238.2
Skagway	5507	5361	5379	XX	975.9	948.9	952.1
St. Mary's	15027	14612	14946	XX	2,088.8	2,030.9	2,077.5
Tanana	15350	14925	13361	XX	1,335.4	1,298.5	1,162.4
Unalaska	8558	8322	8210	XX	1,591.9	1,547.8	1,527.1
Valdez	4887	4752	4786	X	4,491.2	4,366.8	4,398.3
Wrangell	4887	4753	4726	XX	2,067.4	2,010.1	1,999.1
Yakutat	8390	8159	7749	XX	1,392.8	1,354.2	1,286.3
TOTALS	4.024	3.913	3885	XXXX	313,137.2	304,466.4	302,304.8
Centralized Corres.	2.588	2.517	2580*	XX	2,1225	2,063.7	2,115.6*

*correction

DEPARTMENT OF EDUCATION
 REVIEW FOR SENATE HESS
 USING FY84 ADM

REAA	\$ PER ADM			XXXXXX	TOTAL \$			HB 251 DL-874 Reductions
	100% Entitlement Current	97.2% Entitlement Current	HB 251		100% Entitlement Current	97.2% Entitlement Current	HB 251	
Adak	5834	5673	6643	XXXXXX	3,500.6	3,403.7	3,985.8	708.5
Alaska Gateway	8472	8238	8639	XXXXXX	3,990.3	3,879.8	4,069.0	278.3
Aleutian Region	15538	15108	16674	XXXXXX	2,097.7	2,039.6	2,251.0	141.8
Annette Island	5278	5132	6572	XXXXXX	1,783.8	1,734.5	2,221.3	573.1
Be ings Strait	13138	12774	12197	XXXXXX	12,507.0	12,160.7	11,611.5	710.9
Chatham	8542	8297	8682	XXXXXX	2,303.7	2,239.9	2,344.1	207.0
Chugach	11352	11038	11758	XXXXXX	1,135.2	1,103.8	1,175.8	31.2
Copper River	7093	6897	7173	XXXXXX	4,057.3	3,945.0	4,105.8	197.6
Delta Greely	5536	5383	5915	XXXXXX	5,696.3	5,538.6	6,086.5	451.5
Iditarod	13984	13597	14972	XXXXXX	4,712.6	4,582.1	5,045.6	362.8
Kuspuk	15185	14765	16376	XXXXXX	5,026.3	4,887.1	5,420.5	438.9
Lake & Peninsula	16242	15793	15476	XXXXXX	5,424.9	5,274.7	5,169.0	490.2
Lower kuskokwim	10722	10424	11033	XXXXXX	26,060.0	25,338.4	26,821.2	2,142.5
Lower Yukon	9331	9071	9864	XXXXXX	12,995.4	12,635.6	13,740.6	1,790.5
Northwest Arctic	9265	9009	10387	XXXXXX	14,573.7	14,170.1	16,338.8	1,639.8
Pribilof	9888	9615	11475	XXXXXX	1,849.1	1,797.9	2,145.8	262.9
Railbelt	9623	9357	9551	XXXXXX	3,098.5	3,012.7	3,075.4	65.5
Southeast Island	8853	8608	9665	XXXXXX	3,877.4	3,770.1	4,233.3	422.2
Southwest Region	12991	12632	13305	XXXXXX	6,898.1	6,707.1	7,065.0	739.5
Yukon Flats	14686	14280	15498	XXXXXX	4,758.3	4,626.6	5,021.4	364.8
Yukon Koyukuk	12247	11908	13191	XXXXXX	6,540.0	6,358.9	7,044.0	757.1
TOTALS	10,066	9787	10,527	XXXXXX	132,886.2	129,206.9	138,971.4	
STATE TOTAL	4880	4745	4828 4689	XXXXXX	448,145.9	435,737.0	443,391.8	12,786.1
Less: PL-874 (Impact Aid Offset) for REAA's					--	--	(12,786.1)	
							430,605.7	

Introduced: 3/11/83
Referred: Health, Education and
Social Services and
Finance

1 IN THE SENATE

BY SACKETT

2

SENATE BILL NO. 176

3

IN THE LEGISLATURE OF THE STATE OF ALASKA

4

THIRTEENTH LEGISLATURE - FIRST SESSION

5

A BILL

6 For an Act entitled: "An Act relating to state support for education; and
7 providing for an effective date."

8 BE IT ENACTED BY THE LEGISLATURE OF THE STATE OF ALASKA:

9 * Section 1. FINDINGS. The legislature finds that the present system
10 of providing assistance to school systems should be studied for
11 modification and improvement. The legislature further finds that during
12 the period of study an alternative mechanism to the existing foundation
13 support system is desirable.

14 delete
14 Sec. 2. There is created the Foundation Funding Policy Council to
15 study alternatives to the existing foundation support system. The Founda-
16 tion Funding Policy Council consists of seven persons: the chairperson of
17 the Senate Health, Education, and Social Services Committee, the chairper-
18 son of the House Health, Education, and Social Services Committee, and the
19 following persons to be appointed jointly by the Speaker of the House and
20 the President of the Senate: the executive director of the Alaska School
21 Board Association, an education analyst from the Office of Management and
22 Budget, a fiscal analyst from the Department of Education, the president of
23 the state board of education, and the executive director of the Alaska
24 Council of School Administrators.

25 * Sec. 3. The Foundation Funding Policy Council shall report its find-
26 ings and recommendations to the governor and to the legislature no later
27 than February 1, 1984.

28 * Sec. 4. The operation of AS 14.17.021(a), 14.17.022, 14.17.023,
29 14.17.031(a), (b), (c), and (e), 14.17.041, 14.17.051, 14.17.056, and

*Steering
Committee
2 people
app. Senate
3 people
app. House
2 from
Public
Sector
Lou Franman
Joe Montgomery*

1 14.17.082 is suspended from July 1, 1983, through June 30, 1984. During
 2 the period of suspension, the provisions of AS 14.17.031(d) remain in
 3 effect except that the number of students in average daily membership in
 4 each school district shall be used instead of instructional units to cal-
 5 culate reductions in state aid. During the period of suspension, funding
 6 for the basic state aid and supplemental equalization aid that otherwise
 7 would have been provided under the provisions of AS 14.17.021(a), 14.17.-
 8 022, and 14.17.023 shall be provided to school districts and for central-
 9 ized correspondence study in accordance with the provisions of sec. 5 of
 10 this Act.

11 * Sec. 5. For fiscal year 1984 the amount of state aid for each school
 12 district and for centralized correspondence study is the following amount
 13 for each pupil in average daily membership less any aid overpaid as
 14 determined by the commissioner of education under AS 14.17.180:

15	Anchorage School District	\$ 3,310
16	Bristol Bay Borough School District	9,732
17	Cordova City School District	5,029
18	Craig City School District	6,734
19	Dillingham City School District	8,673
20	Fairbanks North Star Borough School District	3,688
21	Galena City School District	9,995
22	Haines Borough School District	6,345
23	Hoonah City School District	6,224
24	Hydaburg City School District	9,163
25	City and Borough of Juneau School District	3,622
26	Kake City School District	7,109
27	Kenai Peninsula Borough School District	3,900
28	Ketchikan Gateway Borough School District	3,399
29	King Cove City School District	9,376

*Like the
House
requires*

*Subj. to
adjust.
under
14.17.021
(b)*

*Acts do not
take as yet
the Kiyaku
Cost of base
schools.*

1	Klawock City School District	7,417
2	Kodiak Island School District	5,488
3	Matanuska-Susitna Borough School District	3,504
4	Nenana City School District	10,507
5	Nome City School District	7,165
6	North Slope Borough School District	9,202
7	Pelican City School District	12,438
8	Petersburg City School District	4,049
9	Sand Point City School District	8,283
10	Sitka Borough School District	3,711
11	Skagway City School District	5,379
12	St. Mary's City School District	14,946
13	Tanana School District	13,361
14	Unalaska City School District	8,210
15	Valdez City School District	4,786
16	Wrangell City School District	4,726
17	Yakutat City School District	7,749
18	Adak Regional School District	5,483
19	Alaska Gateway School District	8,066
20	Aleutian Chain School District	15,606
21	Annette Island School District	4,914
22	Bering Straits School District	11,445
23	Chatham School District	7,943
24	Chugach School District	11,354
25	Copper River School District	6,849
26	Delta School District	5,453
27	Iditarod Area School District	13,894
28	Kuspuk School District	15,059
29	Lake and Peninsula School District	14,140

1	Lower Kuskokwim School District	10,171
2	Lower Yukon School District	8,614
3	Northwest Arctic School District	9,325
4	Pribilof Islands School District	9,954
5	Upper Railbelt Regional School District	9,357
6	Southeast Island School District	8,720
7	Southwest Regional School District	11,954
8	Yukon Flats School District	14,376
9	Yukon Koyukuk School District	11,867
10	Central Correspondence	(DOE) 2,580 2,508

11 * Sec. 6. During the period of suspension under sec. 4 of this Act, a
12 school district shall continue to provide services to students in programs
13 of bilingual and vocational education commensurate with the needs of the
14 students and in strict accordance with applicable state and federal laws
15 and regulations.

16 * Sec. 7. This Act takes effect July 1, 1983.

A STATEMENT

Regarding

FOUNDATION FUNDING FOR PUBLIC SCHOOLS

by Darroll Hargraves, Superintendent

Ketchikan Gateway Borough School District

It has been said that the State cannot afford the rapid increases in school foundation funding which has been the method of funding over the past few years. The foundation program has grown over the past few years but so has the number of school districts, the number of schools, and the level of programming in some of the required specialized areas. However, many of these things have been imposed upon local school districts. For example, the creation of the R.F.A.A.'s was the State's response to

a challenge that the State live up to its constitutional responsibilities which requires the establishment and maintenance of a system of public schools open to all children of the State. In the rural districts, the number of high schools and elementary schools has about doubled during the period of time in which we have been concerned about the growth of the foundation program.

Mandates to provide Special Education have proliferated. It has required paperwork which does not lend itself directly to instruction. But again, local school districts have had no choice in this matter. Foundation revenues expended to meet the requirements of statute and regulations have more than doubled in the past five or six years.

Individual school districts have not doubled the amount of revenue received from the State for regular instruction. In Ketchikan, the history of receipt of foundation funds shows that during the past six years of relatively stable student populations, the school district has received a 68 percent increase in foundation funding for regular instruction. During this same period of time, the cost of living index rose 46 percent.

In many of the larger population areas of the State, there has been a considerable increase in the number of students in the public schools. These new students are eligible and required to generate the foundation monies provided by the State for public school students. Therefore, one of the big factors in the increase in the State foundation program has simply been new students. The State is in no position to neglect its interest or

responsibility for providing public school education to all newly enrolled students.

STUDY OF THE FOUNDATION PROGRAM

The legislature and State administration should continue in its efforts to do a thorough study of the State foundation program. There are many weightings in that formula which cause expensive inequities, however, the State must for the long term, commit itself to a foundation formula which provides equity in education.

It is questionable how long the State can afford to fund on an ADM basis. The State's funding of public schools must include weights based on educational need, i.e., education of the handicapped, disadvantaged students, etc. The State must allow weightings which are needed to provide fairness and equity of educational opportunity to students in different sections of the State.

It is an established precept in school finance that it is necessary to provide weightings in a formula to assure that the differing cost of education, which is based on such things in Alaska as the cost of doing business, is a part of the funding formula. The educational system possibly can get by with one year of ADM funding but the State should protect itself in the future by assuring that the study will be accomplished and implemented.

I would recommend that the foundation program be maintained. I think the foundation formula can help the State track the funds which are expended through the foundation program. The formula is the State's way of assuring that certain programs get attention should the State in its wisdom choose to give additional emphasis by funding specific programs. The collapse of the formula and the implementation of the ADM approach to funding hides from view how the money is expended. In some people's estimation this is good. I view it with caution, realizing that the State gives up its capability of applying encouragement to bring about some of the State's objectives for the public school programs.

The inclusion in H.B. 251 and S.B. 176 of a list of the ADM amounts appropriated by the legislature to different school districts across the State has highlighted the wide disparity between the funding levels of schools. However, equality of educational opportunity must be provided by the State to all students. It is an accepted principle in public school funding that equality in educational opportunity does not mean spending exactly the same amount of money for each pupil. Only a foundation formula, with various weights in it, can provide for the differences.

EFFECT ON LOCAL MUNICIPALITIES

It has to be a concern of the State, and certainly it is of

the local first class cities and boroughs which sponsor public school districts, that if the legislature does not provide for the funding of education or if there is a decrease in the level of funding from the State, there is a corresponding increase in requirements upon the local tax base. The significance of this can be seen across Alaska as you review the proposed budgets of first class cities and boroughs. We are seeing unprecedented increases required in the budgets of these local communities. For example, Anchorage is anticipating that there will be a requirement for a budget increase of the local appropriation by approximately 48 percent. Fairbanks has announced that its request to the local tax base could be as much as a 47 percent increase over the present appropriation. Juneau's increase and demand on the local tax base is 76 percent. Sitka's increase and request is 20 percent. Ketchikan is requiring 18 percent and does not have any salary increases for staff in the proposed budget. In the Ketchikan budget, all salaries of district-wide administrators and certificated staff across the District have been frozen at the FY-83 level.

The bottom line is that an inordinate requirement and demand will be placed upon local taxes to fund the schools. A general rule of thumb seems to be that for every one (1%) percent which the State decreases the level of funding, or doesn't increase in order to take care of inflationary costs, the local municipality has to increase the local contribution by 3-5 percent. In several instances, it appears that five percentage points is needed to make up for one percent loss at the State level.

It is ironic that at a time when the State has been attempting to return monies to municipalities through revenue sharing programs, that school districts would be short funded. Full funding of the foundation formula is a logical way to provide revenue sharing to municipalities.

PRIORITIES FOR EDUCATION

In times like this, it is appropriate to speak to the priorities. Education has been described by some and abhorred by others as a "motherhood-apple pie" issue. Public schools are a responsibility and trust of the government. It has long been established that education is an investment in its citizens rather than a necessary evil for State government.

It may be necessary for the State legislature to set priorities and decide what trade-offs are required to meet the needs of a system of public education which is its prime responsibility. The legislature needs to determine if, in fact, there were programs mandated over the past five or six years on which the "sun should set". What funding responsibilities has the State assumed which now should be discontinued? I can specifically relate to some of the requirements which have been mandated by State and Federal statutes, and regulations. In the area of Special Education, the paper flow is bordering on the ridiculous.

It is interesting that your Legislative Audit Review Committee

found discrepancies in some of the school districts regarding what they were eligible to receive in school foundation programs and what they actually received. It is interesting that most of these discrepancies were in the area of bilingual education, special education and vocational education. School districts try to be conservative and have as few personnel for the central office as possible, but when the Legislative Audit and Review comes up, the school district finds itself deficient in paperwork to prove eligibility of students. I submit that there is a potential cost savings if schools are allowed to operate in a different manner.

CONCLUSION

The State of Alaska has the primary constitutional responsibility for public education. The legislature has the responsibility to develop the system for funding. This is not contradictory with the idea of local control. It is not contradictory to the precept that the State yields to local boards and municipalities the prime responsibility for administering and operating the local schools.

The State has a formula by which foundation funds can be distributed. That formula needs study and the State is to be encouraged to see that such a study takes place in the immediate months ahead. In the meantime, the formula can serve the State by providing the mechanism to distribute State funds to the local school districts.

School districts need increases over the current year's funding level. The funding made available by the State needs to take into account the new students which will be enrolled next year. It appears that full funding of the foundation formula could reach \$448 million, and some are indicating that it could go higher, perhaps up to \$468-470 million. It is appropriate to deal with the concept of making a commitment to fund the present foundation formula at the 100 percent level. This commitment will provide funds for new students next fall.

The State and school districts are at a crossroads. School district administrators and boards should be encouraged to work with the legislature to make the foundation formula work in the future. Local districts can recommend ways to cut out some of the costly items which have been imposed by the State and Federal levels. We have no problem with providing sound, basic educational programs at a cost which the State and local communities can afford.

#

STATE OF ALASKA
DEPARTMENT OF EDUCATION
PUBLIC SCHOOL FOUNDATION PROGRAM COMPUTATIONS
INITIAL REPORT RECAPITULATION
1983-84 FISCAL YEAR

March 2, 1983

*FY 83-84
Preliminary Report*

School District	Revised 1st Qtr ADM 1982-83	Projected 1983-84 ADM	Instr. Units	Instr. Unit Allotment	Basic Need	Suppl. Equal Aid @ 1,059.57	Preliminary Computation of Entitlement	Per ADM
Anchorage	34,797	36,653	2,820	42,450	113,709,000	7,410,369	127,119,369	3,468
Bristol Bay	210	216	28	65,797	1,842,316	282,889	2,125,205	9,839
Cordova	438	438	47	48,817	2,294,399	-0-	2,294,399	5,239
Craig	152	148	21	45,846	962,766	170,698	1,133,464	7,658
Dillingham	378	405	47	65,797	3,092,459	574,305	3,666,764	9,054
Fairbanks	9,440	9,705	777	47,544	36,941,688	-0-	36,941,688	3,806
Galena	142	136	19	65,797	1,250,143	229,027	1,479,170	10,876
Haines	388	395	48	48,817	2,343,216	39,172	2,382,388	6,031
Hoonah	239	239	27	47,544	1,283,668	272,426	1,556,114	6,511
Hydaburg	93	96	17	45,846	779,382	102,428	881,810	9,181
Juneau	4,258	4,377	372	42,450	15,791,400	116,925	15,908,325	3,634
Kake	207	195	28	45,846	1,283,688	220,678	1,504,366	7,715
Kenai	6,754	7,268	638	45,846	29,249,748	582,743	29,832,491	4,105
Ketchikan	2,369	2,375	195	42,450	8,277,750	-0-	8,277,750	3,485
King Cove	120	94	14	63,675	891,450	141,417	1,032,867	10,988
Klawock	151	123	20	45,846	916,921	169,698	1,086,618	8,834
Kodiak	2,141	222	220	49,242	10,833,210	1,022,780	11,856,020	5,336
Mat-Su	5,558	6,157	510	44,148	22,515,480	-0-	22,515,480	3,657
Nenana	127	130	23	50,940	1,171,620	125,479	1,297,099	9,978
Nome	758	762	74	65,797	4,868,978	934,891	5,803,869	7,617
North Slope	1,021	1,080	150	65,797	9,869,550	-0-	9,869,550	9,131
Pelican	52	56	13	47,544	618,072	45,973	664,045	11,851
Petersburg	574	574	50	44,148	2,207,400	173,996	2,381,396	4,141
Sand Point	123	131	15	63,675	955,128	189,491	1,144,616	8,73
Sitka	1,607	1,681	144	44,148	6,357,312	-0-	6,357,312	3,78
Skagway	177	177	18	45,846	825,228	150,674	975,902	5,51
St. Mary's	110	139	29	65,797	1,908,113	180,657	2,088,770	15,02
Tanana	92	87	18	65,797	1,184,346	151,095	1,335,441	15,35
Unalaska	181	186	25	63,675	1,591,875	-0-	1,591,875	8,55
Valdez	863	919	92	48,817	4,491,164	-0-	4,491,164	4,86
Wrangell	485	423	41	44,148	1,810,068	257,305	2,067,373	4,81
Yakutat	159	166	24	50,940	1,222,560	170,245	1,392,805	8,31
TOTALS	74,164	77,753	6,564	-0-	299,340,144	13,715,361	313,055,505	4.0
Centralized Corres.	790	820	50	42,450	2,122,500	-0-	2,122,500	2.5

Found
(299,340,144.++
126,291,423.++
2,122,500.++
427,754,067.0

1974 REM
(19,775,741.++
12,786,057.--
13,715,361.++
448,459,112.*

Total Needed
@ 42,150 / Inst. Unit

FY 82-83
Revised Report

Found
(284,566,828.++
2,037,600.++
124,891,853.++
411,496,281.0

W
(12,678,194.++
16,979,546.++
12,746,057.--
428,367,964.*

Total
(428,367,964. x
0.9692856 =
415,210,899.*

printed at
96.9+ %

STATE OF ALASKA
DEPARTMENT OF EDUCATION

March 2, 1983

ESTIMATED ADM 1983-84

INSTRUCTIONAL UNITS

School District	ESTIMATED ADM 1983-84								INSTRUCTIONAL UNITS							
	Elem.	Second.	Comb. Dist.	Voc. Ed. Non-Add.	Spec. Ed. Non-Add.	B11/B1c Non-Add.	Corres	TOTAL ADM	Elem	Secou	Comb. Dist.	Voc. Ed.	Spec. Ed.	B11/B1c Ed	Corres	Total Instr. Units
Anchorage	18,056	18,572	25	1,611	5,228	603	-0-	36,653	1,097	1,123	5	92	476	27	-0-	2,820
Bristol Bay	111	105	-0-	20	20	-0-	-0-	216	10	14	-0-	2	2	-0-	-0-	28
Cordova	232	206	-0-	65	79	-0-	-0-	438	15	21	-0-	5	6	-0-	-0-	47
Craig	100	48	-0-	23	19	6	-0-	148	8	8	-0-	2	2	1	-0-	21
Dillingham	209	185	-0-	42	56	20	11	405	14	19	-0-	4	4	3	3	47
Fairbanks	4,820	4,711	-0-	431	1,405	76	174	9,705	296	306	-0-	30	128	5	12	777
Galena	80	56	-0-	8	22	-0-	-0-	136	6	10	-0-	1	2	-0-	-0-	19
Haines	200	187	-0-	28	75	-0-	8	395	17	20	-0-	3	5	-0-	3	48
Hoonah	118	121	-0-	29	39	-0-	-0-	239	9	12	-0-	3	3	-0-	-0-	27
Hydaburg	53	43	-0-	14	33	9	-0-	96	5	5	-0-	2	3	1	-0-	17
Juneau	2,291	2,068	-0-	290	725	33	18	4,377	140	142	-0-	18	66	3	3	372
Kake	90	105	-0-	30	47	-0-	-0-	195	7	14	-0-	3	4	-0-	-0-	28
Kenai	4,000	3,127	26	354	1,090	181	115	7,268	260	226	5	30	100	9	8	638
Ketchikan	1,160	1,105	-0-	250	400	4	110	2,375	70	76	-0-	13	27	1	8	195
King Cove	54	40	-0-	9	23	-0-	-0-	94	5	6	-0-	1	2	-0-	-0-	14
Klawock	63	60	-0-	6	31	-0-	-0-	123	6	10	-0-	1	3	-0-	-0-	20
Kodiak	1,204	948	23	164	435	40	47	2,222	84	82	5	12	29	3	5	220
Mat-Su	3,274	2,718	25	457	862	5	140	6,117	207	181	5	27	79	1	10	510
Nenana	84	46	-0-	12	33	4	-0-	130	7	10	-0-	2	3	1	-0-	23
Nome	440	301	-0-	48	120	72	21	762	26	28	-0-	4	8	5	3	74
North Slope	529	510	31	150	215	290	10	1,080	43	54	5	16	15	14	3	150
Pelican	34	22	-0-	-0-	14	-0-	-0-	56	4	8	-0-	-0-	1	-0-	-0-	13
Petersburg	403	171	-0-	38	111	-0-	-0-	574	24	15	-0-	3	8	-0-	-0-	50
Sand Point	75	56	-0-	14	7	-0-	-0-	131	6	6	-0-	2	1	-0-	-0-	15
Sitka	1,198	483	-0-	118	322	24	-0-	1,681	80	32	-0-	7	22	3	-0-	144
Skagway	93	84	-0-	10	23	-0-	-0-	177	7	8	-0-	1	2	-0-	-0-	18
St. Mary's	75	57	-0-	27	45	48	7	139	6	10	-0-	3	3	4	3	29
Tanana	39	43	-0-	11	19	4	5	87	4	6	-0-	2	2	1	3	18
Unalaska	95	91	-0-	12	40	3	-0-	186	7	12	-0-	2	3	1	-0-	25
Valdez	436	483	-0-	80	186	-0-	-0-	919	31	41	-0-	7	13	-0-	-0-	92
Wrangell	250	173	-0-	30	53	-0-	-0-	423	16	18	-0-	3	4	-0-	-0-	41
Yukutat	85	81	-0-	11	37	-0-	-0-	166	7	12	-0-	2	3	-0-	-0-	24
TOTALS	39,951	37,006	130	4,392	11,814	1,422	666	77,753	2,524	2,536	25	303	1,029	83	64	6,564
Cent. Correspond.	620	200	-0-	-0-	-0-	-0-	-0-	820	48	-0-	-0-	2	-0-	-0-	-0-	50

STATE OF ALASKA
DEPARTMENT OF EDUCATION
PUBLIC SCHOOL FOUNDATION PROGRAM COMPUTATIONS
INITIAL REPORT RECAPITULATION
1983-84 FISCAL YEAR

March 2, 1983

REAA	Revised 1st Qtr ADM 1982-83	Projected 1983-84 ADM	Instr. Units	Instr Unit Allotment	Basic Need	Suppl Equal Aid @ 1,059.57	Less PL-874	Preliminary Computation of Entitlmt	Per ADM
Adak	594	600 ✓	56	59,430	3,328,080	881,138	708,631	3,500,587	5,834
Alaska Gateway	473	471 ✓	72	50,940	3,667,680	601,412	278,754	3,990,338	8,472
Aleutian Region	127	135 ✓	32	63,675	2,037,600	201,848	141,794	2,097,654	15,538
Annette Island	336	338 ✓	45	44,148	1,986,660	370,256	573,066	1,783,850	5,278
Bering Strait	917	952 ✓	182	65,797	11,975,054	1,506,020	710,916	12,770,158	13,414
Chatham	271	271 ✓	48	45,846	2,200,608	310,115	207,005	2,303,717	8,501
Chugach	76	100 ✓	21	50,940	1,069,740	96,633	31,162	1,135,211	11,352
Copper River	582	572 ✓	69	50,940	3,514,860	740,004	197,565	4,057,299	7,093
Delta/Greely	949	1,029 ✓	97	50,940	4,941,180	1,206,633	451,513	5,696,305	5,536
Iditarod	326	335 ✓	69	65,797	4,539,993	535,401	362,753	4,712,641	14,068
Kuspuk	323	331 ✓	77	65,797	5,066,369	530,474	438,956	5,157,887	15,583
Lake & Peninsula	362	334 ✓	81	65,797	5,329,557	594,525	499,163	5,424,919	16,242
Lower Kuskokwim	2,429	2,430 ✓	368	65,797	24,213,296	3,989,228	2,142,535	26,059,989	10,724
Lower Yukon	1,391	1,392 ✓	190	65,797	12,501,430	2,284,486	1,790,534	12,995,382	9,336
Northwest Arctic	1,499	1,573 ✓	209	65,797	13,751,573	2,461,858	1,639,750	14,573,681	9,265
Pribilof	167	187 ✓	29	63,675	1,846,575	265,422	262,897	1,849,100	9,888
Railbelt	325	322 ✓	54	50,940	2,750,760	413,232	65,449	3,098,543	9,623
Southeast Island	432	438 ✓	83	45,846	3,805,218	494,353	422,156	3,877,415	8,852
Southwest Region	524	531 ✓	103	65,797	6,777,091	860,583	739,531	6,898,143	12,991
Yukon Flats	315	323 ✓	70	65,797	4,605,790	517,335	364,798	4,758,327	14,732
Yukon/Koyukuk	557	534 ✓	97	65,797	6,382,309	914,780	757,128	6,539,961	12,267
TOTALS	12,975	13,198	2,052	-0-	126,291,423	19,775,741	12,786,057	133,281,107	10,099

STATE OF ALASKA
DEPARTMENT OF EDUCATION

March 2, 1983

ESTIMATED ADM 1983-84

INSTRUCTIONAL UNITS

REAA	ESTIMATED ADM 1983-84							INSTRUCTIONAL UNITS							Total Instr Units	
	Elem	Second	Comb Dist	Voc Ed Non-Add	Spec Ed Non-Add	Bil/Bic Non-Add	Corres	TOTAL ADM	Elem	Second	Comb Dist	Voc Ed	Spec Ed	Bil/Bic Ed		Corres
Adak	400	200	-0-	32	121	-0-	-0-	600	24	20	-0-	3	9	-0-	-0-	56
Alaska Gateway	234	181	19	39	110	20	37	471	22	26	4	5	8	3	4	72
Aleutian Region	30	15	90	6	21	2	-0-	135	3	4	21	1	2	1	-0-	32
Annette Island	176	153	-0-	28	73	21	9	338	14	17	-0-	3	5	3	3	45
Bering Strait	516	411	16	88	239	305	9	952	50	80	4	15	16	14	3	182
Chatham	97	68	106	16	54	-0-	-0-	271	9	10	23	2	4	-0-	-0-	48
Chugach	36	10	40	-0-	8	-0-	14	100	4	4	9	-0-	1	-0-	3	21
Copper River	251	250	6	28	75	2	65	572	23	28	3	3	5	1	6	69
Delta/Greely	575	390	-0-	63	255	-0-	64	1,029	36	33	-0-	5	17	-0-	6	97
Iditarod	125	118	80	30	48	15	12	335	14	24	18	4	4	2	3	69
Kuspuk	149	143	29	27	53	23	10	331	24	34	5	4	4	3	3	77
Lake & Peninsula	199	75	50	25	48	23	10	334	35	20	12	4	4	3	3	81
Lower Kuskokwim	1,227	1,176	27	185	393	1,229	-0-	2,430	100	157	8	23	27	53	-0-	368
Lower Yukon	742	650	-0-	145	183	254	-0-	1,392	64	84	-0-	17	13	12	-0-	190
Northwest Arctic	876	663	-0-	172	324	118	34	1,573	69	88	-0-	19	22	7	4	209
Pribilof	73	78	30	12	44	15	6	187	6	8	5	2	3	2	3	29
Railbelt	172	144	-0-	25	63	-0-	6	322	18	24	-0-	4	5	-0-	3	54
Southeast Island	154	61	124	13	48	-0-	99	438	22	18	29	2	4	-0-	8	83
Southwest Region	245	213	73	40	88	225	-0-	531	28	38	14	6	6	11	-0-	103
Yukon Flats	96	71	139	27	49	35	17	323	9	14	34	3	4	3	3	70
Yukon/Koyukuk	241	120	107	45	100	35	66	534	27	26	19	8	7	4	6	97
TOTALS	6,614	5,190	936	1,046	2,397	2,322	458	13,198	601	757	208	133	170	122	61	2,052

COMPARATIVE BUDGET STATISTICS FY 83 & 84

Date: March 29, 1983

School District	LOCAL EFFORT			OPERATING BUDGET			Estim* % State Found.	PROPOSED \$/ADM		% OF LOCAL SUPPORT	
	Actual 1982-3	Request 1983-4	Increase %	Actual 1982-83	Proposed 1983-84	Increase %		Local	Total	1983	1984
Anchorage	29,000,000	43,000,000	48%	166,389,832	186,153,351	12%	95%	1,173	5,079	17%	23%
Fairbanks	14,054,000	20,724,000	47	53,693,000	59,940,871	12	92	2,135	6,176	26	35
Kenai	6,866,772	9,141,083	33	36,079,553	40,843,217	13	95	1,258	5,620	19	22
Ketchikan	3,219,566	3,791,023	18	11,861,855	12,570,792	6	97	1,596	5,293	27	30
Mat-Su	6,907,249	9,710,293	41	27,455,691	32,878,053	20	95	1,577	5,340	25	30
Sitka	2,088,000	2,498,000	20	9,671,966	10,224,376	6	100	1,486	6,082	22	24
Juneau	4,394,700	5,986,434	36	20,597,200	23,072,000	12	97	1,352	5,212	21	26

* Estimated % of State Foundation Support

FAIRBANKS NORTH STAR BOROUGH BOARD OF EDUCATION

RESOLUTION

1983-84 SCHOOL FOUNDATION PROGRAM

WHEREAS, quality education must remain a top priority for allocation of state resources; and

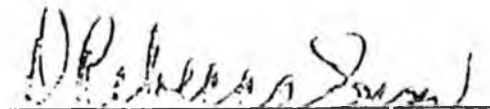
WHEREAS, school enrollments are dramatically increasing with local population growth; and

WHEREAS, communities are forced to open new schools to serve additional students; and

WHEREAS, local governments are unable to increase taxes sufficiently to absorb the costs of new schools and enrollments;

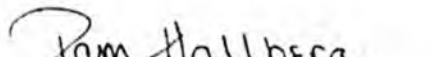
THEREFORE, BE IT RESOLVED, that the Fairbanks North Star Borough Board of Education strongly urges the legislature to appropriate the full funding under the Foundation Program for public school funding for 1983-84.

PASSED AND APPROVED THIS 17th DAY OF March, 1983.



D. Rebecca Snow
President
Board of Education

ATTEST:



Pam Hallberg
Secretary to the Board

STATE OF ALASKA
DEPARTMENT OF EDUCATION
CITY & BOROUGH SCHOOL DISTRICTS EXPENDITURES
SCHOOL OPERATING FUND
FISCAL YEAR 1982 AUDITED

School District	Regular Instruction	Voc Ed Instruction	Correspond Instruction	Spec Ed Instruct	Blk/Bic Instruct	Supp-Serv Pupils Instruction	Supp-Serv Pupils Non-Inst	Supp-Serv Instruction	General Support Service	Op & Maint of Plant	Transp	Community Services	Food Serv Fund	Pupil Activity Fund	Special Revenue Funds	Other	Total Expend	Final ADM 1981-82	Expend Per ADM	Percent of 55% Expend	
Anchorage	70,541,487	4,716,790	-0-	9,858,623	842,036	3,272,690	721,031	2,341,871	16,890,272	23,704,194	7,147,548	270,724	-0-	-0-	-0-	1,984	139,930,200	35,875*	3,900	65.49	
Arctic Slope	682,242	150,076	-0-	68,500	-0-	65,284	-0-	130,614	218,335	399,609	105,156	-0-	60,184	38,834	29,696	37,221	1,976,751	208	9,504	55.38	
Cordova	1,089,079	281,082	-0-	183,398	-0-	48,181	-0-	45,301	426,176	645,094	39,847	-0-	44,311	42,484	1,454	5,798	2,772,161	613	6,712	59.41	
Craig	570,700	70,610	46,808	34,078	-0-	35,534	-0-	71,348	354,943	244,424	43,325	458	10,020	86,089	11,045	-0-	1,503,125	171	8,710	51.80	
Dillingham	1,380,353	262,141	-0-	193,419	68,403	87,785	-0-	264,874	647,334	631,151	81,849	-0-	-0-	77,215	22,312	8,550	3,425,544	372	9,708	40.17	
Fairbanks	17,963,120	2,985,861	222,962	3,428,876	173,014	1,571,412	-0-	1,578,646	6,134,217	7,742,214	3,090,624	-0-	-0-	-0-	-0-	875,234	44,676,732	8,851	9,048	60.74	
Galena	540,425	123,782	-0-	112,509	42,392	46,493	-0-	81,623	317,547	304,044	23,056	-0-	53,273	169,904	10,190	18,019	1,842,117	135	13,645	51.44	
Haines	1,251,110	181,774	-0-	224,754	-0-	69,426	-0-	43,433	325,641	347,257	151,496	9,195	-0-	47,123	20,514	228,118	2,934,091	371	7,922	54.99	
Healy	463,110	166,721	-0-	131,293	-0-	3,975	-0-	79,841	236,845	332,414	900	-0-	36,527	43,190	2,701	33	1,497,570	225	6,656	56.42	
Hydaburg	122,737	142,794	-0-	67,953	35,560	5,219	-0-	-0-	114,044	145,107	-0-	-0-	-0-	31,225	-0-	8,578	673,664	84	7,655	55.48	
Juneau	8,319,635	769,953	58,449	877,774	137,077	1,178,794	-0-	687,980	1,928,747	2,210,477	816,076	81,125	-0-	69,347	-0-	119,312	17,242,955	3,979	4,333	69.76	
Kake	470,411	134,742	-0-	176,555	-0-	20,863	-0-	78,449	344,376	245,814	12,975	-0-	18,825	23,000	8,192	-0-	1,557,452	148	8,284	52.36	
Katmai	12,498,190	1,417,023	325,117	1,850,987	393,013	1,306,795	45,354	1,679,674	3,467,817	6,766,027	3,064,099	170,628	233,813	957,759	67,441	80,465	33,274,202	6,789	5,291	58.37	
Ketchikan	4,834,778	530,931	177,733	765,959	10,485	926,446	-0-	369,847	1,174,176	1,835,255	433,620	131,883	100,976	67,000	-0-	-0-	10,709,638	2,331	4,594	67.38	
King Cove	625,406	111,144	-0-	106,999	-0-	14,603	-0-	39,965	236,340	176,271	19,651	-0-	18,977	15,771	29,020	13,989	1,166,597	132	6,830	59.84	
Klawock	292,185	-0-	-0-	85,727	-0-	4,530	-0-	41,411	141,512	119,358	10,438	-0-	-0-	1,673	10,000	-0-	708,372	97	7,303	69.90	
Kodiak	4,417,833	749,418	138,863	730,906	136,071	392,971	122,364	863,030	1,744,817	2,799,640	290,701	-0-	21,053	215,051	-0-	17,399	11,822,240	2,026	5,835	60.24	
Mat-Su	8,554,961	986,791	227,430	1,588,403	32,392	994,957	244,059	826,440	2,947,874	4,745,640	2,086,031	-0-	-0-	11,918	-0-	1,849	23,123,657	4,835	4,783	56.27	
Nenana	637,154	196,464	-0-	141,715	-0-	22,340	-0-	49,185	185,604	339,345	97,078	-0-	12,281	12,310	8,767	187,899	1,901,476	202	9,413	57.22	
Nome	1,909,732	333,678	64,659	413,003	183,658	91,869	41,641	256,843	843,052	1,479,443	132,955	-0-	60,023	85,000	38,256	-0-	5,624,101	490	4,157	57.70	
North Slope	4,306,851	932,541	-0-	472,061	920,174	389,356	-0-	622,002	3,942,077	8,934,446	230,052	62,816	470,500	410,917	8,286	771,700	19,577,073	1,041	18,806	39.04	
Pelican	199,820	31,591	-0-	-0-	-0-	1,258	-0-	1,753	41,008	44,041	-0-	-0-	-0-	-0-	-0-	-0-	387,441	51	7,598	60.50	
Petersburg	1,120,158	158,848	-0-	207,244	-0-	75,230	-0-	78,447	375,694	440,444	70,782	-0-	18,281	44,166	38,231	34,131	2,702,123	556	4,460	60.49	
Sand Point	429,325	156,180	-0-	40,368	-0-	-0-	-0-	-0-	175,322	114,091	-0-	-0-	-0-	86,293	(1,233)	-0-	974,316	106	9,192	64.23	
Sitka	3,795,573	451,292	-0-	703,304	58,402	180,434	-0-	287,178	889,467	1,708,199	271,517	-0-	81,675	75,607	78,423	-0-	8,113,276	1,634	4,965	67.26	
Stapway	412,485	85,391	-0-	87,846	-0-	33,843	-0-	17,440	173,409	121,042	3,124	-0-	-0-	30,000	3,460	-0-	988,440	190	8,702	64.49	
St. Mary's	235,742	144,212	-0-	133,057	92,607	-0-	-0-	46,633	277,327	219,004	-0-	-0-	45,823	855	370	17,068	1,242,607	90	13,918	54.26	
Unalaska	609,941	126,325	-0-	121,979	25,735	8,446	-0-	70,912	245,635	247,200	111,547	61,420	42,367	61,506	-0-	93,671	1,875,644	177	10,597	51.34	
Valdez	2,061,909	320,291	-0-	757,287	-0-	96,786	-0-	474,225	725,646	1,352,275	324,944	-0-	13,679	145,057	484,589	17,559	6,913,657	830	8,330	53.60	
Wrangell	1,141,800	178,081	-0-	146,212	-0-	88,551	-0-	56,561	247,521	371,744	77,720	-0-	-0-	45,000	3,500	22,952	2,360,646	485	4,867	47.45	
Yakutat	450,388	85,278	-0-	100,046	-0-	-0-	-0-	18,667	210,443	310,201	35,089	-0-	30,233	34,782	13,483	-0-	1,288,670	152	8,478	50.78	
TOTALS	161,935,440	16,262,259	1,253,249	23,798,378	3,212,760	10,405,416	1,229,491	10,889,879	48,634,014	63,341,544	18,773,220	767,949	1,699,621	2,936,039	889,568	2,230,678	354,804,998	72,740	4,474	61.23	
Anchorage on Base included above.																		2,548*			
Fairbanks on Base	8,252,718	189,837	-0-	1,217,459	60,849	412,162	-0-	444,942	847,747	1,449,491	387,419	-0-	-0-	-0-	-0-	1,261,868	11,775,560	2,157	-0-	-0-	

CITY AND BOROUGH SCHOOL DISTRICTS
FOOD SERVICE, PUPIL ACTIVITY & SPECIAL REVENUE FUNDS
FISCAL YEAR 1982 AUDITED

School District	Food Service Fund						Pupil Activity Fund			Special Revenue Funds			
	School District Subsidy	Food Service Sales	Federal Reimbursement	Salaries and Benefits	Food and Milk	Other Expense	School District Subsidy	Generated Revenue	Total Expenditure	School District Subsidy	State Grants	Federal Grants	Local Revenue
Anchorage-	-0-	3,057,052	2,033,169	2,666,830	2,273,300	458,068	-0-	1,829,565	1,733,713	-0-	1,498,721	3,384,713	37,484
Bristol Bay	60,184	13,195	6,292	53,138	18,502	7,231	36,834	47,769	95,667	29,696	56,147	47,312	252
Cordova	44,311	26,341	17,257	68,594	11,733	7,582	42,486	29,368	69,898	1,404	45,898	50,725	250
Craig	10,020	10,594	12,720	21,154	10,812	1,368	56,089	4,839	60,240	-0-	12,602	(1,537)	-0-
Dillingham	-0-	2,921	1,214	-0-	4,453	103	77,215	58,825	138,557	22,312	262,606	254,823	18,234
Fairbanks	49,239	425,534	194,170	240,009	403,046	25,888	-0-	481,504	471,991	246,214	632,512	1,160,450	120,702
Galena	53,273	11,300	11,011	38,415	34,187	2,982	169,904	11,637	60,780	10,190	11,583	56,267	12,188
Haines	-0-	-0-	-0-	-0-	-0-	-0-	47,123	48,363	104,634	20,514	31,273	46,548	29,661
Hoonah	36,527	7,794	60,655	63,247	38,505	3,224	43,190	39,275	81,777	2,701	20,161	199,402	-0-
Hydaburg	-0-	-0-	-0-	-0-	-0-	-0-	31,225	35,012	62,787	-0-	-0-	135,595	-0-
Juneau	-0-	15,511	7,379	-0-	15,386	-0-	69,347	380,420	469,890	-0-	416,617	666,601	4,518
Kake	18,825	3,556	35,761	27,888	28,535	1,719	23,000	-0-	13,950	8,392	30,679	149,038	-0-
Kenai	233,813	520,580	359,974	563,996	431,944	118,427	957,759	607,715	1,582,914	67,441	555,366	794,820	26,385
Ketchikan	100,976	87,151	113,311	128,156	142,304	39,250	67,000	385,129	440,955	-0-	13,797	492,938	-0-
King Cove	16,977	4,765	6,658	9,623	15,805	2,972	15,779	7,706	21,257	29,020	20,000	87,180	-0-
Klawock	-0-	-0-	-0-	-0-	-0-	-0-	2,673	2,233	4,906	10,000	20,240	77,392	-0-
Kodiak	21,053	84,973	113,106	91,732	99,361	28,039	215,054	181,851	397,696	-0-	114,145	443,711	-0-
Mat-Su	-0-	402,476	252,030	261,467	322,615	64,672	51,918	431,143	455,493	-0-	453,581	805,348	296,107
Kenai	12,281	7,482	1,382	2,172	9,676	9,298	12,370	53,076	69,513	8,767	20,631	269,886	55,242
Nome	60,023	22,575	76,441	70,179	87,170	1,690	85,000	101,281	168,748	38,256	97,956	675,115	3,566
North Slope	670,500	20,818	142,298	525,932	372,033	45,621	410,807	117,145	639,754	8,786	82,583	1,185,703	-0-
Pelican	-0-	-0-	-0-	-0-	-0-	-0-	-0-	2,586	11,885	-0-	44,115	582	-0-
Petersburg	18,281	9,337	7,624	15,817	18,809	616	44,166	34,627	75,884	38,232	33,198	101,313	11,658
Sand Point	-0-	-0-	-0-	-0-	-0-	-0-	56,293	23,324	89,786	(1,233)	62,651	97,932	2,570
Sitka	86,625	125,000	64,951	131,113	133,167	12,684	75,607	296,686	348,567	78,423	100,740	314,815	59,385
Skagway	-0-	-0-	-0-	-0-	-0-	-0-	30,000	60,747	99,339	2,658	20,369	28,844	4,077
St. Mary's	45,823	-0-	29,475	46,620	27,542	3,136	855	4,634	5,489	370	44,814	123,116	9,461
Unalaska	53,638	11,085	36,384	22,532	33,528	45,647	68,506	6,758	75,264	-0-	15,609	29,837	-0-
Valdez	137,529	72,234	38,848	138,592	81,546	21,913	165,057	21,106	187,842	484,589	163,864	29,706	-0-
Wrangell	-0-	-0-	-0-	-0-	-0-	-0-	45,000	76,624	123,645	3,500	18,492	120,949	1,724
Yakutat	30,233	9,825	32,220	24,103	43,115	5,060	34,782	18,565	50,349	13,483	20,000	82,305	4,869
TOTALS	1,760,131	4,951,087	3,654,320	5,210,125	4,657,074	907,190	2,935,039	5,399,513	8,213,170	1,123,715	4,920,850	11,968,429	698,333

CITY AND BOROUGH SCHOOL DISTRICTS
SCHOOL OPERATING FUND BALANCES
FISCAL YEAR 1982 AUDITED

School District	Fiscal Year 1981					Fiscal Year 1982				
	Reserved for Encumbrs	Reserved Other	Designated for School Year Expend	Undesignated	Total FY 81 Op Fund Balance	Reserved for Encumbrs	Reserved Other	Designated for School Year Expend	Undesignated	Total FY 82 Op Fund Balance
Anchorage	1,336,031	-0-	2,884,161	3,313,988	7,534,180	2,219,053	-0-	5,583,988	383,256	8,186,297
Bristol Bay	21,502	-0-	73,477	122,760	217,739	-0-	821	250,000	79,268	330,089
Cordova	-0-	2,706	-0-	128,570	131,276	7,851	-0-	129,232	78,470	215,553
Craig	-0-	-0-	-0-	(9,237)	(9,237)	-0-	-0-	-0-	(168,036)	(168,036)
Dillingham	24,926	24,083	120,678	285,194	454,881	24,926	23,029	-0-	412,996	460,951
Fairbanks	284,723	-0-	-0-	-0-	284,723	425,776	-0-	-0-	-0-	425,776
Galena	-0-	178,448	-0-	471,375	649,823	-0-	478,305	-0-	148,399	626,704
Haines	-0-	200,000	274,994	350,832	825,826	37,240	-0-	270,307	327,070	634,617
Hoonah	-0-	-0-	-0-	75,963	75,963	-0-	-0-	-0-	(19,290)	(19,290)
Hydaburg	-0-	-0-	-0-	36,423	36,423	-0-	-0-	-0-	121,624	121,624
Juneau	-0-	-0-	-0-	(170,661)	(170,661)	-0-	-0-	-0-	(502,222)	(502,222)
Kake	-0-	-0-	-0-	74,068	74,068	-0-	-0-	-0-	24,727	24,727
Kenai	-0-	-0-	1,394,770	-0-	1,394,770	-0-	-0-	302,208	-0-	302,208
Ketchikan	128,971	255,989	-0-	109,631	494,591	63,423	109,631	24,563	-0-	197,617
King Cove	-0-	-0-	188,526	519,793	708,319	-0-	-0-	488,526	370,802	859,328
Klawock	-0-	-0-	-0-	196,993	196,993	-0-	-0-	-0-	297,003	297,003
Kodiak	39,063	-0-	-0-	-0-	39,063	84,822	-0-	-0-	-0-	84,822
Mat-Su	-0-	700	-0-	-0-	700	-0-	700	-0-	-0-	700
Nenana	7,928	40,000	66,206	209,006	323,440	10,233	-0-	148,336	-0-	158,569
Nome	25,686	-0-	295,502	(3,706)	317,482	115,108	22,288	295,502	7,361	440,259
North Slope	-0-	66,500	-0-	(175,545)	(109,045)	-0-	446,398	-0-	-0-	446,398
Pelican	-0-	-0-	-0-	30,566	30,566	-0-	-0-	-0-	40,898	40,898
Petersburg	-0-	-0-	-0-	(103,910)	(103,910)	-0-	-0-	-0-	(170,387)	(170,387)
Sand Point	-0-	2,861	-0-	(13,227)	(10,366)	-0-	-0-	-0-	54,168	54,168
Sitka	-0-	11,933	-0-	286,163	298,096	-0-	6,042	-0-	445,381	451,423
Skagway	12,671	-0-	107,085	-0-	119,756	-0-	-0-	133,000	13,618	146,618
St. Mary's	-0-	163,541	-0-	110,792	274,333	-0-	153,400	500,000	61,243	714,643
Unalaska	8,517	16,181	100,000	201,013	325,711	670	6,533	132,054	185,457	324,714
Valdez	-0-	757,072	590,530	460,619	1,808,221	-0-	828,388	1,051,149	430,233	2,309,770
Wrangell	13,985	18,269	68,000	22,952	123,206	-0-	12,280	68,000	59,938	140,218
Yakutat	-0-	2,876	-0-	1,216	4,092	-0-	1,727	-0-	(56,416)	(54,689)
TOTALS	1,904,003	1,741,159	6,163,929	6,531,931	16,341,022	2,989,102	2,089,542	9,376,865	2,625,561	17,081,070

RURAL EDUCATION ATTENDANCE AREAS REVENUE
SCHOOL OPERATING FUND
FISCAL YEAR 1982 AUDITED

REAA	Earnings on Investm'ts	Other Local Revenue	Regular Foundatn	Voc Ed Foundatn	Spec Ed Foundatn	Correspd Foundatn	Bl/Blc Foundatn	Supplmtl Equaliztn Aid	State Transp	Other State Revenue	Federal PL 874	Other Federal Revenue	Total Revenue	Final ADH 1981-82	Revenue Per ADH
Adak	280,284	4,600	2,431,164	162,079	216,104	-0-	-0-	795,374	112,786	-0-	204,388	-0-	4,206,779	594	7,082
Alaska Gateway	159,858	5,360	2,500,634	231,540	231,540	185,232	138,924	527,601	244,518	-0-	81,328	-0-	4,301,535	478	8,999
Aleutian Region	8,200	63,344	1,505,010	57,885	115,770	-0-	57,885	151,177	-0-	-0-	41,104	-0-	2,000,383	114	17,547
Annette Island	142,567	979	1,324,422	170,402	160,536	-0-	-0-	338,488	9,033	-0-	165,818	-0-	2,262,245	351	6,445
Bering Strait	147,629	115,928	5,502,980	777,595	358,890	179,445	418,705	616,266	36,373	-0-	205,705	77,827	8,437,343	583	14,472
Chatham	111,241	80,138	1,208,633	83,354	83,354	125,031	-0-	184,741	-0-	-0-	189,384	4,021	2,069,897	207	9,999
Chugach	23,544	2,808	602,720	-0-	-0-	-0-	-0-	58,806	-0-	-0-	4,458	-0-	692,336	75	9,231
Copper River	140,016	21,826	2,546,940	185,232	231,540	277,848	46,308	650,200	425,624	708	64,913	-0-	4,591,155	555	8,272
Delta/Greely	156,451	3,758	2,782,054	105,232	509,388	277,848	-0-	934,246	384,589	-0-	139,928	12,710	5,306,204	887	6,072
Iditarod	127,971	27,090	3,110,380	219,260	119,630	179,445	119,630	444,285	-0-	2,096	105,265	20,676	4,409,628	313	14,344
Kuspuk	81,472	23,874	3,087,975	239,260	119,630	179,445	179,445	503,045	20,861	-0-	127,013	-0-	5,362,020	330	16,248
Lake & Peninsula	95,698	10,552	4,007,605	239,260	179,445	179,445	179,445	470,088	36,647	-0-	151,152	-0-	5,549,329	325	17,075
Lower Kuskokwim	632,578	23,166	12,381,705	1,734,635	1,076,670	-0-	2,153,340	2,558,220	140,793	-0-	635,366	-0-	21,336,473	1,856	11,496
Lower Yukon	434,447	1,147,552	8,100,027	706,365	423,739	-0-	518,001	1,625,222	-0-	-0-	518,095	43,702	13,517,230	1,190	11,359
Northwest Arctic	910,949	681,277	7,568,751	796,711	547,739	199,178	348,561	2,035,111	-0-	-0-	1,898,236	-0-	14,986,513	1,478	10,140
Pribilof	148,108	8,513	1,041,930	57,085	173,655	-0-	115,770	227,459	-0-	-0-	76,070	-0-	1,049,390	172	10,752
Railbelt	128,499	5,365	1,041,930	175,183	131,388	131,388	-0-	363,934	220,207	-0-	133,144	-0-	3,172,329	335	9,470
Southeast Island	156,517	10,931	3,001,744	83,354	166,708	333,416	-0-	412,422	15,671	-0-	82,780	-0-	4,262,543	420	10,149
Southwest Region	552,638	67,319	4,541,910	299,075	299,075	-0-	717,780	643,496	3,398	18,523	167,361	28,586	7,343,191	484	15,172
Yukon Flats	64,703	14,126	3,289,825	179,445	179,445	179,445	179,445	408,455	20,976	13,466	105,902	-0-	4,635,233	314	14,762
Yukon/Koyukuk	114,068	5,776	4,126,235	573,088	286,544	401,162	171,926	844,141	-0-	-0-	188,582	-0-	6,711,522	567	11,837
TOTALS	4,611,346	2,324,282	77,348,895	7,126,840	5,610,790	2,028,328	5,345,165	14,787,769	1,671,476	34,793	5,205,992	187,602	127,163,278	11,628	10,936

RURAL EDUCATION ATTENDANCE AREA EXPENDITURE
SCHOOL OPERATING FUND
FISCAL YEAR 1982 AUDITED

AREA	Regular Instruct	Yoc Ed Instruct	Carresp Instruct	Spec Ed Instruct	Blk/Blc Instruct	Supp Serv Pupil's Instruct	Supp Serv Public Non Inst	Support Services Instruct	General Support Services	Operation & Maintenance of Plant	Pupil Transp	Community Services	Food Service Fund	Pupil Activity Fund	Special Revenue Funds	Other	Total Expend	Final 1981-82	Expend ADM	Percent of Expenditure
AREA																				
MAK	1,459,010	165,853	-0-	205,044	-0-	84,313	-0-	75,197	688,374	378,239	116,151	-0-	11,875	70,487	802	\$76,036	4,011,403	594	6,753	54.04
Alaska Gateway	1,303,599	224,160	102,332	171,113	104,769	31,452	-0-	342,184	711,469	745,445	232,033	-0-	-0-	73,765	-0-	-0-	4,172,341	478	8,729	57.27
Arctic Region	625,376	13,040	-0-	-0-	34,766	88,569	-0-	146,483	816,464	357,244	38,438	-0-	-0-	478	2,009	(42,704)	1,897,282	114	16,549	50.54
Arctic Island	226,246	132,558	-0-	143,709	-0-	42,178	-0-	40,545	300,454	472,531	36,333	-0-	50,743	135,000	13,747	-0-	2,295,085	331	6,413	56.20
Arctic Strait	1,689,695	497,100	94,744	356,878	285,302	135,933	-0-	678,397	1,003,014	2,834,868	36,333	-0-	151,852	61,392	83,904	-0-	8,192,935	583	14,053	44.41
Bethel	688,195	102,001	26,930	62,378	-0-	24,504	-0-	74,356	700,029	303,340	-0-	-0-	22,032	35,118	-0-	236,940	707	8,670	57.57	
Chugach	331,496	80	-0-	25,306	-0-	65	-0-	141,122	141,122	84,932	-0-	10,818	-0-	3,824	-0-	47,070	725,272	75	9,670	53.26
Upper River	1,372,919	227,294	132,451	135,425	47,567	63,204	-0-	797,561	250,411	899,389	427,008	20,239	87,916	23,309	6,164	20,548	4,287,666	555	7,714	57.24
Delta/Greely	1,380,700	296,626	219,621	368,006	-0-	89,946	-0-	283,252	645,400	1,094,248	384,589	-0-	28,359	20,082	14,822	10,695	5,570,907	887	6,781	58.50
Iditarod	1,417,165	189,423	114,561	174,918	124,315	89,513	-0-	477,316	778,652	1,001,485	-0-	22,197	115,581	20,082	1,232	-0-	4,615,409	310	13,748	56.50
Kuskokwim	1,835,382	430,017	153,646	172,167	137,304	-0-	-0-	35,651	448,861	1,056,810	47,840	-0-	285,417	130,908	274	64,960	5,578,835	325	17,164	54.52
Lake & Peninsula	1,978,795	240,784	96,121	160,275	125,452	36,969	-0-	203,884	2,216,784	1,348,256	36,294	-0-	289,395	405,797	7,542	842,173	7,178,632	1,071	11,923	60.44
Lower Kuskokwim	5,480,657	1,579,919	-0-	1,016,270	1,108,362	385,944	-0-	1,241,655	970,164	2,479,795	156,827	-0-	148,664	63,300	-0-	1,787,071	11,842,032	1,400	8,941	64.51
Lower Yukon	3,580,121	719,889	-0-	431,643	277,262	71,531	-0-	1,363,287	2,379,400	3,210,931	-0-	-0-	274,042	-0-	20,944	9,711	15,176,413	1,478	10,248	63.91
Northwest Arctic	5,166,531	990,635	104,488	429,407	311,466	114,083	-0-	842,982	7,440,334	2,710,931	-0-	-0-	-0-	38,421	7,078	20,741	1,996,469	172	11,410	61.24
Prudhoe	747,559	110,712	-0-	157,015	37,003	41,335	-0-	175,444	426,484	633,091	216,034	-0-	-0-	73,799	794	-0-	3,207,497	335	4,368	56.24
Balliell	1,106,262	228,705	104,789	144,466	-0-	41,335	-0-	175,104	360,158	809,209	70,128	-0-	-0-	-0-	-0-	5,459	4,050,545	470	9,444	64.25
Southeast Island	1,964,659	68,763	330,793	260,166	-0-	181,490	-0-	181,490	484,188	1,250,615	4,157	-0-	109,671	96,314	3,405	430,878	6,589,844	484	13,615	56.50
Southeast Region	1,733,121	283,766	-0-	256,151	406,133	153,201	-0-	417,172	654,188	1,250,615	66,174	-0-	62,551	15,539	4,771	-0-	4,503,263	57	14,469	52.81
Totem Flats	5,435,634	203,835	65,635	257,644	180,058	45,207	-0-	711,872	652,401	1,232,485	66,174	128,436	-0-	-0-	-0-	31,957	6,803,488	567	12,141	59.64
Totem/Anchorage	2,429,611	543,125	348,749	293,870	323,868	9,270	-0-	162,599	618,632	2,028,740	-0-	-0-	31,645	-0-	-0-	64,922	8,803,488	567	12,141	59.64
TOTAL	38,707,793	7,265,293	1,901,806	5,463,851	3,582,309	1,387,039	-0-	6,836,166	17,850,937	29,338,950	1,842,954	182,228	2,017,509	1,197,011	204,307	3,610,850	123,658,705	11,624	10,657	54.99

RURAL EDUCATION ATTENDANCE AREAS
FOOD SERVICE PUPIL ACTIVITY AND SPECIAL REVENUE FUNDS
FISCAL YEAR 1982 AUDITED

REAA	Food Service Fund						Pupil Activity Fund			Special Revenue Fund			
	School Dist. Subsidy	Food Service Sales	Federal Reimbrsmt	Salaries and Benefits	Food and Milk	Other Expens	School Dist. Subsidy	Generated Revenue	Total Expend	School Dist. Subsidy	State Grants	Federal Grants	Local Revenue
Adak	11,875	50,910	48,701	59,554	47,093	5,839	70,467	98,342	171,748	802	37,904	75,316	-0-
Alaska Gateway	-0-	-0-	-0-	-0-	-0-	-0-	73,765	79,168	148,309	-0-	42,879	291,094	-0-
Aleutian Region	-0-	-0-	-0-	-0-	-0-	-0-	476	465	156	2,009	-0-	107,747	3,216
Annette Island	50,743	10,310	30,762	57,123	26,517	8,175	135,000	44,046	166,480	15,747	18,935	222,471	26,015
Bering Strait	154,852	11,027	206,133	273,699	145,779	1,288	61,392	-0-	87,228	53,904	81,900	609,661	-0-
Chatham	22,023	463	21,042	21,733	14,719	4,076	35,118	38,100	70,442	-0-	80,617	201,919	720
Chugach	1,292	-0-	-0-	712	580	-0-	3,824	-0-	3,824	-0-	-0-	-0-	-0-
Copper River	-0-	-0-	-0-	-0-	-0-	-0-	-0-	106,338	107,960	33,044	37,831	184,735	-0-
Delta/Greely	67,916	65,373	56,303	55,969	80,782	12,841	73,309	50,896	122,154	6,164	144,881	200,889	600
Iditarod	28,359	2,249	32,618	34,565	27,530	1,131	20,082	-0-	20,082	14,422	56,265	392,507	-0-
Kuspuk	115,581	8,609	77,438	114,784	81,554	5,290	-0-	10,440	6,557	1,252	59,405	234,843	-0-
Lake & Peninsula	205,417	15,240	38,765	132,024	75,992	51,406	130,908	1,983	132,891	224	6,818	248,782	-0-
Lower Kuskokwim	729,395	76,369	410,013	618,493	414,214	183,070	405,297	265,146	670,443	7,542	149,797	1,717,921	7,000
Lower Yukon	148,864	267	368,017	365,007	211,008	29,082	63,300	48,932	125,265	-0-	5,350	1,114,709	-0-
Northwest Arctic	274,082	52,055	285,700	386,515	220,809	4,513	-0-	-0-	-0-	20,994	1,840,961	1,428,891	26,987
Pribilof	-0-	-0-	-0-	-0-	-0-	-0-	38,421	10,399	51,256	7,076	55,560	78,729	-0-
Pitbellet	-0-	-0-	-0-	-0-	-0-	-0-	73,799	76,986	163,066	794	-0-	39,701	-0-
Southeast Island	-0-	-0-	-0-	-0-	-0-	-0-	-0-	-0-	-0-	-0-	26,199	42,790	-0-
Southwest Region	109,671	12,893	88,371	137,816	43,153	33,866	96,314	61,886	166,892	3,405	88,948	472,641	-0-
Yukon Flats	62,594	9,202	57,059	81,674	42,969	4,212	15,539	13,008	24,299	4,771	73,727	360,441	2,823
Yukon/Koyukuk	34,845	2,486	27,871	21,261	43,941	-0-	-0-	79,323	78,230	31,957	189,779	493,850	-0-
TOTALS	2,017,509	317,453	1,748,793	2,402,929	1,476,640	344,789	1,297,011	985,458	2,317,282	204,107	2,997,756	8,519,537	67,361

RURAL EDUCATION ATTENDANCE AREAS
OPERATING FUND BALANCES
FISCAL YEAR 1982 AUDITED

REAA	Fiscal Year 81					Fiscal Year 82				
	Reserved for Encumbrncs	Reserved Other	Designated for School Year Expend	NonDesignatd	Total FY 81 Operatg Fund Balance	Reserved for Encumbrncs	Reserved Other	Designated for School Year Expend	UnDesignatd	Total FY 82 Operatg Fund Balance
Adak	45,826	-0-	82,470	588,566	716,862	31,900	-0-	779,195	101,143	912,238
Alaska Gateway	-0-	-0-	110,613	297,331	407,944	-0-	-0-	110,613	426,525	537,138
Aleutian Region	-0-	148,891	-0-	(2,436)	146,455	-0-	154,704	-0-	99,852	254,556
Annette Island	-0-	-0-	-0-	221,092	221,092	-0-	-0-	-0-	197,252	197,252
Bering Strait	-0-	-0-	-0-	384,175	384,175	-0-	-0-	-0-	628,563	628,563
Chatham	-0-	40,761	-0-	532,559	573,320	-0-	150,426	-0-	727,004	877,430
Chugach	-0-	200,000	-0-	85,534	285,534	-0-	-0-	200,000	52,598	252,598
Copper River	68,123	-0-	101,144	17,549	186,816	27,432	38,520	101,144	328,209	495,305
Delta/Greely	-0-	-0-	40,000	199,193	239,193	-0-	-0-	40,000	14,490	54,490
Iditarod	16,092	260,837	-0-	376,413	653,342	162,354	-0-	260,000	405,633	827,987
Kuspuk	-0-	110,203	-0-	(34,662)	75,541	58,049	362,834	-0-	371,269	792,152
Lake & Peninsula	-0-	369,162	325,000	(111,300)	582,862	-0-	419,646	125,000	8,610	553,256
Lower Kuskokwim	-0-	1,432,517	1,945,504	492,727	3,870,748	-0-	1,099,824	-0-	1,978,770	3,078,594
Lower Yukon	-0-	-0-	456,975	850,572	1,307,547	25,073	1,332,683	-0-	1,625,049	2,982,745
Northwest Arctic	-0-	-0-	2,223,306	40,044	2,263,350	209,677	108,242	1,755,529	-0-	2,073,448
Pribilof	-0-	-0-	-0-	599,009	599,009	-0-	275,000	-0-	176,430	451,430
Railbelt	2,408	219,757	197,685	8,584	428,434	89,052	208,154	101,060	-0-	398,266
Southeast Island	113,947	101,441	200,000	50,975	466,363	112,735	30,668	500,000	34,958	678,361
Southwest Region	636,874	605,800	-0-	1,016,229	2,258,903	750,846	482,587	-0-	1,778,817	3,012,250
Yukon Flats	29,656	-0-	-0-	106,276	135,932	154,046	-0-	-0-	73,856	227,902
Yukon/Koyukuk	213,023	269,948	203,935	88,943	775,849	322,097	-0-	150,000	125,786	597,883
TOTALS	1,125,949	3,759,317	5,886,632	5,807,373	16,579,271	1,943,201	4,663,288	4,122,541	9,154,814	19,883,844

(Corrected)

A M E N D M E N T by Ferguson

SB 176

DELETE Page 1, lines 14 through 27

Insert: There is created a high level steering committee consisting of eleven members with representatives from the state Board of Education, Department of Education, the Office of Management and Budget, the Department of Transportation and Public Facilities, the Department of Community and Regional Affairs, two members of the public, two members from the House of Representatives appointed by the Speaker and two members from the Senate appointed by the President.

STATE OF ALASKA

AUDIT DIVISION
POUCH W—ALASKA OFFICE BUILDING

THE LEGISLATURE

BUDGET AND AUDIT COMMITTEE

JUNEAU, ALASKA 99811

January 7, 1983

SUMMARY OF: A Report on the Department of Education,
Public School Foundation Program, For the
Fiscal Year Ended June 30, 1981.

PURPOSE OF THE REPORT

In accordance with the provisions of Title 24 of the Alaska Statutes, an examination of the Department of Education's Public School Foundation Program was conducted to determine:

1. If the financial statements appearing in the Annual Financial Report for the 1981 Fiscal Year are fairly presented.
2. If the Department of Education and local school districts have complied with applicable State statutes and regulations.
3. If claims for Foundation Program support were properly documented and prepared by eleven school districts.

FINANCIAL STATEMENTS

In our opinion, because of a revenue overstatement in the amount of \$183,800, the Statement of Revenues - Budget and Actual is not fairly presented. In our opinion, the Statement of Expenditures and Encumbrances Compared with Appropriations for Operating Programs is fairly presented.

FINDINGS AND RECOMMENDATIONS

1. The Department of Education should recover a total of \$1,759,392 in Fiscal Year 1981 Foundation Program overpayments from ten school districts.

Our review of the Foundation Program included eleven school districts comprising approximately 62 percent of the total Fiscal Year 1981 Program disbursements.

*good data for questioning involvement of Sch. Bds. &
Superintendents on Funding Policy Council set
up under SB 176*

As a result of our review, we have questioned forty-two (42) instructional units representing \$1,759,392 in Foundation Program payments.

Inadequate record keeping systems and violations of DOE regulations and guidelines were the causes of questioned instructional units during our review. Implementation of Recommendations No. 2 through No. 4 should reduce future repayment of Foundation Program funds.

2. The Department of Education should immediately initiate a comprehensive review of the Lower Kuskokwim School District's bilingual/bicultural and vocational education programs.

Until major improvements are made in the District's documentation and record retention, we have serious reservations as to the validity of present and future claims for Foundation Program funding of these programs.

3. The Department of Education should establish written policies and procedures on the treatment of vocational education under the Foundation Program.

With the exception of a two-page instruction sheet which accompanies the Foundation report, there are no written policies and procedures on the treatment of vocational education under the Foundation Program.

4. The Department of Education should reemphasize the need for districts to maintain adequate record keeping systems.

Inadequate documentation and record retention were the major causes of questioned instructional units during our review. We recommend DOE reemphasize the above record keeping needs to reduce future repayments of Foundation funds due to unsupported district claims of student enrollment.



Official Business

Alaska State Legislature

Senate

Office of the President

Pouch V
State Capitol
Juneau, Alaska 99811

RECEIVED

MAR 24 1983

Josephson,

MEMORANDUM

DATE: March 22, 1983

TO: Senator Joe Josephson
Chairperson, H.E.S.S. Committee

FROM: Senator Jay Kerttula
Senate President

RE: Amendment to SB 176.

I would suggest that Sections 2 and 3 of SB 176 be deleted and the Senate Advisory Council do the research called for by the Foundation Funding Policy Council. Enclosed is a copy of a memo to Pete Jeans directing him to do so. This deletion would save the costs of this committee.



Official Business

Alaska State Legislature

Senate

Office of the President

Pouch V
State Capitol
Juneau, Alaska 99811

MEMORANDUM

Date: March 21, 1983

To: Pete Jeans,
Director, Senate Advisory Council

From: Senator Jay Kerttula,
Senate President

Re: School Foundation Program

Please take the necessary action to do a study of the School Foundation program. I would like to have the study concentrate on two areas. Please look into ways of changing the funding program to assure the appropriation of a reasonable and affordable percentage of the State's Revenue into elementary and secondary education as well as the distribution of funds between school districts.

I would like the recommendations for change by December 1, 1983, so they can be drafted as legislation and prefiled before the Legislature convenes next year. I would like the person looking into these matters to contact the Association of Alaskan School Boards, the Association of School Administrators, and the National Education Association, and incorporate any relevant concerns of theirs into this report. He/She should also look into the concerns of the two classes of school districts, the REAA districts, and the City and Borough districts.

BILL ANALYSIS - SB 176 - SCHOOL FOUNDATION FORMULA

- SECTION 1 Findings and intent to provide alternative mechanism for funding public schools.
- SECTION 2 Establishes the Foundation Funding Policy Council and lists the five members to be appointed by the Speaker of the House and the President of the Senate. Other members are the Chairs of the House and Senate HESS Committees.
- SECTION 3 Policy Council is to report to the Governor and the Legislature by February 1, 1984.
- SECTION 4 Suspends operation of statutes citing facets of the Foundation Formula from July 1, 1983 until June 30, 1984, retaining the hold-harmless clause AS 14.17.031(d) which states that if the ADM decreases by 10%, the previous year's ADM figures are used to calculate instructional units.
- 14.17.021(a) Basic state aid= instructional units X Unit allotment.
- 14.17.022 Centralized Correspondence funding.
- 14.17.023 Supplemental Equalization Aid which adjusts allotments with respect to local tax contributions.
- 14.17.031(a) Instructional Units - adjusts numbers
(b) of IU by district in relation to
(c) program components.
(e)
- 14.17.041 Table of allowable Instructional units.
- 14.17.051 Instructional Unit Allotment - dollar amount provided for each IU
- 14.17.056 Defines base unit value at \$42,450
- 14.17.082 Fund Balance, audited yearly by LB&A
- SECTION 5 Lists the amount of funding per student by school district to be funded during the period of suspension for state aid and correspondence study.
- SECTION 6 Mandates school districts to provide services as required by state and federal law to students in bilingual and vocational education.
- SECTION 7 Effective Date.

Introduced: 3/11/83
Referred: Health, Education and
Social Services and
Finance

1 IN THE SENATE

BY SACKETT

2

SENATE BILL NO. 176

3

IN THE LEGISLATURE OF THE STATE OF ALASKA

4

THIRTEENTH LEGISLATURE - FIRST SESSION

5

A BILL

6 For an Act entitled: "An Act relating to state support for education; and
7 providing for an effective date."

8 BE IT ENACTED BY THE LEGISLATURE OF THE STATE OF ALASKA:

9 * Section 1. FINDINGS. The legislature finds that the present system
10 of providing assistance to school systems should be studied for
11 modification and improvement. The legislature further finds that during
12 the period of study an alternative mechanism to the existing foundation
13 support system is desirable.

14 * Sec. 2. There is created the Foundation Funding Policy Council to
15 study alternatives to the existing foundation support system. The Founda-
16 tion Funding Policy Council consists of seven persons: the chairperson of
17 the Senate Health, Education, and Social Services Committee, the chairper-
18 son of the House Health, Education, and Social Services Committee, and the
19 following persons to be appointed jointly by the Speaker of the House and
20 the President of the Senate: the executive director of the Alaska School
21 Board Association, an education analyst from the Office of Management and
22 Budget, a fiscal analyst from the Department of Education, the president of
23 the state board of education, and the executive director of the Alaska
24 Council of School Administrators.

25 * Sec. 3. The Foundation Funding Policy Council shall report its find-
26 ings and recommendations to the governor and to the legislature no later
27 than February 1, 1984.

28 * Sec. 4. The operation of AS 14.17.021(a), 14.17.022, 14.17.023,
29 14.17.031(a), (b), (c), and (e), 14.17.041, 14.17.051, 14.17.056, and

14.17.160 - 14.17.180 - 14.17.225 (B) 14.17.170
(1/2 June payment.)

1 14.17.082 is suspended from July 1, 1983, through June 30, 1984. During
2 the period of suspension, the provisions of AS 14.17.031(d) remain in
3 effect except that the number of students in average daily membership in
4 each school district shall be used instead of instructional units to cal-
5 culate reductions in state aid. During the period of suspension, funding
6 for the basic state aid and supplemental equalization aid that otherwise
7 would have been provided under the provisions of AS 14.17.021(a), 14.17.-
8 022, and 14.17.023 shall be provided to school districts and for central-
9 ized correspondence study in accordance with the provisions of sec. 5 of
10 this Act.

11 * Sec. 5. For fiscal year 1984 the amount of state aid for each school
12 district and for centralized correspondence study is the following amount
13 for each pupil in average daily membership less any aid overpaid as
14 determined by the commissioner of education under AS 14.17.180:

15	Anchorage School District	\$ 3,310
16	Fristol Bay Borough School District	9,732
17	Cordova City School District	5,029
18	Craig City School District	6,734
19	Dillingham City School District	8,673
20	Fairbanks North Star Borough School District	3,688
21	Galena City School District	9,995
22	Haines Borough School District	6,345
23	Hoonah City School District	6,224
24	Hydaburg City School District	9,163
25	City and Borough of Juneau School District	3,622
26	Kake City School District	7,109
27	Kenai Peninsula Borough School District	3,900
28	Ketchikan Gateway Borough School District	3,399
29	King Cove City School District	9,376

1	Klawock City School District	7,417	
2	Kodiak Island School District	5,488	
3	Matanuska-Susitna Borough School District	3,504	
4	Nenana City School District	10,507	
5	Nome City School District	7,165	
6	North Slope Borough School District	9,202	
7	Pelican City School District	12,438	
8	Petersburg City School District	4,049	
9	Sand Point City School District	8,283	
10	Sitka Borough School District	3,711	
11	Skagway City School District	5,379	
12	St. Mary's City School District	14,946	
13	Tanana School District	13,361	
14	Unalaska City School District	8,210	
15	Valdez City School District	4,786	
16	Wrangell City School District	4,726	
17	Yakutat City School District	7,749	
18	Adak Regional School District	5,483	1.43
19	Alaska Gateway School District	8,066	8639
20	Aleutian Chain School District	15,606	16,674
21	Annette Island School District	4,914	6570
22	Bering Straits School District	11,445	12,197
23	Chatham School District	7,943	8682
24	Chugach School District	11,354	11,758
25	Copper River School District	6,849	7178
26	Delta School District	5,453	5915
27	Iditarod Area School District	13,894	1447
28	Kuspuk School District	15,059	16376
29	Lake and Peninsula School District	14,140	15476

1	Lower Kuskokwim School District	10,171	11033
2	Lower Yukon School District	8,614	9864
3	Northwest Arctic School District	9,325	10387
4	Pribilof Islands School District	9,954	11475
5	Upper Railbelt Regional School District	9,357	9551
6	Southeast Island School District	8,720	9665
7	Southwest Regional School District	11,954	13305
8	Yukon Flats School District	14,376	15498
9	Yukon Koyukuk School District	11,867	13191
10	Central Correspondence	2,508	2508

11 * Sec. 6. During the period of suspension under sec. 4 of this Act, a
12 school district shall continue to provide services to students in programs
13 of bilingual and vocational education commensurate with the needs of the
14 students and in strict accordance with applicable state and federal laws
15 and regulations.

16 * Sec. 7. This Act takes effect July 1, 1983.

BILL ANALYSIS

RE: Foundation Funding Formula Moratorium and Policy Council
CSHB 251

- Section 1: Findings and intent to provide alternative mechanism for public education funding of schools.
- Section 2: Lists five members of the Policy Council to be appointed jointly by Senate President and House Speaker. The respective chairmen of the HESS Committees are additional members.
- Section 3: Report to legislature, February 1, 1984.
- Section 4: Suspends operation of statutes citing the various facets of the current foundation funding formula from July 1, 1983 through June 30, 1984. Retains Hold-Harmless Clause of 14.17.031(d) - if ADM decreases by 10% during the period of suspension, the previous year's ADM figures are used for calculating instructional units (to provide for drastic declines in school enrollments due to economic reasons).

- 14.17.021(a) Basic State Aid = Instructional Unit X
Unit Allotment
- 14.17.022 Funds for Centralized Correspondence Study
- 14.17.023 Supplemental Equalization Aid - adjusts allotments with respect to local tax contributions (Department of Community & Regional Affairs determines value 29.53.060)
- 14.17.031(a) Instructional Units (IU's) - Total number
(b) of IU's within each school district in
(c) regards to various types of schools and
(e) program components
- 14.17.041 Tables of allowable instructional units
- 14.17.051 Instructional Unit Allotment - dollar amount provided for each Instructional Unit
- 14.17.056 Defines Base Instructional Unit Value at \$42,450
- 14.17.082 Fund balance changes in school operating fund; audited by Legislative Budget and Audit by April 15 of each year

- 14.17.160 Allocation of funds on preliminary computation
- 14.17.180 Payment under final computation
- 14.17.225(b) Proration of 14.17.010 - public school foundation account

- Section 5: Dollar amount per ADM for each school district and correspondence study - based on 97.23 % of full entitlement as exists presently for funds provided in FY 83 plus the supplemental appropriation of HB 73. Subject to adjustment under 14.17.021(b), REAA's do not reflect deduction for PL 874 funds. Those deductions will be made pursuant to Section 5.
- Section 6: Determination of state aid based on reports submitted under 14.17.170 (payment under adjusted computations). Payment distribution to replace 14.17.160.
- Section 7: Funds necessary for increased enrollments based on 1st quarter count (Nov. 83) will be placed into the supplemental program account 14.17.061(a) and distributed per ADM's in Section 5. Available funds will be distributed on a prorata basis among school districts with increases in average daily membership (see attached letter of intent).
- Section 8: Continuation level of categorical programs: bilingual, special education and vocational education needs.
- Section 9: Effective date - July 1, 1983.

3/18/83



Official Business

Alaska State Legislature

House of Representatives

Committee on

Health, Education & Social Services

Pouch V
State Capitol
Juneau, Alaska 99811

March 14, 1983


LETTER OF INTENT

RE: HB 251 An act relating to state support for education;
and providing for an effective date.

It is the intent of the Legislature to insure funding for any additional increases in enrollments on a per district basis for the 1983-84 school year.

It is the further intent to appropriate funds to AS 14.17.061(a), the Supplemental Programs account, in order that any additional ADM's be funded according to the ADM amounts based on the FY 83 funding level (ADM amounts listed in the proposed education legislation).


Milo H. Fritz, Co-chairman


Mae Tischer, Co-chairman



Alaska State Legislature
House

JUNEAU ALASKA

March 8, 1983

MEMORANDUM

TO: All Representatives

FROM: Mae Tischer, HESS Co-Chair ^{MT}
Al Adams, Finance Chairman ^{AA}

RE: Education Bill/Letter of Intent

It is the intent of the Legislature to insure funding for any additional increases in enrollments on a per district basis for the 1983-84 school year.

It is the further intent to appropriate funds to AS 14.17.061(a), the Supplemental Programs account, in order that any additional ADM's be funded according to the ADM amounts based on the FY 83 funding level (ADM amounts listed in the proposed education legislation).



Official Business

Alaska State Legislature

House of Representatives

Committee on

Health, Education & Social Services

Pouch V
State Capitol
Juneau, Alaska 99811

March 14, 1983

LETTER OF INTENT

RE: HB 251 An act relating to state support for education;
and providing for an effective date.

It is the intent of the Legislature to insure funding for any additional increases in enrollments on a per district basis for the 1983-84 school year.

It is the further intent to appropriate funds to AS 14.17.061(a), the Supplemental Programs account, in order that any additional ADM's be funded according to the ADM amounts based on the FY 83 funding level (ADM amounts listed in the proposed education legislation).

Joe, Peggy, Paul

SB 109

CS - Sec. for Soc. Workers (clinical

Paul move CS SB 97 } ind. Recs.
move CS SB 109 }

SB 176

Senator Ferguson - present formula in
need of study/Change. Forward
funding good for schools in planning
budget. Recommend an amendment
to enact forward funding - need
figures from DOE. Need to tie funding
to budget.

DOE has RFP's for study. Inadequate
data base exists - DOE can gather info
through computer networks

support SB 176 until adequate data base
is gather

* Changes - delete Sec. 2-3/add his amendment

Joe is interim system fairer than % of foundation
formula?

Fergie moratorium on funding process either way
should an increase in students happen,
provide for Supplemental.

Bill
Mayerhalla - FBRS N.S. Borough

local contributions of taxpayers make up diff.
in state funding. Net rate 6.4 to 11.8% of funding

suggested - \$1.7 million request - 34.1 by
SB 176. The remaining \$22.6 out of local contrib.

~~General~~

Joe question of equity, here

Allen - State has created champagne appetites
in school districts.

mill rate for general govt purposes - 4 mills

Mass what is cost per student per year - \$5900

CIB debt retirement underfunded last yr. by \$13 mill.

Allen - we must be able to plan - need
forward funding commitment.

- Ann D. Davis of SB 176 does all necessary
things. Took 3 yrs to develop current
formula - not practical to get done by
Feb, 1984.

Joe don't like small steering committee

don't care for amounts set out in bill.

we don't know - so is interim formula more fair??

Mass bill says "per student"

Joe Can Steve Hale give info on dollar amounts
provided per dist. last yr. & by this bill.

Allen - Bringing in 3 schools, another H.S.
in fall of 1984 ask for amendment
to provide relief to local sch. dist
on new schools.

Jean Kraus - Bob Caskey - NEA

OPPOSED.

- funding requires careful thought & not hasty
 - Special ed has no reference in bill.
(concern over bilingual & voc ed.)
 - "commensurate with needs of student" open to interpretation.
 - Can see 52 lobbying efforts to raise the amts. DOE over-site & forward funding are eliminated.
 - what date will no. of students be determined.
 - suspension worsens inequities.
 - supports study of foundation formula
 - oppose makeup of Policy Council - support DOE proposal, do not prefer steering committee unless expanded to more groups.
- recommend.

1. full funding of foundation \$448 million
2. DOE study - do it!!

97% \$431-432 million

Bill Miles - Budget to Assembly \$74 million
Vote.

House version - \$115.2 for Anchorage - raise local share to \$46.5 million or 59% local tax. Will pay up appreciably.

39,500 students Arch

13,000 FBXS (with bases)

92.63% in Budget and \$415 million
\$434/million would be 97%

Joe what would AMM amt. be under present law at 97%?

↳ Miller get info

STEVE HOLE - DOE

no position yet.

technical amendments

House figures are better.

Sec 5 pg 2. line 12

after amount "subject to adjustment under 14.17.021 (b)"

allows REAA adjustments

under PL 874.

total amt. of PL 874 money \$32-33 million

gov. revised budget \$432 million

So 874 money included - NO units in house bill is amt. for foundation

Bob Greene - AAAB

No opinion on inequities.

April 6
SB 176

Joe, V.C., Pappy, Paul, Rick - Gilman, Fergie,

Frank Ferguson - sponsor of draft CS.

simple way to assure that payments will be in I.U. system. Increased enrollments and new school sites provided. Draft based on \$415 million

Sec 1 - increased enrollment - \$16 million

Sec 2 - forward funding \$485 if no proposal by DOE - 21,550,000 more at 105%

Sec 3 - 97% funding approx. w/ eliminating yr. hi manipulation.

prep formula for one yr. and has in med. effective date.

Does not include a description of study group - State Bd. promised 2 reps. in each legislative body and 1 person from task force.

Money (\$100,000) approp. each year and EFP is out.

Gilman

431,650

CS has caveat that same amt. is available - \$415 plus \$16 for new students and \$650,000 for new schools. Savings of \$4.4 on yr. hi to be distributed pro-rata \$33,072 per IU

Pat Martin, Roger Printer - Concerned Parents. (Janean)

parent paper: Ed. our best investment 100% funding. No fat in budget

Janean 28.2% of budget to education

30% increase in taxes to meet 97% formula forward funding

accountability of school districts.

Spec ed, bilingual, voc ed - be required to spend dollars for programs as allocated.

proposed draft OK. Section 2 is 105% of 97%
 Strong support for Sec. 4.
 Pat Martin -

Dan Neal

pending legislation could affect school districts (Federal became
 State → City School district etc.)
 Support Fergie's proposal.

Voc ed - audit for 1981, the year they initiated a program in
 16 high schools: (15 were new) inexperienced administrators
 confusion. Record keeping errors.

Bob Chursey - NEA

don't need a bill - formula makes sense - make
 changes after study. "full funding" is a shortfall next
 year because this year was down 3%-4%. Current
 number leaves us short next year. Bill is not needed
 but is an appropriate item.

separate inc. enrollment from pro rata
 forward funding needed for FY 85.

Bob Weinstein - SE Side Sch. Dist

opposed to HB 251 - support Fergie's OS
 concerned w/ Sec. 2 - may believe in 5% increase
 lead to expectation of more dollars.

He said he would keep it short.

April 6

Joe - intro

Darrel Hargreaves - Ketch. Sch Dist; Super.

growth in ed

Mally Hroch

New Schools

Special Education law - compliance issues

instruction - increased in last few years.

population growth.

formula study finished as early as poss.

Keep formula - not ARM approach - will tide budget
no weighting for special needs.

Municipality funding - great effect on local tax base.

INCREASE IN LOCAL TAXES.	}	48% Anch
		47% FBK
		36% Jurane
		20% Sitka
		18% Ketchikan (no salary increases)

full funding -> State Revenue Sharing.

forward funding - need to know the funding in advance

Paul - Planning budget

Darrell - cut \$2 million from original plan. Current budget the same as last year. \$100,000 increase in medical insurance. All salaries frozen.

Joe - why not approp. money and pro-rate. why abandon formula if we have paid enough to kids?

Darrell - can study be carried out by next year.

Mike Adams, Super. Juvenile Sch. Dist

Juvenile 10% inc. in enrollment last 3 yrs.
opening a new elem.; remodeling high sch.
Certificated staff negotiated increase, have
frozen salaries of other employees.

Budget call for 12% budget increase.

Local funding inc. 36%

even if full funding there will be substantial inc.
in local support. Annual prog. last 3 yrs.

Paul - costs of new school.

operation; maintenance; new administration.
\$350,000 additional to operating budget.

Ken Bourney - N.S. Borough Super

Need to study Foundation.

Maintain quality ed.

New schools - 3 new Elem. Fall '83

mil increase - need \$5.1 mill. over state funding

11.7% increase needed.

Gene Davis - Super, Arch. Sch. Bd.

Why does this become my fault?

Ken Kramer - Super, Mat-Su

95% cutback - 42% local tax increase

OS HS 251 - 60.4% " "

cut budget \$3.4 mill upon presentation to the
borough. Zero fund balance.

2 new elementary sch.

bond issue for 2 schools

elem
renovate high school.

Bob Weinstein - SF Solo Sch Dist

super foundation rather than interim system.

inequalities - for the formula

MSU system retains foundation inequalities.
Forquon draft deal w/ new school sites

Al Woodhouse - Sitka, Super

projected budget for 83-84 on full funding.

"Maintenance" budget - no raise - is really
a cut because of fixed cost, negotiated
prices.

Mat Cole, Asst Sugar Jureau

Department of Education
Review for Senate HESS
Using FY84 ADM

School District	\$ PER ADM			Total \$		
	100% Entitlement-Current	97.2% Entitlement-Current	HB 251	100% Entitlement-Current	97.2% Entitlement-Current	HB 251
Anchorage	3467	3372	3310	127,119.4	123,529.5	121,354.5
Bristol Bay	9816	9523	9732	2,125.2	2,066.4	2,111.8
Cordova	5238	5094	5029	2,294.4	2,230.9	2,202.7
Craig	7659	7447	6734	1,133.5	1,102.1	996.6
Dillingham	9043	8782	8673	3,666.8	3,565.2	3,521.2
Fairbanks	3805	3700	3688	36,941.7	35,918.8	35,806.8
Galena	10876	10576	9995	1,477.2	1,438.2	1,359.3
Haines	6031	5865	6345	2,382.4	2,316.4	2,506.3
Hoonah	6511	6331	6224	1,556.1	1,513.0	1,487.5
Hydaburg	9186	9220	9163	881.8	857.4	852.2
Juneau	3635	3534	3622	15,908.3	15,467.8	15,853.5
Kake	7715	7502	7109	1,504.4	1,462.7	1,386.3
Kenai	4096	3783	3400	29,786.6	28,961.9	28,364.7
Ketchikan	3485	3389	3399	8,277.8	8,048.5	8,072.6
King Cove	8790	8547	9376	1,160.2	1,128.1	1,237.6
Klawock	8834	8590	7417	1,086.6	1,056.5	912.3
Kodiak	5336	5188	5488	11,856.0	11,527.7	12,194.3
Mat-Su	3657	3556	3504	22,515.5	21,892.0	21,574.1
Nenana	9978	9702	10507	1,297.1	1,261.2	1,365.9
Nome	7617	7406	7165	5,803.9	5,643.2	5,459.7
North Slope	9138	8886	9202	9,867.6	9,596.3	9,938.2
Pelican	11,858	11,530	12,438	664.0	645.7	676.5
Petersburg	4,149	4034	4044	2,381.4	2,315.5	2,324.1
Sand Point	8738	8446	8283	1,144.6	1,112.9	1,085.1
Sitka	3782	3678	3711	6,357.3	6,181.3	6,238.2
Skagway	5507	5361	5379	975.9	948.9	952.1
St. Mary's	15,027	14,612	14,946	2,088.8	2,030.9	2,077.5
Tanana	15,350	14,925	13,361	1,335.4	1,298.5	1,162.4
Unalaska	8558	8322	8210	1,591.9	1,547.8	1,527.1
Valdez	4887	4752	4786	4,491.2	4,366.8	4,398.3
Wrangell	4887	4753	4726	2,067.4	2,010.1	1,999.1
Yakutat	8390	8157	7749	1,392.8	1,354.2	1,286.3
TOTALS	4,024	3,913	3,885	313,137.2	304,466.4	302,304.8
Centralized Corres	-2,588	2,517	2,580*	2,122.5	2,063.7	2,115.6*

* Correction

EAA	\$ PER ADM			Total \$			
	100% Entitlement- Current	97.2% Entitlement- Current	HB 251	100% Entitlement- Current	97.2% Entitlement- Current	HB 251	HB 251 PL-874 Reduction
Alaska Gateway	5834	5673	6243	3,500.6	3,403.7	3,985.8	700.5
Alaska Gateway	8472	8238	8639	3,990.5	3,879.8	4,069.0	278.8
Alutian Region	15538	15108	16674	2,097.7	2,039.6	2,251.0	141.8
Annette Island	5278	5132	6572	1,783.8	1,734.5	2,221.3	573.1
Chering Strait	13138	12774	12197	12,507.0	12,160.7	11,611.5	710.9
Chatham	8542	8297	8682	2,303.7	2,239.9	2,344.1	207.0
Chugach	11352	11038	11758	1,135.2	1,103.8	1,175.8	31.2
Copper River	7093	6897	7178	4,057.3	3,945.0	4,105.8	197.6
Delta Greely	5536	5383	5915	5,696.3	5,538.6	6,086.5	451.5
Editarod	13984	13597	14972	4,712.6	4,582.1	5,045.6	362.8
Kuspuk	15185	14765	16376	5,026.3	4,887.1	5,420.5	438.9
Lake & Peninsula	16242	15793	15476	5,424.9	5,271.7	5,169.0	499.2
Lower Kuskokwim	10722	10424	11033	26,060.0	25,338.4	26,821.2	2,142.5
Lower Yukon	9331	9071	9864	12,925.4	12,635.6	13,240.6	1,790.3
Northwest Arctic	9265	9009	10387	14,572.7	14,170.1	16,338.8	1,637.8
Pribilof	9888	9615	11475	1,849.1	1,797.9	2,145.8	262.9
Railbelt	9623	9357	9551	3,098.5	3,012.7	3,025.4	65.5
Southeast Island	8853	8608	9665	3,871.4	3,770.1	4,233.3	422.2
Southwest Region	12991	12632	13305	6,898.1	6,707.1	7,065.0	739.3
Yukon Flats	14686	14280	15498	4,258.3	4,121.6	5,021.4	364.8
Yukon Koyukuk	12247	11908	13191	6,540.0	6,358.9	7,044.0	757.1
TOTALS	10,066	9,787	10,527	132,886.2	129,206.9	138,971.4	
State Total	46,880	47,45	48,23 46,89	448,145.9	435,737.0	443,391.8	12,786.1

Less: PL-874 (Impact Aid Offset) for REAS — — (12,786.1)
 430,605.7

FAIRBANKS NORTH STAR BOROUGH SCHOOL DISTRICT

BUDGET IMPACT

AT VARIOUS STATE FUNDING LEVELS

431-432

Description	\$415 million (Governor) (Limit)	FY-83 Level (Including) (Supplemental)	\$431 million (Per ADM) (ASBA Position)	SB-176/HB-251 (Per ADM) (@ \$3688.)	\$448 million (DOE Request) (Koponnen Bill)
Proposed School District Budget as of March 1, 1983.	\$61,723,873	\$61,723,873	\$61,723,873	\$61,723,873	\$61,723,873
LESS Estimated State Appropriation....	34,185,838	34,701,036	35,541,598	35,803,104	36,941,688
SUBTOTAL	\$27,538,035	\$27,022,837	\$26,182,275	\$25,920,769	\$24,782,185
LESS Pupil Transportation State Funding...	3,237,556	3,237,556	3,237,556	3,237,556	3,237,556
SUBTOTAL	\$24,300,479	\$23,785,281	\$22,944,719	\$22,683,213	\$21,544,629
LESS Fee for Administering On-Base Schools...	1,528,437	1,528,437	1,528,437	1,528,437	1,528,437
SUBTOTAL	\$22,772,042	\$22,256,844	\$21,416,282	\$21,154,776	\$20,016,192
LESS FNSB Appropriation at Mayor's Recommended Level...	15,476,000	15,476,000	15,476,000	15,476,000	15,476,000
TOTAL DEFICIT	\$ 7,296,042	\$ 6,780,844	\$ 5,940,282	\$ 5,678,776	\$ 4,540,192

Southeast Island School District

640 Park Ave. - P.O. Box 8340 - Ketchikan, Alaska 99901 - (907) 225-9658 or 225-9659



April 4, 1983

Senator Joe Josephson
Alaska State Senate
Pouch V
Juneau, AK 99911

Dear Senator Josephson:

This is to express some concerns with the interim financing system as proposed in HB 251 and SB 176.

The proposed system does have some merit, including administrative advantages at both the state and local levels. However, the per ADM approach of the proposed interim system seems far more suitable for districts with large schools and stable populations rather than, as the case in this district, those with very small schools and relatively unstable populations. Under the interim approach, the move of one large family could have a great impact on a small school. In a district like ours, consisting of only small schools and whose transient population leads to a 50% turnover in children each year, planning would be made even more difficult.

There is no question that the foundation program needs to be objectively reviewed and revised. I had some serious reservations with the recommendations of the 1980 Task Force on Foundation Support, as well as with a similar interim system which was proposed last year. I believed then that the proposal would maintain and create additional inequities in the foundation program. I continue to feel that the foundation program needs a comprehensive review and improvements to meet the many concerns which have been expressed.

I feel that some abuses of the current program, such as the "tinkering" of school configurations mentioned in the Department's report of last year, could be eliminated by administrative, regulatory and, if necessary, legislative action. However, I question whether the interim proposal, based as it is upon the existing foundation program, would improve anything other than administrative ease. Until the funding of public schools can be reviewed by an objective study in an orderly and comprehensive manner, as provided for by an appropriation last year, and some funding method with advantages over the current system can be developed, I am reluctant to accept an interim proposal

which in essence "throws the baby out with the bath water."

Instead, I would recommend that foundation program be retained pending completion of the study on school finance in Alaska. While I certainly support full funding of the foundation program, if that is not possible due to declining state resources, then I would suggest that funds be provided on a pro-rated basis based upon each district's entitlement under the current funding program.

In addition, if some type of freeze on funds is established for FY 84, I would suggest:

1. A provision to allow for additional funds in the event of the start of a new school (in a city/borough district, this might mean a new, separate facility while in an REAA this might mean a new school established in a community which did not have a school in the prior fiscal year).

Suggested Language:

Notwithstanding the provisions of AS 14.17.031 the number of instructional units a district may claim for FY 84 may not exceed the number of instructional units approved by the Department in the report submitted by the District under AS 14.17.170 for FY 83, except that if a District opens an additional school facility during FY 84 it may claim additional instructional units as provided by AS 14.17.031 for the programs and enrollment in that new facility.

2. A provision to eliminate the "tinkering" of the junior high school definition, which is commonly regarded as one of the major (and most costly) abuses of the foundation program.

Suggested Language:

AS 14.17.250(9)(C&D) is repealed.

New AS 14.17.250(9)(C): The school, if a middle or junior high school, includes a minimum of 30 students in grades seven, eight, or nine and there is a minimum of 30 students in grades seven through twelve. (Note: this is my estimate of reasonable figures. The Department of Education may be able to give better figures for use in this section).

Finally, my major point is that, once an objective review of school funding in Alaska is completed, then a funding program can be implemented to equitably distribute state educational

funds to meet legitimate needs of school districts and to assure that all children in the state receive an excellent educational program. HB 251/SB 176 do not represent a step in that direction.

Sincerely,

A handwritten signature in cursive script that reads "Bob Weinstein".

Robert Weinstein
Superintendent

RW:jb

3/20/83

From D
To Nancy

Hargrave

Super of Ketchikan schools called

- In favor of foundation formula
- " " " full funding of formula
- opposes "ADM"
- fine if only small projects
plays into hands of small school dist.
- bad for urban areas

Would like to testify —

will organize urban school superintendents
to come and testify (4 or 5) to any hearing.

his # is: 225 - 2118

• wants ~~to know~~ to know when
hearings will be?!

please call and inform him.

D

Called 5/31 RE: kids 3:00 pm mtg.
April 5th

Statement by Rep. Niilo Koponen regarding CSHB 251.

I commend the original sponsor of this bill for her intent to provide school districts and local governments with timely information regarding the amount of state support for education that they could anticipate for fiscal year 1984.

However, I feel that HB 251 is fatally flawed. It attempts to deal with too many matters in a single piece of legislation.

Sections one, two and three deal with the study of an alternative mechanism to the current school foundation program. Section two provides that a "Funding Policy Council" would be set up to study the existing foundation support program and offer alternatives. The council would include two members of the legislature (the chairs of Senate and House Health, Education and Social Services committees) and directs the Speaker of the House and the President of the Senate to appoint specified individuals, two of whom are paid lobbyists for the Alaska Council of School Administrators and the Alaska School Board Association respectively, two of whom are employees of the Office of Management and Budget and the Dept. of Education. Only the president of the State Board of Education (which has the statutory authority to undertake such a study) is named to the Funding Policy Council in this bill.

While I agree that the named individuals (as well as representative of parents, older students and teachers) must be contacted for their input and recommendations as to the questions to be studied in any analysis of the School Foundation Program, I feel that the proposed council created by this bill would be a new and possibly superfluous body to study questions which are already the responsibility of the State Board of Education and of the legislature, which has the constitutional responsibility to write the laws under which our constitutionally mandated school system is to be funded.

RECEIVED

MAR 22 1983

Josephson,

The State Board of Education is already prepared to undertake such a study. A study was funded by the 12th legislature, although the funding was held up by the Office of Management and Budget until a new Commissioner of Education was selected. I have been told by Office of Management and Budget that the out, that the funds required will be released this week. The Office of Management and Budget will also be seeking additional funds for the study itself. In addition, I feel that the legislature should appoint it's own joint committee so that questions legislators would wish to see answered by this study are addressed. This joint committee could work with the State Board of Education in development of required legislation if it should be decided that changes in the foundation program are necessary.

Section four suspends the operation of most sections of the current statutes dealing with the school foundation program and provides that the number of students in average daily membership shall be used instead of instructional units to calculate "reductions in state aid".

Section five sets out the amount of state aid per each school district and for centralized correspondence study subject to adjustment under AS 14.17.021(b) (which deals with federal funds obtained under Public Law 874). The amounts range from \$2508 for each child being educated by a Central Correspondence and \$3310 for each child in the Anchorage school district to a total of \$16376 for each child in the Kuspuk school district and \$16674 per child in Average Daily Membership in the Aleutian chain school district.

We are told that these are the amounts that each of the named school districts will be receiving this school year under the existing school foundation program. The problem is that this funding depends on the existence of named categorical programs including bilingual education, special education, vocational education, secondary education and on "area differentials" which are specified in the act. Suspending operation of the act does not give us any statutory assurance that the need for equity and equal protection of the law has been met, as is

required by a number of legal decisions on school funding of which "Serrano vs. Priest" (Calif.) and Levitown School Board vs. Nyquist (N.Y.) are the most often quoted.

There has been a concinuing complaint that the area differentials in the current program derive not from the application of formulas for cost variations that are the result of careful analysis and examination but derive rather from the political power of various members of important committees of the legislature. Whether that is in fact true or not, the existence of area differentials in statute is based on the very real fact that transportation, materials and supplies are more costly in remote areas of the state. To wipe out the formula which provides differentials in funding based on differences in cost and which provides for additional funding for children in various special programs leaves the proposed statute without a rational and legally defensible rationale for saying that one child in essence is worth \$3310 and another child \$16674. The state could in all probability win a case in court whether brought by an aggrieved parent or an aggrieved property tax payer because of the prior existence of a formula. Nevertheless there is no reason to pass a statute that would open up the state to such a lawsuit by passage of a flawed bill.

There are other failings of the proposed legislation. For example, the existing foundation program does require school districts to justify their budgets when they fail to expend 55% of the state allocation in the class room. This bill does not even require school districts to justify non-classroom expenditures in excess of 45%.

At the time of the passage of the school supplementary program for FY 83, it was proposed that the legislature let local school districts know what level of funding they could expect either by passing a resolution stating that a certain percentage (hopefully 100%) of their expected funding under the school foundation program would be forthcoming for FY 84, or alternatively, to have the legislature expeditiously vote an appropriation (to be later included in the FY 84 budget) appropriating what the legislature felt was a adequate and

responsible amount of money to the school foundation program for FY 84. Sums from 427 million dollars to 448 million dollars were mentioned although later discussion expanded it downward from 415 million dollars to upwards of 475 million dollars (see Peter McDowell's comments in the Juneau Empire, Monday March 21, 1983). The Minority did not at that time move such a measure as it was felt that a more responsible approach would be to allow some member of the majority to carry the measure as happened when the school foundation supplementary appropriation for FY 83 was passed. It was only after introduction of a measure that we felt was fatally flawed that the minority entered it's own alternative legislation. The criticism of HB 251 enumerated above was made to the prime sponsor of the bill in a meeting two days prior to its' introduction. The criticisms were made then in good faith and in the hope that the criticism would result in a better piece of legislation .

We urge the finance committee to hold Committee Substitute for HB 251 (HESS) and to submit an alternative piece of legislation, either a committee substitute or a new bill that proceeds simply to appropriate what the finance committee feels is a responsible, rational and fiscally defensible level of funding for the existing foundation program. We note that the Dept. of Education has estimated that at current levels of enrollment the sum of money needed would be \$448 million.

If the finance committee does not wish to hold CS HB 251 (HESS) it should be noted that, at a minimum, two additional supplementary funds would need to be set up. One fund would be that suggested by the prime sponsor of HB 251: a fund from which additional enrollment experienced during the school year 1983/84 by individual school districts could be compensated. The second and more costly would be money that is ordinarily provided under the foundation program for the opening of new schools. The " front end" funding of new schools is extraordinarily expensive, covering items from equipment and supplies to hiring of new teachers and other measures necessary to prepare schools built in a preceding year for occupancy. At this point, the Ketchikan School District, the Southeastern Island School District, the Matanuska-Susitna School District, and the Fairbanks North Star School District all have

indicated that they will be experiencing extraordinary expenditures due to the scheduled opening of new schools in the coming school year and that without the operation of the foundation program or some adequate substitute, expenditures will vastly exceed the amount of money that would be received on an average daily membership basis. For most of these school districts the funds will then of necessity be made up by local property tax payers.

Finally, you would be locking in place -if only for one year- a funding distribution that leaves many districts short-funded while providing a few with more money than they can efficiently or legally expend. The FY 82 post audit of the foundation program showed one district with a surplus of 65.2% of the state monies it received! In all, thirty-one districts had surpluses in excess of the 10% allowable carry-over (in many cases these may have included funds obligated, but not yet expended), twelve districts had negative (deficit, or borderline balances of 1% or less). Typically these were the small or middle sized borough or city districts, many of which augmented their funds with locally raised tax revenues. These districts will find themselves in a very real crisis situation if HB 251 passes as written.

FAIRBANKS NORTH STAR BOROUGH SCHOOL DISTRICT

BUDGET IMPACT

AT VARIOUS STATE FUNDING LEVELS

Description	\$415 million (Governor) (Limit)	FY-83 Level (Including) (Supplemental)	\$431 million (Per ADM) (ASBA Position)	SB-176/HB-251 (Per ADM) (@ \$3688.)	\$448 million (DOE Request) (Koponnen Bill)
Proposed School District Budget as of March 1, 1983.	\$61,723,873	\$61,723,873	\$61,723,873	\$61,723,873	\$61,723,873
LESS Estimated State Appropriation....	34,185,838	34,701,036	35,541,598	35,803,104	36,941,688
SUBTOTAL	\$27,538,035	\$27,022,837	\$26,182,275	\$25,920,769	\$24,782,185
LESS Pupil Transportation State Funding...	3,237,556	3,237,556	3,237,556	3,237,556	3,237,556
SUBTOTAL	\$24,300,479	\$23,785,281	\$22,944,719	\$22,683,213	\$21,544,629
LESS Fee for Administering On-Base Schools...	1,528,437	1,528,437	1,528,437	1,528,437	1,528,437
SUBTOTAL	\$22,772,042	\$22,256,844	\$21,416,282	\$21,154,776	\$20,016,192
LESS FNSB Appropriation at Mayor's Recommended Level...	15,476,000	15,476,000	15,476,000	15,476,000	15,476,000
TOTAL DEFICIT	\$ 7,296,042	\$ 6,780,844	\$ 5,940,282	\$ 5,678,776	\$ 4,540,192

FAIRBANKS NORTH STAR BOROUGH BOARD OF EDUCATION

RESOLUTION

1983-84 SCHOOL FOUNDATION PROGRAM

WHEREAS, quality education must remain a top priority for allocation of state resources; and


WHEREAS, school enrollments are dramatically increasing with local population growth; and

WHEREAS, communities are forced to open new schools to serve additional students; and

WHEREAS, local governments are unable to increase taxes sufficiently to absorb the costs of new schools and enrollments;

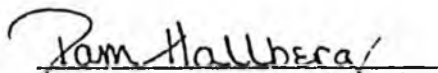
THEREFORE, BE IT RESOLVED, that the Fairbanks North Star Borough Board of Education strongly urges the legislature to appropriate the full funding under the Foundation Program for public school funding for 1983-84.

PASSED AND APPROVED THIS 17th DAY OF March, 1983.



D. Rebecca Snow
President
Board of Education

ATTEST:



Pam Hallberg
Secretary to the Board

THE FOLLOWING DOCUMENT(S) MAY NOT FILM
LEGIBLY BECAUSE OF POOR QUALITY OF THE
ORIGINAL.

This message was sent out via electronic mail
to all school districts in the state from Bob Greene

FROM: AASB
ATTN: SUPT. AND BOARD
SUBJ: FY 84 FUNDING LEVEL

MSG #: 21616
DATE: 11-Mar-83
TIME: 15:58

THE FY 84 FUNDING BILL HAS BEEN INTRODUCED IN BOTH HOUSES TODAY. IN THE HOUSE THE BILL IS HR 251, IN THE SENATE THE BILL NUMBER IS SB 176 BY SACKETT.

THE HOUSE VERSION HAS LEGISLATIVE INTENT LANGUAGE TO PLACE 16 MILLION DOLLARS INTO A SUPPLEMENTAL ACCOUNT TO PAY FOR INCREASED ENROLLMENT FOR NEXT YEAR. IN ESSENCE, THE LEVEL OF FUNDING SHOULD BE 431 MILLION FOR FY 84 IF DISTRICT ENROLLMENT PROJECTIONS ARE ACCURATE.

HR 251 WILL BE HEARD IN HOUSE MESS NEXT WEDNESDAY.

IN OTHER FLOOR ACTION TODAY, THE HOUSE ATTEMPTED TO TACK ON NUMEROUS REGULATORY FUNCTIONS TO THE RESOLUTION EXTENDING THE LIFE OF THE AEA BUDGET OVERSIGHT COMMITTEE. REP. DIK SUTLIZ, CHAIRMAN OF THE COMMITTEE DID AN EXCELLENT JOB OF REPELLING THESE OVERTURES. WE HAVE NOT SEEN THE END OF LEGISLATIVE ATTEMPTS TO REGULATE SCHOOL FISCAL PROCEDURES. WE MAY HAVE TO CONCEED TO SOME DEMANDS IN ORDER TO DEFEAT THE MORE ONEROUS ONES.

NEXT WEEK THE MINORITY DEMOCRATS INTEND TO INTRODUCE LEGISLATION TO GAIN FULL FUNDING FOR EDUCATION, AN APPROPRIATIONS BILL FOR 498 MILLION CAN BE EXPECTED TO BE INTRODUCED BY REP. KOPENEN OF FAIRBANKS.

FOR THE SLOW LEARNERS, THIS PLOY IS A MINORITY ATTEMPT TO DISCREDIT THE COALITION, IT IS ALSO A TOOL FOR CERTAIN INTEREST GROUPS TO THROW ROCKS AT THE MAJORITY POSITION, PLEASE DO NOT GET ALL EXCITED AND POSTULATE THE POSSIBILITY OF FULL FUNDING, IT WILL ONLY CAUSE YOUR ULCERS TO FLARE.

HAVE A NICE DAY.

BOB GREENE, AASB
CC: AASB

*This is
utterly
stupid &
treacherous -
I am so mad but
not sure I
want to open
up this
now.*

THE PRECEDING DOCUMENT(S) MAY NOT FILM
LEGIBLY BECAUSE OF POOR QUALITY OF THE
ORIGINAL.



Official Business

Alaska State Legislature

Senate

Committee on Finance

Pouch V
State Capitol
Juneau, Alaska 99811

March 14, 1983

M E M O R A N D U M

To: Senator Joe Josephson, Chairman
Senate Health, Education & Social Services Committee

From: Senator John Sackett

JES

Subject: SB-176, state support for education

The above referenced bill, which I introduced, has been referred to the Senate HESS Committee as the committee of first referral.

I am requesting a committee hearing on the measure as soon as possible.

Thank you.

P R O P O S E D D R A F T

FOR HOUSE BILL 251

* Section 1. AS 14.17.031 is amended by adding a new subsection to read:

(f) Notwithstanding AS 14.17 the number of instructional units which may be paid to a district for fiscal year 1984 shall be its fiscal year 1983 revised instructional units adjusted by the fiscal year 1984 revised instructional units as provided by Section 4. These units shall be distributed in the manner prescribed in this section.

* Sec. 2. AS 14.17.056 is amended by adding a new subsection to read:

(b) If the Department has not made recommendations to the legislature for changes in the foundation support system by January 9, 1984, the base instructional unit value for fiscal years beginning on or after July 1, 1984 shall be 105 per cent of the amount paid under Chapter 14.17 for fiscal year 1984.

* Sec. 3. Notwithstanding AS 14.17 the difference between the total amount paid under that chapter for fiscal year 1983 and fiscal year 1984 shall only be increased as a result of increased enrollment or the opening of new school sites. If the amount appropriated for fiscal year 1984 is insufficient to meet the operating costs associated with the opening of new school sites, the available funds shall be distributed on a pro rata basis among the school districts which have opened new school sites.

* Sec. 4. Notwithstanding the provisions of 14.17.250(9) the only junior high programs which may be counted separately during fiscal year 1984 for purposes of instructional units are those housed in a separate facility or with an ADM of 50 or more. Notwithstanding the provisions of this section, any state aid which would otherwise be reduced as the result of this section, shall be distributed on a pro rata basis among school districts in accordance with AS 14.17.225(b).

* Sec. 5. This Act takes effect immediately in accordance with AS 01.-10.070(c).

THE LEGISLATURE OF THE STATE OF ALASKA
ELEVENTH LEGISLATURE

FISCAL NOTE

I. REQUEST

Bill/Resolution No. _____
 Title _____
 Requested by _____ Date _____

II. FISCAL DETAIL

Agency Affected _____
 Program Category Affected _____
 BRU, Program, or Subprogram(s) Affected _____
 (Note: If more than one budget component is affected, separate line-item amounts and funding for each component in the analysis section.)

EXPENDITURES (Thousands of Dollars)

	FY 80	FY 81	FY 82	FY 83	FY 84	FY 85
100 PERSONAL SERVICES						
200 TRAVEL						
300 CONTRACTUAL						
400 COMMODITIES						
500 EQUIPMENT						
600 LAND & STRUCTURES						
700 GRANTS, CLAIMS, ETC.					650.0	
TOTAL						

FUNDING (Thousands of Dollars)

GENERAL FUND					650.0	
FEDERAL FUNDS						
OTHER (Specify Fund Source)						

POSITIONS

FULL TIME						
PART TIME						
TEMPORARY						

III. ANALYSIS (See Fiscal Note Preparation Instructions, Section III)

Since the Governor's Revised Budget presently contains \$31 million dollars for the foundation formula, the only additional cost under this bill would be \$650.0 under Section 3 for exceptional operating costs associated with the opening of new school sites.

Section 4 of this bill would free up \$4,403,818 which is presently distributed to some districts under definitions of instructional units available for junior high programs, and would re-distribute those funds under the foundation formula to all the State's districts.

There is a possible FY 85 cost of \$21,550.0 if the Department does not comply with the provisions of Section 2.

IV. DATE _____ PREPARED BY _____

AGENCY _____

Original: Legislative Finance PHONE _____

cc: Budget and Management

Prime Sponsor (First Legislator Named)