

COMMITTEE REPORT
HOUSE

(11)

FURTHER:

1/13/84

Date: 4-23-84

The Committee on FINANCE has had HB 511

"An Act making appropriations for the operating and capital expenses of state government; and providing for an effective date."

under consideration and recommends:

- do pass do not pass
- do pass with attached amendments(s)
- replace with CS for HB 511 (FINANCE) same title new title
- and recommends do pass
- AND attaches a "Letter of Intent" New Fiscal Note
- reports it back without recommendation Zero Fiscal Note Attached
- referred to the _____ Committee

MEMBERS SIGNING
DO PASS

Robert G. Adams
W. B. ...
Walt Furnace
...
MILLO H. FRITZ
...
...
...

MEMBERS HAVING
OTHER RECOMMENDATIONS:

...
...

Robert G. Adams
 CHAIRMAN

Offered: 4/24/84
Referred: Rules

Original sponsor: Rules/Governor

1 IN THE HOUSE

BY THE FINANCE COMMITTEE

2 CS FOR HOUSE BILL NO. 511 (Finance)
3 IN THE LEGISLATURE OF THE STATE OF ALASKA
4 THIRTEENTH LEGISLATURE - SECOND SESSION

5 A BILL

6 For an Act entitled: "An Act making appropriations for the operating and
7 capital expenses of state government; and providing
8 for an effective date."

9 BE IT ENACTED BY THE LEGISLATURE OF THE STATE OF ALASKA:

10 * Section 1. Included within the general fund amounts appropriated
11 according to the schedules in this Act, the following amounts are from the
12 unreserved special accounts in the general fund:

	Operating	Capital
14 Highway Fuel Tax Account	\$24,000,000	
15 Aviation Fuel Tax Account	6,000,000	
16 Watercraft Fuel Tax Account		4,300,000

17 * Sec. 2. Federal or other program receipts that exceed the amounts
18 appropriated in this Act are appropriated conditioned upon compliance with
19 the program review provisions of AS 37.07.080(h).

20 * Sec. 3. If federal or other program receipts exceed the estimates
21 appropriated by this Act, the appropriation from state funds for the af-
22 fected program may be reduced by the amount of the excess if the reductions
23 are not inconsistent with applicable federal statutes.

24 * Sec. 4. If federal or other program receipts fall short of the esti-
25 mates appropriated by this Act, the affected appropriation shall be reduced
26 by the amount of the shortfall in receipts.

27 * Sec. 5. If the federal receipts under Title XX of the Social Security
28 Act (42 U.S.C. 1397 et seq.) fall short of the estimate, the amount of the
29 shortfall is appropriated from the general fund.

1 * Sec. 6. Amounts equivalent to the amounts to be received in settle-
2 ment of claims for property losses are appropriated from the general fund
3 to the affected agency for the purpose of replacing the facility or service
4 lost as a result of the incident giving rise to the claim.

5 * Sec. 7. The amount required to pay interest on revenue anticipation
6 notes issued by the commissioner of revenue under AS 43.08.010 is appropri-
7 ated from the general fund to the Department of Revenue.

8 * Sec. 8. The amount required to be paid by the state for the principal
9 of and interest on all issued and outstanding state guaranteed bonds is
10 appropriated from the general fund to the state bond committee to make all
11 payments by the state required under its guarantee for principal and inter-
12 est.

13 * Sec. 9. The sum of \$95,000,000 is appropriated from the general fund
14 to the Department of Education for school bond debt retirement.

15 * Sec. 10. The sum of \$5,565,600 is appropriated from the international
16 airports revenue fund to the state bond committee for payment of debt
17 service and trustee fees.

18 * Sec. 11. The sum of \$9,149,600 is appropriated from the general fund
19 to the Department of Law to fund legal proceedings involving oil and gas
20 revenues due or paid to the state or state title to oil and gas land,
21 including, but not limited to, the North Slope Royalty Case (State v.
22 Amerada Hess, et al), the Oil and Gas Corporate Income Tax Case (Arco v.
23 State), the TransAlaska Pipeline Rate Case, litigation against the Alaska
24 Oil Company, and United States v. Alaska, for fiscal year 1985 and succeed-
25 ing fiscal years.

26 * Sec. 12. The sum of \$2,000,000 is appropriated from the general fund
27 to the Department of Revenue for costs associated with the Oil and Gas
28 Corporate Income Tax Case (Arco v. State) and oil and gas properties pro-
29 duction tax cases for fiscal year 1985 and succeeding fiscal years.

1 * Sec. 13. The sum of \$250,000 is appropriated from the general fund to
2 the oil spill mitigation account (AS 46.03.758(k)) for the oil pollution
3 control program.

4 * Sec. 14. The income of the Alaska permanent fund allocated annually
5 to pay permanent fund dividends as provided in AS 43.23.045(b) is appropri-
6 ated to the dividend fund (AS 43.23.045(a)) for the payment of the 1984
7 permanent fund dividend.

8 * Sec. 15. The sum of \$7,985,700 is appropriated to the dividend fund
9 (AS 43.23.045) from the net income of the Alaska permanent fund earned
10 during the fiscal year ending June 30, 1983, for the payment of the 1984
11 permanent fund dividend.

12 (SECTION 16 BEGINS ON PAGE 5)
13
14
15
16
17
18
19
20
21
22
23
24
25
26
27
28
29

FISCAL YEAR 1985 BUDGET SUMMARY BY FUNDING SOURCE

FUNDING SOURCE	OPERATING BUDGET	LOANS BUDGET	NEW LEGISLATION BUDGET	CAPITAL BUDGET	TOTAL BUDGET
FEDERAL RECEIPTS	209,061,300				209,061,300
GENERAL FUND MATCH	72,281,800				72,281,800
GENERAL FUND	1,851,883,500				1,851,883,500
INTER-AGENCY RECEIPTS	133,484,000				133,484,000
80 UNIVERSITY OF ALASKA G.O. BONDS					
80 EDUCATION G.O. BONDS					
80 WATER & SEWER G.O. BONDS					
RENEWABLE RESOURCES INVESTMENT FUND					
80 CORRECTIONAL & PUB. SAFETY G.O. BONDS					
80 HARBOR & FLOOD CONTROL G.O. BONDS					
80 TRANSPORTATION G.O. BONDS					
AGRICULTURAL LOAN FUND	655,300				655,300
FICA ADMINISTRATION FUND ACCOUNT	100,200				100,200
FISH AND GAME FUND	7,880,800				7,880,800
HIGHWAY WORKING CAPITAL FUND	18,559,200				18,559,200
INTERNATIONAL AIRPORT REVENUE FUND	24,028,400				24,028,400
PROGRAM RECEIPTS	47,642,500				47,642,500
PUBLIC EMPLOYEES RETIREMENT FUND	3,257,600				3,257,600
SCHOOL FUND (CIGARETTE TAX)	2,500,000				2,500,000
SECOND INJURY FUND RESERVE ACCOUNT	2,187,600				2,187,600
DISABLED FISHERMANS RESERVE ACCOUNT	1,473,700				1,473,700
SURPLUS PROPERTY REVOLVING FUND	194,000				194,000
TEACHERS RETIREMENT SYSTEM FUND	2,625,400				2,625,400
VETERANS REVOLVING LOAN FUND	707,500				707,500
COMMERCIAL FISHING LOAN FUND	187,700				187,700
FEDERAL REVENUE SHARING FUND					
STUDENT FEES, UNIVERSITY OF ALASKA	15,647,600				15,647,600
INDIRECT COST RECOVERY	7,324,800				7,324,800
MARINE/COASTAL PROTECTION FUND					
DONATED COMMODITY HANDLING FEE ACCOUNT	148,500				148,500
JUDICIAL RETIREMENT SYSTEM	23,700				23,700
PUBLIC LAW 81-874/GENERAL FUND	12,044,100				12,044,100
RENEWABLE RESOURCE DEVELOPMENT FUND					
NATIONAL GUARD RETIREMENT SYSTEM	21,800				21,800
STUDENT REVOLVING LOAN FUND					
TITLE 20	4,227,100				4,227,100
RESTRICTED RECEIPTS, U OF A	19,421,800				19,421,800
TRAINING AND BUILDING FUND	763,100				763,100
PERMANENT FUND DIVIDEND FUND	3,015,500				3,015,500
UNIVERSITY OF ALASKA REVENUE BONDS					
MISCELLANEOUS FEDERAL					
80 COURTS SYSTEM G.O. BONDS					
AHFC STATE ASSISTED BONDS					
AHFC HOME MORTGAGE BONDS					
AHFC GUARANTEED VETERANS' BONDS					
SMALL BUSINESS LOAN FUND					
TOURISM REVOLVING LOAN FUND					
CORRECTIONAL INDUSTRIES FUND	703,000				703,000
**** TOTALS ****	\$2,442,051,500				\$2,442,051,500

1 * SEC. 16 THE FOLLOWING APPROPRIATION ITEMS ARE FOR
 2 OPERATING EXPENDITURES FROM THE GENERAL FUND OR OTHER
 3 FUNDS AS SET OUT IN THE FISCAL YEAR 1985 BUDGET SUMMARY
 4 BY FUNDING SOURCE TO THE AGENCIES NAMED AND FOR THE
 5 PURPOSES EXPRESSED FOR THE FISCAL YEAR BEGINNING JULY 1,
 6 1984, AND ENDING JUNE 30, 1985, UNLESS OTHERWISE
 7 INDICATED.

		ALLOCATIONS	APPROPRIATION ITEMS	APPROPRIATION GENERAL FUND	APPROPRIATION OTHER FUNDS	FUND SOURCES
10	*****		*****			
11	***** OFFICE OF THE GOVERNOR *****					
12	*****		*****			
13	GENERAL GOVERNMENT					
14	COMMISSIONS		1,659,600	1,569,800	89,800	
15	HUMAN RIGHTS COMMISSION (24 POSITIONS)	1,332,900				
16	ALASKA WOMENS COMMISSION (4 POSITIONS)	326,700				
17	EXECUTIVE OPERATIONS		7,396,400	7,396,400		
18	EXECUTIVE OFFICE (74 POSITIONS)	5,389,100				
19	CONTINGENCY FUND	750,000				
20	EXECUTIVE MANSION (4 POSITIONS)	379,300				
21	ALASKA LANDS USE COUNCIL (3 POSITIONS)	197,800				
22	LIEUTENANT GOVERNOR (9 POSITIONS)	680,20.				
23	OFFICE OF MANAGEMENT & BUDGET (93 POSITIONS)		8,713,700	6,971,200	1,742,500	
24	ELECTIONS (24 POSITIONS)		4,572,100	4,572,100		
25	SALARY AND BENEFITS INCREASES - ALL AGENCIES		1,891,100	1,891,100		
26	DATA AND WORD PROCESSING		683,100	683,100		

1	OFFICE OF THE GOVERNOR (CONT.)		APPROPRIATION	APPROPRIATION	FUND SOURCES	2
3		ALLOCATIONS	ITEMS	GENERAL FUND	OTHER FUNDS	3
4	HUMAN RIGHTS	29,500				4
5	EXECUTIVE OFFICE	83,600				5
6	ALASKA LAND USE COUNCIL	14,000				6
7	LT. GOVERNOR	7,000				7
8	OFFICE OF MANAGEMENT AND BUDGET (1 POSITION)	171,500				8
9	ELECTIONS	377,500				9
10		* * * * *	* * * * *			10
11		* * * * * DEPARTMENT OF ADMINISTRATION	* * * * *			11
12		* * * * *	* * * * *			12
13	TEACHER RETIREMENT MATCH		30,332,100	30,332,100		13
14	LONGEVITY BONUS (5 POSITIONS)		31,872,700	31,872,700		14
15	PIONEERS HOME		20,704,300	19,144,800	1,559,500	15
16	SITKA (91 POSITIONS)	4,031,200				16
17	FAIRBANKS (76 POSITIONS)	3,642,100				17
18	PALMER (78 POSITIONS)	3,282,900				18
19	ANCHORAGE (193 POSITIONS)	7,102,500				19
20	KETCHIKAN (54 POSITIONS)	2,446,800				20
21	CENTRAL OFFICE (2 POSITIONS)	198,800				21
22	OLDER ALASKANS COMMISSION		9,433,000	4,177,800	5,255,200	22
23	ADMINISTRATION (21 POSITIONS)	1,125,800				23
24	GRANTS AND SERVICES (8 POSITIONS)	7,653,100				24
25	SPECIAL GRANTS	429,100				25
26	THE SUM OF \$98,000 IS APPROPRIATED TO THE DEPARTMENT OF					26
27	ADMINISTRATION AS A DIRECT GRANT TO SOUTHEAST SENIOR					27

11

1	DEPARTMENT OF ADMINISTRATION (CONT.)				1
2			APPROPRIATION	APPROPRIATION	FUND SOURCES
3		ALLOCATIONS	ITEMS	GENERAL FUND	OTHER FUNDS
4	SERVICES FOR THE PURPOSE OF CONTINUING SENIOR PROGRAMS.				
5	THE SUM OF \$30,000 IS APPROPRIATED TO THE DEPARTMENT OF				
6	ADMINISTRATION AS A DIRECT GRANT TO CAPTAIN COOK				
7	JAYCEES, INC, FOR THE PURPOSE OF OPERATING THE FAIRBANKS				
8	FOSTER GRANDPARENT/SENIOR COMPANION PROGRAM.				
9	THE SUM OF \$25,000 IS APPROPRIATED TO THE DEPARTMENT OF				
10	ADMINISTRATION AS A DIRECT GRANT TO CAPTAIN COOK				
11	JAYCEES, INC, FOR THE PURPOSE OF OPERATING THE FAIRBANKS				
12	RETIRED SENIOR VOLUNTEER PROGRAM.				
13	THE SUM OF \$118,300 IS APPROPRIATED TO THE DEPARTMENT OF				
14	ADMINISTRATION AS A DIRECT GRANT TO THE OLDER PERSONS				
15	ACTION GROUP FOR THE PURPOSE OF CONTINUING OPERATIONS.				
16	THE SUM OF \$157,800 IS APPROPRIATED TO THE DEPARTMENT OF				
17	ADMINISTRATION AS A DIRECT GRANT TO THE WILINGHAM				
18	SENIOR CENTER FOR THE PURPOSE OF CONTINUING OPERATIONS.				
19	LONG TERM CARE	225,000			
20	PUBLIC DEFENDER		5,175,000	5,175,000	
21	FIRST JUDICIAL DISTRICT (11 POSITIONS)	707,300			
22	SECOND JUDICIAL DISTRICT (7 POSITIONS)	526,300			
23	THIRD JUDICIAL DISTRICT (40 POSITIONS)	2,447,100			
24	FOURTH JUDICIAL DISTRICT (18 POSITIONS)	1,279,900			
25	ADMINISTRATION AND SUPPORT (3 POSITIONS)	214,400			
26	DEPARTMENTAL ADMINISTRATIVE SERVICES		4,825,700	3,629,400	1,196,300

11

1	DEPARTMENT OF ADMINISTRATION (CONT.)				1
2			APPROPRIATION	APPROPRIATION	FUND SOURCES
3		ALLOCATIONS	ITEMS	GENERAL FUND	OTHER FUNDS
4	OFFICE OF THE COMMISSIONER (10 POSITIONS)	985,800			
5	ADMINISTRATIVE SERVICES (52 POSITIONS)	2,083,100			
6	DATA AND WORD PROCESSING				
7	PERSONNEL	120,300			
8	FINANCE	710,500			
9	GENERAL SERVICES	125,200			
10	LABOR RELATIONS	2,600			
11	EQUAL EMPLOYMENT OPPORTUNITY	28,600			
12	TELECOMMUNICATIONS SYSTEMS	17,200			
13	CIP DIRECT CHARGE POSITIONS & COSTS (17 POSITIONS)	752,400			
14	STATEWIDE ADMINISTRATIVE SERVICES		16,226,000	9,745,900	6,480,100
15	PERSONNEL (72 POSITIONS)	2,828,200			
16	LABOR RELATIONS (13 POSITIONS)	824,200			
17	FINANCE (45 POSITIONS)	1,973,800			
18	GENERAL SERVICES				
19	PURCHASING (19 POSITIONS)	1,300,200			
20	PROPERTY MANAGEMENT (11 POSITIONS)	473,200			
21	CENTRAL DUPLICATING AND MAIL (37 POSITIONS)	2,092,600			
22	ARCHIVES (14 POSITIONS)	737,700			
23	RETIREMENT & BENEFITS (49 POSITIONS)	5,390,600			
24	EQUAL EMPLOYMENT OPPORTUNITY (11 POSITIONS)	518,500			
25	LABOR RELATIONS AGENCY	87,000			
26	ALASKA PUBLIC OFFICES COMMISSION (11 POSITIONS)		535,900	535,900	

61

1	DEPARTMENT OF ADMINISTRATION (CONT.)		1
2		ALLOCATIONS	2
3		APPROPRIATION	3
4		ITEMS	4
5		GENERAL FUND	5
6		OTHER FUNDS	6
4	RISK MANAGEMENT (8 POSITIONS)	14,963,800	14,963,800
5	INFORMATION RESOURCE MANAGEMENT (131 POSITIONS)	16,147,700	11,941,500 4,206,200
6	TELECOMMUNICATIONS	8,975,800	7,969,400 1,006,400
7	TELECOMMUNICATIONS SYSTEMS		
8	TELECOMMUNICATIONS SYSTEMS (53 POSITIONS)	8,109,800	
9	OCCASIONAL USE TRANSPONDER	260,000	
10	TELECOMMUNICATIONS SERVICES (8 POSITIONS)	606,000	
11	PUBLIC BROADCASTING COMMISSION (6 POSITIONS)		7,090,300 7,090,300
12	BUILDING AND EQUIPMENT SERVICES		37,628,100 36,551,300 1,076,800
13	LEASING AND FACILITIES (2 POSITIONS)	36,637,500	
14	EMPLOYEE HOUSING (3 POSITIONS)	990,600	
15		*****	
16		***** DEPARTMENT OF LAW *****	
17		*****	
18	PUBLIC PROTECTION		
19	CONSUMER PROTECTION (15 POSITIONS)		827,300 827,300
20	ADMINISTRATION OF JUSTICE		
21	PROSECUTION		10,362,200 10,029,900 332,300
22	FIRST JUDICIAL DISTRICT (17 POSITIONS)	1,058,300	
23	SECOND JUDICIAL DISTRICT (9 POSITIONS)	791,900	
24	THIRD JUDICIAL DISTRICT (58 POSITIONS)	3,734,900	
25	FOURTH JUDICIAL DISTRICT (20 POSITIONS)	1,468,600	

61

1	DEPARTMENT OF LAW (CONT.)		APPROPRIATE	APPROPRIATION	FUND SOURCES	2
3		ALLOCATIONS	ITEMS	GENERAL FUND	OTHER FUNDS	3
4	ADMINISTRATION AND SUPPORT (11 POSITIONS)	952,800				4
5	CRIMINAL APPEALS & SPECIAL PROSECUTION (26 POSITIONS)	1,668,900				5
6	PRE TRIAL DIVERSION (15 POSITIONS)	686,800				6
7	DATA AND WORD PROCESSING		403,200	339,500	63,700	7
8	PROSECUTION (4 POSITIONS)	153,000				8
9	LEGAL SERVICES (3 POSITIONS)	250,200				9
10	GENERAL GOVERNMENT					10
11	LEGAL SERVICES		10,642,900	4,840,900	5,802,000	11
12	OPERATIONS (131 POSITIONS)	9,100,000				12
13	ADMINISTRATION & SUPPORT (8 POSITIONS)	386,300				13
14	SPECIAL OIL AND GAS PROJECTS (16 POSITIONS)	1,156,600				14
15		*****	*****			15
16		***** DEPARTMENT OF REVENUE *****				16
17		*****	*****			17
18	PUBLIC PROTECTION					18
19	ALCOHOLIC BEVERAGE CONTROL BOARD (12 POSITIONS)		660,400	660,400		19
20	DEVELOPMENT					20
21	SHARED TAXES		80,741,500	80,741,500		21
22	MUNICIPAL ASSISTANCE	70,500,000				22
23	AMUSEMENT AND GAMING TAX	42,500				23
24	AVIATION FUEL TAX	141,000				24
25	ELECTRIC AND TELEPHONE COOPERATIVE TAX	1,300,000				25

1	DEPARTMENT OF REVENUE (CONT.)				1
2			APPROPRIATION	APPROPRIATION	FUND SOURCES
3		ALLOCATIONS	ITEMS	GENERAL FUND	OTHER FUNDS
4	LIQUOR LICENSE TAX	900,000			
5	FISHERIES TAX	7,858,000			
6	MUNICIPAL BOND BANK AUTHORITY (2 POSITIONS)		379,400		379,400
7	PERMANENT FUND CORPORATION (12 POSITIONS)		4,352,500		4,352,500
8	IT IS THE INTENT OF THE LEGISLATURE THAT FUNDS ALLOCATED				
9	FOR CONTRACTUAL AND TRAVEL EXPENSES NOT BE USED FOR				
10	PERSONAL SERVICES EXPENSES.				
11	ALASKA HOUSING FINANCE CORPORATION (47 POSITIONS)		3,192,200		3,192,200
12	GENERAL GOVERNMENT				
13	CHILD SUPPORT ENFORCEMENT (92 POSITIONS)		3,931,900	1,140,500	2,791,400
14	REVENUE OPERATIONS		11,789,600	9,033,900	2,755,700
15	AUDIT (66 POSITIONS)	2,864,000			
16	PETROLEUM REVENUE (28 POSITIONS)	1,891,400			
17	ENFORCEMENT (23 POSITIONS)	1,117,000			
18	PUBLIC SERVICE (25 POSITIONS)	1,455,700			
19	TREASURY MANAGEMENT (27 POSITIONS)	4,461,500			
20	ADMINISTRATION AND SUPPORT		2,601,900	2,601,900	
21	OFFICE OF THE COMMISSIONER (15 POSITIONS)	1,266,400			
22	ADMINISTRATIVE SERVICES (30 POSITIONS)	1,335,500			
23	PERMANENT FUND DIVIDEND		2,453,000		2,453,000
24	ADMINISTRATIVE SERVICES (17 POSITIONS)	814,700			
25	PUBLIC SERVICES (19 POSITIONS)	723,900			

!!

1	DEPARTMENT OF REVENUE (CONT.)		APPROPRIATION	APPROPRIATION	FUND SOURCES	2
2						
3		ALLOCATIONS	ITEMS	GENERAL FUND	OTHER FUNDS	3
4	ENFORCEMENT (21 POSITIONS)	914,400				4
5	DATA AND WORD PROCESSING		2,356,500	1,176,900	1,179,600	5
6	ALCOHOL BEVERAGE CONTROL BOARD	7,300				6
7	AUDIT	70,800				7
8	PETROLEUM REVENUE (2 POSITIONS)	202,500				8
9	ENFORCEMENT	35,800				9
10	TREASURY MANAGEMENT	29,300				10
11	PUBLIC SERVICES	77,600				11
12	CHILD SUPPORT ENFORCEMENT DIVISION (1 POSITION)	875,200				12
13	ADMINISTRATION AND SUPPORT (5 POSITIONS)	416,900				13
14	ADMINISTRATION AND SUPPORT (1 POSITION)	78,100				14
15	PFD-ADMINISTRATIVE SERVICES (4 POSITIONS)	405,400				15
16	PFD-PUBLIC SERVICES (1 POSITION)	127,800				16
17	PFD-ENFORCEMENT	29,300				17
18		*****	*****			18
19		***** DEPARTMENT OF EDUCATION	*****			19
20		*****	*****			20
21	EDUCATION					21
22	K-12 SUPPORT		541,071,900	517,171,900	23,900,000	22
23	FOUNDATION PROGRAM	486,645,200				23
24	FOUNDATION SUPPLEMENTAL SUPPORT	1,409,500				24
25	THE SUM OF \$144,900 IS APPROPRIATED TO THE DEPARTMENT OF					25
26	EDUCATION AS A DIRECT GRANT TO THE CRAIG CITY SCHOOL					26
27	DISTRICT FOR THE PURPOSE OF CORRECTING CRAIG'S					27

!!

11

1	DEPARTMENT OF EDUCATION (CONT.)				
2			APPROPRIATION	APPROPRIATION	FUND SOURCES
3		ALLOCATIONS	ITEMS	GENERAL FUND	OTHER FUNDS
4	FOUNDATION ENTITLEMENT.				
5	THE SUM OF \$89,600 IS APPROPRIATED TO THE DEPARTMENT OF				
6	EDUCATION AS A DIRECT GRANT TO THE PRIBILOF SCHOOL				
7	DISTRICT FOR THE PURPOSE OF OFFSETTING OPERATING COST				
8	INCREASES DUE TO ELIMINATION OF FEDERAL SUBSIDIES FOR				
9	FUEL AND ELECTRICITY.				
10	PUPIL TRANSPORTATION	24,648,300			
11	STUDENT LUNCH PROGRAM	9,500,000			
12	CIGARETTE TAX DISTRIBUTION	2,500,000			
13	TUITION STUDENTS	9,722,800			
14	BOARDING HOME GRANTS	500,000			
15	STATE CONTRACT PROGRAMS	5,546,100			
16	RURAL SCHOOL VOCATIONAL EDUCATION PROG (RSVP)	600,000			
17	MANAGEMENT, LAW AND FINANCE		3,147,900	1,981,000	1,166,900
18	MANAGEMENT AND MONITORING SERVICE (3 POSITIONS)	216,700			
19	DISTRICT SUPPORT SERVICES (17 POSITIONS)	1,167,300			
20	DEPARTMENT ADMINISTRATIVE SERVICES (20 POSITIONS)	821,100			
21	DEPARTMENT OVERHEAD EXPENSES	515,400			
22	CIP OVERHEAD AND ASSOCIATED COSTS (6 POSITIONS)	427,400			
23	DATA AND WORD PROCESSING		666,200	599,700	66,500
24	VOCATIONAL REHABILITATION	68,600			
25	ELEMENTARY AND SECONDARY EDUCATION	457,900			

11

1	DEPARTMENT OF EDUCATION (CONT.)		APPROPRIATION	APPROPRIATION	FUND SOURCES	2
2						
3		ALLOCATIONS	ITEMS	GENERAL FUND	OTHER FUNDS	3
4	LIBRARIES AND MUSEUMS	73,200				4
5	CORRESPONDENCE STUDY	66,500				5
6	EDUCATION PROGRAM SUPPORT		19,561,600	3,138,000	16,423,600	6
7	EXCEPTIONAL CHILDREN (10 POSITIONS)	618,800				7
8	SUPPLEMENTAL PROGRAMS (15 POSITIONS)	16,182,600				8
9	SCHOOL IMPROVEMENT (13 POSITIONS)	2,760,200				9
10	THE SUM OF \$210,000 IS APPROPRIATED TO THE DEPARTMENT OF					10
11	EDUCATION AS A DIRECT GRANT TO THE ALASKA BLACK CAUCUS					11
12	FOR THE PURPOSE OF OPERATING THE ALASKA BLACK LEADERSHIP					12
13	CONFERENCE EDUCATION PROGRAM.					13
14	THE SUM OF \$20,000 IS APPROPRIATED TO THE DEPARTMENT OF					14
15	EDUCATION AS A DIRECT GRANT TO THE ALASKA NATIVE					15
16	FOUNDATION FOR THE PURPOSE OF ESTABLISHING A MODEL					16
17	CURRICULUM TASK FORCE.					17
18	EXECUTIVE ADMINISTRATION		858,800	848,300	10,500	18
19	COMMISSIONER'S OFFICE (10 POSITIONS)	691,500				19
20	STATE BOARD OF EDUCATION (1 POSITION)	167,300				20
21	COMMISSIONS AND BOARDS		6,291,300	5,580,100	711,200	21
22	PROFESSIONAL TEACHING PRACTICES COMMISSION (1 POSITION)	125,700				22
23	ALASKA SCHOOL ACTIVITIES ASSOCIATION (2 POSITIONS)	634,700				23
24	THE SUM OF \$30,000 IS APPROPRIATED TO THE DEPT. OF					24
25	EDUCATION AS A DIRECT GRANT TO THE ALASKA WRESTLING					25
26	ASSOCIATION FOR THE PURPOSE OF THE HIGH SCHOOL WRESTLING					26

1	DEPARTMENT OF EDUCATION (CONT.)		APPROPRIATION	APPROPRIATION	FUND SOURCES	2
3		ALLOCATIONS	ITEMS	GENERAL FUND	OTHER FUNDS	3
4	EXCHANGE PROGRAM.					4
5	ALASKA STATE COUNCIL ON THE ARTS (6 POSITIONS)	4,962,200				5
6	THE SUM OF \$8,400 IS APPROPRIATED TO THE STATE COUNCIL					6
7	ON THE ARTS AS A DIRECT GRANT TO THE CHILKOOT INDIAN					7
8	ASSOCIATION FOR THE PURPOSE OF OPERATING FINE ARTS CAMPS.					8
9	ALASKA HISTORICAL COMMISSION (3 POSITIONS)	568,700				9
10	EDUCATION DESIGN AND DELIVERY		7,986,900	5,306,800	2,680,100	10
11	RESEARCH, EVALUATION AND INFORMATION (12 POSITIONS)	918,900				11
12	EDUCATIONAL TECHNOLOGY AND TELECOMMUNICATIONS (9 POSITIONS)	4,487,900				12
13	THE SUM OF \$401,000 IS APPROPRIATED TO THE DEPARTMENT OF					13
14	EDUCATION AS A NAMED RECIPIENT GRANT TO MANIILAQ					14
15	MANPOWER FOR THE PURPOSE OF CONDUCTING A COMPUTER					15
16	LITERACY PROJECT.					16
17	CORRESPONDENCE STUDY-STATE (41 POSITIONS)	2,580,100				17
18	ADULT AND VOCATIONAL EDUCATION		13,226,400	9,673,400	3,553,000	18
19	ADULT BASIC EDUCATION	3,465,900				19
20	COMMUNITY SCHOOLS ADJUSTMENTS	4,075,400				20
21	FIRE SERVICE TRAINING	182,400				21
22	OTHER VOCATIONAL EDUCATION GRANTS	300,000				22
23	ADULT VOCATIONAL EDUCATION	133,700				23
24	YOUTH EMPLOYMENT SERVICES	456,000				24
25	CORRECTIONS EDUCATION PROGRAM	720,100				25

1	DEPARTMENT OF EDUCATION (CONT.)		APPROPRIATION	APPROPRIATION	FUND SOURCES	2
3		ALLOCATIONS	ITEMS	GENERAL FUND	OTHER FUNDS	3
4	GRANTS ADMINISTRATION (18 POSITIONS)	1,256,900				4
5	CAREER & VOCATIONAL EDUCATION (16 POSITIONS)	2,641,000				5
6	KOTZEBUE TECHNICAL CENTER		1,705,700	1,705,700		6
7	ALASKA VOCATIONAL TECHNICAL CENTER (71 POSITIONS)		4,836,300	3,926,200	910,100	7
8	MT. EDGE CUMBE BOARDING SCHOOL		994,100	729,100	265,000	8
9	CARETAKERSHIP AND MAINTENANCE (5 POSITIONS)	842,400				9
10	PROGRAM PLANNING AND DEVELOPMENT (2 POSITIONS)	151,700				10
11	VOCATIONAL REHABILITATION		11,940,100	5,576,600	6,363,500	11
12	GENERAL PROGRAM-SEC.110 (85 POSITIONS)	7,676,900				12
13	INDEPENDENT LIVING REHABILITATION	1,297,200				13
14	THE SUM OF \$330,000 IS APPROPRIATED TO THE DEPARTMENT OF					14
15	EDUCATION AS A DIRECT GRANT TO ACCESS ALASKA FOR THE					15
16	PURPOSES OF AN INDEPENDENT LIVING PROGRAM IN THE					16
17	FAIRBANKS AREA.					17
18	SPECIALIZED FACILITIES	534,800				18
19	DISABILITY DETERMINATION (21 POSITIONS)	2,253,500				19
20	EMPLOYMENT OF THE HANDICAPPED (3 POSITIONS)	177,700				20
21	ALASKA STATE LIBRARY AND MUSEUMS		7,220,000	6,816,900	403,100	21
22	LIBRARY OPERATIONS (64 POSITIONS)	4,789,600				22
23	MUSEUM OPERATIONS (20 POSITIONS)	1,269,800				23
24	BLUE BOOK (1 POSITION)	52,400				24
25	SPECIFIC CULTURAL PROGRAMS	1,108,200				25
26	THE SUM OF \$50,000 IS APPROPRIATED TO THE DEPARTMENT OF					26
27	EDUCATION AS A DIRECT GRANT TO THE NANA MUSEUM OF THE					27

		APPROPRIATION	APPROPRIATION FUND SOURCES		
	ALLOCATIONS	ITEMS	GENERAL FUND	OTHER FUNDS	
1 DEPARTMENT OF EDUCATION (CONT.)					1
2					2
3					3
4 ARCTIC FOR THE PURPOSE OF CONTINUING OPERATIONS.					4
5 THE SUM OF \$188,500 IS APPROPRIATED TO THE DEPARTMENT OF					5
6 EDUCATION AS A DIRECT GRANT TO THE ALASKA HISTORICAL AND					6
7 TRANSPORTATION MUSEUM FOR THE PURPOSE OF CONTINUING					7
8 OPERATIONS.					8
9 THE SUM OF \$150,000 IS APPROPRIATED TO THE DEPARTMENT OF					9
10 EDUCATION AS A DIRECT GRANT TO KAWERAK, INC FOR THE					10
11 PURPOSE OF CONDUCTING THE KAWERAK ESKIMO HERITAGE					11
12 PROGRAM.					12
13 THE SUM OF \$213,900 IS APPROPRIATED TO THE DEPARTMENT OF					13
14 EDUCATION AS A DIRECT GRANT TO THE NANA MUSEUM OF THE					14
15 ARCTIC FOR THE PURPOSE OF OPERATING THE INUPIAT					15
16 ILITQUSIAT YOUTH PROGRAM.					16
17 ALASKA POSTSECONDARY EDUCATION COMMISSION		5,117,900	4,695,800	422,100	17
18 GENERAL ADMINISTRATION (11 POSITIONS)	852,100				18
19 STUDENT LOAN ADMINISTRATION (56 POSITIONS)	2,073,900				19
20 WICHE-ADMINISTRATION	58,300				20
21 WICHE - STUDENT EXCHANGE PROGRAM	1,796,300				21
22 STUDENT INCENTIVE GRANT PROGRAM	190,500				22
23 DATA AND WORD PROCESSING	146,800				23

		ALLOCATIONS	APPROPRIATION ITEMS	APPROPRIATION GENERAL FUND	FUND SOURCES OTHER FUNDS	
1						1
2						2
3	*****		*****			3
4	***** DEPARTMENT OF HEALTH & SOCIAL SERVICES		*****			4
5	*****		*****			5
6	ASSISTANCE PAYMENTS		52,506,400	33,175,700	19,330,700	6
7	AID TO FAMILIES WITH DEPENDENT CHILDREN	38,661,400				7
8	GENERAL RELIEF	537,000				8
9	ADULT PUBLIC ASSISTANCE	13,308,000				9
10	PERMANENT FUND DIVIDEND HOLD HARMLESS (8 POSITIONS)		4,216,100	4,216,100		10
11	ENERGY ASSISTANCE PROGRAM (17 POSITIONS)		6,747,500		6,747,500	11
12	MEDICAL ASSISTANCE		73,911,600	44,618,800	29,292,800	12
13	MEDICAID	61,539,500				13
14	CATASTROPHIC ILLNESS	2,312,600				14
15	GENERAL RELIEF-MEDICAL	10,059,500				15
16	PUBLIC ASSISTANCE ADMINISTRATION		13,798,600	7,827,600	5,971,000	16
17	QUALITY CONTROL (14 POSITIONS)	730,600				17
18	STAFF DEVELOPMENT (5 POSITIONS)	326,800				18
19	ELIGIBILITY DETERMINATION (238 POSITIONS)	9,891,100				19
20	MEDICAL CARE ADVISORY COMMITTEE	53,200				20
21	CERTIFICATION & LICENSING (6 POSITIONS)	444,500				21
22	ADMINISTRATION (27 POSITIONS)	2,352,400				22
23	RATE COMMISSION MEDICAL (5 POSITIONS)		382,600	196,400	186,200	23
24	PURCHASED SERVICES		5,785,300	5,078,300	707,000	24
25	HOMEMAKER SERVICES	383,700				25

11

1	DEPARTMENT OF HEALTH & SOCIAL SERVICES (CONT.)		APPROPRIATION	APPROPRIATION	FUND SOURCES	2
3		ALLOCATIONS	ITEMS	GENERAL FUND	OTHER FUNDS	3
4	DAY CARE	357,500				4
5	PREVENTIVE SERVICES	2,113,200				5
6	THE SUM OF \$40,000 IS APPROPRIATED TO THE DEPARTMENT AS					6
7	A DIRECT GRANT TO BIG BROTHERS/BIG SISTERS OF JUNEAU FOR					7
8	LOCAL SERVICES TO YOUTH.					8
9	THE SUM OF \$50,000 IS APPROPRIATED TO THE DEPARTMENT AS					9
10	A DIRECT GRANT TO PARTNERS, INCORPORATED FOR A YOUTH					10
11	DELINQUENCY PROGRAM IN ANCHORAGE.					11
12	ADULT SERVICES	2,930,900				12
13	SOCIAL SERVICES		11,425,900	10,975,600	450,300	13
14	DIRECT SERVICE DELIVERY (212 POSITIONS)	10,766,400				14
15	WORK INCENTIVE (13 POSITIONS)	659,500				15
16	JUVENILE CUSTODY		16,363,000	16,363,000		16
17	FOSTER CARE (7 POSITIONS)	5,526,700				17
18	INSTITUTIONAL CARE	10,836,300				18
19	SOCIAL SERVICES BLOCK GRANT OFFSET			-4,227,100	4,227,100	19
20	YOUTH SERVICES		12,172,400	12,172,400		20
21	MCLAUGHLIN YOUTH CENTER (121 POSITIONS)	6,481,900				21
22	FAIRBANKS YOUTH FACILITY (25 POSITIONS)	1,457,900				22
23	NOME YOUTH FACILITY (13 POSITIONS)	902,900				23
24	PROBATION/ADMINISTRATION (66 POSITIONS)	3,329,700				24
25	MANIILAQ (AS 37.05.316)		3,852,000	3,852,000		25

1	DEPARTMENT OF HEALTH & SOCIAL SERVICES (CONT.)				1	
2			APPROPRIATION	APPROPRIATION	FUND SOURCES	2
3		ALLOCATIONS	ITEMS	GENERAL FUND	OTHER FUNDS	3
4	ELIGIBILITY DETERMINATION & STAFF DEVELOPMENT	186,500				4
5	SOCIAL SERVICES	1,057,500				5
6	PUBLIC HEALTH SERVICES	754,600				6
7	ALCOHOLISM AND DRUG ABUSE SERVICES	700,700				7
8	MENTAL HEALTH AND DEVELOPMENTAL DISABILITIES SERVICES	219,600				8
9	SENIOR CENTER	934,100				9
10	NORTON SOUND HEALTH CORPORATION (AS 37.05.316)		2,556,300	2,479,700	76,600	10
11	SOCIAL SERVICES	367,500				11
12	PUBLIC HEALTH	1,091,100				12
13	ALCOHOL AND DRUG ABUSE	629,000				13
14	MENTAL HEALTH AND DEVELOPMENTAL DISABILITIES	211,000				14
15	SANITATION	257,700				15
16	ANCHORAGE SOCIAL SERVICES BLOCK GRANT		3,047,200	3,047,200		16
17	STATE HEALTH SERVICES		22,650,200	16,212,000	6,438,200	17
18	NURSING (159 POSITIONS)	8,335,900				18
19	COMMUNICABLE DISEASE CONTROL (26 POSITIONS)	2,391,200				19
20	FAMILY HEALTH (45 POSITIONS)	7,499,800				20
21	LAB SERVICES (44 POSITIONS)	2,256,800				21
22	ADMINISTRATIVE SERVICES (20 POSITIONS)	2,166,500				22
23	HEALTH GRANTS		6,881,200	6,550,500	330,700	23
24	INFANT LEARNING GRANTS	2,111,900				24
25	COMMUNITY HEALTH GRANTS	3,172,400				25
26	THE SUM OF \$131,000 IS APPROPRIATED TO THE DEPARTMENT AS					26

1	2	3	4	5	6	7	8	9	10	11	12	13	14	15	16	17	18	19	20	21	22	23	24	25	26	27
DEPARTMENT OF HEALTH & SOCIAL SERVICES (CONT.)																										
ALLOCATIONS																										
APPROPRIATION																										
APPROPRIATION FUND SOURCES																										
ITEMS																										
GENERAL FUND																										
OTHER FUNDS																										
4 A DIRECT GRANT TO THE NORTH SLOPE BOROUGH FOR THE																										
5 REGIONAL CANCER PROJECT.																										
6 THE SUM OF \$14,500 IS APPROPRIATED TO THE DEPARTMENT AS																										
7 A DIRECT GRANT TO THE KENAI PENINSULA COMMUNITY CARE																										
8 CENTER FOR THE RESIDENTIAL CARE FACILITY.																										
9 THE SUM OF \$28,200 IS APPROPRIATED TO THE DEPARTMENT AS																										
10 A DIRECT GRANT TO THE PENINSULA HOME HEALTH CARE,																										
11 INCORPORATED FOR HOME HEALTH CARE.																										
12 THE SUM OF \$75,000 IS APPROPRIATED TO THE DEPARTMENT AS																										
13 A DIRECT GRANT TO THE ALASKA NATIVE HEALTH BOARD FOR A																										
14 RURAL HEALTH CARE STUDY.																										
15 THE SUM OF \$53,000 IS APPROPRIATED TO THE DEPARTMENT AS																										
16 A DIRECT GRANT TO THE CHEVAK AREA CLINIC FOR OPERATIONS.																										
17 THE SUM OF \$48,000 IS APPROPRIATED FOR A NURSE																										
18 PRACTITIONER AS A PHYSICIAN'S ASSISTANT IN WHITTIER.																										
19 THE SUM OF \$120,600 IS APPROPRIATED TO THE DEPARTMENT AS																										
20 A DIRECT GRANT TO THE KODIAK AREA NATIVE ASSOCIATION FOR																										
21 KODIAK ISLAND ITINERANT HEALTH CARE TEAM.																										
22 THE SUM OF \$85,000 IS APPROPRIATED TO THE DEPARTMENT AS																										
23 A DIRECT GRANT TO THE NEIGHBORHOOD HEALTH CENTER DENTAL																										
24 CLINIC FOR PREVENTIVE AND RESTOREATIVE DENTAL CARE.																										
25 THE SUM OF \$64,400 IS APPROPRIATED TO THE DEPARTMENT AS																										
26 A DIRECT GRANT TO THE SOUTHEAST ALASKA REGIONAL HEALTH																										
27 CORPORATION FOR OPERATION OF THE MEDICAL CENTER.																										

		ALLOCATIONS	APPROPRIATION ITEMS	APPROPRIATION GENERAL FUND	FUND SOURCES OTHER FUNDS	
1	DEPARTMENT OF HEALTH & SOCIAL SERVICES (CONT.)					1
2						2
3						3
4	EMERGENCY MEDICAL SERVICES	1,596,900				4
5	THE SUM OF \$32,000 IS APPROPRIATED TO THE DEPARTMENT AS					5
6	A DIRECT GRANT TO THE KODIAK AREA NATIVE ASSOCIATION FOR					6
7	THE PURPOSE OF EMERGENCY MEDICAL SERVICES.					7
8	THE SUM OF \$67,900 IS APPROPRIATED TO THE DEPARTMENT AS					8
9	A DIRECT GRANT TO THE ALEUTIAN PRIBILOF ISLAND					9
10	ASSOCIATION FOR THE PURPOSES OF EMERGENCY MEDICAL					10
11	SERVICES.					11
12	THE SUM OF \$50,700 IS APPROPRIATED TO THE DEPARTMENT AS					12
13	A DIRECT GRANT TO THE BRISTOL BAY AREA HEALTH					13
14	CORPORATION FOR THE PURPOSES OF EMERGENCY MEDICAL					14
15	SERVICES.					15
16	THE SUM OF \$34,900 IS APPROPRIATED TO THE DEPARTMENT AS					16
17	A DIRECT GRANT TO THE INTERIOR REGION MEDICAL SERVICES					17
18	COUNCIL, INC. FOR THE PURPOSES OF EMERGENCY MEDICAL					18
19	SERVICES AND TRAINING.					19
20	THE SUM OF \$35,400 IS APPROPRIATED TO THE DEPARTMENT AS					20
21	A DIRECT GRANT TO SOUTHEAST REGION EMERGENCY MEDICAL					21
22	SERVICES FOR THE PURPOSES OF TRAINING AND EQUIPMENT.					22
23	ALCOHOL AND DRUG ABUSE SERVICES		15,311,400	13,807,000	,504,400	23
24	ADMINISTRATION (18 POSITIONS)	1,374,000				24
25	DRUG ABUSE GRANTS	2,082,000				25

11

1 DEPARTMENT OF HEALTH & SOCIAL SERVICES (CONT.)					1
2					2
3					3
4					4
5					5
6					6
7					7
8					8
9					9
10					10
11					11
12					12
13					13
14					14
15					15
16					16
17					17
18					18
19					19
20					20
21					21
22					22
23					23
24					24
25					25
		ALLOCATIONS	APPROPRIATION ITEMS	APPROPRIATION GENERAL FUND	FUND SOURCES OTHER FUNDS
	ALCOHOL ABUSE GRANTS	11,855,400			
	THE SUM OF \$80,000 IS APPROPRIATED TO IKAYUQTIT, INCORPORATED FOR THE PURPOSES OF COUNSELING AND SUPPORT IN SUBSTANCE ABUSE PROGRAMS.				
	COMMUNITY MENTAL HEALTH GRANTS		6,058,400	5,496,500	561,900
	THE SUM OF \$100,000 IS APPROPRIATED TO THE DEPARTMENT AS A DIRECT GRANT TO THE ALASKA NATIVE HEALTH BOARD FOR A SUICIDE EVALUATION PROJECT.				
	THE SUM OF \$54,200 IS APPROPRIATED TO THE DEPARTMENT AS A DIRECT GRANT TO THE FAIRBANKS CRISIS FOUNDATION FOR OPERATIONS.				
	THE SUM OF \$60,000 IS APPROPRIATED TO THE DEPARTMENT AS A DIRECT GRANT TO THE ANCHORAGE SUICIDE PREVENTION AND CRISIS CENTER FOR OPERATIONS.				
	THE SUM OF \$819,700 IS APPROPRIATED TO THE DEPARTMENT AS A DIRECT GRANT TO THE ANCHORAGE MENTAL HEALTH CENTER FOR AFTERCARE, EMERGENCY SERVICES, DAY BREAK, ADULT AND FAMILY CENTER AND TRANSITIONAL LIVING CENTER PROGRAMS.				
	COMMUNITY DEVELOPMENTAL DISABILITIES SERVICE		7,209,200	7,209,200	
	GOVERNORS COUNCIL/HANDICAPPED & GIFTED (3 POSITIONS)		236,600		236,600
	INSTITUTIONS AND ADMINISTRATION		24,519,900	21,257,500	3,262,400
	ADMINISTRATION (15 POSITIONS)	1,044,400			

11

1	DEPARTMENT OF HEALTH & SOCIAL SERVICES (CONT.)		APPROPRIATION	APPROPRIATION	FUND SOURCES	2
3		ALLOCATIONS	ITEMS	GENERAL FUND	OTHER FUNDS	3
4	ALASKA PSYCHIATRIC INSTITUTE (294 POSITIONS)	13,725,000				4
5	REGIONAL ADMINISTRATION (8 POSITIONS)	2,050,800				5
6	HARBORVIEW DEVELOPMENT CENTER (139 POSITIONS)	7,699,700				6
7	DATA AND WORD PROCESSING		3,528,200	2,358,800	1,169,400	7
8	PUBLIC ASSISTANCE SERVICES (8 POSITIONS)	2,416,300				8
9	PUBLIC HEALTH SERVICES (1 POSITION)	77,000				9
10	MENTAL HEALTH SERVICES (2 POSITIONS)	123,000				10
11	FAMILY AND YOUTH SERVICES (2 POSITIONS)	263,100				11
12	ALCOHOLISM & DRUG ABUSE SERVICES (1 POSITION)	64,500				12
13	ADMINISTRATIVE SERVICES (8 POSITIONS)	584,300				13
14	COMMISSIONER'S OFFICE (11 POSITIONS)		844,900	844,900		14
15	ADMINISTRATIVE SERVICES		4,819,600	4,202,800	616,800	15
16	ADMINISTRATIVE SERVICES					16
17	FRAUD INVESTIGATION (9 POSITIONS)	395,200				17
18	AUDIT (8 POSITIONS)	479,500				18
19	PERSONNEL AND PAYROLL (12 POSITIONS)	494,200				19
20	BUDGET AND FINANCE (41 POSITIONS)	1,723,400				20
21	PLANNING AND DEVELOPMENT (15 POSITIONS)	1,233,200				21
22	VITAL STATISTICS (12 POSITIONS)	424,900				22
23	OVERHEAD AND ASSOCIATED COSTS CIP (1 POSITION)	69,200				23

11

1		ALLOCATIONS	APPROPRIATION ITEMS	APPROPRIATION GENERAL FUND	FUND SOURCES OTHER FUNDS	1
2						2
3		* * * * *	* * * * *			3
4		* * * * * DEPARTMENT OF LABOR	* * * * *			4
5		* * * * *	* * * * *			5
6	EMPLOYMENT SECURITY		25,401,100	1,737,000	23,664,100	6
7	EMPLOYMENT SERVICES (208 POSITIONS)	10,063,000				7
8	UNEMPLOYMENT INSURANCE (255 POSITIONS)	13,307,800				8
9	DIRECTORS OFFICE (4 POSITIONS)	281,300				9
10	UNEMPLOYMENT INSURANCE INVESTIGATION (10 POSITIONS)	530,500				10
11	WORKERS INCENTIVE (WIN) (19 POSITIONS)	1,218,500				11
12	ADMINISTRATION		8,352,900	2,205,800	6,147,100	12
13	ADMINISTRATION					13
14	COMMISSIONER'S OFFICE (10 POSITIONS)	1,067,900				14
15	MANAGEMENT SERVICES (41 POSITIONS)	2,009,100				15
16	SPECIAL SERVICES (37 POSITIONS)	2,141,300				16
17	DATA PROCESSING (45 POSITIONS)	3,134,600				17
18	PUBLIC PROTECTION		12,413,600	6,956,700	5,456,900	18
19	PUBLIC PROTECTION					19
20	OCCUPATIONAL SAFETY AND HEALTH (34 POSITIONS)	2,617,300				20
21	FISHERMENS FUND (3 POSITIONS)	1,473,700				21
22	WORKERS' COMPENSATION ADMINISTRATION (46 POSITIONS)	2,929,100				22
23	SECOND INJURY FUND (6 POSITIONS)	2,581,400				23
24	WAGE AND HOUR ADMINISTRATION (27 POSITIONS)	1,442,900				24
25	MECHANICAL INSPECTION (21 POSITIONS)	1,369,200				25

11

		ALLOCATIONS	APPROPRIATION ITEMS	APPROPRIATION GENERAL FUND	APPROPRIATION OTHER FUNDS	FUND SOURCES
1						1
2						2
3						3
4						4
5						5
6	PUBLIC PROTECTION					6
7	MEASUREMENT STANDARDS (42 POSITIONS)		1,964,500	1,964,500		7
8	BANKING SECURITIES & CORPORATIONS		1,251,000	1,136,000	115,000	8
9	CORPORATIONS (7 POSITIONS)	253,100				9
10	FINANCIAL INSTITUTIONS (17 POSITIONS)	997,900				10
11	INSURANCE (19 POSITIONS)		1,034,600	1,034,600		11
12	OCCUPATIONAL LICENSING		1,588,700	1,588,700		12
13	ADMINISTRATION (19 POSITIONS)	913,000				13
14	LICENSING BOARDS	95,000				14
15	INVESTIGATIONS (8 POSITIONS)	580,700				15
16	COMMISSIONER & ADMINISTRATIVE SERVICES (24 POSITIONS)		1,407,800	1,381,800	26,000	16
17	DATA AND WORD PROCESSING (2 POSITIONS)		322,300	243,700	78,600	17
18	REGULATORY COMMISSIONS					18
19	ALASKA TRANSPORTATION COMMISSION (25 POSITIONS)		1,449,700	1,449,700		19
20	ALASKA PUBLIC UTILITIES COMMISSION (49 POSITIONS)		3,356,300	2,601,200	755,100	20
21	REAL ESTATE COMMISSION (6 POSITIONS)		427,400	322,400	105,000	21
22	OIL AND GAS CONSERVATION COMMISSION (25 POSITIONS)		2,033,500	2,033,500		22
23	DEVELOPMENT					23
24	ALASKA POWER AUTHORITY		13,383,200	9,108,000	4,275,200	24
25	ADMINISTRATION (20 POSITIONS)	1,175,200				25

1 DEPARTMENT OF COMMERCE & ECONOMIC DEVELOPMENT (CONT.)					1	
2		ALLOCATIONS	APPROPRIATION	APPROPRIATION	FUND SOURCES	2
3			ITEMS	GENERAL FUND	OTHER FUNDS	3
4	POWER COST ASSISTANCE	8,300,000				4
5	PLANT OPERATION & MAINTENANCE (6 POSITIONS)	2,490,900				5
6	PROJECT POSITIONS/ASSOCIATED COSTS (24 POSITIONS)	1,417,100				6
7	INVESTMENTS (23 POSITIONS)		1,200,400	916,000	284,400	7
8	THE SUM OF \$12,000 IS INCLUDED IN THE TRAVEL LINE ITEM					8
9	FOR THE TRAVEL REQUIREMENTS OF THE DILLINGHAM LOAN					9
10	OFFICER WHO IS RESPONSIBLE FOR PROVIDING ASSISTANCE TO					10
11	LOAN APPLICANTS, INSPECTING COLLATERAL, AND INFORMING					11
12	ALASKANS IN THE BRISTOL BAY AREA ABOUT THE LOAN PROGRAMS					12
13	FOR FISHERMEN.					13
14	THE SUM OF \$25,000 IS INCLUDED IN THE CONTRACTUAL LINE					14
15	ITEM FOR THE PURPOSE OF DESIGNING AND IMPLEMENTING A					15
16	RURAL PUBLIC AWARENESS PROGRAM WHICH PROVIDES ASSISTANCE					16
17	AND INFORMATION REGARDING THE ALTERNATIVE TECHNOLOGY AND					17
18	ENERGY LOAN PROGRAM.					18
19	ACCOUNTING AND COLLECTIONS (31 POSITIONS)		1,308,900	776,700	532,200	19
20	FISHERIES ENHANCEMENT TAX RECEIPTS		2,097,300	2,097,300		20
21	TOURISM (22 POSITIONS)		7,611,200	7,611,200		21
22	IT IS THE INTENT OF THE LEGISLATURE THAT THE DIVISION OF					22
23	TOURISM SPEND A PORTION OF ITS BUDGET ON OFF-SEASON,					23
24	STOPOVER, AND FOREIGN VISITOR MARKETS IN CONJUNCTION					24
25	WITH THE FAIRBANKS AND ANCHORAGE CONVENTION AND VISITORS					25
26	BUREAUS AND ANY OTHER SIMILAR COMMUNITY ORGANIZATIONS					26
27	INVOLVED IN THESE MARKETS.					27

1	DEPARTMENT OF COMMERCE & ECONOMIC DEVELOPMENT (CONT.)				1
2					2
3		ALLOCATIONS	APPROPRIATION ITEMS	APPROPRIATION GENERAL FUND	FUND SOURCES OTHER FUNDS 3
4	THE SUM OF \$2,500 IS INCLUDED IN THE GRANTS/CLAIMS LINE				4
5	ITEM FOR A GRANT TO THE COOK IN ET NINETY-NINES FOR THE				5
6	PURPOSE OF PROMOTING THE NORTHWEST SECTIONAL MEETING OF				6
7	THE NINETY-NINES INC.				7
8	IT IS THE INTENT OF THE LEGISLATURE THAT THE DIVISION OF				8
9	TOURISM AND THE ALASKA SEAFOOD MARKETING INSTITUTE IN				9
10	COOPERATION DEVELOP AND IMPLEMENT A PUBLIC RELATIONS				10
11	CAMPAIGN AT THE EXPO 86 EXHIBIT FOR THE PURPOSE OF				11
12	PROMOTING ALASKA'S IMAGE IN GENERAL, AND ALASKAN TOURISM				12
13	AND ALASKAN SEAFOOD, IN PARTICULAR.				13
14	DEVELOPMENT BOARDS AND COMMISSIONS				14
15	ALASKA INDUSTRIAL DEVELOPMENT AUTHORITY (18 POSITIONS)		1,577,600		1,577,600 15
16	ALASKA SEAFOOD MARKETING INSTITUTE (7 POSITIONS)		3,822,700	2,782,700	1,040,000 16
17	ECONOMIC DEVELOPMENT		2,486,000	2,068,400	417,600 17
18	ADVOCATES (17 POSITIONS)	1,695,900			18
19	THE SUM OF \$93,500 IS INCLUDED IN THE GRANTS/CLAIMS LINE				19
20	ITEM FOR A GRANT TO MINORITY RESOURCES AND SERVICES,				20
21	INC. FOR OPERATION OF THE MINORITY BUSINESS ASSISTANCE				21
22	CENTER.				22
23	THE SUM OF \$100,000 IS INCLUDED IN THE GRANTS/CLAIMS				23
24	LINE ITEM FOR A GRANT TO THE MINORITY BUSINESS COALITION				24
25	TO SUPPLY BUSINESS TECHNICAL SERVICES TO MINORITY				25
26	ENTERPRISES.				26

1 DEPARTMENT OF COMMERCE & ECONOMIC DEVELOPMENT (CONT.)	1
2	2
3	3
4 THE SUM OF \$52,000 IS INCLUDED IN THE GRANTS/CLAIMS LINE	4
5 ITEM FOR A GRANT TO MINORITY ALASKAN CONTRACTORS, INC.	5
6 TO ADDRESS THE PROBLEM OF A LACK OF MINORITY AND WOMEN'S	6
7 BUSINESS ENTERPRISES.	7
8 THE SUM OF \$225,100 IS INCLUDED IN THE GRANTS/CLAIMS	8
9 LINE ITEM FOR A GRANT TO MINORITY BUSINESS RESOURCE	9
10 CENTER IN FAIRBANKS TO PROVIDE TECHNICAL, MANAGEMENT,	10
11 AND FINANCIAL ASSISTANCE TO EXISTING AND ASPIRING	11
12 BLACK-OWNED BUSINESSES IN THE ALASKAN INTERIOR.	12
13 INTERNATIONAL TRADE (3 POSITIONS)	13
	790,100
14 * * * * *	* * * * *
15 * * * * * DEPARTMENT OF MILITARY AFFAIRS * * * * *	* * * * *
16 * * * * *	* * * * *
17 PUBLIC PROTECTION	17
18 SEARCH AND RESCUE - CIVIL AIR PATROL (3 POSITIONS)	18
19 DISASTER PLANNING AND CONTROL	19
20 CIVIL PREPAREDNESS (17 POSITIONS)	867,000
21 FLOOD CONTROL	24,000
22 RESERVIST TRAINING PROGRAM	13,000
23 HANDICAPPED PREPAREDNESS	3,000
24 CITY PARTICIPATION	154,000
25 RADIOLOGICAL DEFENSE PLAN (1 POSITION)	81,000

11

1 DEPARTMENT OF MILITARY AFFAIRS (CONT.)					1	
2			APPROPRIATION	APPROPRIATION	FUND SOURCES	2
3		ALLOCATIONS	ITEMS	GENERAL FUND	OTHER FUNDS	3
4	RADIOLOGICAL PROGRAM (1 POSITION)	76,400				4
5	NUCLEAR CIVIL PREPAREDNESS PLANNING (1 POSITION)	81,700				5
6	TRAINING (1 POSITION)	185,900				6
7	SHELTER SURVEY (1 POSITION)	83,300				7
8	DISASTER RELIEF ACT (1 POSITION)	50,000				8
9	TSUNAMI PLANNING (1 POSITION)	91,800				9
10	ALASKA NATIONAL GUARD		6,587,700	3,162,000	3,425,700	10
11	OFFICE OF ADJUTANT GENERAL (27 POSITIONS)	1,466,300				11
12	FACILITIES MAINTENANCE/ARMY (35 POSITIONS)	4,067,800				12
13	AIR TRAINING SUPPORT (19 POSITIONS)	1,046,300				13
14	ALASKA MILITARY ACADEMY	7,300				14
15	ALASKA NATIONAL GUARD BENEFITS		1,942,500	1,942,500		15
16	RETENTION BENEFITS	603,500				16
17	RETIREMENT BENEFITS	1,339,000				17
18	VETERANS' SERVICES		442,100	442,100		18
19	DATA AND WORD PROCESSING		42,100	42,100		19
20	CIVIL PREPAREDNESS	2,900				20
21	OFFICE OF ADJUTANT GENERAL	24,400				21
22	FACILITIES MAINTENANCE/ARMY	4,800				22
23	AIR TRAINING SUPPORT	10,000				23

		ALLOCATIONS	APPROPRIATION ITEMS	APPROPRIATION GENERAL FUND	FUND SOURCES OTHER FUNDS	
1						1
2						2
3	* * * * *		* * * * *			3
4	* * * * * DEPARTMENT OF NATURAL RESOURCES		* * * * *			4
5	* * * * *		* * * * *			5
6	NATURAL RESOURCE MANAGEMENT					6
7	MANAGEMENT		3,392,200	3,392,200		7
8	COMMISSIONER'S OFFICE (20 POSITIONS)	1,438,100				8
9	ADMINISTRATIVE SERVICES (48 POSITIONS)	1,954,100				9
10	INFORMATION/RECORDS MANAGEMENT		7,410,600	6,925,700	484,900	10
11	INFORMATION/RECORDS MGMT (162 POSITIONS)	6,925,700				11
12	DIRECT CHARGE CIP (8 POSITIONS)	484,900				12
13	DATA AND WORD PROCESSING					13
14	DATA AND WORD PROCESSING (34 POSITIONS)		2,416,500	2,416,500		14
15	LAND & WATER MANAGEMENT		13,088,500	12,634,800	453,700	15
16	LAND/WATER PUBLIC USE (153 POSITIONS)	8,729,200				16
17	THE SUM OF \$133,700 IS INCLUDED IN THE CONTRACTUAL LINE					17
18	ITEM FOR THE CONTRACTING OF DAM SAFETY INSPECTIONS.					18
19	LAND CONVEYANCES (50 POSITIONS)	2,807,900				19
20	IT IS THE INTENT OF THE LEGISLATURE THAT THE DEPARTMENT					20
21	CONTINUE EFFORTS TO CARRY OUT ADJUDICATION/RESOLUTION OF					21
22	EXISTING PREFERENCE RIGHTS STATEWIDE.					22
23	MATERIALS/WATER RESOURCES INVENTORY (15 POSITIONS)	1,551,400				23
24	THE SUM OF \$130,000 IS APPROPRIATED TO THE DEPARTMENT OF					24
25	NATURAL RESOURCES AS A DIRECT GRANT TO THE NORTH SLOPE					25
26	BOROUGH TO CONTINUE THE BOWHEAD WHALE ACCOUSTICAL CENSUS					26
27	PROJECT.					27

1 DEPARTMENT OF NATURAL RESOURCES (CONT.)

2

3

4 THE SUM OF \$250,000 IS APPROPRIATED TO THE DEPARTMENT OF
5 NATURAL RESOURCES AS A DIRECT GRANT TO THE NORTH SLOPE
6 BOROUGH TO CONTINUE THE BOWHEAD WHALE VISUAL CENSUS
7 PROJECT.

8 FOREST MANAGEMENT

9 FOREST MANAGEMENT (227 POSITIONS)

10 THE SUM OF \$88,000 IS APPROPRIATED TO DIVISION OF
11 FORESTRY TO FUND THE HIRE OF TWENTY-FIVE STUDENT INTERNS.

12 MINERALS/ENERGY MANAGEMENT

13 PRE-SALE ANALYSIS (19 POSITIONS)

14 PETROLEUM MANAGEMENT (45.9 POSITIONS)

15 MINERALS MANAGEMENT (40.1 POSITIONS)

16 RESOURCE INVENTORY/GEOLOGICAL INVESTIGATIONS

17 RESOURCE INVENTORY/GEOLOGICAL INVESTIGATIONS
(89 POSITIONS)

18 IT IS THE INTENT OF THE LEGISLATURE THAT THE STUDENT
19 INTERN PROGRAM BE MAINTAINED AT THE CONTINUATION LEVEL.

20 IT IS THE INTENT OF THE LEGISLATURE THAT INCLUDED WITHIN

21 THIS APPROPRIATION LEVEL OF \$6,234,200 IS THE AMOUNT OF
22 \$300,000 FOR ENGINEERING GEOLOGY, \$439,900 FOR SEISMIC

23 ENGINEERING, AND \$50,000 FOR THE COMPLETION OF THE

24 COOPERATIVE AGREEMENT ON THE GEOGRAPHICAL INFORMATION
25 SYSTEM.

	ALLOCATIONS	APPROPRIATION ITEMS	APPROPRIATION GENERAL FUND	FUND SOURCES OTHER FUNDS	
					1
					2
					3
					4
					5
					6
					7
					8
		9,244,900	8,646,900	598,000	9
					10
					11
		8,529,900	5,990,500	2,539,400	12
	1,582,200				13
	2,748,300				14
	4,199,400				15
					16
		6,234,200	5,566,600	667,600	17
					18
					19
					20
					21
					22
					23
					24
					25

11

1	DEPARTMENT OF NATURAL RESOURCES (CONT.)				1	
2			APPROPRIATION	APPROPRIATION FUND SOURCES	2	
3		ALLOCATIONS	ITEMS	GENERAL FUND	OTHER FUNDS	3
4	PARKS AND RECREATION MANAGEMENT		8,026,800	6,470,200	1,556,600	4
5	HISTORIC RESOURCE MANAGEMENT (9 POSITIONS)	418,100				5
6	PARKS MANAGEMENT (137 POSITIONS)	6,344,100				6
7	IT IS THE INTENT OF THE LEGISLATURE THAT WITHIN THE FY					7
8	85 APPROPRIATION SET FORTH, A PART-TIME PARK RANGER I					8
9	WILL BE STATIONED AT WOOD TIKCHIK STATE PARK.					9
10	DIRECT CHARGE/OVERHEAD CIP (26 POSITIONS)	1,264,600				10
11	AGRICULTURAL MANAGEMENT					11
12	AGRICULTURAL MANAGEMENT (45 POSITIONS)		2,675,000	2,009,200	665,800	12
13	THE SUM OF \$25,000 IS APPROPRIATED TO THE DIVISION OF					13
14	AGRICULTURE FOR THE CONTRACTING OF A BEE INSPECTOR.					14
15	INCLUDED IN THE GRANTS LINE ITEM IS THE SUM OF \$140,000					15
16	FOR CROP INSURANCE.					16
17	IT IS THE INTENT OF THE LEGISLATURE THAT \$9,000 IS					17
18	INCLUDED IN THE CONTRACTUAL LINE ITEM TO PROVIDE FUNDING					18
19	FOR THE YEARLY MEETING OF THE SUPERVISORS FROM THE NINE					19
20	SOIL AND WATER CONSERVATION DISTRICTS IN THE STATE.					20

11

	ALLOCATIONS	APPROPRIATION ITEMS	APPROPRIATION GENERAL FUND	FUND SOURCES OTHER FUNDS	
1					1
2					2
3	* * * * *	* * * * *			3
4	* * * * * DEPARTMENT OF FISH & GAME	* * * * *			4
5	* * * * *	* * * * *			5
6	NATURAL RESOURCE MANAGEMENT				6
7	COMMERCIAL FISHERIES	19,460,300	17,361,300	2,099,000	7
8	COMMERCIAL FISHERIES (570 POSITIONS)	18,555,300			8
9	IF THE DEPARTMENT DEEMS THE FUNCTIONS CARRIED ON BY THE				9
10	FULL TIME POSITION IN THE KOTZEBUE AREA NECESSARY, IT IS				10
11	THE INTENT OF THE LEGISLATURE THAT A POSITION ASSOCIATED				11
12	WITH THIS FUNCTION SHALL, IF AT ALL POSSIBLE, BE FILLED				12
13	BY A PERSON WITH A DEMONSTRATED WORKING KNOWLEDGE OF THE				13
14	PEOPLE AND THE REGION IN WHICH THE POSITION SERVES. THE				14
15	FUNDS NECESSARY FOR THIS FUNCTION SHALL COME FROM WITHIN				15
16	THE EXISTING LEVEL OF FUNDS FOR COMMERCIAL FISH.				16
17	SPECIAL PROJECTS (86 POSITIONS)	905,000			17
18	SPORT FISHERIES	11,289,400	601,100	10,688,300	18
19	SPORT FISHERIES (155 POSITIONS)	6,289,400			19
20	IT IS THE INTENT OF THE LEGISLATURE THAT FUNDS ARE				20
21	INCLUDED FOR THE DIVISION OF SPORTS FISHERIES TO CONDUCT				21
22	A SOUTHERN SOUTHEAST CREEL CENSUS FOR THE EVALUATION AND				22
23	ANALYSIS OF SPORTS FISH HARVEST AND HATCHERY STOCK				23
24	CONTRIBUTION.				24
25	SPECIAL PROJECTS (48 POSITIONS)	5,000,000			25

11

1 DEPARTMENT OF FISH & GAME (CONT.)			2	3	4	5
6	7	8	9	10	11	12
13	14	15	16	17	18	19
20	21	22	23	24	25	
		ALLOCATIONS	APPROPRIATION ITEMS	APPROPRIATION GENERAL FUND	FUND SOURCES OTHER FUNDS	
	F.R.E.D.		15,025,800	14,518,800	507,000	
	F.R.E.D. (325 POSITIONS)	14,558,800				
IT IS THE INTENT OF THE LEGISLATURE THAT THE SUM OF						
\$50,000 IS APPROPRIATED IN THE GRANTS LINE ITEM TO THE						
NORTHERN SOUTHEAST REGIONAL AQUACULTURE ASSOCIATION TO						
BE ADMINISTERED IN COOPERATION WITH THE FRED DIVISION TO						
PROVIDE CHINOOK SALMON STOCKING AT OSPREY AND BANNER						
LAKES.						
IT IS THE INTENT OF THE LEGISLATURE THAT THE SUM OF						
\$200,000 IS APPROPRIATED IN THE GRANTS LINE ITEM TO THE						
SOUTHERN S.E. AQUACULTURE ASSOCIATION TO BE ADMINISTERED						
IN COOPERATION WITH THE FRED DIVISION FOR SOCKEYE SALMON						
ENHANCEMENT AT HUGHES SMITH AND MCDONALD LAKES.						
SPECIAL PROJECTS (2 POSITIONS)		289,000				
CAPITAL IMPROVEMENT POSITION COSTS (3 POSITIONS)		178,000				
VESSELS (21 POSITIONS)			1,854,700	1,854,700		
COMMERCIAL FISHERIES ENTRY COMMISSION			2,169,800	2,069,300	100,000	
DATA PROCESSING (8 POSITIONS)		542,900				
PROGRAM ADMINISTRATION (31 POSITIONS)		1,626,900				
GAME			12,461,000	2,706,100	9,754,900	
GAME (164 POSITIONS)		10,622,800				
SPECIAL PROJECTS (21 POSITIONS)		1,816,200				

11

1 DEPARTMENT OF FISH & GAME (CONT.)		2			1	
3	ALLOCATIONS	APPROPRIATION	APPROPRIATION	FUND SOURCES	2	
4		ITEMS	GENERAL FUND	OTHER FUNDS	3	
4	CAPITAL IMPROVEMENT POSITION COSTS (1 POSITION)	22,000			4	
5	ADMINISTRATION AND SUPPORT		5,005,000	4,725,000	280,000	5
6	OFFICE OF THE COMMISSIONER (10 POSITIONS)	1,060,300				6
7	IT IS THE INTENT OF THE LEGISLATURE THAT THE SUM OF					7
8	\$60,000 IS APPROPRIATED IN THE GRANTS LINE ITEM TO THE					8
9	SOUTHERN SOUTHEAST REGIONAL PLANNING TEAM TO BE					9
10	ADMINISTERED IN COOPERATION WITH THE DEPARTMENT OF FISH					10
11	AND GAME TO CONDUCT A FEASIBILITY ANALYSIS OF A SOUTHERN					11
12	SOUTHEAST CHINOOK HATCHERY.					12
13	PUBLIC COMMUNICATIONS (12 POSITIONS)	731,300				13
14	ADMINISTRATIVE SERVICES (54 POSITIONS)	3,213,400				14
15	BOARDS OF FISHERIES AND GAME					15
16	BOARDS OF FISHERIES AND GAME (14 POSITIONS)		1,310,900	811,200	498,800	16
17	SUBSISTENCE		3,176,300	2,363,700	812,600	17
18	SUBSISTENCE (50 POSITIONS)	2,863,700				18
19	SPECIAL PROJECTS (2 POSITIONS)	312,600				19
20	HABITAT		5,881,900	2,866,200	3,015,700	20
21	HABITAT (54 POSITIONS)	2,866,200				21
22	SPECIAL PROJECTS (9 POSITIONS)	313,000				22
23	CAPITAL IMPROVEMENT POSITION COSTS (50 POSITIONS)	2,702,700				23
24	DATA AND WORD PROCESSING		2,441,100	2,152,800	288,300	24
25	COMMERCIAL FISHERIES (13 POSITIONS)	579,300				25

1	DEPARTMENT OF FISH & GAME (CONT.)				1		
2			ALLOCATIONS	APPROPRIATION ITEMS	APPROPRIATION FUND SOURCES	2	
3					GENERAL FUND	OTHER FUNDS	3
4	SPORT FISHERIES (5 POSITIONS)		377,200				4
5	F.R.E.D. (4 POSITIONS)		279,200				5
6	GAME (7 POSITIONS)		462,900				6
7	ADMINISTRATION AND SUPPORT (1 POSITION)		296,000				7
8	SUBSISTENCE (5 POSITIONS)		280,700				8
9	HABITAT (2 POSITIONS)		165,800				9
10		* * * * *		* * * * *			10
11		* * * * * DEPARTMENT OF PUBLIC SAFETY		* * * * *			11
12		* * * * *		* * * * *			12
13	NATURAL RESOURCE MANAGEMENT						13
14	FISH & WILDLIFE PROTECTION			13,450,900	13,450,900		14
15	ENFORCEMENT & INVESTIGATIVE SERVICES UNIT (145 POSITIONS)		9,099,400				15
16	DIRECTOR'S OFFICE (4 POSITIONS)		268,800				16
17	AIRCRAFT SECTION (10 POSITIONS)		1,014,900				17
18	IT IS THE INTENT OF THE LEGISLATURE THAT THE DEPARTMENT						18
19	SHALL CONTRACT FOR THE MAINTENANCE AND REPAIR OF						19
20	DEPARTMENTAL AIRCRAFT WHERE COST EFFECTIVE.						20
21	MARINE ENFORCEMENT (23 POSITIONS)		3,067,800				21
22	PUBLIC PROTECTION						22
23	FIRE PREVENTION						23
24	FIRE PREVENTION (17 POSITIONS)			1,254,200	994,200	260,000	24
25	HIGHWAY SAFETY PLANNING AGENCY						25
26	HIGHWAY SAFETY PLANNING AGENCY (4 POSITIONS)			2,147,400	337,400	1,810,000	26

1 DEPARTMENT OF PUBLIC SAFETY (CONT.)		1
2	ALLOCATIONS	2
3	APPROPRIATION ITEMS	3
4	GENERAL FUND	4
5	OTHER FUNDS	5
4 MOTOR VEHICLES	6,252,000	621,100
5 DRIVER SERVICES (23 POSITIONS)	904,300	5
6 VEHICLE SERVICES (9 POSITIONS)	369,600	6
7 FIELD SERVICES (104 POSITIONS)	4,302,300	7
8 ADMINISTRATION (15 POSITIONS)	675,800	8
9 ADMINISTRATION OF JUSTICE		9
10 ALASKA STATE TROOPERS	35,055,600	34,949,600
11 DETACHMENTS & CRIMINAL INVESTIGATIONS BUREAU (325 POSITIONS)	24,532,800	106,000
12 NARCOTICS UNIT (18 POSITIONS)	2,300,000	11
13 DIRECTOR'S OFFICE (14 POSITIONS)	856,800	12
14 LABORATORY SERVICES (14 POSITIONS)	979,600	13
15 IT IS THE INTENT OF THE LEGISLATURE THAT A ONE-TIME		14
16 APPROPRIATION OF \$150,500 IS INCLUDED IN THE CONTRACTUAL		15
17 LINE ITEM FOR CONVERSION OF FINGERPRINT FILES FOR THE		16
18 AUTOMATED FINGERPRINT IDENTIFICATION NETWORK.		17
19 CENTRAL COMMUNICATIONS (25 POSITIONS)	1,196,700	18
20 COMMUNITY SERVICES (2 POSITIONS)	136,800	19
21 JUDICIAL SERVICES (50 POSITIONS)	3,372,700	20
22 IT IS THE INTENT OF THE LEGISLATURE THAT THE DEPARTMENT		21
23 SHALL EVALUATE AND IMPLEMENT WHERE COST EFFECTIVE,		22
24 HAVING THOSE JUDICIAL SERVICES FUNCTIONS WHICH DO NOT		23
25 REQUIRE A COMMISSIONED OFFICER PERFORMED UNDER		24
26 CONTRACTED SERVICES.		25

11

1	DEPARTMENT OF PUBLIC SAFETY (CONT.)		APPROPRIATION	APPROPRIATION	FUND SOURCES	1
2			ITEMS	GENERAL FUND	OTHER FUNDS	2
3		ALLOCATIONS				3
4	PRISONER TRANSPORTATION	850,000				4
5	SEARCH AND RESCUE	269,900				5
6	BUILDING SECURITY (11 POSITIONS)	560,300				6
7	VILLAGE PUBLIC SAFETY OFFICER PROGRAM		6,135,000	6,135,000		7
8	CONTRACTS	3,675,000				8
9	SUPPORT (19 POSITIONS)	2,200,000				9
10	ADMINISTRATOR (3 POSITIONS)	260,000				10
11	ALASKA POLICE STANDARDS COUNCIL		354,300	354,300		11
12	ALASKA POLICE STANDARDS COUNCIL (3 POSITIONS)	354,300				12
13	VIOLENT CRIMES COMPENSATION BOARD		732,900	732,900		13
14	VIOLENT CRIMES COMPENSATION BOARD (3 POSITIONS)	732,900				14
15	IN THE EVENT THAT THE FUNDING FOR THE VIOLENT CRIMES					15
16	COMPENSATION PROGRAM PROVES TO BE INSUFFICIENT IN FISCAL					16
17	YEAR 1985, THE DEPARTMENT SHALL REQUEST ADDITIONAL					17
18	FUNDING.					18
19	DOMESTIC VIOLENCE AND SEXUAL ASSAULT		4,547,400	4,547,400		19
20	DOMESTIC VIOLENCE AND SEXUAL ASSAULT (4 POSITIONS)	4,547,400				20
21	IT IS THE INTENT OF THE LEGISLATURE THAT THE SHELTERS					21
22	AND SAFE HOMES BE THE FIRST PRIORITY FOR FUNDS					22
23	APPROPRIATED TO THE COUNCIL ON DOMESTIC VIOLENCE AND					23
24	SEXUAL ASSAULT.					24
25	ADMINISTRATION		8,011,600	7,958,500	53,100	25

31

11

1	DEPARTMENT OF PUBLIC SAFETY (CONT.)		APPROPRIATION	APPROPRIATION	FUND SOURCES	2
2						
3		ALLOCATIONS	ITEMS	GENERAL FUND	OTHER FUNDS	3
4	CONTRACT JAILS (2 POSITIONS)	3,376,000				4
5	COMMISSIONER'S OFFICE (6 POSITIONS)	905,400				5
6	IT IS THE INTENT OF THE LEGISLATURE THAT THE SPECIAL					6
7	APPROPRIATION OF \$200,000 IN THE GRANTS LINE ITEM BE					7
8	GRANTED TO THE MUNICIPALITY OF ANCHORAGE FOR THE					8
9	CREATION OF A SPECIAL UNIT FOR THE INVESTIGATION OF					9
10	CRIMINALLY EXPLOITED CHILDREN AND JUVENILE CRIME. IT IS					10
11	FURTHER THE INTENT OF THE LEGISLATURE THAT THE SPECIAL					11
12	UNIT SHALL NOT CONFINE IT'S ACTIVITIES TO ANCHORAGE BUT					12
13	SHALL PLACE EMPHASIS STATEWIDE FOR THE INVESTIGATION OF					13
14	CRIMINALLY EXPLOITED CHILDREN AND JUVENILE CRIME.					14
15	IT IS THE INTENT OF THE LEGISLATURE THAT THE SUM OF					15
16	\$100,000 IN THE GRANTS/CLAIMS LINE ITEM BE APPROPRIATED					16
17	TO THE ALASKA COALITION TO PREVENT SHOPLIFTING FOR A					17
18	JUVENILE ANTI-SHOPLIFTING PROGRAM IN ANCHORAGE.					18
19	TRAINING ACADEMY (14 POSITIONS)	1,573,100				19
20	ADMINISTRATIVE SERVICES (48 POSITIONS)	2,157,100				20
21	DATA AND WORD PROCESSING		1,380,600	1,328,100	52,500	21
22	DATA AND WORD PROCESSING (15 POSITIONS)	1,380,600				22

11

11

		ALLOCATIONS	APPROPRIATION ITEMS	APPROPRIATION GENERAL FUND	FUND SOURCES OTHER FUNDS	
1						1
2						2
3	*****		*****			3
4	***** DEPARTMENT OF TRANSPORTATION/PUBLIC FACILITIES		*****			4
5	*****		*****			5
6	OFFICE OF THE COMMISSIONER		947,500	881,800	65,700	6
7	COMMISSIONER'S OFFICE (8 POSITIONS)	940,600				7
8	DATA AND WORD PROCESSING	6,900				8
9	ALASKA RAILROAD (4 POSITIONS)		302,100		302,100	9
10	STATEWIDE INTERNAL REVIEW		638,200	602,800	35,400	10
11	INTERNAL REVIEW (12 POSITIONS)	631,800				11
12	DATA AND WORD PROCESSING	6,400				12
13	STATEWIDE ADMINISTRATION POLICY & FISCAL MGT.		3,836,600	2,999,600	837,000	13
14	ADMINISTRATIVE SERVICES (66 POSITIONS)	3,445,500				14
15	DATA AND WORD PROCESSING	82,800				15
16	STATE EQUIPMENT FLEET (5 POSITIONS)	308,300				16
17	STATEWIDE INFORMATION SYSTEMS (35 POSITIONS)		2,649,700	2,405,100	244,600	17
18	STATEWIDE PLANNING AND TECHNICAL SERVICES		1,969,800	1,394,800	575,000	18
19	PLANNING (37 POSITIONS)	1,814,800				19
20	DATA AND WORD PROCESSING	155,000				20
21	STATEWIDE STANDARDS & TECHNICAL SERVICES		6,078,300	2,873,100	3,205,200	21
22	STANDARDS AND TECHNICAL SERVICES (43 POSITIONS)	2,846,800				22
23	DATA AND WORD PROCESSING	26,300				23
24	CIP PROGRAM (50 POSITIONS)	3,205,200				24
25	CENTRAL REGION		70,630,300	38,296,500	32,333,800	25

11

1	DEPARTMENT OF TRANSPORTATION/PUBLIC FACILITIES (CONT.)		APPROPRIATION	APPROPRIATION FUND SOURCES	1
2			ITEMS	GENERAL FUND	2
3		ALLOCATIONS		OTHER FUNDS	3
4	MAJOR PROJECTS				4
5	MAJOR PROJECTS DEVELOPMENT (2 POSITIONS)	124,400			5
6	ADMINISTRATIVE SERVICES				6
7	ADMINISTRATIVE SERVICES (52 POSITIONS)	2,332,500			7
8	STATE EQUIPMENT FLEET (58 POSITIONS)	6,002,500			8
9	DATA AND WORD PROCESSING	24,900			9
10	AIRPORT LEASING (14 POSITIONS)	622,800			10
11	PLANNING				11
12	PLANNING (43 POSITIONS)	2,299,300			12
13	DATA AND WORD PROCESSING	44,900			13
14	DESIGN AND CONSTRUCTION				14
15	ENGINEERING MANAGEMENT (80 POSITIONS)	5,034,100			15
16	DATA AND WORD PROCESSING	108,800			16
17	CIP PROGRAM (550 POSITIONS)	22,005,700			17
18	MAINTENANCE AND OPERATIONS				18
19	HIGHWAYS AND AVIATION (197 POSITIONS)	26,772,200			19
20	TRAFFIC SIGNAL MANAGEMENT	741,000			20
21	FACILITIES (26 POSITIONS)	3,214,500			21
22	ADMINISTRATION (22 POSITIONS)	1,299,600			22
23	DATA AND WORD PROCESSING	3,100			23
24	ANCHORAGE INTERNATIONAL AIRPORT		16,037,000	16,037,000	24
25	FIELD MAINTENANCE (45 POSITIONS)	2,707,700			25

11

1	DEPARTMENT OF TRANSPORTATION/PUBLIC FACILITIES (CONT.)		APPROPRIATION	APPROPRIATION	FUND SOURCES	2
2			ITEMS	GENERAL FUND	OTHER FUNDS	3
3		ALLOCATIONS				
4	BUILDING MAINTENANCE (43 POSITIONS)	3,267,500				4
5	SECURITY (65 POSITIONS)	3,513,600				5
6	CUSTODIAL (58 POSITIONS)	2,822,400				6
7	EQUIPMENT (15 POSITIONS)	1,112,100				7
8	ADMINISTRATION (13 POSITIONS)	2,595,900				8
9	DATA AND WORD PROCESSING	17,800				9
10	NORTHERN REGION		80,190,500	46,815,200	33,375,300	10
11	ADMINISTRATIVE SERVICES					11
12	INTERIOR DISTRICT ADMINISTRATIVE SERVICES (44 POSITIONS)	1,950,700				12
13	WESTERN DISTRICT ADMINISTRATIVE SERVICES (6 POSITIONS)	328,400				13
14	SOUTHCENTRAL DISTRICT ADMINISTRATIVE SERVICES (9 POSITIONS)	439,400				14
15	ADMIN SERVICES DATA AND WORD PROCESSING	185,600				15
16	INTERIOR DISTRICT STATE EQUIPMENT FLEET (55 POSITIONS)	6,711,500				16
17	WESTERN DISTRICT STATE EQUIPMENT FLEET (8 POSITIONS)	918,000				17
18	SOUTHCENTRAL DISTRICT STATE EQUIPMENT FLEET (22 POSITIONS)	2,305,400				18
19	PLANNING					19
20	PLANNING (25 POSITIONS)	1,280,200				20
21	DATA AND WORD PROCESSING	500				21
22	RESEARCH (18 POSITIONS)	1,089,400				22

1	DEPARTMENT OF TRANSPORTATION/PUBLIC FACILITIES (CONT.)		APPROPRIATION	APPROPRIATION	FUND SOURCES	2
3		ALLOCATIONS	ITEMS	GENERAL FUND	OTHER FUNDS	3
4	DESIGN AND CONSTRUCTION					4
5	ENGINEERING MANAGEMENT (44 POSITIONS)	3,168,500				5
6	DATA AND WORD PROCESSING (1 POSITION)	205,600				6
7	CIP PROGRAM (493 POSITIONS)	20,504,100				7
8	INTERIOR DISTRICT MAINTENANCE AND OPERATIONS					8
9	HIGHWAYS AND AVIATION (190 POSITIONS)	21,217,700				9
10	FACILITIES (23 POSITIONS)	4,471,000				10
11	ADMINISTRATION (18 POSITIONS)	1,026,700				11
12	WESTERN DISTRICT MAINTENANCE AND OPERATIONS					12
13	AIRPORTS (12 POSITIONS)	2,014,500				13
14	HIGHWAYS (22 POSITIONS)	1,848,000				14
15	FACILITIES (5 POSITIONS)	690,100				15
16	ADMINISTRATION (3 POSITIONS)	327,300				16
17	DATA AND WORD PROCESSING	5,000				17
18	SOUTHCENTRAL DISTRICT MAINTENANCE & OPERATION					18
19	AIRPORTS (2 POSITIONS)	537,300				19
20	HIGHWAYS (69 POSITIONS)	6,411,900				20
21	FACILITIES (19 POSITIONS)	2,121,700				21
22	ADMINISTRATION (8 POSITIONS)	432,600				22
23	FAIRBANKS INTERNATIONAL AIRPORT		6,870,400		6,870,400	23
24	FIELD MAINTENANCE (16 POSITIONS)	1,475,200				24
25	BUILDING MAINTENANCE (6 POSITIONS)	1,207,000				25

11

1	DEPARTMENT OF TRANSPORTATION/PUBLIC FACILITIES (CONT.)		1
2		ALLOCATIONS	2
3		ITEMS	3
4	SECURITY (45 POSITIONS)	2,941,300	4
5	CUSTODIAL (11 POSITIONS)	506,100	5
6	ADMINISTRATION (9 POSITIONS)	740,300	6
7	SOUTHEAST REGION	26,927,700	7
8	ADMINISTRATION		8
9	ADMINISTRATIVE SERVICES (31 POSITIONS)	1,354,900	9
10	DATA AND WORD PROCESSING	9,800	10
11	STATE EQUIPMENT FLEET (21 POSITIONS)	1,915,600	11
12	PLANNING		12
13	PLANNING (15 POSITIONS)	741,300	13
14	DATA AND WORD PROCESSING	22,100	14
15	DESIGN AND CONSTRUCTION		15
16	ENGINEERING MANAGEMENT (28 POSITIONS)	2,267,300	16
17	DATA AND WORD PROCESSING	100,500	17
18	CIP PROGRAM (166 POSITIONS)	7,973,700	18
19	MAINTENANCE AND OPERATIONS		19
20	HIGHWAYS AND AVIATION (60 POSITIONS)	7,668,500	20
21	FACILITIES (36 POSITIONS)	4,481,000	21
22	ADMINISTRATION (6 POSITIONS)	393,000	22
23	MARINE TRANSPORTATION	64,999,800	23
24	ADMINISTRATION (51 POSITIONS)	2,425,200	24
25	ENGINEERING		25
26	MANAGEMENT (4 POSITIONS)	423,200	26

1	DEPARTMENT OF TRANSPORTATION/PUBLIC FACILITIES (CONT.)				1
2			APPROPRIATION	APPROPRIATION	FUND SOURCES
3		ALLOCATIONS	ITEMS	GENERAL FUND	OTHER FUNDS
4	CIP (16 POSITIONS)	1,028,100			
5	SALES AND SERVICES				
6	SOUTHEAST SHORE FACILITIES (39 POSITIONS)	2,268,400			
7	SOUTHWEST SHORE FACILITIES (12 POSITIONS)	658,600			
8	MANAGEMENT (14 POSITIONS)	895,400			
9	DATA AND WORD PROCESSING	258,000			
10	OPERATIONS				
11	SOUTHEAST VESSEL OPERATIONS AND OVERHAUL (627 POSITIONS)	47,005,800			
12	SOUTHWEST VESSEL OPERATIONS AND OVERHAUL (98 POSITIONS)	9,418,400			
13	MANAGEMENT (9 POSITIONS)	618,700			
14	*****		*****		
15	***** DEPARTMENT OF ENVIRONMENTAL CONSERVATION		*****		
16	*****		*****		
17	NATURAL RESOURCE MANAGEMENT				
18	DEPARTMENT OF ENVIRONMENTAL CONSERVATION		1,340,900	1,276,900	64,000
19	OFFICE OF THE COMMISSIONER (8 POSITIONS)	680,300			
20	ADMINISTRATIVE SERVICES (14 POSITIONS)	660,600			
21	FACILITY CONSTRUCTION AND OPERATIONS		1,673,400	892,700	780,700
22	OPERATIONS (15 POSITIONS)	1,281,900			
23	CIP OVERHEAD POSITIONS (7 POSITIONS)	391,500			
24	ENVIRONMENTAL QUALITY OPERATIONS		6,422,200	5,383,200	1,039,000

1	DEPARTMENT OF ENVIRONMENTAL CONSERVATION (CONT.)		1			
2		ALLOCATIONS	2			
3		APPROPRIATION	3			
4		ITEMS	4			
5		GENERAL FUND	5			
6		OTHER FUNDS	6			
4	ENVIRONMENTAL QUALITY DIRECTORS OFFICE (4 POSITIONS)	338,000	4			
5	MONITORING & LABORATORY SUPPORT (15 POSITIONS)	874,000	5			
6	SOUTHEAST REGION (23 POSITIONS)	1,140,900	6			
7	IT IS THE INTENT OF THE LEGISLATURE THAT INCLUDED IN THE		7			
8	CONTRACTUAL LINE ITEM IS \$25,000 FOR TECHNICAL		8			
9	ASSISTANCE/COOPERATION WITH FISH AND GAME TO HELP		9			
10	RESOLVE BEAR PROBLEMS AT SOUTHEAST RURAL COMMUNITY DUMP		10			
11	SITES IN ORDER TO PROVIDE PROTECTION OF THE PUBLIC AND		11			
12	THE RESOURCE.		12			
13	SOUTHCENTRAL REGION (42 POSITIONS)	2,048,900	13			
14	IT IS THE INTENT OF THE LEGISLATURE THAT \$6,000 IS		14			
15	INCLUDED FOR ON-SITE INSPECTIONS OF ILLEGAL WASTE		15			
16	DUMPING IN BRISTOL BAY, TOGIAK, AND THE ALEUTIAN CHAIN.		16			
17	NORTHERN REGION (38 POSITIONS)	2,020,400	17			
18	ENVIRONMENTAL QUALITY MANAGEMENT	3,016,800	1,865,300	1,151,500	18	
19	DIRECTOR'S OFFICE (5 POSITIONS)	438,600			19	
20	AIR AND SOLID WASTE (22 POSITIONS)	1,564,700			20	
21	WATER QUALITY MANAGEMENT (15 POSITIONS)	1,013,500			21	
22	DATA AND WORD PROCESSING		327,900	316,200	11,700	22
23	DATA AND WORD PROCESSING (3 POSITIONS)	327,900				23
24	SEAFOOD AND ANIMAL INDUSTRIES		2,338,600	1,975,600	363,000	24
25	ADMINISTRATION (2 POSITIONS)	148,400				25

21

1	DEPARTMENT OF ENVIRONMENTAL CONSERVATION (CONT.)		APPROPRIATION	APPROPRIATION	FUND SOURCES	2
3		ALLOCATIONS	ITEMS	GENERAL FUND	OTHER FUNDS	3
4	ANIMAL INDUSTRY (14 POSITIONS)	746,600				4
5	SEAFOOD INDUSTRY (27 POSITIONS)	1,443,600				5
6	*****		*****			6
7	***** DEPARTMENT OF COMMUNITY & REGIONAL AFFAIRS		*****			7
8	*****		*****			8
9	SENIOR CITIZENS TAX RELIEF		4,115,200	4,115,200		9
10	PROPERTY TAX EXEMPTION	3,708,600				10
11	RENTERS EQUIVALENCY REBATE	258,700				11
12	WATER & SEWER ASSESSMENTS	30,000				12
13	MOTOR VEHICLE EXEMPTION	117,900				13
14	CHILD ASSISTANCE		13,055,700	13,055,700		14
15	CHILD CARE (6 POSITIONS)	10,287,700				15
16	THE SUM OF \$305,000 IS APPROPRIATED TO THE DEPARTMENT OF					16
17	COMMUNITY & REGIONAL AFFAIRS AS A DIRECT GRANT TO					17
18	KAWERAK, INCORPORATED FOR THE PURPOSE OF AN EARLY					18
19	CHILDHOOD PROGRAM.					19
20	HEAD START GRANTS (1 POSITION)	2,768,000				20
21	JOBS TRAINING PARTNERSHIP ACT		8,665,100	952,800	7,712,300	21
22	TRAINING/EMPLOYMENT/ENERGY FIELD OFFICES (15 POSITIONS)	2,723,100				22
23	YOUTH PROGRAMS (8 POSITIONS)	1,782,900				23
24	GOVERNOR'S TRAINING PROGRAM (15 POSITIONS)	3,659,100				24
25	THE SUM OF \$182,000 IS APPROPRIATED TO THE DEPARTMENT OF					25
26	COMMUNITY & REGIONAL AFFAIRS AS A DIRECT GRANT TO					26

21

11

1 DEPARTMENT OF COMMUNITY & REGIONAL AFFAIRS (CONT.)					1	
2		ALLOCATIONS	APPROPRIATION ITEMS	APPROPRIATION GENERAL FUND	FUND SOURCES OTHER FUNDS	2
3						3
4	MANIILAQ MANPOWER FOR THE PURPOSE OF A CAREER GUIDANCE					4
5	PROGRAM.					5
6	THE SUM OF \$221,000 IS APPROPRIATED TO THE DEPARTMENT OF					6
7	COMMUNITY AND REGIONAL AFFAIRS AS A DIRECT GRANT TO THE					7
8	FAIRBANKS NATIVE ASSOCIATION FOR THE PURPOSE OF					8
9	ESTABLISHING AN EMPLOYMENT SERVICES PILOT PROGRAM.					9
10	DISLOCATED WORKERS	500,000				10
11	DISPLACED HOMEMAKERS (1 POSITION)		603,700	603,700		11
12	COMMUNITY ASSISTANCE GRANTS		64,667,500	61,779,000	2,888,500	12
13	MUNICIPAL REVENUE SHARING	57,850,000				13
14	AGRICULTURAL LAND EXEMPTION	150,000				14
15	NATIONAL FOREST RECEIPTS	2,888,500				15
16	RURAL DEVELOPMENT GRANTS	3,100,000				16
17	ORGANIZATIONAL GRANTS	30,100				17
18	COMMUNITY LEGAL ASSISTANCE GRANTS	48,900				18
19	BULK FUEL GRANTS	600,000				19
20	COMMUNITY ASSISTANCE/ADMINISTRATION		4,855,000	4,763,900	91,100	20
21	TRAINING, DEVELOPMENT, & RDA (41 POSITIONS)	2,159,000				21
22	THE SUM OF \$45,000 IS APPROPRIATED TO THE RURAL CITIZENS					22
23	AIRPORT ASSISTANCE PROGRAM FOR THE ANCHORAGE AIRPORT					23
24	PROGRAM.					24
25	STATE ASSESSOR (9 POSITIONS)	348,600				25

11

11

1	DEPARTMENT OF COMMUNITY & REGIONAL AFFAIRS (CONT.)		APPROPRIATION	APPROPRIATION	FUND SOURCES	1
2						2
3		ALLOCATIONS	ITEMS	GENERAL FUND	OTHER FUNDS	3
4	LOCAL BOUNDARY COMMISSION (2 POSITIONS)	128,400				4
5	GRANTS ADMINISTRATION (9 POSITIONS)	2,219,000				5
6	THE SUM OF \$250,000 IS APPROPRIATED TO THE ASSOCIATION					6
7	FOR STRANDED RURAL ALASKANS FOR AN ASSISTANCE PROGRAM.					7
8	THE SUM OF \$260,000 IS APPROPRIATED TO THE ALASKA NATIVE					8
9	FOUNDATION FOR THE ALASKA NATIVE LEADERSHIP PROJECT.					9
10	THE SUM OF \$180,000 IS APPROPRIATED TO THE KOYUKON					10
11	DEVELOPMENT CORPORATION FOR A REGIONAL JOB DEVELOPMENT					11
12	PROJECT.					12
13	THE SUM OF \$93,800 IS APPROPRIATED TO THE BRISTOL BAY					13
14	NATIVE ASSOCIATION FOR A FISHERIES PROGRAM.					14
15	THE SUM OF \$350,000 IS APPROPRIATED TO THE NORTH SLOPE					15
16	BOROUGH FOR A VOCATIONAL EDUCATION PILOT PROGRAM.					16
17	THE SUM OF \$160,000 IS APPROPRIATED TO THE ALASKA					17
18	CONSUMER ADVOCACY FOR CONSUMER REPRESENTATION ON UTILITY					18
19	RATE ISSUES.					19
20	THE SUM OF \$200,000 IS APPROPRIATED TO THE COMMUNITY					20
21	ENTERPRIZE DEVELOPMENT CORPORATION FOR THE RURAL					21
22	ENTREPRENEURSHIP DEMONSTRATION PROGRAM.					22
23	THE SUM OF \$140,000 IS APPROPRIATED TO THE RAILBELT					23
24	COMMUNITY DEVELOPMENT CORPORATION FOR OPERATION OF THEIR					24
25	PROGRAM WHICH DISTRIBUTES FEDERAL FUNDS AVAILABLE FOR					25
26	SMALL BUSINESS LOANS.					26

11

11

1 DEPARTMENT OF COMMUNITY & REGIONAL AFFAIRS (CONT.)			APPROPRIATION	APPROPRIATION FUND SOURCES		2
3		ALLOCATIONS	ITEMS	GENERAL FUND	OTHER FUNDS	3
4	ENERGY PROGRAMS		3,369,800	2,137,100	1,232,700	4
5	ENERGY CONSERVATION (11 POSITIONS)	2,487,100				5
6	6 THE SUM OF \$45,870 IS APPROPRIATED AS A DIRECT GRANT TO					6
7	7 THE KODIAK NATIVE ASSOCIATION FOR THE PURPOSE OF FUNDING					7
8	8 AND ADMINISTERING ENERGY AUDIT GRANT FUNDS FOR THE					8
9	9 FOLLOWING COMMUNITIES: OLD HARBOR, AKHIOK, LARSEN BAY					9
10	10 AND PORT LIONS.					10
11	WEATHERIZATION CIP (6 POSITIONS)	755,600				11
12	INSTITUTIONAL BUILDING CONSERVATION CIP (2 POSITIONS)	127,100				12
13	13 STATEWIDE ASSISTANCE AND ENTITLEMENT (12 POSITIONS)		2,443,300	523,400	1,919,900	13
14	14 RURAL DEVELOPMENT		1,094,900	1,094,900		14
15	15 RURAL DEVELOPMENT					15
16	ALASKA NATIVE CLAIMS SETTLEMENT ACT SURVEY (7 POSITIONS)	634,900				16
17	17 THE SUM OF \$250,000 IS APPROPRIATED TO THE DEPARTMENT OF					17
18	18 COMMUNITY & REGIONAL AFFAIRS AS A DIRECT GRANT TO THE					18
19	19 ALASKA FEDERATION OF NATIVES FOR THE PURPOSE OF AN ANSCA					19
20	20 PLAN OF SURVEY ASSISTANCE PROGRAM.					20
21	MUNICIPAL LANDS TRUSTEE (5 POSITIONS)	284,800				21
22	RURAL AFFAIRS COMMISSION (2 POSITIONS)	175,200				22
23	23 COMMUNITY BLOCK GRANTS (1 POSITION)		2,804,000		2,804,000	23
24	24 ADMINISTRATION & SUPPORT		2,445,800	2,325,100	120,700	24

11

1	DEPARTMENT OF COMMUNITY & REGIONAL AFFAIRS (CONT.)		APPROPRIATION	APPROPRIATION	FUND SOURCES	2
3		ALLOCATIONS	ITEMS	GENERAL FUND	OTHER FUNDS	3
4	OFFICE OF THE COMMISSIONER (4 POSITIONS)	1,303,800				4
5	ADMINISTRATIVE SERVICES (29 POSITIONS)	1,142,000				5
6	HOUSING ASSISTANCE ADMINISTRATION (22 POSITIONS)		2,523,200	1,686,300	836,900	6
7	HOUSING CONSTRUCTION DEVELOPMENT (2 POSITIONS)		94,000	94,000		7
8	DATA AND WORD PROCESSING		268,300	253,300	15,000	8
9		* * * * *	* * * * *			9
10		* * * * * DEPARTMENT OF CORRECTIONS	* * * * *			10
11		* * * * *	* * * * *			11
12	ADMINISTRATION OF JUSTICE					12
13	ADMINISTRATION AND SUPPORT		17,705,400	16,740,200	965,200	13
14	COMMISSIONER'S OFFICE (10 POSITIONS)	637,890				14
15	PAROLE BOARD (4 POSITIONS)	334,900				15
16	FACILITY-CAPITAL IMPROVEMENT UNIT (5 POSITIONS)	262,200				16
17	ADMINISTRATIVE SERVICES (36 POSITIONS)	1,460,000				17
18	STATEWIDE PROGRAMS (12 POSITIONS)	6,307,200				18
19	CORRECTIONAL INDUSTRIES ADMINISTRATION (12 POSITIONS)	524,200				19
20	CORRECTIONAL INDUSTRIES PRODUCT COST	703,000				20
21	TRAINING UNIT (8 POSITIONS)	532,700				21
22	CUT-OF-STATE CONTRACTUAL	3,118,700				22
23	MAJOR MEDICAL (11 POSITIONS)	3,561,500				23
24	DATA AND WORD PROCESSING (2 POSITIONS)	263,200				24
25	NORTHERN AND INTERIOR REGION		11,867,200	11,867,200		25

1	DEPARTMENT OF CORRECTIONS (CONT.)		APPRPRIATION	APPROPRIATION FUND SOURCES	2
3		ALLOCATIONS	ITEMS	GENERAL FUND	OTHER FUNDS
4	DIRECTOR'S OFFICE (2 POSITIONS)	194,900			
5	FAIRBANKS CORRECTIONAL CENTER (91 POSITIONS)	6,226,300			
6	NOME CORRECTIONAL CENTER (18 POSITIONS)	1,338,700			
7	BETHEL CORRECTIONAL CENTER (38 POSITIONS)	2,742,200			
8	PROBATION (25 POSITIONS)	1,765,100			
9	SOUTHCENTRAL REGION		34,906,600	34,906,600	
10	DIRECTOR'S OFFICE (2 POSITIONS)	172,200			
11	PALMER CORRECTIONAL CENTER (79 POSITIONS)	5,333,900			
12	HILAND MOUNTAIN CORRECTIONAL CENTER (81 POSITIONS)	5,302,300			
13	MEADOW CREEK CORRECTIONAL CENTER (22 POSITIONS)	1,289,200			
14	COOK INLET PRE-TRIAL FACILITY (122 POSITIONS)	7,525,400			
15	ANCHORAGE STATE CORRECTIONAL CENTER (34 POSITIONS)	1,991,800			
16	ANCHORAGE ANNEX CORRECTIONAL CENTER (49 POSITIONS)	2,793,800			
17	RIDGEVIEW CORRECTIONAL CENTER (18 POSITIONS)	1,056,900			
18	WILDWOOD CORRECTIONAL CENTER (86 POSITIONS)	4,629,700			
19	GOOSE BAY CORRECTIONAL CENTER (31 POSITIONS)	2,682,500			
20	PROBATION (46 POSITIONS)	2,128,900			
21	SOUTHEAST REGION		8,645,800	8,645,800	
22	DIRECTOR'S OFFICE (2 POSITIONS)	146,300			
23	JUNEAU CORRECTIONAL CENTER (78 POSITIONS)	4,735,500			
24	JOHNSON HUMAN SERVICES CENTER (15 POSITIONS)	889,600			
25	KETCHIKAN CORRECTIONAL CENTER (39 POSITIONS)	2,185,000			

1	DEPARTMENT OF CORRECTIONS (CONT.)				1	
2			APPROPRIATION	APPROPRIATION	FUND SOURCES	2
3		ALLOCATIONS	ITEMS	GENERAL FUND	OTHER FUNDS	3
4	PROBATION (15 POSITIONS)	689,400				4
5	*****		*****			5
6	***** UNIVERSITY OF ALASKA *****					6
7	*****		*****			7
8	UNIVERSITY OF ALASKA					8
9	STATEWIDE PROGRAMS AND SERVICES		23,303,800	15,154,400	8,149,400	9
10	STATEWIDE PROGRAMS AND SERVICES (255 POSITIONS)	21,794,200				10
11	NOTWITHSTANDING THE PROVISIONS OF AS 37.07.080(E), EACH					11
12	APPROPRIATION TO THE UNIVERSITY OF ALASKA IS SUBJECT TO					12
13	REALLOCATION BY THE UNIVERSITY ADMINISTRATION UNDER					13
14	PROCEDURES ESTABLISHED BY THE BOARD OF REGENTS AND THE					14
15	OFFICE OF MANAGEMENT & BUDGET. TRANSFERS MAY NOT BE					15
16	MADE BETWEEN APPROPRIATIONS EXCEPT AS PROVIDED IN AN ACT					16
17	MAKING TRANSFERS BETWEEN APPROPRIATIONS.					17
18	NOTWITHSTANDING THE PROVISIONS OF AS 37.07.080(H),					18
19	FEDERAL OR OTHER PROGRAM RECEIPTS AVAILABLE TO THE					19
20	UNIVERSITY OF ALASKA WHICH EXCEED THE AMOUNTS					20
21	APPROPRIATED IN THIS ACT ARE APPROPRIATED AND AVAILABLE					21
22	FOR EXPENDITURE UNDER PROCEDURES ESTABLISHED BY THE					22
23	BOARD OF REGENTS AND THE OFFICE OF MANAGEMENT & BUDGET.					23
24	THE UNIVERSITY SHALL PROVIDE THE LEGISLATIVE BUDGET &					24
25	AUDIT COMMITTEE WITH QUARTERLY REPORTS DETAILING					25
26	ADDITIONAL FEDERAL OR PROGRAM RECEIPTS ACCEPTED UNDER					26
27	THIS PROVISION.					27

1	UNIVERSITY OF ALASKA (CONT.)		APPROPRIATION	APPROPRIATION	FUND SOURCES	2
3		ALLOCATIONS	ITEMS	GENERAL FUND	OTHER FUNDS	3
4	CIP OVERHEAD POSITIONS & ASSOCIATED COSTS (30 POSITIONS)	1,509,600				4
5	UNIVERSITY OF ALASKA, FAIRBANKS		127,796,900	66,812,000	60,984,900	5
6	UNIVERSITY OF ALASKA, FAIRBANKS (1,043 POSITIONS)	82,706,600				6
7	ORGANIZED RESEARCH (639 POSITIONS)	45,090,300				7
8	NOTWITHSTANDING THE PROVISIONS OF AS 37.25.010, FEDERAL					8
9	RECEIPTS BUDGETED IN THE ORGANIZED RESEARCH ALLOCATION					9
10	SHALL CONTINUE FOR THE LIFE OF THE SPECIFIC GRANT OR					10
11	CONTRACT. THE UNEXPENDED BALANCE OF FUNDS APPROPRIATED					11
12	FROM OTHER SOURCES SHALL LAPSE DECEMBER 31, 1985. THE					12
13	UNIVERSITY SHALL PROVIDE STATE FISCAL YEAR REPORTS ON					13
14	THESE APPROPRIATIONS.					14
15	UNIVERSITY OF ALASKA, ANCHORAGE (501 POSITIONS)		36,229,700	24,728,200	11,501,500	15
16	UNIVERSITY OF ALASKA, JUNEAU (212 POSITIONS)		13,186,900	10,672,500	2,514,400	16
17	ANCHORAGE COMMUNITY COLLEGE (398 POSITIONS)		25,979,000	17,947,700	8,031,300	17
18	COMMUNITY COLLEGES, COOP EXTENSION & RURAL ED		45,848,500	32,587,700	13,260,800	18
19	STATEWIDE STAFF AND SUPPORT (40 POSITIONS)	4,145,500				19
20	CHUKCHI COMMUNITY COLLEGE (10 POSITIONS)	1,202,200				20
21	COOPERATIVE EXTENSION SERVICE (116 POSITIONS)	6,325,700				21
22	FISHERIES INDUSTRIAL TECHNICAL CENTER (7 POSITIONS)	1,201,200				22
23	ISLANDS COMMUNITY COLLEGE (17 POSITIONS)	1,506,600				23
24	KENAI PENINSULA COMMUNITY COLLEGE (60 POSITIONS)	4,523,400				24
25	KETCHIKAN COMMUNITY COLLEGE (26 POSITIONS)	2,057,200				25

1	UNIVERSITY OF ALASKA (CONT.)				1
2			APPROPRIATION	APPROPRIATION	FUND SOURCES
3		ALLOCATIONS	ITEMS	GENERAL FUND	OTHER FUNDS
4	KODIAK COMMUNITY COLLEGE (37 POSITIONS)	2,526,200			
5	KUSKOKWIM COMMUNITY COLLEGE (60 POSITIONS)	4,678,700			
6	MATANUSKA - SUSITNA COMMUNITY COLLEGE (36 POSITIONS)	2,442,100			
7	NORTHWEST COMMUNITY COLLEGE (29 POSITIONS)	2,519,300			
8	PRINCE WILLIAM SOUND COMMUNITY COLLEGE (34 POSITIONS)	2,245,900			
9	RURAL EDUCATION (59 POSITIONS)	5,242,700			
10	TANANA VALLEY COMMUNITY COLLEGE (86 POSITIONS)	5,231,800			
11		* * * * *	* * * * *		
12		* * * * * ALASKA COURT SYSTEM	* * * * *		
13		* * * * *	* * * * *		
14	ADMINISTRATION OF JUSTICE				
15	ALASKA COURT SYSTEM		38,217,400	38,217,400	
16	APPELLATE COURTS (51 POSITIONS)	3,699,000			
17	TRIAL COURTS (512 POSITIONS)	30,499,000			
18	ADMINISTRATOR & SUPPORT (58 POSITIONS)	4,019,400			
19	COMMISSION ON JUDICIAL CONDUCT				
20	OPERATIONS		71,200	71,200	
21	JUDICIAL COUNCIL				
22	OPERATIONS (3 POSITIONS)		408,700	408,700	

1			APPROPRIATION	APPROPRIATION FUND SOURCES	1
2		ALLOCATIONS	ITEMS	GENERAL FUND	OTHER FUNDS
3		*****			
4		***** LEGISLATURE *****			
5		*****			
6	GENERAL GOVERNMENT				
7	BUDGET & AUDIT COMMITTEE		6,492,500	6,492,500	
8	LEGISLATIVE AUDIT (45 POSITIONS)	2,767,900			
9	LEGISLATIVE FINANCE (36 POSITIONS)	3,219,600			
10	COMMITTEE EXPENSES (4 POSITIONS)	505,000			
11	LEGISLATIVE COUNCIL		28,159,300	28,159,300	
12	SALARIES AND ALLOWANCES (60 POSITIONS)	3,997,200			
13	LEADERSHIP (87 POSITIONS)	4,000,000			
14	EXECUTIVE ADMINISTRATION (27 POSITIONS)	2,984,800			
15	PUBLIC SERVICES (65 POSITIONS)	3,374,300			
16	ADMINISTRATIVE SERVICES (30 POSITIONS)	1,653,300			
17	LEGAL SERVICES (21 POSITIONS)	1,639,600			
18	SESSION EXPENSES (73 POSITIONS)	6,121,200			
19	COUNCIL & SUBCOMMITTEES	568,000			
20	OFFICE SPACE RENTAL (17 POSITIONS)	2,447,500			
21	HOUSE RESEARCH (10 POSITIONS)	686,700			
22	SENATE ADVISORY COUNCIL (11 POSITIONS)	686,700			
23	OMBUDSMAN (23 POSITIONS)		1,714,800	1,714,800	

1	* SEC. 17	THE FOLLOWING SETS OUT THE FUNDING OF THE		1
2	APPROPRIATIONS MADE IN THE PRECEDING SECTION OF THIS			2
3	ACT.			3
4	OFFICE OF THE GOVERNOR			4
5	FEDERAL RECEIPTS	1,832,300		5
6	GENERAL FUND	23,083,700		6
7	*** TOTAL FUNDING ***	\$24,916,000		7
8	DEPARTMENT OF ADMINISTRATION			8
9	FEDERAL RECEIPTS	5,255,200		9
10	GENERAL FUND MATCH	717,500		10
11	GENERAL FUND	167,448,600		11
12	INTER-AGENCY RECEIPTS	23,186,200		12
13	FICA ADMINISTRATION FUND ACCOUNT	100,200		13
14	PROGRAM RECEIPTS	3,835,900		14
15	PUBLIC EMPLOYEES RETIREMENT FUND	1,743,300		15
16	SURPLUS PROPERTY REVOLVING FUND	194,000		16
17	TEACHERS RETIREMENT SYSTEM FUND	1,384,000		17
18	JUDICIAL RETIREMENT SYSTEM	23,700		18
19	NATIONAL GUARD RETIREMENT SYSTEM	21,800		19
20	*** TOTAL FUNDING ***	\$203,910,400		20
21	DEPARTMENT OF LAW			21
22	GENERAL FUND	16,037,600		22
23	INTER-AGENCY RECEIPTS	5,198,000		23
24	*** TOTAL FUNDING ***	\$22,235,600		24
25	DEPARTMENT OF REVENUE			25
26	FEDERAL RECEIPTS	3,212,000		26

1	DEPARTMENT OF REVENUE (CONT.)		1
2	GENERAL FUND MATCH	1,398,600	2
3	GENERAL FUND	93,956,500	3
4	PROGRAM RECEIPTS	8,120,600	4
5	PUBLIC EMPLOYEES RETIREMENT FUND	1,514,300	5
6	TEACHERS RETIREMENT SYSTEM FUND	1,241,400	6
7	PERMANENT FUND DIVIDEND FUND	3,015,500	7
8	*** TOTAL FUNDING ***	\$112,458,900	8
9	DEPARTMENT OF EDUCATION		9
10	FEDERAL RECEIPTS	35,678,400	10
11	GENERAL FUND MATCH	1,175,300	11
12	GENERAL FUND	566,574,200	12
13	INTER-AGENCY RECEIPTS	4,890,400	13
14	PROGRAM RECEIPTS	1,364,200	14
15	SCHOOL FUND (CIGARETTE TAX)	2,500,000	15
16	DONATED COMMODITY HANDLING FEE ACCOUNT	148,500	16
17	PUBLIC LAW 81-874/GENERAL FUND	12,044,100	17
18	TRAINING AND BUILDING FUND	250,000	18
19	*** TOTAL FUNDING ***	\$624,625,100	19
20	DEPARTMENT OF HEALTH & SOCIAL SERVICES		20
21	FEDERAL RECEIPTS	74,467,200	21
22	GENERAL FUND MATCH	61,187,200	22
23	GENERAL FUND	156,527,700	23
24	INTER-AGENCY RECEIPTS	2,207,300	24
25	PROGRAM RECEIPTS	208,000	25
26	TITLE 20	4,227,100	26
27	*** TOTAL FUNDING ***	\$298,324,500	27

11

1	DEPARTMENT OF LABOR			1
2	FEDERAL RECEIPTS	24,326,500		2
3	GENERAL FUND MATCH	1,230,100		3
4	GENERAL FUND	9,669,400		4
5	INTER-AGENCY RECEIPTS	6,229,000		5
6	PROGRAM RECEIPTS	538,200		6
7	SECOND INJURY FUND RESERVE ACCOUNT	2,187,600		7
8	DISABLED FISHERMANS RESERVE ACCOUNT	1,473,700		8
9	TRAINING AND BUILDING FUND	513,100		9
10	*** TOTAL FUNDING ***	\$46,167,600		10
11	DEPARTMENT OF COMMERCE & ECONOMIC DEVELOPMENT			11
12	FEDERAL RECEIPTS	150,000		12
13	GENERAL FUND MATCH	243,700		13
14	GENERAL FUND	38,872,700		14
15	INTER-AGENCY RECEIPTS	2,077,900		15
16	PROGRAM RECEIPTS	6,083,600		16
17	VETERANS REVOLVING LOAN FUND	707,500		17
18	COMMERCIAL FISHING LOAN FUND	187,700		18
19	*** TOTAL FUNDING ***	\$48,323,100		19
20	DEPARTMENT OF MILITARY AFFAIRS			20
21	FEDERAL RECEIPTS	4,425,100		21
22	GENERAL FUND MATCH	763,400		22
23	GENERAL FUND	6,219,400		23
24	PROGRAM RECEIPTS	29,700		24
25	*** TOTAL FUNDING ***	\$11,437,600		25

=

11

11

1	DEPARTMENT OF NATURAL RESOURCES		1
2	FEDERAL RECEIPTS	3,566,500	2
3	GENERAL FUND MATCH	409,500	3
4	GENERAL FUND	53,643,100	4
5	INTER-AGENCY RECEIPTS	2,529,700	5
6	AGRICULTURAL LOAN FUND	655,300	6
7	PROGRAM RECEIPTS	214,500	7
8	*** TOTAL FUNDING ***	\$61,018,600	8
9	DEPARTMENT OF FISH & GAME		9
10	FEDERAL RECEIPTS	10,733,000	10
11	GENERAL FUND MATCH	998,800	11
12	GENERAL FUND	51,031,900	12
13	INTER-AGENCY RECEIPTS	9,078,700	13
14	FISH AND GAME FUND	7,880,800	14
15	PROGRAM RECEIPTS	352,100	15
16	*** TOTAL FUNDING ***	\$80,075,300	16
17	DEPARTMENT OF PUBLIC SAFETY		17
18	FEDERAL RECEIPTS	1,012,500	18
19	GENERAL FUND MATCH	39,100	19
20	GENERAL FUND	76,380,100	20
21	INTER-AGENCY RECEIPTS	850,000	21
22	PROGRAM RECEIPTS	1,040,200	22
23	*** TOTAL FUNDING ***	\$79,321,900	23
24	DEPARTMENT OF TRANSPORTATION/PUBLIC FACILITIES		24
25	FEDERAL RECEIPTS	1,239,400	25
26	GENERAL FUND	176,336,700	26

11

1	DEPARTMENT OF TRANSPORTATION/PUBLIC FACILITIES (CONT.)		1
2	INTER-AGENCY RECEIPTS	59,885,200	2
3	HIGHWAY WORKING CAPITAL FUND	18,559,200	3
4	INTERNATIONAL AIRPORT REVENUE FUND	24,028,400	4
5	PROGRAM RECEIPTS	2,029,000	5
6	*** TOTAL FUNDING ***	\$282,077,900	6
7	DEPARTMENT OF ENVIRONMENTAL CONSERVATION		7
8	FEDERAL RECEIPTS	2,708,000	8
9	GENERAL FUND MATCH	1,250,300	9
10	GENERAL FUND	10,459,600	10
11	INTER-AGENCY RECEIPTS	656,900	11
12	PROGRAM RECEIPTS	45,000	12
13	*** TOTAL FUNDING ***	\$15,119,800	13
14	DEPARTMENT OF COMMUNITY & REGIONAL AFFAIRS		14
15	FEDERAL RECEIPTS	13,496,400	15
16	GENERAL FUND MATCH	150,000	16
17	GENERAL FUND	93,234,400	17
18	INTER-AGENCY RECEIPTS	3,294,800	18
19	PROGRAM RECEIPTS	829,900	19
20	*** TOTAL FUNDING ***	\$111,005,500	20
21	DEPARTMENT OF CORRECTIONS		21
22	GENERAL FUND	72,159,800	22
23	INTER-AGENCY RECEIPTS	262,200	23
24	CORRECTIONAL INDUSTRIES FUND	703,000	24
25	*** TOTAL FUNDING ***	\$73,125,000	25


1	UNIVERSITY OF ALASKA		1
2	FEDERAL RECEIPTS	26,958,800	2
3	GENERAL FUND MATCH	2,718,300	3
4	GENERAL FUND	165,184,200	4
5	INTER-AGENCY RECEIPTS	12,137,700	5
6	PROGRAM RECEIPTS	22,951,600	6
7	STUDENT FEES, UNIVERSITY OF ALASKA	15,647,600	7
8	INDIRECT COST RECOVERY	7,324,800	8
9	RESTRICTED RECEIPTS, U OF A	19,421,800	9
10	*** TOTAL FUNDING ***	\$272,344,800	10
11	ALASKA COURT SYSTEM		11
12	GENERAL FUND	38,697,300	12
13	*** TOTAL FUNDING ***	\$38,697,300	13
14	LEGISLATURE		14
15	GENERAL FUND	36,366,600	15
16	*** TOTAL FUNDING ***	\$36,366,600	16
17	***** TOTAL BUDGET *****	\$2,442,051,500	17
18	* SEC. 18 THIS ACT TAKES EFFECT JULY 1, 1984.		18

Alaska MUNICIPAL League

TELEPHONES
(907) 586-1325
(907) 586-6526

105 MUNICIPAL WAY, SUITE 301
JUNEAU, ALASKA 99801

To: House Finance Committee

From: Scott A. Burgess, Executive Director 

Date: April 19, 1984

Re: HB 511 and Full Funding of Municipal Assistance,
Revenue Sharing, and School Foundation Support

I realize that HB 511 represents a lot of work and hard decisions by the Finance Committee and that you have heard my requests on behalf of municipalities and our taxpayers before. However, because full funding of municipal assistance, revenue sharing, and school foundation support are critical to communities providing needed services while holding down taxes, because the Senate Finance Committee has acknowledged some these needs in their budget package, and because you are still addressing HB 511, I request:

1. On page 10, line 14 - Increase Municipal Assistance by \$20.4 million.
2. On page 36, line 6 - Increase Revenue Sharing by \$2.5 million
3. On page 12, line 20 - Increase Foundation Program by \$8.7 million

Municipal Assistance

The \$70,500,000 amount requested by the Governor, and being proposed by House Finance, represents only 22% of the Department of Revenue's FY 1984 March estimate of the corporate income tax proceeds (\$325 million). This means a statewide shortfall of \$27 million, given the minimum statutory level of 30% under AS 43.20.016. The Senate Finance Committee has proposed increasing the Governor's requested amount to \$90.9 million, or fully funding the program at the 30% level according the January revenue estimates (\$303 million). On behalf of the League, I would request municipal assistance to be funded at \$90.9 at a minimum.

Revenue Sharing

The \$57,850 amount represents a \$2.5 million shortfall in Chapter 89, Miscellaneous Services. Chapter 89 provides entitlements for road maintenance, hospital and health facility operations, volunteer fire departments in the unorganized borough, grants for unincorporated communities, and cost-of-living adjustments. Based on our calculations, discussions with the Department, and past funding, the League requests a \$2.5 million increase to fully fund this program, important to communities in urban and rural Alaska.

The Municipal Tax Resource Equalization Program, Chapter 88, is based on a formula and has no mandated appropriation level, and it is, therefore, more difficult to determine an adequate level of funding. However, the League urges the Legislature to provide annual increases in Chapter 88 to reflect population and inflation changes so that local officials can maintain an orderly continuation of operations.

School Foundation

Under HB 251, which passed last year, a permanent funding mechanism was to be devised, or FY 85 school foundation funding would be full enrollment plus the Anchorage consumer price index. A permanent funding program has not been developed and the Anchorage consumer price index is 5.396%. Therefore, your figure of \$483.9 million is \$8.7 million short. The League requests full funding at \$492.6 million.

Ketchikan Gateway Borough indicates that every 1% decrease in state support represents a 2% increase in local effort. School districts in the state are requesting 12% to 30% increases in local effort in anticipation of the shortfall in state school foundation funding. This translates to a significant tax burden on local tax payers.

I have attached several pieces of information and supporting documentation:

1. Historical funding levels of municipal assistance and revenue sharing.
2. Community-by-community fiscal impact of a \$20.4 million shortfall in municipal assistance.
3. Resolutions in support of full funding of municipal assistance and revenue sharing.

Thank you for your consideration.

	<u>Statewide Appropriation</u>	<u>Statewide Shortfall</u>
<u>Municipal Assistance(a)</u>		
FY 85 (Gov.)	\$70,500,000	\$20,400,000
FY 84	70,500,000(b)	9,400,000
FY 83	71,300,000	debatable(c)
FY 82	87,900,000	1,500,000
FY 81	56,500,000	-0-
FY 80	11,400,000	14,000,000
<u>Gross Business License Tax(d)</u>		
FY 79	12,114,045	-0-
FY 78	10,573,422	-0-
FY 77	12,050,112	-0-
FY 76	9,809,862	-0-
<u>Revenue Sharing(e)</u>		
FY 85 (Gov.)	\$57,850,000	2,500,000(f)
FY 84	57,950,000	2,200,000(f)
FY 83	55,707,000	2,900,000(f)
FY 82	55,707,600	1,300,000(f)
FY 81	51,900,000	-0-
FY 80	26,914,815	-0-
FY 79	18,773,924	2,400,000
FY 78	18,383,829	-0-
FY 77	16,590,346	745,000
FY 76	14,916,817	-0-

(a) FY 84-85, an amount equal to or greater than 30% of previous year's corporate income tax; FY 80-83, 10%. Subject to legislative appropriation. Distributed primarily on a per capita basis.

(b) represented statutory amount according to January 1983 estimates; later in session, Dept. of Revenue raised estimates, but municipal assistance fund was not increased accordingly.

(c) year switch made from oil & gas corporate to severance taxes

(d) pre-statehood dedicated tax - automatic sharing of 60% of receipts; not subject to legislative appropriation.

(e) FY 81 - 85, current program which is divided into 3 main parts: Chapter 88 - distribution according to formula based on population, assessed value, and local effort, with no appropriation level mandated by statute; Chapter 89 - set amounts for miscellaneous services, such as roads, hospital and health facility operating assistance, volunteer fire departments in the unorganized borough, and grants to unincorporated communities; Chapter 90 - hospital construction aid, repealed in 1983 but hospitals currently in program grandfathered in. FY 76-80, categorical program.

(f) estimated amount for Chapter 89 part only

estimated distribution - page 2

City of Gambell (432)	61,122	17,686
City of Golovin (121)	17,120	4,954
City of Goodnews Bay (215)	30,420	8,802
City of Grayling (211)	29,854	8,639
City of Haines (1,079)	152,665	44,175
City of Holy Cross (266)	37,636	10,890
City of Homer (3,237)	457,994	132,526
City of Hoonah (865)	122,386	35,414
City of Hooper Bay (651)	92,108	26,653
City of Houston (606)	85,741	24,810
City of Hughes (99)	14,007	4,053
City of Huslia (241)	34,098	9,867
City of Hydaburg (429)	60,698	17,564
City of Kachemak (287)	40,607	11,750
City of Kake (631)	89,278	25,834
City of Kaktovik (203)	28,722	8,311
City of Kaltag (257)	36,362	10,522
City of Kasaan (70)	9,904	2,866
City of Kasigluk (394)	55,746	16,131
City of Kenai (5,721)	809,449	234,223
City of Ketchikan (8,414)	1,190,474	344,478
City of Kiana (363)	51,360	14,862
City of King Cove (586)	82,912	23,991
City of Kivalina (272)	38,484	11,136
City of Klawock (508)	71,876	20,798
City of Kobuk (86)	12,168	3,521
City of Kodiak (6,072)	859,111	248,594
City of Kotlik (399)	56,453	16,335
City of Kotzebue (2,464)	348,625	100,879
City of Koyuk (198)	28,014	8,106
City of Koyukuk (99)	14,007	4,053
City of Kupreanof (50)	7,074	2,047
City of Kwethluk (507)	71,734	20,757
City of Larsen Bay (180)	25,468	7,369
City of Lower Kalskag (261)	36,928	10,686
City of Manokotak (299)	42,305	12,241
City of McGrath (535)	75,696	21,903
City of Mekoryuk (192)	27,166	7,861
City of Mountain Village (666)	94,231	27,267
City of Napakiak (306)	43,295	12,528
City of Napaskiak (260)	36,787	10,645
City of Nenana (586)	82,912	23,991
City of New Stuyahok (337)	47,681	13,797
City of Newhalen (133)	18,818	5,445
City of Newton (181)	25,609	7,410
City of Nightmute (145)	20,516	5,936
City of Nikolai (110)	15,564	4,504
City of Nome (3,620)	512,184	148,206
City of Mondalton (200)	28,297	8,188
City of Noorvik (517)	73,149	21,166
City of North Pole (934)	132,149	38,239
City of Nuiqsut (324)	45,842	13,265
City of Nulato (353)	49,945	14,452
City of Nunapitchuk (353)	49,945	14,452
City of Old Harbor (375)	53,058	15,353

estimated distribution - page 3

City of Ouzinkie (233)	32,966	9,539
City of Palmer (2,738)	387,392	112,096
City of Pelican (213)	30,137	8,720
City of Petersburg (3,046)	430,970	124,706
City of Pilot Station (404)	57,161	16,540
City of Platinum (59)	8,348	2,416
City of Point Hope (570)	80,648	23,336
City of Port Alexander (98)	13,866	4,012
City of Port Heiden (94)	13,300	3,848
City of Port Lions (291)	41,173	11,914
City of Quinhagak (477)	67,489	19,529
City of Ruby (233)	32,966	9,539
City of Russian Mission (175)	24,760	7,165
City of St. George (175)	24,760	7,165
City of St. Mary's (563)	79,657	23,050
City of St. Michael (295)	41,739	12,078
City of St. Paul (595)	84,185	24,360
City of Sand Point (889)	125,782	36,397
City of Savoonga (477)	67,489	19,529
City of Saxman (343)	48,530	14,043
City of Scammon Bay (251)	35,513	10,276
City of Selawik (600)	84,892	24,565
City of Seldovia (510)	72,158	20,880
City of Seward (1,828)	258,639	74,840
City of Shageluk (142)	20,091	5,814
City of Shaktoolik (171)	24,194	7,001
City of Sheldon Point (107)	15,139	4,381
City of Shishmaref (412)	58,293	16,868
City of Shungnak (292)	41,314	11,955
City of Skagway (790)	111,775	32,343
City of Soldotna (3,353)	474,407	137,275
City of Stebbins (339)	47,964	13,879
City of Tanana (485)	68,621	19,856
City of Teller (247)	34,947	10,112
City of Tenakee Springs (144)	20,374	5,896
City of Thorne Bay (316)	44,710	12,937
City of Togiak (545)	77,111	22,313
City of Toksook Bay (357)	50,511	14,616
City of Tuluksak (272)	38,485	11,136
City of Tununak (327)	46,266	13,388
City of Unalakleet (787)	111,350	32,221
City of Unalaska (1,922)	271,939	76,689
City of Upper Kalskag (133)	18,818	5,445
City of Valdez (3,694)	522,654	151,236
City of Wainwright (483)	68,338	19,774
City of Wales (129)	18,252	5,281
City of Wasilla (2,944)	416,539	120,530
City of White Mountain (158)	22,355	6,469
City of Whittier (263)	37,211	10,767
City of Wrangell (2,376)	336,174	97,276
City of Yakutat (462)	65,367	18,915

Estimated Distribution of FY 85 Municipal Assistance Fund

<u>Municipality</u>	<u>\$70.5 million</u> <u>(in Gov. budget)</u>	<u>\$20.4 million</u> <u>(shortfall)</u>
(Populations listed for boroughs represent population outside cities)		
Muni. of Anchorage (230,846)	\$32,678,940	\$ 9,451,066
Bristol Bay Borough (1,271)	179,830	52,036
Fairbanks North Star Bor. (37,274)	5,273,797	1,526,035
Haines Borough (768)	108,662	31,443
City & Borough of Juneau (27,519)	3,893,588	1,126,655
Kenai Peninsula Borough (20,833)	2,947,604	852,924
Ketchikan Gateway Borough (5,557)	786,245	227,509
Kodiak Island Borough (5,825)	824,163	238,481
Matanuska-Susitna Borough (24,280)	3,435,311	994,047
North Slope Borough (2,780)	393,335	113,816
City & Borough of Sitka (8,221)	1,163,167	336,576
City of Akhiok (103)	14,573	4,217
City of Akiachak (451)	63,811	18,464
City of Akiak (250)	35,372	10,235
City of Akutan (188)	26,600	7,697
City of Alakanuk (546)	77,252	22,354
City of Aleknagik (232)	32,825	9,498
City of Allakaket (175)	24,760	7,165
City of Ambler (281)	39,758	11,504
City of Anaktuvuk Pass (228)	32,259	9,335
City of Anderson (521)	73,715	21,330
City of Angoon (562)	79,516	23,009
City of Aniak (459)	64,943	18,792
City of Anvik (115)	16,271	4,708
City of Atmautluak (239)	33,815	9,785
City of Atkasuk (231)	32,684	9,457
City of Barrow (2,882)	407,766	117,992
City of Bethel (3,681)	520,815	150,704
City of Brevig Mission (159)	22,496	6,510
City of Buckland (219)	30,986	8,966
City of Chefnak (268)	37,919	10,972
City of Chevak (528)	74,705	21,617
City of Chignik (124)	17,544	5,076
City of Chuathbaluk (124)	17,544	5,076
City of Clark's Point (80)	11,319	3,275
City of Cold Bay (250)	35,372	10,235
City of Cordova (2,307)	326,411	94,451
City of Craig (907)	128,329	37,133
City of Deering (158)	22,355	6,469
City of Delta Junction (1,044)	147,713	42,742
City of Dillingham (1,896)	268,260	77,624
City of Diomedes (154)	21,789	6,305
City of Eagle (142)	20,091	5,814
City of Eek (265)	37,494	10,849
City of Ekwok (78)	11,036	3,193
City of Elim (205)	29,005	8,393
City of Emmonak (641)	90,693	26,243
City of Fairbanks (27,103)	3,834,730	1,109,624
City of Fort Yukon (624)	88,288	25,547
City of Fortuna Ledge (276)	39,050	11,300
City of Galena (876)	123,943	35,864

Alaska Conference of Mayors

WHEREAS, the Alaska State Legislature adopted a formula funding program for Municipal Assistance, which is 30% of the previous year's corporate income tax; and

WHEREAS, that amount for FY 85 is estimated to be \$90.9 million, which is \$20.4 million more than the \$70.5 million requested by Governor Sheffield in his FY 85 budget request; and

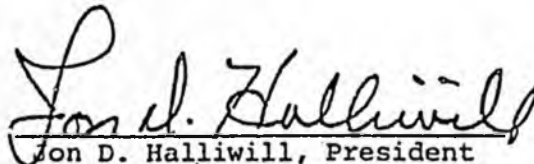
WHEREAS, the municipalities of Alaska base their planning on this formula and rely on the law; and

WHEREAS, partial and irregular funding of the formula causes major budgeting problems for municipalities because local budgets must be approved before the state budget is adopted; and

WHEREAS, reduced funding for the municipalities will result in either increased local property taxes or reduced local services;

NOW, THEREFORE, BE IT RESOLVED that the Alaska Conference of Mayors respectfully requests the Alaska State Legislature fully fund at the statutory adopted formula the Municipal Assistance Program for FY 85 at \$90.9 million.

Adopted by the Alaska Conference of Mayors on March 5, 1984 in Juneau, Alaska.


Jon D. Halliwill, President

RESOLUTION 84-4
OF THE CITY COUNCIL OF
ST. MARY'S, ALASKA

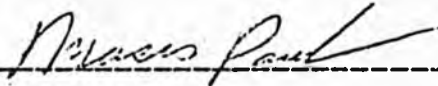
WHEREAS: The City of St. Mary's and many small rural communities have small tax bases and depend upon State Revenue Sharing and Municipal Assistance for general operational funds.

WHEREAS: The combination of revenue sharing and municipal assistance constitutes more than half of the revenues generated by the City of St. Mary's.

WHEREAS: The operational burden on small communities has increased due to many recent capital improvements.

THEREFORE, BE IT RESOLVED: The City Council for the City of St. Mary's urges its representatives and the Governor to support full funding of the State Revenue Sharing and Municipal Assistance programs.

PASSED AND APPROVED by a duly established quorum of the City Council for the City of St. Mary's this day of , 1984.



Mayor

ATTEST:



City Clerk

City of Tenakee Springs

RESOLUTION 84-10

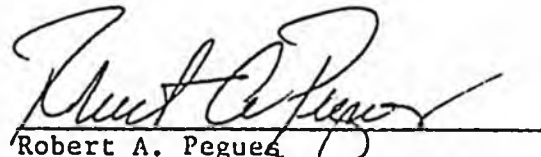
In the Council
March 22, 1984

Introduced by the
Council President

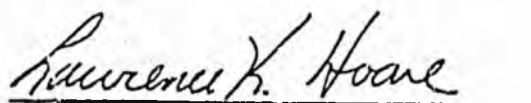
A RESOLUTION REQUESTING STATUTORY FUNDING OF THE MUNICIPAL ASSISTANCE PROGRAM.


- WHEREAS, the Alaska State Legislature adopted a formula funding program for Municipal Assistance, which is 30% of the previous year's corporate income tax; and
- WHEREAS, that amount for FY 85 is estimated to be \$90.9 million, which is \$20.4 million more than the \$70.5 million requested by Governor Sheffield in his FY 85 budget request; and
- WHEREAS, the municipalities of Alaska base their planning on this formula and rely on the law; and
- WHEREAS, partial and irregular funding of the formula causes major budgeting problems for municipalities because local budgets must be approved before the state budget is adopted; and
- WHEREAS, reduced funding for municipalities will result in reduced local services, particularly in Tenakee Springs and other small towns with limited tax bases; then
- THEREFORE, BE IT RESOLVED that the Council of the City of Tenakee Springs respectfully requests the Alaska State Legislature fully fund at the statutory adopted formula the Municipal Assistance Program for FY 85 at \$90.9 million.

ADOPTED 5 Yea - 2 ABSENT THIS 22 DAY OF MARCH, 1984


Robert A. Pegue
City Council President
ex officio MAYOR

ATTEST:


Lawrence K. Hoare
City Clerk



CITY OF KENAI
"Oil Capital of Alaska"

210 FIDALGO KENAI, ALASKA 99611
TELEPHONE 283-7535

April 6, 1984

Honorable Bill Sheffield
Governor, State of Alaska
Pouch A
Juneau, Alaska 99811

Dear Governor Sheffield:

Probably one of the single most important pieces of legislation that could be adopted by the Thirteenth Alaska Legislature is full funding of Municipal Assistance.

It is my understanding at the present time that Municipal Assistance is only funded at 70%. If the Legislature and your office could get together on 100% funding of Municipal Assistance, it would personally affect more Alaskans than almost any other piece of Legislation that can be passed during this session.

To justify what I am saying, the Legislature's intent when Municipal Assistance was passed was that each local government would use a portion of that funding to reduce or stabilize local property taxes. As an example, the City of Kenai has consistently put 100% of Municipal Assistance into the general fund budget for the sole purpose of keeping a low property tax rate. It is my understanding that almost every municipality throughout the State of Alaska has included at least a portion of Municipal Assistance in their general fund budgets in order to help keep their tax rates from soaring. This being the case, should full funding of Municipal Assistance be accomplished, it would be a tax savings to every property taxpayer in the State of Alaska.

To make a long story short, all property taxpayers in the State of Alaska would benefit from the Legislature fully funding Municipal Assistance.

Sincerely,

Wm. J. Brighton
City Manager

WJB:kh

Suggested by: Mayor Tom Wagoner

CITY OF KENAI

RESOLUTION NO. 84-29

A RESOLUTION OF THE COUNCIL OF THE CITY OF KENAI, ALASKA, URGING THE 13TH ALASKA STATE LEGISLATURE TO ADOPT A FORMULA FUNDING PROGRAM FOR MUNICIPAL ASSISTANCE WHICH IS 30% OF THE PREVIOUS YEARS CORPORATE INCOME TAX.

WHEREAS, the corporate income tax for FY 85 is estimated to be 90.9 million dollars, which is 20.4 million more than the 70.5 million requested by Governor Sheffield in his FY 85 budget request, and

WHEREAS, the municipalities of Alaska base their planning on this formula in order to create stability and predictability, and

WHEREAS, partial and/or irregular funding of the formula causes major budgeting problems for the municipalities because local budgets must be approved before the State budget is adopted, and

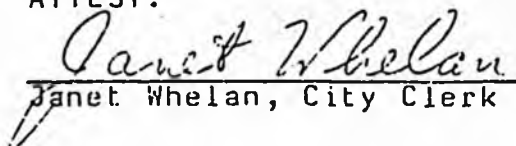
WHEREAS, reduced funding in the municipal assistance program for municipalities will result in either increased local property taxes or reduced local services.

NOW, THEREFORE, BE IT RESOLVED BY THE COUNCIL OF THE CITY OF KENAI, ALASKA, that the City Council respectfully requests the 13th Alaska State Legislature to fully fund at the statutory adopted formula the Municipal Assistance Program for FY 85 at 90.9 million dollars.

PASSED BY THE COUNCIL OF THE CITY OF KENAI, ALASKA this 21st day of MARCH, 1984.


Tom Wagoner, Mayor

ATTEST:


Janet Whelan, City Clerk

CITY OF FORT YUKON

INCORPORATED 1959

Post Office Box 269

Telephone (907) 662-2479 or 2379


Fort Yukon, Alaska 99740

RESOLUTION 84-06

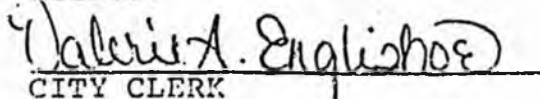
- WHEREAS, The Alaska State Legislature adopted a formula funding program for Municipal Assistance, which is 30% of the previous year's corporate income tax; and
- WHEREAS, That amount for FY '85 is estimated to be \$90.9 million, which is \$20.4 million more than the \$70.5 million requested by Governor Sheffield in his FY '85 budget request; and
- WHEREAS, The municipalities of Alaska base their planning on this formula and rely on the law; and
- WHEREAS, Partial and irregular funding of the formula causes major budgeting problems for municipalities because local budgets must be approved before the State budget is adopted; and
- WHEREAS, Reduced funding for the municipalities will result in either increased local property taxes or reduced local services; and

NOW THEREFORE BE IT RESOLVED, that the City of Fort Yukon Inc. respectfully requests the Alaska State Legislatures fully fund at the Statutory adopted formula the Municipal Assistance Program for FY '85 at \$ 90.4 million.

PASSED AND APPROVED by the City council of the City of Fort Yukon, Alaska this 20 day of March, 1984.


MAYOR

ATTEST:


CITY CLERK



THE HEART OF THE MATANUSKA VALLEY

CITY OF PALMER

COUNCIL-MANAGER GOVERNMENT

P.O. BOX 1368 • PHONE (907) 745-3271

PALMER, ALASKA 99645

March 21, 1984

The Honorable Ron Larson
Pouch 7
Juneau, Alaska 99811

Dear Representative Larson,

As time starts approaching the magic one hundred twenty days mark, everyone who was shorted financially by the State is at your doorstep with hat in hand.

Although I am not to that point, Municipal Assistance and Revenue Sharing do play an important part of our budget. And too, it may appear that the City of Palmer receives a big chunk of Municipal Assistance, but \$250,000 or a prorated lesser amount is for the Valley Hospital operation and maintenance as pass-through money.

Since the City of Palmer is on a calendar year fiscal year, I would like to point out a couple facts. In fiscal year 1983, we projected our Municipal Assistance and Revenue Sharing to be \$885,206 or 26.0% of the total general fund budget. In fiscal year 1984, we project these receipts to be \$837,057 or 23.3% of the general fund budget or 0.48 of a mill in lost State Shared Revenues in one year.

As the population continues to grow, the pot is split up more ways. Too, those who do not tax themselves receive almost as much as those who do which is another incentive not to tax.

There are tremendous inequities in the system as it stands today which have to be addressed in the very near future.

Off this soap box and back to the issue at hand. The City of Palmer would look kindly upon receiving additional monies from Municipal Assistance and Revenue Sharing during fiscal year 1984.

If there is any glimmer of hope for passage this legislative session, I hope that you will support "full funding" for municipal assistance and revenue sharing.

Should you have any questions, please feel free to contact me.

Yours truly,

David L. Soulak
City Manager
City of Palmer

DLS/cac

cc: AML ✓

City of Ketchikan, Alaska

RESOLUTION NO. 1378

A RESOLUTION OF THE CITY OF KETCHIKAN, ALASKA, SUPPORTING FULL FUNDING OF FISCAL YEAR 1984 MUNICIPAL ASSISTANCE AND STATE REVENUE SHARING PROGRAM AND ESTABLISHING AN EFFECTIVE DATE.

WHEREAS, the continuation of adequate levels of state financial aid is essential for Alaskan local governments to continue to provide important, needed services to their citizens while holding down local taxes; and

WHEREAS, Municipal Assistance revenues are a sharing of corporate income tax revenues by the state with local governments; and

WHEREAS, Alaskan local governments were assured that they would suffer no financial harm when during the 1981 legislative session SB 524 was approved which legislation changed the method of taxation of the petroleum industry by transferring much of the corporate income taxes previously paid by that industry to severance taxes; and

WHEREAS, the FY 1984 Municipal Assistance appropriation of \$70.5 million represents a \$20.4 million shortfall from the \$90.9 million minimum funding level; and

WHEREAS, the Section 89 State Revenue Sharing entitlement provides state aid to local governments for categorical services such as road maintenance and health facilities and hospitals; and

WHEREAS, the FY 1984 Section 89 State Revenue Sharing entitlement for roads, health facilities-hospitals and volunteer fire departments was funded at a level approximately \$2.5 million less than the amount authorized by state statutes.

NOW THEREFORE BE IT RESOLVED by the Council of the City of Ketchikan, Alaska as follows:

Section 1: The Council of the City of Ketchikan supports and endorses the supplemental appropriation of \$20.4 million FY 1984 Municipal Assistance revenues to fully fund the entitlement at levels which should exist had not the method of taxation of petroleum industry had changed.

Section 2: The Council of the City of Ketchikan supports and endorses the supplemental appropriation of \$2.5 million of FY 1984 Section 89 State Revenue Sharing for roads, health facilities-hospitals, and volunteer fire departments to fully fund the entitlement at the level authorized by state statutes.

Section 3: The Council of the City of Ketchikan urges the State Legislature to appropriate and the Governor to approve the aforementioned supplemental appropriations as soon as possible so that local governments can use the additional funding in setting their 1984 mill levies.

Section 4: The Council of the City of Ketchikan hereby directs the City Clerk to forward copies of this resolution to Governor Bill Sheffield; Peter McDowell, Director of Management and Budget; Senator Robert Ziegler; Representative Ronald Wendte; Representative Jack McBride; and the Alaska Municipal League.

Section 5: This resolution shall become effective immediately upon passage approval.

PASSED AND APPROVED this 5th day of April, 1934.

Edward W. Zastrow
Edward W. Zastrow, Mayor

ATTEST:

Karen Miles
Karen Miles, City Clerk

CITY OF PORT LIONS

RESOLUTION #84-04

A RESOLUTION OF THE CITY OF PORT LIONS SUPPORTING FULL FUNDING IN THE AMOUNT OF \$90.0 MILLION FOR THE MUNICIPAL ASSISTANCE PROGRAM DURING FY'85.

- WHEREAS, the Alaska State Legislature adopted a formula funding program for Municipal Assistance, which is 30% of the previous year's corporate income tax, and
- WHEREAS, that amount for FY'85 is estimated to be \$90.9 million, which is \$20.4 million more than the \$70.5 million requested by Governor Sheffield in his FY'85 budget request, and
- WHEREAS, the City of Port Lions bases its' fiscal year budgets on this formula and rely's on the law, and
- WHEREAS, partial and irregular funding of the formula has caused and will continue to cause major budgeting problems for the City of Port Lions, and
- WHEREAS, reduced funding for the City of Port Lions will result in reduced local services including but not limited to Fire Protection and maintenance and operations of the City's Department of Harbors and Ports during FY'85,
- NOW, THEREFORE BE IT RESOLVED, that the City of Port Lions respectfully requests the Alaska State Legislature fully fund the Municipal Assistance Program for FY'85 at \$90.9 million.

This Resolution becomes effective on the Date of Adoption by a duly constituted quorum of the Port Lions City Council.

13th March 1984
Date of Adoption



Patricia Juhari
Mayor

ATTEST:

[Signature]
City Clerk

CITY OF KODIAK
RESOLUTION NUMBER 15-84

A RESOLUTION OF THE COUNCIL OF THE CITY OF KODIAK, ALASKA, SUPPORTING FULL FUNDING OF FISCAL YEAR 1985 MUNICIPAL ASSISTANCE REVENUES AND STATE REVENUE SHARING

WHEREAS, the Alaska State Legislature adopted a formula funding program for municipal assistance which is thirty percent of the previous years corporate income tax; and

WHEREAS, that amount for FY 85 is estimated to be \$90.9 million, which is \$20.4 million more than the \$70.5 million requested by Governor Sheffield in his FY 85 budget request; and

WHEREAS, the municipalities of Alaska base their planning on this formula and rely on that law; and

WHEREAS, partial and irregular funding of the formula causes major budgeting problems for municipalities because local budgets must be approved before the state budget is adopted; and


WHEREAS, reduced funding for the City of Kodiak will result in either increased local property taxes or reduced local services,

NOW, THEREFORE, BE IT RESOLVED, that the Council of the City of Kodiak, Alaska, respectfully requests the Alaska State Legislature to fully fund the Municipal Assistance Program for FY 85 at the adopted statutory formula in the amount of \$90.9 million.

BE IT FURTHER RESOLVED that copies of this resolution be delivered to Governor Sheffield, Lieutenant Governor McAlpine, the Alaska Conference of Mayors, Senator Bob Mulcahy, and Representative Fred Zharoff.

PASSED AND APPROVED this 22ND day of MARCH, 1984.

CITY OF KODIAK


MAYOR

ATTEST:


CITY CLERK

Submitted By:
Mayor Rasmussen
Action Taken:
Yes /5/ No /0/

CITY OF NOME, ALASKA
RESOLUTION

R-84-3-3

"A RESOLUTION REQUESTING
THE ALASKA STATE LEGISLATURE
FULLY FUND AT THE STATUTORY ADOPTED FORMULA
THE MUNICIPAL ASSISTANCE PROGRAM
FOR FY 85 AT \$90.9 MILLION."

WHEREAS, the Alaska State Legislature adopted a formula funding program for Municipal Assistance, which is 30% of the previous year's corporate income tax; and,

WHEREAS, the amount for FY 85 is estimated to be \$90.9 million, which is \$20.4 million more than the \$70.5 million requested by Governor Sheffield in his FY 85 budget request; and,


WHEREAS, the municipalities of Alaska base their planning on this formula and rely on the law; and,

WHEREAS, partial and irregular funding of the formula causes major budgeting problems for municipalities because local budgets must be approved before the state budget is adopted; and,

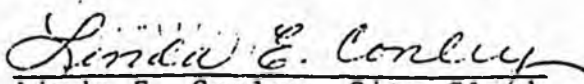
WHEREAS, reduced funding for the municipalities will result in either increased local property taxes or reduced local services;

NOW, THEREFORE, BE IT RESOLVED that the Nome Common Council respectfully requests the Alaska State Legislature fully fund at the statutory adopted formula the Municipal Assistance Program for FY 85 at \$90.9 million.

SIGNED and DATED this 12th day of March, 1984.


Leo B. Rasmussen, Mayor

ATTEST:


Linda E. Conley, City Clerk

City of Sand Point

P.O. Box 177

Sand Point, Alaska 99661

(907) 383-2696

RESOLUTION NO. 84-13

A RESOLUTION OF THE CITY COUNCIL OF SAND POINT, REQUESTING THE ALASKA STATE LEGISLATURE TO FUND THE MUNICIPAL ASSISTANCE PROGRAM FOR FY 85 AT \$90.9 MILLION.

WHEREAS, the Alaska State Legislature adopted a formula funding program for Municipal Assistance, which is 30% of the previous year's corporate income tax; and

WHEREAS, that amount for FY 85 is estimated to be \$90.9 million, which is \$20.4 million more than the \$70.5 million requested by Governor Sheffield in his FY 85 budget request; and

WHEREAS, the municipalities of Alaska base their planning on this formula and rely on the law; and

WHEREAS, partial and irregular funding of the formula causes major budgeting problems for municipalities because local budgets must be approved before the state budget is adopted; and

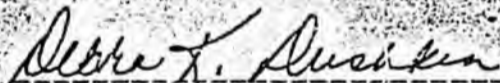
WHEREAS, reduced funding for the municipalities will result in either increased local property taxes or reduced local services;

NOW THEREFORE BE IT RESOLVED that the City Council of Sand Point requests the Alaska State Legislature fully fund at the statutory adopted formula the Municipal Assistance Program for FY 85 at \$90.9 million.

PASSED AND ADOPTED BY A DULY CONSTITUTED QUORUM OF THE SAND POINT CITY COUNCIL THIS 10th DAY OF April, 1984.


MAYOR JACK R. FOSTER SR.

ATTEST:


DEBRA K. DUSHKIN, CITY CLERK

AMENDMENT #1
FY 85 OPERATING BUDGET

BY: ADAMS

Department of Administration

Longevity Bonus Page 6

Add legislative intent as follows:

"In the event that funding for the longevity bonus program proves to be insufficient in FY 85, the department shall request supplemental funding."

Public Defender Page 36
First Judicial District

Add general funds in the amount of 142.8 for an Attorney IV, Legal Secretary I and associated costs in Sitka broken down as follows:

100	99.7
200	5.0
300	23.6
400	7.0
500	7.5

GF 142.8

Risk Management Page 86

Add legislative intent as follows:

"It is the intent of the Legislature that the Division of Risk Management begin the process of rebidding existing broker contracts that expire rather than renegotiating with contractors. Further, any contract the Division is renegotiating or anticipating to renegotiate shall be re-bid rather than extending any current broker contract for insurance. The following classes of coverage shall be affected: general liability, marine--hardware and CP&I, workers compensation, aviation, airport premises, blanket bond, travel accident and E&O malpractice.

This process shall be completed within the first six months of FY 85 and the department shall develop a report to the Legislature by the start of next session concerning compliance with legislative intent."

Information Resource Management Page 90

Add legislative intent as follows:

"The Legislature declares that it is in the State's best interest to limit the State's reliance on a single manufacturer of computer equipment and a single vendor of computer hardware, software and system support services.

The Legislature further declares that incentives are needed for the competitive development of computer equipment and services needed by the State by manufacturer's and vendors resident.

Therefore the legislature intends that agencies of the executive branch shall determine their several needs for computer applications in a distributed processing environment; shall solicit a minimum of three vendor proposals for installation and support of systems which meet those needs; and shall award exclusive contracts to those vendors who meet those needs in the most cost-effective manner based on written proposals and demonstrations of system capability.

The solicitation of vendor proposals, the conduct of vendor demonstrations, the testing of vendor system configurations, and the competitive evaluation and award of exclusive vendor contracts, by an agency, shall be accomplished within rules and minimum system performance standards established and administered by the Department of Administration.

An agency of the executive branch shall not expend more than 50% of its annual data processing budget with a single manufacturer of computer systems or their vendor representative without the approval of the Department of Administration."

Telecommunications

Telecommunications Systems Page 120

Add other funds (I/A Receipts) in the amount of 97.8 and add two additional positions for installation and maintenance of telecommunications facilities. These funds are available from existing CIP authorization balances.

100 97.8

Other Funds 97.8

Department of Education

Commissions & Boards Page 64

Alaska State Council on the Arts

Reduce general funds in the amount of 180.0 in the grants line item for forward funding of fine arts camp. This duplicates a special appropriation contained in HB 617.

Vocational Rehabilitation Page 112
Independent Living Rehabilitation

Add general funds in the amount of 330.0 in the grants line item with the following legislative intent:

"The sum of \$330,000 is appropriated to the department as a direct grant to Access Alaska for the purposes of an independent living program in the Fairbanks area."

Department of Health & Social Services

Purchased Services
Preventive Services Page 48

Delete 178.3 in general funds from the grants line item for transfer to the Norton Sound, Social Services component.

Social Services
Institutional Care Page 74

Add legislative intent as follows:

"In the event that SB 431, an Act relating to the purchases of residential care, or its equivalent, should fail to be signed into law the department shall request supplemental funding to meet program needs for FY 85."

Norton Sound
Social Services Page 108

Add 178.3 in general funds to the grants line item transferred from the Purchased Services, Preventive Services component.

Health Grants
Emergency Medical Services Page 152

Add general funds in the amount of 70.3 in the grants line item with the following legislative intent:

"The sum of \$34,900 is appropriated to the department as a direct grant to the Interior Region Medical Services Council, Inc. for the purposes of emergency medical services and training."

"The sum of \$35,400 is appropriated to the department as a direct grant to Southeast Region Emergency Medical Services for the purposes of training and equipment."

Department of Labor

Employment Security
Employment Services Page 2

Restore general funds in the amount of 27.0 in the contractual line item for continuation of the seafood labor market study. Funds are transferred in from the Commissioner's office.

Commissioners Office Page 18

Reduce 27.0 in general funds from the personal services line item and transfer to employment services component. This will result in the new public health medical specialist position being funded for 9 months rather than 12.

University of Alaska

University of Alaska
University of Alaska, Anchorage Page 16

Add general funds in the amount of 150.0 in the Misc. line item for increased student services in the athletics program and sports center.

AMENDMENT #1
FY 85 OPERATING BUDGET

BY: ADAMS

Department of Administration

Longevity Bonus Page 6

Add legislative intent as follows:

"In the event that funding for the longevity bonus program proves to be insufficient in FY 85, the department shall request supplemental funding."

Public Defender Page 2
First Judicial District

Add general funds in the amount of 142.8 for an Attorney IV, Legal Secretary I and associated costs in Sitka broken down as follows:

100	99.7
200	5.0
300	23.6
400	7.0
500	7.5

GF 142.8

Risk Management Page 86

Add legislative intent as follows:

"It is the intent of the Legislature that the Division of Risk Management begin the process of rebidding existing broker contracts that expire rather than renegotiating with contractors. Further, any contract the Division is renegotiating or anticipating to renegotiate shall be re-bid rather than extending any current broker contract for insurance. The following classes of coverage shall be affected: general liability, marine--hardware and CP&I, workers compensation, aviation, airport premises, blanket bond, travel accident and E&O malpractice.

This process shall be completed within the first six months of FY 85 and the department shall develop a report to the Legislature by the start of next session concerning compliance with legislative intent."

Information Resource Management Page 90

Add legislative intent as follows:

"The Legislature declares that it is in the State's best interest to limit the State's reliance on a single manufacturer of computer equipment and a single vendor of computer hardware, software and system support services.

The Legislature further declares that incentives are needed for the competitive development of computer equipment and services needed by the State by manufacturer's and vendors resident.

Therefore the legislature intends that agencies of the executive branch shall determine their several needs for computer applications in a distributed processing environment; shall solicit a minimum of three vendor proposals for installation and support of systems which meet those needs; and shall award exclusive contracts to those vendors who meet those needs in the most cost-effective manner based on written proposals and demonstrations of system capability.

The solicitation of vendor proposals, the conduct of vendor demonstrations, the testing of vendor system configurations, and the competitive evaluation and award of exclusive vendor contracts, by an agency, shall be accomplished within rules and minimum system performance standards established and administered by the Department of Administration.

An agency of the executive branch shall not expend more than 50% of its annual data processing budget with a single manufacturer of computer systems or their vendor representative without the approval of the Department of Administration."

Telecommunications

Telecommunications Systems Page 120

Add other funds (I/A Receipts) in the amount of 97.8 and add two additional positions for installation and maintenance of telecommunications facilities. These funds are available from existing CIP authorization balances.

100 97.8

Other Funds 97.8

Department of Education

Commissions & Boards Page 64

Alaska State Council on the Arts

Reduce general funds in the amount of 180.0 in the grants line item for forward funding of fine arts camp. This duplicates a special appropriation contained in HB 617.

Vocational Rehabilitation Page 112
Independen: Living Rehabilitation

Add general funds in the amount of 330.0 in the grants line item with the following legislative intent:

"The sum of \$330,000 is appropriated to the department as a direct grant to Access Alaska for the purposes of an independent living program in the Fairbanks area."

Department of Health & Social Services

Purchased Services
Preventive Services Page 48

Delete 178.3 in general funds from the grants line item for transfer to the Norton Sound, Social Services component.

Social Services
Institutional Care Page 74

Add legislative intent as follows:

"In the event that SB 431, an Act relating to the purchases of residential care, or its equivalent, should fail to be signed into law the department shall request supplemental funding to meet program needs for FY 85."

Norton Sound
Social Services Page 108

Add 178.3 in general funds to the grants line item transferred from the Purchased Services, Preventive Services component.

Health Grants
Emergency Medical Services Page 152

Add general funds in the amount of 70.3 in the grants line item with the following legislative intent:

"The sum of \$34,900 is appropriated to the department as a direct grant to the Interior Region Medical Services Council, Inc. for the purposes of emergency medical services and training."

"The sum of \$35,400 is appropriated to the department as a direct grant to Southeast Region Emergency Medical Services for the purposes of training and equipment."

Department of Labor

Employment Security
Employment Services Page 2

Restore general funds in the amount of 27.0 in the contractual line item for continuation of the seafood labor market study. Funds are transferred in from the Commissioner's office.

Commissioners Office Page 18

Reduce 27.0 in general funds from the personal services line item and transfer to employment services component. This will result in the new public health medical specialist position being funded for 9 months rather than 12.

University of Alaska

University of Alaska
University of Alaska, Anchorage Page 16

Add general funds in the amount of 150.0 in the Misc. line item for increased student services in the athletics program and sports center.

HB 511

BILL SHEFFIELD
GOVERNOR



STATE OF ALASKA
OFFICE OF THE GOVERNOR
JUNEAU

January 12, 1984

The Honorable Joe Hayes
Speaker of the House
Pouch V
Juneau, AK 99811

Dear Representative Hayes:

Under the authority of art. III, sec. 18, and art. IX, sec. 12, of the Alaska Constitution, I am transmitting a bill presenting the FY 85 operating and capital budget. Additional, detailed backup information is being furnished to the Finance Committee.

Sincerely,

A handwritten signature in cursive script that reads "Bill Sheffield".

Bill Sheffield
Governor

Introduced: 1/13/84
Referred: Finance

BY THE RULES COMMITTEE BY
REQUEST OF THE GOVERNOR

1 IN THE HOUSE

2 HOUSE BILL NO. 511

3 IN THE LEGISLATURE OF THE STATE OF ALASKA

4 THIRTEENTH LEGISLATURE - SECOND SESSION

5 A BILL

6 For an Act entitled: "An Act making appropriations for the operating and
7 capital expenses of state government; and providing
8 for an effective date."

9 BE IT ENACTED BY THE LEGISLATURE OF THE STATE OF ALASKA:

10 * Section 1. Included within the general fund amounts appropriated
11 according to the schedules in this Act, the following amounts are from the
12 unreserved special accounts in the general fund:

	Operating	Capital
14 Highway Fuel Tax Account	\$24,000,000	
15 Aviation Fuel Tax Account	6,000,000	
16 Watercraft Fuel Tax Account		4,300,000

17 * Sec. 2. Federal or other program receipts that exceed the amounts
18 appropriated in this Act are appropriated conditioned upon compliance with
19 the program review provisions of AS 37.07.080(h).

20 * Sec. 3. If federal or other program receipts exceed the estimates
21 appropriated by this Act, the appropriation from state funds for the af-
22 fected program may be reduced by the amount of the excess if the reductions
23 are not inconsistent with applicable federal statutes.

24 * Sec. 4. If federal or other program receipts fall short of the esti-
25 mates appropriated by this Act, the affected appropriation shall be reduced
26 by the amount of the shortfall in receipts.

27 * Sec. 5. If the federal receipts under Title XX of the Social Security
28 Act (42 U.S.C. 1397 et seq.) fall short of the estimate, the amount of the
29 shortfall is appropriated from the general fund.

1 * Sec. 6. Amounts equivalent to the amounts to be received in settle-
2 ment of claims for property losses are appropriated from the general fund
3 to the affected agency for the purpose of replacing the facility or service
4 lost as a result of the incident giving rise to the claim.

5 * Sec. 7. The amount required to pay interest on revenue anticipation
6 notes issued by the commissioner of revenue under AS 43.08.010 is appropri-
7 ated from the general fund to the Department of Revenue.

8 * Sec. 8. The amount required to be paid by the state for the principal
9 of and interest on all issued and outstanding state guaranteed bonds is
10 appropriated from the general fund to the state bond committee to make all
11 payments by the state required under its guarantee for principal and inter-
12 est.

13 * Sec. 9. The sum of \$95,000,000 is appropriated from the general fund
14 to the Department of Education for school bond debt retirement.

15 * Sec. 10. The sum of \$5,565,600 is appropriated from the international
16 airports revenue fund to the state bond committee for payment of debt
17 service and trustee fees.

18 * Sec. 11. The sum of \$9,149,600 is appropriated from the general fund
19 to the Department of Law to fund legal proceedings involving oil and gas
20 revenues due or paid to the state or state title to oil and gas land,
21 including, but not limited to, the North Slope Royalty Case (State v.
22 Amerada Hess, et al), the Oil and Gas Corporate Income Tax Case (Arco v.
23 State), the TransAlaska Pipeline Rate Case, litigation against the Alaska
24 Oil Company, and United States v. Alaska, for fiscal year 1985 and
25 succeeding fiscal years.

26 * Sec. 12. The sum of \$2,000,000 is appropriated from the general fund
27 to the Department of Revenue for costs associated with the Oil and Gas
28 Corporate Income Tax Case (Arco v. State) for fiscal year 1985 and suc-
29 ceeding fiscal years.

1 * Sec. 13. The sum of \$250,000 is appropriated from the general fund to
2 the oil spill mitigation account (AS 46.03.758(k)) for the oil pollution
3 control program.

4 * Sec. 14. Section 32, ch. 107, SLA 1983, page 14, line 9, is amended
5 to read:

6 CHILD CARE CREDITS (lapses June 30, 1988) 1,414,500 1,414,500

7 * Sec. 15. Section 32, ch. 107, SLA 1983, page 14, line 10, is amended
8 to read:

9 POLITICAL CAMPAIGN CONTRIBUTIONS (lapses June 30, 1987)
10 500,000 500,000

11 * Sec. 16. Section 4, ch. 34, SLA 1983 is amended to read:

12 * Sec. 4. The sum of \$3,000,000 is appropriated from the general
13 fund to the Department of Revenue to fund added costs of the political
14 campaign contribution refund program to pay claims for contributions
15 made in calendar years 1982 and 1984 [FOR FISCAL YEAR 1983]. The
16 unexpended and unobligated part of this appropriation lapses into the
17 general fund June 30, 1988.

18 (SECTION 17 BEGINS ON PAGE 5)

19
20
21
22
23
24
25
26
27
28
29

FISCAL YEAR 1985 BUDGET SUMMARY BY FUNDING SOURCE

FUNDING SOURCE	OPERATING BUDGET	LOAN PROGRAMS BUDGET	CAPITAL BUDGET	TOTAL BUDGET
FEDERAL RECEIPTS	206,127,200			206,127,200
GENERAL FUND MATCH	73,230,300	500,000	149,146,200	225,366,500
GENERAL FUND	1,843,679,300	260,160,000	337,047,000	2,440,886,300
INTER-AGENCY RECEIPTS	139,482,700		3,450,000	142,932,700
GENERAL OBLIGATION BONDS				655,300
AGRICULTURAL LOAN FUND	655,300			655,300
FICA ADMINISTRATION FUND ACCOUNT	105,500			105,500
FISH AND GAME FUND	6,200,000			6,200,000
HIGHWAY WORKING CAPITAL FUND	18,559,200		19,183,800	37,743,000
INTERNATIONAL AIRPORT REVENUE FUND	23,564,500		5,510,000	29,074,500
PROGRAM RECEIPTS	51,665,200		400,000	52,065,200
PUBLIC EMPLOYEES RETIREMENT FUND	3,332,400		375,000	3,707,400
SCHOOL FUND (CIGARETTE TAX)	2,500,000			2,500,000
SECOND INJURY FUND RESERVE ACCOUNT	2,187,600			2,187,600
DISABLED FISHERMANS RESERVE ACCOUNT	1,473,700			1,473,700
SURPLUS PROPEPTY REVOLVING FUND	209,000			209,000
TEACHERS RETIREMENT SYSTEM FUND	2,679,500		375,000	3,054,500
VETERANS REVOLVING LOAN FUND	707,500			707,500
COMMERCIAL FISHING LOAN FUND	187,700			187,700
FEDERAL REVENUE SHARING FUND				
STUDENT FEES, UNIVERSITY OF ALASKA	14,602,300			14,602,300
INDIRECT COST RECOVERY	7,288,400			7,288,400
MARINE/COASTAL PROTECTION FUND				
DOHATED COMMODITY HANDLING FEE ACCOUNT	148,500			148,500
JUDICIAL RETIREMENT SYSTEM	32,500			32,500
PUBLIC LAW 81-874/GENERAL FUND	12,044,100			12,044,100
NATIONAL GUARD RETIREMENT SYSTEM	26,800			26,800
STUDENT REVOLVING LOAN FUND				
TITLE 20	4,227,100			4,227,100
RESTRICTED RECEIPTS, U OF A	18,971,900			18,971,900
TRAINING AND BUILDING FUND	763,100			763,100
PERMANENT FUND DIVIDEND FUND	198,303,300			198,303,300
UNIVERSITY OF ALASKA REVENUE BONDS				
**** TOTALS ****	\$2,633,004,600	\$260,660,000	\$515,487,000	\$3,409,151,600

TIME AND DATE 15:49 1/11/84

HB 511

PAGE 4

1 * SEC. 17 THE FOLLOWING APPROPRIATION ITEMS ARE FOR
 2 OPERATING EXPENDITURES FROM THE GENERAL FUND OR OTHER
 3 FUNDS AS SET OUT IN THE FISCAL YEAR 1985 BUDGET SUMMARY
 4 BY FUNDING SOURCE TO THE AGENCIES NAMED AND FOR THE
 5 PURPOSES EXPRESSED FOR THE FISCAL YEAR BEGINNING JULY 1,
 6 1984, AND ENDING JUNE 30, 1985, UNLESS OTHERWISE
 7 INDICATED.

8		ALLOCATIONS	APPROPRIATION ITEMS	APPROPRIATION GENERAL FUND	FUND SOURCES OTHER FUNDS	8
9						9
10		* * * * *	* * * * *			10
11		* * * * * OFFICE OF THE GOVERNOR	* * * * *			11
12		* * * * *	* * * * *			12
13	GENERAL GOVERNMENT					13
14	OFFICE OF THE GOVERNOR		21,987,100	21,897,300	89,800	14
15	HUMAN RIGHTS COMMISSION	1,329,000				15
16	ALASKA WOMENS COMMISSION	326,700				16
17	EXECUTIVE OFFICE	5,389,100				17
18	CONTINGENCY FUND	750,000				18
19	EXECUTIVE MANSION	379,300				19
20	ALASKA LANDS USE COUNCIL	250,600				20
21	OPERATIONS	7,455,500				21
22	LIEUTENANT GOVERNOR	680,200				22
23	ELECTIONS	4,743,600				23
24	HUMAN RIGHTS DATA/WORD PROCESSING	29,500				24
25	EXECUTIVE OFFICE DATA/WORD PROCESSING	83,600				25
26	ALASKA LAND USE COUNCIL DATA/WORD PROCESSING	14,000				26

1	OFFICE OF THE GOVERNOR (CONT.)				1
2			APPROPRIATION	APPROPRIATION FUND SOURCES	2
3		ALLOCATIONS	ITEMS	GENERAL FUND	OTHER FUNDS
4	LT. GOVERNOR DATA/WORD PROCESSING	7,000			
5	OMB DATA/WORD PROCESSING	171,500			
6	ELECTIONS DATA/WORD PROCESSING	377,500			
7		*****	*****		
8		***** DEPARTMENT OF ADMINISTRATION	*****		
9		*****	*****		
10	EDUCATION				
11	TEACHER RETIREMENT MATCH				
12	TEACHER RETIREMENT MATCH		30,332,100	30,332,100	
13	SOCIAL SERVICES				
14	LONGEVITY BONUS				
15	LONGEVITY BONUS		32,820,900	32,820,900	
16	PIONEERS HOMES		21,555,900	19,996,400	1,559,500
17	SITKA	4,152,600			
18	FAIRBANKS	3,807,400			
19	PALMER	3,673,700			
20	ANCHORAGE	7,222,500			
21	KETCHIKAN	2,487,000			
22	CENTRAL OFFICE	212,700			
23	OLDER ALASKANS COMMISSION		9,790,100	4,675,900	5,114,200
24	ADMINISTRATION	1,144,100			
25	GRANTS AND SERVICES	7,586,100			

1	DEPARTMENT OF ADMINISTRATION (CONT.)				1		
2			ALLOCATIONS	APPROPRIATION	APPROPRIATION FUND SOURCES	2	
3				ITEMS	GENERAL FUND	OTHER FUNDS	3
4	LONG TERM CARE	1,059,900					4
5	ADMINISTRATION OF JUSTICE						5
6	PUBLIC DEFENDER			5,032,200	5,032,200		6
7	FIRST JUDICIAL DISTRICT	564,500					7
8	SECOND JUDICIAL DISTRICT	526,300					8
9	THIRD JUDICIAL DISTRICT	2,447,100					9
10	FOURTH JUDICIAL DISTRICT	1,279,900					10
11	ADMINISTRATION AND SUPPORT	214,400					11
12	GENERAL GOVERNMENT						12
13	ALASKA PUBLIC OFFICES COMMISSION						13
14	ALASKA PUBLIC OFFICES COMMISSION			591,100	591,100		14
15	DATA AND WORD PROCESSING			1,059,000	1,059,000		15
16	PERSONNEL	148,500					16
17	LABOR RELATIONS	2,600					17
18	FINANCE	736,900					18
19	GENERAL SERVICES	125,200					19
20	TELECOMMUNICATIONS SYSTEMS	17,200					20
21	EQUAL EMPLOYMENT OPPORTUNITY	28,600					21
22	RISK MANAGEMENT						22
23	RISK MANAGEMENT			15,114,400		15,114,400	23
24	INFORMATION RESOURCE MANAGEMENT						24
25	INFORMATION RESOURCE MANAGEMENT			16,566,900	12,360,700	4,206,200	25

1	DEPARTMENT OF ADMINISTRATION (CONT.)		APPROPRIATION	APPROPRIATION	FUND SOURCES	1
2				GENERAL FUND	OTHER FUNDS	2
3		ALLOCATIONS	ITEMS			3
4	PUBLIC BROADCASTING COMMISSION					4
5	PUBLIC BROADCASTING COMMISSION		7,442,200	7,442,200		5
6	RETIREMENT & BENEFITS					6
7	RETIREMENT AND BENEFITS		5,579,100	838,300	4,740,800	7
8	LEASING AND FACILITIES					8
9	LEASING AND FACILITIES		37,987,700	37,500,000	487,700	9
10	EMPLOYEE HOUSING					10
11	EMPLOYEE HOUSING		1,753,100	911,660	841,500	11
12	CENTRALIZED ADMINISTRATIVE SERVICES		23,642,700	20,099,600	3,543,100	12
13	OFFICE OF THE COMMISSIONER	1,060,500				13
14	ADMINISTRATIVE SERVICES	2,188,600				14
15	PERSONNEL	2,964,500				15
16	LABOR RELATIONS	841,500				16
17	FINANCE	1,983,800				17
18	PURCHASING	1,345,000				18
19	PROPERTY MANAGEMENT	511,200				19
20	CENTRAL DUPLICATING AND MAIL	2,217,200				20
21	ARCHIVES	779,900				21
22	TELECOMMUNICATIONS SYSTEMS	8,274,600				22
23	OCCASIONAL USE TRANSPONDER	260,000				23
24	TELECOMMUNICATIONS SERVICES	610,400				24
25	EQUAL EMPLOYMENT OPPORTUNITY	518,500				25

1	DEPARTMENT OF ADMINISTRATION (CONT.)				1		
2			ALLOCATIONS	APPROPRIATION	APPROPRIATION FUND SOURCES	2	
3				ITEMS	GENERAL FUND	OTHER FUNDS	3
4	LABOR RELATIONS AGENCY		87,000				4
5		* * * * *					5
6		* * * * * DEPARTMENT OF LAW					6
7		* * * * *					7
8	PUBLIC PROTECTION						8
9	CONSUMER PROTECTION						9
10	CONSUMER PROTECTION			827,300	827,300		10
11	ADMINISTRATION OF JUSTICE						11
12	PROSECUTION			10,668,100	10,241,600	426,500	12
13	FIRST JUDICIAL DISTRICT		1,088,200				13
14	SECOND JUDICIAL DISTRICT		831,400				14
15	THIRD JUDICIAL DISTRICT		3,792,800				15
16	FOURTH JUDICIAL DISTRICT		1,468,600				16
17	ADMINISTRATION AND SUPPORT		1,052,600				17
18	CRIMINAL APPEALS & SPECIAL PROSECUTION		1,683,200				18
19	PRE TRIAL DIVERSION		751,300				19
20	DATA AND WORD PROCESSING			403,200	339,500	63,700	20
21	PROSECUTION		153,000				21
22	LEGAL SERVICES		250,200				22
23	GENERAL GOVERNMENT						23
24	LEGAL SERVICES			10,702,000	4,997,900	5,704,100	24
25	OPERATIONS		9,074,100				25

1	DEPARTMENT OF LAW (CONT.)				1		
2			ALLOCATIONS	APPROPRIATION ITEMS	APPROPRIATION FUND SOURCES	2	
3					GENERAL FUND	OTHER FUNDS	3
4	ADMINISTRATION & SUPPORT		471,300				4
5	SPECIAL OIL AND GAS PROJECTS		1,156,600				5
6		*****		*****			6
7		***** DEPARTMENT OF REVENUE *****					7
8		*****		*****			8
9	PUBLIC PROTECTION						9
10	ALCOHOLIC BEVERAGE CONTROL BOARD						10
11	ALCOHOLI. BEVERAGE CONTROL BOARD			667,500	667,500		11
12	DEVELOPMENT						12
13	SHARED TAXES			80,741,500	80,741,500		13
14	MUNICIPAL ASSISTANCE		70,500,000				14
15	AMUSEMENT AND GAMING TAX		42,500				15
16	AVIATION FUEL TAX		141,000				16
17	ELECTRIC AND TELEPHONE COOPERATIVE TAX		1,300,000				17
18	LIQUOR LICENSE TAX		900,000				18
19	FISHERIES TAX		7,858,000				19
20	MUNICIPAL BOND BANK AUTHORITY						20
21	MUNICIPAL BOND BANK AUTHORITY			379,400		379,400	21
22	PERMANENT FUND CORPORATION						22
23	PERMANENT FUND CORPORATION			4,577,500		4,577,500	23
24	ALASKA HOUSING FINANCE CORPORATION						24
25	ALASKA HOUSING FINANCE CORPORATION			3,292,200		3,292,200	25

1	DEPARTMENT OF REVENUE (CONT.)		APPROPRIATION	APPROPRIATION	FUND SOURCES	1
2						2
3		ALLOCATIONS	ITEMS	GENERAL FUND	OTHER FUNDS	3
4	GENERAL GOVERNMENT					4
5	CHILD SUPPORT ENFORCEMENT					5
6	CHILD SUPPORT ENFORCEMENT		4,468,100	1,301,400	3,166,700	6
7	REVENUE OPERATIONS		14,225,000	11,461,600	2,763,400	7
8	AUDIT	2,884,100				8
9	PETROLEUM REVENUE	1,941,100				9
10	ENFORCEMENT	1,117,000				10
11	PUBLIC SERVICE	1,455,700				11
12	TREASURY MANAGEMENT	4,148,000				12
13	OFFICE OF THE COMMISSIONER	1,287,300				13
14	ADMINISTRATIVE SERVICES	1,391,800				14
15	DATA AND WORD PROCESSING		1,947,500	1,028,300	919,200	15
16	ALCOHOL BEVERAGE CONTROL BOARD	7,800				16
17	AUDIT	70,800				17
18	PETROLEUM REVENUE	180,200				18
19	ENFORCEMENT	35,800				19
20	TREASURY ENFORCEMENT	29,300				20
21	PUBLIC SERVICE	77,600				21
22	CHILD SUPPORT ENFORCEMENT DIVISION	435,000				22
23	ADMINISTRATION AND SUPPORT	422,000				23
24	COMMISSIONER'S OFFICE	78,100				24
25	PFD-ADMINISTRATIVE SERVICES	453,800				25

1	DEPARTMENT OF REVENUE (CONT.)				1		
2			ALLOCATIONS	APPROPRIATION	APPROPRIATION FUND SOURCES	2	
3				ITEMS	GENERAL FUND	OTHER FUNDS	3
4	PFD-PUBLIC SERVICES		127,800				4
5	PFD-ENFORCEMENT		29,300				5
6	REFUNDABLE CREDITS						6
7	POLITICAL CAMPAIGN CONTRIBUTIONS			600,000	600,000		7
8	THE APPROPRIATION FOR POLITICAL CAMPAIGN						8
9	CONTRIBUTIONS LAPSES INTO THE GENERAL FUND JUNE 30, 1988.						9
10	PERMANENT FUND DIVIDEND			197,692,400		197,692,400	10
11	ADMINISTRATIVE SERVICES		766,300				11
12	PUBLIC SERVICES		723,900				12
13	ENFORCEMENT		932,600				13
14	PERMANENT FUND DIVIDEND PAYMENTS		195,269,600				14
15		* * * * *		* * * * *			15
16		* * * * * DEPARTMENT OF EDUCATION * * * * *					16
17		* * * * *		* * * * *			17
18	EDUCATION						18
19	K-12 SUPPORT			536,085,700	512,185,700	23,900,000	19
20	FOUNDATION PROGRAM		483,941,800				20
21	FOUNDATION SUPPLEMENTAL SUPPORT		1,175,000				21
22	PUPIL TRANSPORTATION		22,600,000				22
23	STUDENT LUNCH PROGRAM		9,500,000				23
24	CIGARETTE TAX DISTRIBUTION		2,500,000				24
25	TUITION STUDENTS		9,722,800				25

1	DEPARTMENT OF EDUCATION (CONT.)		APPROPRIATION	APPROPRIATION	FUND SOURCES	2
2			ITEMS	GENERAL FUND	OTHER FUNDS	3
3		ALLOCATIONS				3
4	BOARDING HOME GRANTS	500,000				4
5	STATE CONTRACT PROGRAMS	5,546,100				5
6	RURAL SCHOOL VOCATIONAL EDUCATION PROG (RSVP)	600,000				6
7	MANAGEMENT, LAW AND FINANCE		3,101,400	2,022,100	1,079,300	7
8	MANAGEMENT AND MONITORING SERVICE	216,700				8
9	DISTRICT SUPPORT SERVICES	1,120,800				9
10	DEPARTMENT ADMINISTRATIVE SERVICES	821,100				10
11	DEPARTMENT OVERHEAD EXPENSES	515,400				11
12	CIP OVERHEAD AND ASSOCIATED COSTS	427,400				12
13	DATA AND WORD PROCESSING		666,200	599,700	66,500	13
14	VOCATIONAL REHABILITATION	68,600				14
15	CORRESPONDENCE STUDY	66,500				15
16	LIBRARIES AND MUSEUMS	73,200				16
17	ELEMENTARY AND SECONDARY EDUCATION	457,900				17
18	EDUCATION PROGRAM SUPPORT		17,253,400	1,730,800	15,522,600	18
19	EXCEPTIONAL CHILDREN	656,300				19
20	SUPPLEMENTAL PROGRAMS	14,782,600				20
21	SCHOOL IMPROVEMENT	1,814,500				21
22	EXECUTIVE ADMINISTRATION		879,500	869,000	10,500	22
23	COMMISSIONER'S OFFICE	712,200				23
24	STATE BOARD OF EDUCATION	167,300				24
25	COMMISSIONS AND BOARDS		5,775,500	5,064,300	711,200	25

1	DEPARTMENT OF EDUCATION (CONT.)		1
2		ALLOCATIONS	2
3		APPROPRIATION	3
4		ITEMS	4
5		GENERAL FUND	5
6		OTHER FUNDS	6
4	PROFESSIONAL TEACHING PRACTICES COMMISSION	125,700	4
5	ALASKA SCHOOL ACTIVITIES ASSOCIATION	234,700	5
6	ALASKA STATE COUNCIL ON THE ARTS	4,842,600	6
7	ALASKA HISTORICAL COMMISSION	572,500	7
8	EDUCATION DESIGN AND DELIVERY	8,005,900	8
9	RESEARCH, EVALUATION AND INFORMATION	946,600	9
10	EDUCATIONAL TECHNOLOGY AND TELECOMMUNICATIONS	4,391,600	10
11	CORRESPONDENCE STUDY-STATE	2,667,700	11
12	ADULT AND VOCATIONAL EDUCATION	13,962,900	12
13	ADULT BASIC EDUCATION	3,275,800	13
14	COMMUNITY SCHOOLS ADJUSTMENTS	4,075,400	14
15	FIRE SERVICE TRAINING	82,400	15
16	ADULT VOCATIONAL EDUCATION	133,700	16
17	OTHER VOCATIONAL EDUCATION GRANTS	300,000	17
18	CORRECTIONS EDUCATION PROGRAM	861,400	18
19	GRANTS ADMINISTRATION	1,279,500	19
20	YOUTH EMPLOYMENT SERVICES	300,000	20
21	KOTZEBUE TECHNICAL CENTER	1,090,000	21
22	CAREER & VOCATIONAL EDUCATION	2,560,700	22
23	ALASKA VOCATIONAL TECHNICAL CENTER		23
24	OPERATIONS	4,750,800	24
25	VOCATIONAL REHABILITATION	11,173,000	25

1	DEPARTMENT OF EDUCATION (CONT.)				1	
2			APPROPRIATION	APPROPRIATION	FUND SOURCES	2
3		ALLOCATIONS	ITEMS	GENERAL FUND	OTHER FUNDS	3
4	GENERAL PROGRAM-SEC.110	7,435,200				4
5	SPECIALIZED FACILITIES	534,800				5
6	INDEPENDENT LIVING REHABILITATION	942,000				6
7	DISABILITY DETERMINATION	2,083,300				7
8	EMPLOYMENT OF THE HANDICAPPED	177,700				8
9	ALASKA POSTSECONDARY EDUCATION COMMISSION		5,037,900	4,615,800	422,100	9
10	GENERAL ADMINISTRATION	852,100				10
11	STUDENT LOAN ADMINISTRATION	2,073,900				11
12	WICHE-ADMINISTRATION	58,300				12
13	WICHE - STUDENT EXCHANGE PROGRAM	1,716,300				13
14	STUDENT INCENTIVE GRANT PROGRAM	190,500				14
15	DATA AND WORD PROCESSING	146,800				15
16	ALASKA STATE LIBRARY AND MUSEUMS		6,145,400	5,746,100	399,300	16
17	LIBRARY OPERATIONS	4,395,700				17
18	MUSEUM OPERATIONS	1,232,300				18
19	BLUE BOOK	52,400				19
20	SPECIFIC CULTURAL PROGRAMS	465,000				20

1			APPROPRIATION	APPROPRIATION	FUND SOURCES	1
2		ALLOCATIONS	ITEMS	GENERAL FUND	OTHER FUNDS	2
3		* * * * *	* * * * *			3
4		* * * * * DEPARTMENT OF HEALTH & SOCIAL SERVICES	* * * * *			4
5		* * * * *	* * * * *			5
6	SOCIAL SERVICES					6
7	ASSISTANCE PAYMENTS		53,481,800	33,787,900	19,693,900	7
8	AID TO FAMILIES WITH DEPENDENT CHILDREN	39,387,800				8
9	GENERAL RELIEF	537,000				9
10	ADULT PUBLIC ASSISTANCE	13,557,000				10
11	PERMANENT FUND DIVIDEND HOLD HARMLESS		4,253,900		4,253,900	11
12	ENERGY ASSISTANCE PROGRAM		6,747,500		6,747,500	12
13	MEDICAL ASSISTANCE		75,604,000	45,599,100	30,004,900	13
14	CATASTROPHIC ILLNESS	2,312,600				14
15	MEDICAID	63,031,900				15
16	GENERAL RELIEF-MEDICAL	10,259,500				16
17	PUBLIC ASSISTANCE ADMINISTRATION		13,584,300	7,799,000	5,785,300	17
18	ADMINISTRATION	2,367,800				18
19	QUALITY CONTROL	730,600				19
20	STAFF DEVELOPMENT	339,400				20
21	ELIGIBILITY DETERMINATION	9,749,600				21
22	MEDICAL CARE ADVISORY COMMITTEE	53,200				22
23	CERTIFICATION & LICENSING	343,700				23
24	RATE COMMISSION MEDICAL		382,600	196,400	186,200	24
25	SOCIAL SERVICES		45,890,000	44,732,700	1,157,300	25

1	DEPARTMENT OF HEALTH & SOCIAL SERVICES (CONT.)				1		
2			ALLOCATIONS	APPROPRIATION	APPROPRIATION FUND SOURCES	2	
3				ITEMS	GENERAL FUND	OTHER FUNDS	3
4	DIRECT SERVICE DELIVERY	9,839,800					4
5	PURCHASED SERVICES	6,913,400					5
6	JUVENILE CUSTODY	16,264,300					6
7	WORK INCENTIVE	659,500					7
8	YOUTH SERVICES	12,213,000					8
9	SOCIAL SERVICES BLOCK GRANT OFFSET				-4,227,100	4,227,100	9
10	MANIILAQ			2,739,400	2,739,400		10
11	ELIGIBILITY DETERMINATION & STAFF DEVELOPMENT	186,500					11
12	SOCIAL SERVICES	1,061,500					12
13	PUBLIC HEALTH SERVICES	754,600					13
14	ALCOHOLISM AND DRUG ABUSE SERVICES	575,700					14
15	MENTAL HEALTH SERVICES	161,100					15
16	HEALTH						16
17	STATE HEALTH SERVICES			23,624,800	17,430,000	6,194,800	17
18	PATIENT SERVICES	18,609,900					18
19	LAB SERVICES	2,290,700					19
20	ADMINISTRATIVE SERVICES	2,724,200					20
21	HEALTH GRANTS			7,394,500	7,063,800	330,700	21
22	INFANT LEARNING GRANTS	2,091,000					22
23	COMMUNITY HEALTH GRANTS	3,803,100					23
24	EMERGENCY MEDICAL SERVICES	1,500,400					24
25	ALCOHOL AND DRUG ABUSE SERVICES			14,464,300	12,959,900	1,504,400	25

1	DEPARTMENT OF HEALTH & SOCIAL SERVICES (CONT.)		1
2		ALLOCATIONS	2
3		APPROPRIATION	3
4		ITEMS	4
5		GENERAL FUND	5
6		OTHER FUNDS	6
4	ADMINISTRATION	1,415,800	
5	DRUG ABUSE GRANTS	1,550,000	
6	ALCOHOL ABUSE GRANTS	11,498,500	
7	MENTAL HEALTH SERVICES	21,152,100	1,208,000
8	ALASKA PSYCHIATRIC INSTITUTE	13,979,900	
9	REGIONAL ADMINISTRATION	2,051,400	
10	COMMUNITY MENTAL HEALTH GRANTS	5,120,800	
11	DEVELOPMENTAL DISABILITIES SERVICES	12,706,500	2,324,400
12	HARBORVIEW DEVELOPMENT CENTER	7,719,900	
13	COMMUNITY DEVELOPMENTAL DISABILITIES SERVICE	4,986,600	
14	GOVERNORS COUNCIL/HANDICAPPED & GIFTED	236,600	236,600
15	MENTAL HEALTH ADMINISTRATION	1,021,800	
16	DATA AND WORD PROCESSING	3,528,200	1,169,400
17	PUBLIC ASSISTANCE SERVICES	2,416,300	
18	PUBLIC HEALTH SERVICES	77,000	
19	MENTAL HEALTH SERVICES	123,000	
20	FAMILY AND YOUTH SERVICES	263,100	
21	ALCOHOLISM & DRUG ABUSE SERVICES	64,500	
22	DHSS ADMINISTRATIVE SERVICES	584,300	
23	DHSS ADMINISTRATIVE SERVICES	4,523,400	250,800
24	COMMISSIONER'S OFFICE	2,258,000	
25	PERSONNEL AND PAYROLL	505,400	

1	DEPARTMENT OF HEALTH & SOCIAL SERVICES (CONT.)				1
2			APPROPRIATION	APPROPRIATION FUND SOURCES	2
3		ALLOCATIONS	ITEMS	GENERAL FUND	OTHER FUNDS
4	CUDGET AND FINANCE	1,760,000			
5	PLANNING, POLICY AND PROGRAM EVALUATION		1,356,900	990,900	366,000
6	PLANNING DEVELOPMENT AND VITAL STATISTICS	1,287,700			
7	OVERHEAD AND ASSOCIATED COSTS CIP	69,200			
8		*****	*****		
9		***** DEPARTMENT OF LABOR *****			
10		*****	*****		
11	SOCIAL SERVICES				
12			33,655,100	4,032,310	29,622,800
13	EMPLOYMENT SERVICES	10,023,800			
14	UNEMPLOYMENT INSURANCE	13,194,000			
15	UNEMPLOYMENT INSURANCE INVESTIGATION	530,500			
16	DIRECTORS OFFICE	281,300			
17	WORKERS INCENTIVE (WIN)	1,339,400			
18	DATA PROCESSING	3,020,800			
19	COMMISSIONER'S OFFICE	1,099,900			
20	MANAGEMENT SERVICES	2,024,100			
21	SPECIAL SERVICES	2,141,300			
22	PUBLIC PROTECTION				
23			12,439,100	7,177,500	5,261,600
24	OCCUPATIONAL SAFETY AND HEALTH	2,617,300			
25	FISHERMENS FUND	1,473,700			

1	DEPARTMENT OF LABOR (CONT.)		1
2		ALLOCATIONS	2
3		APPROPRIATION ITEMS	3
4	WORKERS' COMPENSATION ADMINISTRATION	2,938,500	4
5	SECOND INJURY FUND	2,581,400	5
6	WAGE AND HOUR ADMINISTRATION	1,454,000	6
7	MECHANICAL INSPECTION	1,374,200	7
8	*****	*****	8
9	***** DEPARTMENT OF COMMERCE & ECONOMIC DEVELOPMENT	*****	9
10	*****	*****	10
11	PUBLIC PROTECTION		11
12	MEASUREMENT STANDARDS		12
13	MEASUREMENT STANDARDS	2,028,700	13
14	BANKING SECURITIES & CORPORATIONS	1,251,000	14
15	CORPORATIONS	253,100	15
16	FINANCIAL INSTITUTIONS	997,900	16
17	INSURANCE		17
18	INSURANCE	1,038,900	18
19	OCCUPATIONAL LICENSING	1,579,900	19
20	ADMINISTRATION	904,200	20
21	LICENSING BOARDS	95,000	21
22	INVESTIGATIONS	580,700	22
23	COMMISSIONER & ADMINISTRATIVE SERVICES		23
24	COMMISSIONER & ADMINISTRATIVE SERVICES	2,116,900	24
25	DATA AND WORD PROCESSING		25
26	DATA AND WORD PROCESSING	322,300	26

1	DEPARTMENT OF COMMERCE & ECONOMIC DEVELOPMENT (CONT.)				1
2			APPROPRIATION	APPROPRIATION	FUND SOURCES
3		ALLOCATIONS	ITEMS	GENERAL FUND	OTHER FUNDS
4	ALASKA TRANSPORTATION COMMISSION				
5	ALASKA TRANSPORTATION COMMISSION		1,496,400	1,496,400	
6	ALASKA PUBLIC UTILITIES COMMISSION				
7	ALASKA PUBLIC UTILITIES COMMISSION		3,958,800	2,973,800	985,000
8	REAL ESTATE COMMISSION				
9	REAL ESTATE COMMISSION		427,400	322,400	105,000
10	OIL AND GAS CONSERVATION COMMISSION				
11	OIL AND GAS CONSERVATION COMMISSION		2,159,400	2,159,400	
12	DEVELOPMENT				
13	ALASKA POWER AUTHORITY		17,225,700	8,706,800	8,518,900
14	ADMINISTRATION	1,553,500			
15	POWER COST ASSISTANCE	7,153,300			
16	PLANT OPERATION & MAINTENANCE	5,469,000			
17	PROJECT POSITIONS/ASSOCIATED COSTS	3,049,900			
18	ECONOMIC DEVELOPMENT ADVOCATES		3,082,200	2,661,000	420,600
19	ENTERPRISE	761,600			
20	MINERALS DEVELOPMENT	382,200			
21	COMMERCIAL FISHERIES DEVELOPMENT	371,300			
22	INTERNATIONAL TRADE	543,500			
23	ENERGY	519,700			
24	OFFICE OF AGRICULTURE & FORESTRY	313,300			
25	OFFICE OF AGRICULTURE & FORESTRY CIP OVERHEAD	190,600			

1	DEPARTMENT OF COMMERCE & ECONOMIC DEVELOPMENT (CONT.)				1
2			APPROPRIATION	APPROPRIATION	FUND SOURCES
3		ALLOCATIONS	ITEMS	GENERAL FUND	OTHER FUNDS
4	FINANCE AND ECONOMICS				
5	FINANCE AND ECONOMICS		721,000	661,600	59,400
6	INVESTMENTS AND COLLECTIONS		2,668,800	1,852,200	816,600
7	INVESTMENTS	1,236,400			
8	ACCOUNTING AND COLLECTIONS	1,432,400			
9	VETERANS' SERVICES				
10	VETERANS' SERVICES		442,100	442,100	
11	FISHERIES ENHANCEMENT TAX RECEIPTS				
12	FISHERIES ENHANCEMENT TAX RECEIPTS		2,097,300	2,097,300	
13	TOURISM				
14	TOURISM		7,218,700	7,218,700	
15	ALASKA INDUSTRIAL DEVELOPMENT AUTHORITY		1,749,300		1,749,300
16	ALASKA SEAFOOD MARKETING INSTITUTE		3,813,400	2,773,400	1,040,000
17		*****	*****		
18		***** DEPARTMENT OF MILITARY AFFAIRS *****			
19		*****	*****		
20	PUBLIC PROTECTION				
21	SEARCH AND RESCUE - CIVIL AIR PATROL		712,100	712,100	
22	DISASTER PLANNING AND CONTROL		1,711,100	682,000	1,029,100
23	CIVIL PREPAREDNESS	867,000			
24	FLOOD CONTROL	24,000			
25	RESERVIST PROGRAM	13,000			

1	DEPARTMENT OF MILITARY AFFAIRS (CONT.)				1
2			APPROPRIATION	APPROPRIATION	SOURCES
3		ALLOCATIONS	ITEMS	GENERAL FUND	OTHER FUNDS
4	HANDICAPPED PREPAREDNESS	3,000			
5	CITY PARTICIPATION	154,000			
6	RADIOLOGICAL DEFENSE PLAN	81,000			
7	RADIOLOGICAL PROGRAM	76,400			
8	NUCLEAR CIVIL PREPAREDNESS PLANNING	81,700			
9	TRAINING	185,900			
10	SHELTER SURVEY	83,300			
11	DISASTER RELIEF ACT	50,000			
12	TSUNAMI PLANNING	91,800			
13	ALASKA NATIONAL GUARD		6,541,000	3,138,700	3,402,300
14	OFFICE OF ADJUTANT GENERAL	1,466,300			
15	FACILITIES MAINTENANCE/ARMY	4,021,100			
16	AIR TRAINING SUPPORT	1,046,300			
17	ALASKA MILITARY ACADEMY	7,300			
18	ALASKA NATIONAL GUARD BENEFITS		1,942,500	1,942,500	
19	RETENTION BENEFITS	603,500			
20	RETIREMENT BENEFITS	1,339,000			
21	DATA AND WORD PROCESSING		42,100	42,100	
22	CIVIL PREPAREDNESS	2,900			
23	OFFICE OF ADJUTANT GENERAL	24,400			
24	FACILITIES MAINTENANCE/ARMY	4,800			
25	AIR TRAINING SUPPORT	10,000			

1			APPROPRIATION	APPROPRIATION	FUND SOURCES	1
2		ALLOCATIONS	ITEMS	GENERAL FUND	OTHER FUNDS	2
3		* * * * *				3
4		* * * * * DEPARTMENT OF NATURAL RESOURCES				4
5		* * * * *				5
6	NATURAL RESOURCE MANAGEMENT					6
7	MANAGEMENT		3,301,100	3,301,100		7
8	COMMISSIONER'S OFFICE	1,402,000				8
9	ADMINISTRATIVE SERVICES	1,899,100				9
10	INFORMATION/RECORDS MANAGEMENT		7,544,200	7,059,300	484,900	10
11	INFORMATION/RECORDS MGMT	7,059,300				11
12	DIRECT CHARGE CIP	484,900				12
13	DATA AND WORD PROCESSING					13
14	DATA AND WORD PROCESSING		2,590,800	2,590,800		14
15	LAND & WATER MANAGEMENT		13,359,900	12,906,200	453,700	15
16	LAND/WATER PUBLIC USE	9,194,600				16
17	LAND CONVEYANCES	2,993,900				17
18	MATERIALS/WATER RESOURCES INVENTORY	1,171,400				18
19	FOREST MANAGEMENT					19
20	FOREST MANAGEMENT		10,560,500	9,962,500	598,000	20
21	MINERALS/ENERGY MANAGEMENT		8,296,400	5,757,000	2,539,400	21
22	PRE-SALE ANALYSIS	1,582,200				22
23	PETROLEUM MANAGEMENT	3,120,300				23
24	MINERALS MANAGEMENT	3,593,900				24
25	RESOURCE INVENTORY/GEOLOGICAL INVESTIGATIONS					25
26	RESOURCE INVENTORY/GEOLOGICAL INVESTIGATIONS		6,814,700	6,492,100	322,600	26

1	DEPARTMENT OF NATURAL RESOURCES (CONT.)		APPROPRIATION	APPROPRIATION	FUND SOURCES	2
3		ALLOCATIONS	ITEMS	GENERAL FUND	OTHER FUNDS	3
4	PARKS AND RECREATION MANAGEMENT		8,067,400	6,170,200	1,897,200	4
5	HISTORIC RESOURCE MANAGEMENT	418,100				5
6	PARKS MANAGEMENT	6,029,100				6
7	DIRECT CHARGE/OVERHEAD CIP	1,620,200				7
8	AGRICULTURAL MANAGEMENT					8
9	AGRICULTURAL MANAGEMENT		2,784,000	2,124,200	659,800	9
10	COMMISSIONS					10
11	COMMISSIONS		295,500	295,500		11
12		*****				12
13		***** DEPARTMENT OF FISH & GAME *****				13
14		*****				14
15	NATURAL RESOURCE MANAGEMENT					15
16	COMMERCIAL FISHERIES		20,099,100	18,000,100	2,099,000	16
17	COMMERCIAL FISHERIES	19,194,100				17
18	SPECIAL PROJECTS	905,000				18
19	SPORT FISHERIES		11,364,500	644,500	10,720,000	19
20	SPORT FISHERIES	6,364,500				20
21	SPECIAL PROJECTS	5,000,000				21
22	F.R.E.D.		14,656,600	14,149,600	507,000	22
23	F.R.E.D.	14,189,600				23
24	SPECIAL PROJECTS	289,000				24
25	CAPITAL IMPROVEMENT POSITION COSTS	178,000				25

1	DEPARTMENT OF FISH & GAME (CONT.)		APPROPRIATION	APPROPRIATION	FUND SOURCES	2
3		ALLOCATIONS	ITEMS	GENERAL FUND	OTHER FUNDS	3
4	VESSELS		1,854,700	1,854,700		4
5	COMMERCIAL FISHERIES ENTRY COMMISSION		2,220,500	2,120,500	100,000	5
6	DATA PROCESSING	542,900				6
7	PROGRAM ADMINISTRATION	1,677,600				7
8	GAME		12,578,800	2,823,900	9,754,900	8
9	GAME	10,740,600				9
10	SPECIAL PROJECTS	1,816,200				10
11	CAPITAL IMPROVEMENT POSITION COSTS	22,000				11
12	ADMINISTRATION AND SUPPORT		5,114,000	4,834,000	280,000	12
13	OFFICE OF THE COMMISSIONER	1,089,100				13
14	PUBLIC COMMUNICATIONS	743,300				14
15	ADMINISTRATIVE SERVICES	3,281,600				15
16	BOARDS OF FISHERIES AND GAME					16
17	BOARDS OF FISHERIES AND GAME		1,312,300	813,500	498,800	17
18	SUBSISTENCE		3,711,800	2,399,200	812,600	18
19	SUBSISTENCE	2,899,200				19
20	SPECIAL PROJECTS	312,600				20
21	HABITAT		5,768,500	2,752,800	3,015,700	21
22	HABITAT	2,752,800				22
23	SPECIAL PROJECTS	313,000				23
24	CAPITAL IMPROVEMENT POSITION COSTS	2,702,700				24
25	DATA AND WORD PROCESSING		2,453,300	2,165,000	288,300	25

1	DEPARTMENT OF FISH & GAME (CONT.)				1		
2			ALLOCATIONS	APPROPRIATION	APPROPRIATION FUND SOURCES	2	
3				ITEMS	GENERAL FUND	OTHER FUNDS	3
4	COMMERCIAL FISHERIES		589,500				4
5	SPORT FISHERIES		377,200				5
6	F.R.E.D.		279,200				6
7	GAME		462,900				7
8	ADMINISTRATION AND SUPPORT		296,000				8
9	SUBSISTENCE		282,700				9
10	HABITAT		165,800				10
11		* * * * *		* * * * *			11
12		* * * * * DEPARTMENT OF PUBLIC SAFETY		* * * * *			12
13		* * * * *		* * * * *			13
14	NATURAL RESOURCE MANAGEMENT						14
15	FISH & WILDLIFE PROTECTION			13,740,400	13,740,400		15
16	ENFORCEMENT & INVESTIGATIVE SERVICES UNIT		9,328,900				16
17	DIRECTOR'S OFFICE		318,800				17
18	AIRCRAFT SECTION		1,014,900				18
19	MARINE ENFORCEMENT		3,077,800				19
20	PUBLIC PROTECTION						20
21	FIRE PREVENTION						21
22	FIRE PREVENTION			1,260,500	1,000,500	260,000	22
23	HIGHWAY SAFETY PLANNING AGENCY						23
24	HIGHWAY SAFETY PLANNING AGENCY			1,792,400	337,400	1,455,000	24
25	MOTOR VEHICLES			6,052,000	5,630,900	421,100	25

1	DEPARTMENT OF PUBLIC SAFETY (CONT.)		APPROPRIATION	APPROPRIATION	FUND SOURCES	1
2			ITEMS	GENERAL FUND	OTHER FUNDS	2
3		ALLOCATIONS				3
4	DRIVER SERVICES	904,300				4
5	VEHICLE SERVICES	369,600				5
6	FIELD SERVICES	4,102,300				6
7	ADMINISTRATION	675,800				7
8	ADMINISTRATION OF JUSTICE					8
9	ALASKA STATE TROOPERS		35,498,000	35,392,000	106,000	9
10	DETACHMENTS & CRIMINAL INVESTIGATIONS BUREAU	24,718,500				10
11	NARCOTICS UNIT	2,528,700				11
12	DIRECTOR'S OFFICE	912,800				12
13	LABORATORY SERVICES	979,600				13
14	CENTRAL COMMUNICATIONS	1,196,700				14
15	COMMUNITY SERVICES	136,800				15
16	JUDICIAL SERVICES	3,372,700				16
17	PRISONER TRANSPORTATION	850,000				17
18	SEARCH AND RESCUE	269,900				18
19	BUILDING SECURITY	532,300				19
20	VILLAGE PUBLIC SAFETY OFFICER PROGRAM		6,135,000	6,135,000		20
21	CONTRACTS	3,675,000				21
22	SUPPORT	2,200,000				22
23	ADMINISTRATOR	260,000				23
24	ALASKA POLICE STANDARDS COUNCIL		354,300	354,300		24
25	ALASKA POLICE STANDARDS COUNCIL	354,300				25
26	VIOLENT CRIMES COMPENSATION BOARD		732,900	732,900		26

1	DEPARTMENT OF PUBLIC SAFETY (CONT.)		APPROPRIATION	APPROPRIATION	FUND SOURCES	2
3		ALLOCATIONS	ITEMS	GENERAL FUND	OTHER FUNDS	3
4	VIOLENT CRIMES COMPENSATION BOARD	732,900				4
5	DOMESTIC VIOLENCE AND SEXUAL ASSAULT		4,547,400	4,547,400		5
6	DOMESTIC VIOLENCE AND SEXUAL ASSAULT	4,547,400				6
7	ADMINISTRATION		9,061,000	8,962,000	99,000	7
8	CONTRACT JAILS	3,376,000				8
9	COMMISSIONER'S OFFICE	605,400				9
10	TRAINING ACADEMY	1,573,100				10
11	ADMINISTRATIVE SERVICES	2,132,500				11
12	DATA AND WORD PROCESSING	1,374,000				12
13	*****		*****			13
14	***** DEPARTMENT OF TRANSPORTATION/PUBLIC FACILITIES		*****			14
15	*****		*****			15
16	TRANSPORTATION					16
17	OFFICE OF THE COMMISSIONER		986,600	920,900	65,700	17
18	COMMISSIONER'S OFFICE	979,700				18
19	DATA AND WORD PROCESSING	6,900				19
20	SNOW AND ICE REMOVAL CONTINGENCY FUND					20
21	SNOW AND ICE REMOVAL CONTINGENCY FUND		1,000,000	1,000,000		21
22	THIS APPROPRIATION FOR OPERATING COSTS FOR SNOW AND ICE					22
23	REMOVAL MAY BE REALLOCATED AMONG THE REGIONS AS REQUIRED.					23
24	ALASKA RAILROAD					24
25	ALASKA RAILROAD		304,100		304,100	25
26	STATEWIDE SUPPORT SERVICES		15,263,700	10,260,500	5,003,200	26

1	DEPARTMENT OF TRANSPORTATION/PUBLIC FACILITIES (CONT.)		1	
2		ALLOCATIONS	2	
3		APPROPRIATION	3	
4		ITEMS	4	
5		GENERAL FUND	5	
6		OTHER FUNDS	6	
7			7	
8			8	
9			9	
10			10	
11			11	
12			12	
13			13	
14			14	
15	CENTRAL REGION		15	
16			16	
17			17	
18			18	
19			19	
20			20	
21			21	
22			22	
23			23	
24			24	
25			25	
4	INTERNAL REVIEW	631,800	4	
5	INTERNAL REVIEW DATA AND WORD PROCESSING	6,400	5	
6	ADMINISTRATIVE SERVICES	3,265,500	6	
7	ADMIN SERVICES DATA & WORD PROCESSING	82,800	7	
8	STATE EQUIPMENT FLEET	308,300	8	
9	INFORMATION SYSTEMS	2,482,300	9	
10	PLANNING	1,937,000	10	
11	PLANNING DATA AND WORD PROCESSING	155,000	11	
12	STANDARDS AND TECHNICAL SERVICES	2,974,000	12	
13	TECHNICAL SERVICES DATA AND WORD PROCESSING	35,000	13	
14	CIP PROGRAM	3,385,600	14	
15	CENTRAL REGION		15	
16	MAJOR PROJECTS DEVELOPMENT	210,600	16	
17	MAJOR PROJECTS DATA AND WORD PROCESSING	24,000	17	
18	ADMINISTRATIVE SERVICES	2,343,900	18	
19	STATE EQUIPMENT FLEET	6,156,500	19	
20	ADMIN SERVICES DATA AND WORD PROCESSING	24,900	20	
21	AIRPORT LEASING	648,100	21	
22	PLANNING	2,452,000	22	
23	PLANNING DATA AND WORD PROCESSING	44,900	23	
24	D & C ENGINEERING MANAGEMENT	5,180,900	24	
25	D & C DATA AND WORD PROCESSING	108,800	25	
		71,745,000	39,465,200	32,279,800

1	DEPARTMENT OF TRANSPORTATION/PUBLIC FACILITIES (CONT.)		APPROPRIATION	APPROPRIATION	FUND SOURCES	2
3		ALLOCATIONS	ITEMS	GENERAL FUND	OTHER FUNDS	3
4	D & C CIP PROGRAM	22,005,700				4
5	M & O HIGHWAYS AND AVIATION	27,238,300				5
6	M & O TRAFFIC SIGNAL MANAGEMENT	741,000				6
7	M & O FACILITIES	3,228,700				7
8	M & O ADMINISTRATION	1,325,600				8
9	M & O DATA AND WORD PROCESSING	3,100				9
10	ANCHORAGE INTERNATIONAL AIRPORT		15,719,700		15,719,700	10
11	FIELD MAINTENANCE	2,707,700				11
12	BUILDING MAINTENANCE	3,267,500				12
13	SECURITY	3,513,600				13
14	CUSTODIAL	2,822,400				14
15	EQUIPMENT	1,112,100				15
16	ADMINISTRATION	2,278,600				16
17	DATA AND WORD PROCESSING	17,800				17
18	NORTHERN REGION		81,571,900	48,251,600	33,320,300	18
19	INTERIOR DISTRICT ADMINISTRATIVE SERVICES	2,006,700				19
20	INTERIOR DISTRICT STATE EQUIPMENT FLEET	6,851,100				20
21	WESTERN DISTRICT ADMINISTRATIVE SERVICES	334,500				21
22	WESTERN DISTRICT STATE EQUIPMENT FLEET	925,800				22
23	SOUTHCENTRAL DISTRICT ADMINISTRATIVE SERVICES	449,300				23
24	SOUTHCENTRAL DISTRICT STATE EQUIPMENT FLEET	2,312,200				24
25	ADMIN SERVICES DATA AND WORD PROCESSING	185,600				25

1	DEPARTMENT OF TRANSPORTATION/PUBLIC FACILITIES (CONT.)		1
2		ALLOCATIONS	2
3		APPROPRIATION	3
4		ITEMS	4
5		GENERAL FUND	5
6		OTHER FUNDS	6
4	PLANNING	1,280,200	4
5	PLANNING DATA AND WORD PROCESSING	500	5
6	PLANNING RESEARCH	1,119,500	6
7	D & C ENGINEERING MANAGEMENT	3,168,500	7
8	D & C DATA AND WORD PROCESSING	205,000	8
9	D & C CIP PROGRAM	20,504,100	9
10	INTERIOR DISTRICT M & O HIGHWAYS AND AVIATION	21,708,800	10
11	INTERIOR DISTRICT M & O FACILITIES	4,471,000	11
12	INTERIOR DISTRICT M & O ADMINISTRATION	1,026,700	12
13	WESTERN DISTRICT M & O AIRPORTS	2,094,200	13
14	WESTERN DISTRICT M & O HIGHWAYS	1,873,000	14
15	WESTERN DISTRICT M & O FACILITIES	692,500	15
16	WESTERN DISTRICT M & O ADMINISTRATION	330,200	16
17	WESTERN DISTRICT M & O DATA & WORD PROCESSING	5,000	17
18	SOUTHCENTRAL DISTRICT M & O AIRPORTS	537,300	18
19	SOUTHCENTRAL DISTRICT M & O HIGHWAYS	6,518,800	19
20	SOUTHCENTRAL DISTRICT M & O FACILITIES	2,538,800	20
21	SOUTHCENTRAL DISTRICT M & O ADMINISTRATION	432,690	21
22	FAIRBANKS INTERNATIONAL AIRPORT	6,778,800	22
23	FIELD MAINTENANCE	1,475,200	23
24	BUILDING MAINTENANCE	1,207,000	24
25	SECURITY	3,021,100	25

1	DEPARTMENT OF TRANSPORTATION/PUBLIC FACILITIES (CONT.)				1	
2			APPROPRIATION	APPROPRIATION	FUND SOURCES	2
3		ALLOCATIONS	ITEMS	GENERAL FUND	OTHER FUNDS	3
4	CUSTODIAL	506,100				4
5	ADMINISTRATION	569,400				5
6	SOUTHEAST REGION		27,401,800	16,912,300	10,489,500	6
7	ADMINISTRATIVE SERVICES	1,341,400				7
8	ADMIN SERVICES DATA AND WORD PROCESSING	9,800				8
9	STATE EQUIPMENT FLEET	1,937,700				9
10	PLANNING	741,300				10
11	PLANNING DATA AND WORD PROCESSING	22,100				11
12	D & C ENGINEERING MANAGEMENT	2,295,600				12
13	D & C DATA AND WORD PROCESSING	100,500				13
14	D & C CIP PROGRAM	8,301,700				14
15	M & O HIGHWAYS AND AVIATION	7,769,500				15
16	M & O FACILITIES	4,544,900				16
17	M & O ADMINISTRATION	337,300				17
18	MARINE TRANSPORTATION		66,059,600	64,261,100	1,798,500	18
19	ADMINISTRATION	2,369,400				19
20	MARINE ENGINEERING MANAGEMENT	425,600				20
21	MARINE ENGINEERING CIP	1,128,400				21
22	SALES & SERVICES SOUTHEAST SHORE FACILITIES	2,271,300				22
23	SALES & SERVICES SOUTHWEST SHORE FACILITIES	666,600				23
24	SALES AND SERVICE MANAGEMENT	916,700				24
25	SALES & SERVICES DATA AND WORD PROCESSING	178,200				25

1	DEPARTMENT OF TRANSPORTATION/PUBLIC FACILITIES (CONT.)				1		
2			ALLOCATIONS	APPROPRIATION ITEMS	APPROPRIATION FUND SOURCES	2	
3					GENERAL FUND	OTHER FUNDS	3
4	SOUTHEAST VESSEL OPERATIONS AND OVERHAUL		48,073,400				4
5	SOUTHWEST VESSEL OPERATIONS AND OVERHAUL		9,428,700				5
6	OPERATIONS MANAGEMENT		601,300				6
7		* * * * *		* * * * *			7
8		* * * * * DEPARTMENT OF ENVIRONMENTAL CONSERVATION		* * * * *			8
9		* * * * *		* * * * *			9
10	NATURAL RESOURCE MANAGEMENT						10
11	DEPARTMENT OF ENVIRONMENTAL CONSERVATION			15,437,600	12,107,700	3,329,900	11
12	OFFICE OF THE COMMISSIONER		760,300				12
13	ADMINISTRATIVE SERVICES		671,500				13
14	OPERATIONS		1,281,900				14
15	CIP OVERHEAD POSITIONS		391,500				15
16	ENVIRONMENTAL QUALITY OPERATIONS DIRECTOR		338,000				16
17	MONITORING & LABORATORY SUPPORT		892,300				17
18	SOUTHEAST REGION		1,096,700				18
19	SOUTHCENTRAL REGION		2,089,900				19
20	NORTHERN REGION		2,086,400				20
21	ENVIRONMENTAL QUALITY MANAGEMENT DIRECTOR		438,600				21
22	AIR AND SOLID WASTE		1,499,200				22
23	WATER QUALITY MANAGEMENT		1,214,800				23
24	DATA AND WORD PROCESSING		329,900				24
25	SEAFOOD & ANIMAL ADMINISTRATION		140,400				25

1	DEPARTMENT OF ENVIRONMENTAL CONSERVATION (CONT.)				1		
2			ALLOCATIONS	APPROPRIATION ITEMS	APPROPRIATION FUND SOURCES	2	
3					GENERAL FUND	OTHER FUNDS	3
4	ANIMAL INDUSTRY		756,600				4
5	SEAFOOD INDUSTRY		1,449,600				5
6		*****		*****			6
7		***** DEPARTMENT OF COMMUNITY & REGIONAL AFFAIRS		*****			7
8		*****		*****			8
9	SOCIAL SERVICES						9
10	SENIOR CITIZENS TAX RELIEF			2,515,200	2,515,200		10
11	PROPERTY TAX EXEMPTION		2,158,600				11
12	RENTERS EQUIVALENCY REBATE		208,700				12
13	WATER & SEWER ASSESSMENTS		30,000				13
14	MOTOR VEHICLE EXEMPTION		117,900				14
15	CHILD ASSISTANCE			14,469,400	14,469,400		15
16	CHILD CARE		11,701,400				16
17	HEAD START GRANTS		2,768,000				17
18	JOBS TRAINING PARTNERSHIP ACT			9,131,700	1,148,100	7,983,600	18
19	STATEWIDE TRAINING AND EMPLOYMENT PROGRAM		2,752,500				19
20	YOUTH PROGRAMS		1,808,500				20
21	GOVERNOR'S TRAINING PROGRAM		3,670,700				21
22	CHALLENGE GRANTS		400,000				22
23	DISLOCATED WORKERS		500,000				23
24	DISPLACED HOMEMAKERS			609,600	609,600		24
25	DISPLACED HOMEMAKERS		609,600				25

1	DEPARTMENT OF COMMUNITY & REGIONAL AFFAIRS (CONT.)				1
2			APPROPRIATION	APPROPRIATION	FUND SOURCES
3		ALLOCATIONS	ITEMS	GENERAL FUND	OTHER FUNDS
4	DEVELOPMENT				
5	COMMUNITY ASSISTANCE GRANTS		61,567,500	58,679,000	2,888,500
6	MUNICIPAL REVENUE SHARING	57,850,000			
7	AGRICULTURAL LAND EXEMPTION	150,000			
8	NATIONAL FOREST RECEIPTS	2,888,500			
9	ORGANIZATIONAL GRANTS	30,100			
10	COMMUNITY LEGAL ASSISTANCE GRANTS	48,900			
11	BULK FUEL GRANTS	600,000			
12	COMMUNITY ASSISTANCE/ADMINISTRATION		14,890,900	12,058,000	2,832,900
13	TRAINING, DEVELOPMENT, & RURAL DEV. ASSISTANCE	5,904,500			
14	ENERGY CONSERVATION	2,831,200			
15	WEATHERIZATION C P	869,500			
16	INSTITUTIONAL BUILDING CONSERVATION CIP	141,000			
17	STATEWIDE ASSISTANCE AND ENTITLEMENT	2,182,900			
18	PLAN OF SURVEY	651,200			
19	MUNICIPAL LANDS TRUSTEE	285,500			
20	OFFICE OF THE COMMISSIONER	705,100			
21	ADMINISTRATIVE SERVICES	1,077,700			
22	DATA AND WORD PROCESSING BRU	242,300			
23	COMMUNITY BLOCK GRANTS		2,304,000		2,304,000
24	COMMUNITY BLOCK GRANTS	2,304,000			
25	HOUSING ASSISTANCE		2,703,600	1,850,100	853,500

1	DEPARTMENT OF COMMUNITY & REGIONAL AFFAIRS (CONT.)				1		
2			ALLOCATIONS	APPROPRIATION ITEMS	APPROPRIATION FUND SOURCES	2	
3					GENERAL FUND	OTHER FUNDS	3
4	HOUSING LOAN ADMINISTRATION		2,606,000				4
5	GRANTS, DEMONSTRATIONS, & INFORMATION SYSTEMS		97,600				5
6		*****		*****			6
7		***** DEPARTMENT OF CORRECTIONS		*****			7
8		*****		*****			8
9	ADMINISTRATION OF JUSTICE						9
10	ADMINISTRATION AND SUPPORT			14,731,300	14,469,100	262,200	10
11	COMMISSIONER'S OFFICE		721,400				11
12	PAROLE BOARD		334,900				12
13	FACILITY-CAPITAL IMPROVEMENT UNIT		262,200				13
14	ADMINISTRATIVE SERVICES		1,642,900				14
15	STATEWIDE PROGRAMS		4,675,200				15
16	CORRECTIONAL INDUSTRIES ADMINISTRATION		480,400				16
17	CORRECTIONAL INDUSTRIES PRODUCT COST		283,800				17
18	CAREER ENHANCEMENT TRAINING		262,600				18
19	OUT-OF-STATE CONTRACTUAL		3,174,700				19
20	MAJOR MEDICAL		2,630,000				20
21	DATA AND WORD PROCESSING		263,200				21
22	NORTHERN AND INTERIOR REGION			12,536,800	12,536,800		22
23	DIRECTOR'S OFFICE		194,900				23
24	FAIRBANKS CORRECTIONAL CENTER		6,301,300				24
25	NOME CORRECTIONAL CENTER		1,983,600				25

1	DEPARTMENT OF CORRECTIONS (CONT.)		1
2		ALLOCATIONS	2
3		APPROPRIATION	3
4		ITEMS	4
5		GENERAL FUND	5
6		OTHER FUNDS	6
4	BETHEL CORRECTIONAL CENTER	2,781,100	4
5	PROBATION	1,275,900	5
6	SOUTHCENTRAL REGION	34,001,600	6
7	DIRECTOR'S OFFICE	521,000	7
8	PALMER CORRECTIONAL CENTER	4,393,600	8
9	HILAND MOUNTAIN CORRECTIONAL CENTER	5,437,700	9
10	MEADOW CREEK CORRECTIONAL CLNTER	1,232,900	10
11	COOK INLET PRE-TRIAL FACILITY	7,053,400	11
12	ANCHORAGE STATE CORRECTIONAL CENTER	1,991,800	12
13	ANCHORAGE ANNEX CORRECTIONAL CENTER	2,600,400	13
14	RIDGEVIEW CORRECTIONAL CENTER	930,700	14
15	WILDWOOD CORRECTIONAL CENTER	4,936,900	15
16	GOOSE BAY CORRECTIONAL CENTER	2,967,400	16
17	PROBATION	1,935,800	17
18	SOUTHEAST REGION	8,491,900	18
19	DIRECTOR'S OFFICE	146,300	19
20	JUNEAU CORRECTIONAL CENTER	4,767,500	20
21	JOHNSON HUMAN SERVICES CENTER	889,600	21
22	KETCHIKAN CORRECTIONAL CENTER	2,002,000	22
23	PROBATION	686,500	23

1			APPROPRIATION	APPROPRIATION FUND SOURCES	1	
2		ALLOCATIONS	ITEMS	GENERAL FUND	OTHER FUNDS	2
3		*****	*****			3
4		***** UNIVERSITY OF ALASKA *****				4
5		*****	*****			5
6	UNIVERSITY OF ALASKA					6
7	STATEWIDE PROGRAMS AND SERVICES		24,400,700	15,798,400	8,602,300	7
8	STATEWIDE PROGRAMS AND SERVICES	22,453,30				8
9	CIP OVERHEAD POSITIONS & ASSOCIATED COSTS	1,947,400				9
10	UNIVERSITY OF ALASKA, FAIRBANKS		129,181,300	68,239,100	60,942,200	10
11	UNIVERSITY OF ALASKA, FAIRBANKS	83,149,700				11
12	ORGANIZED RESEARCH	46,031,600				12
13	UNIVERSITY OF ALASKA, ANCHORAGE		35,481,300	24,370,800	11,110,500	13
14	UNIVERSITY OF ALASKA, JUNEAU		12,913,600	10,520,900	2,392,700	14
15	ANCHORAGE COMMUNITY COLLEGE		25,809,000	17,844,600	7,964,400	15
16	COMMUNITY COLLEGES, COOP EXTENSION & RURAL ED		44,256,000	32,112,300	12,143,700	16
17	STATEWIDE STAFF AND SUPPORT	4,407,400				17
18	FISHERIES INDUSTRIAL TECHNICAL CENTER	648,800				18
19	CHUKCHI COMMUNITY COLLEGE	1,107,900				19
20	KENAI PENINSULA COMMUNITY COLLEGE	4,373,700				20
21	KETCHIKAN COMMUNITY COLLEGE	1,890,700				21
22	KODIAK COMMUNITY COLLEGE	2,464,600				22
23	KUSKOKWIM COMMUNITY COLLEGE	4,638,800				23
24	MATANUSKA - SUSITNA COMMUNITY COLLEGE	2,292,200				24
25	NORTHWEST COMMUNITY COLLEGE	2,331,400				25

1	UNIVERSITY OF ALASKA (CONT.)				1		
2			ALLOCATIONS	APPROPRIATION	APPROPRIATION FUND SOURCES	2	
3				ITEMS	GENERAL FUND	OTHER FUNDS	3
4	PRINCE WILLIAM SOUND COMMUNITY COLLEGE		2,225,500				4
5	ISLANDS COMMUNITY COLLEGE		1,415,600				5
6	TANANA VALLEY COMMUNITY COLLEGE		5,221,600				6
7	RURAL EDUCATION		5,052,300				7
8	COOPERATIVE EXTENSION SERVICE		6,185,500				8
9		* * * * *		* * * * *			9
10		* * * * * ALASKA COURT SYSTEM		* * * * *			10
11		* * * * *		* * * * *			11
12	ADMINISTRATION OF JUSTICE						12
13	ADMINISTRATION AND SUPPORT			39,860,600	39,860,600		13
14	APPELLATE COURTS		3,859,100				14
15	TRIAL COURTS		31,603,200				15
16	ADMINISTRATOR & SUPPORT		4,398,300				16
17	COMMISSION ON JUDICIAL CONDUCT						17
18	OPERATIONS			99,200	99,200		18
19	JUDICIAL COUNCIL						19
20	OPERATIONS			444,400	444,400		20

1			ALLOCATIONS	APPROPRIATION	APPROPRIATION	FUND SOURCES	1
2				ITEMS	GENERAL FUND	OTHER FUNDS	2
3		*****	*****				3
4		***** LEGISLATURE	*****				4
5		*****	*****				5
6	GENERAL GOVERNMENT						6
7	BUDGET & AUDIT COMMITTEE			6,208,700	6,208,700		7
8	LEGISLATIVE AUDIT		2,693,900				8
9	LEGISLATIVE FINANCE		2,949,800				9
10	COMMITTEE EXPENSES		565,000				10
11	LEGISLATIVE COUNCIL			28,402,200	28,402,200		11
12	SALARIES AND ALLOWANCES		4,073,500				12
13	LEADERSHIP		4,000,000				13
14	EXECUTIVE ADMINISTRATION		3,052,200				14
15	ADMINISTRATIVE SERVICES		1,646,700				15
16	HOUSE RESEARCH		617,700				16
17	LEGAL SERVICES		1,605,200				17
18	SESSION EXPENSES		5,969,100				18
19	COUNCIL & SUBCOMMITTEES		956,800				19
20	OFFICE SPACE RENTAL		2,379,700				20
21	EQUIPMENT ACCOUNT		93,000				21
22	PUBLIC SERVICES		3,390,600				22
23	SENATE ADVISORY COUNCIL		617,700				23
24	OMBUDSMAN			1,885,200	1,885,200		24

	APPROPRIATION	APPROPRIATION	FUND SOURCES	
	ITEMS	GENERAL FUND	OTHER FUNDS	
1				1
2				2
3	* SEC. 18			3
4	THE FOLLOWING APPROPRIATION ITEMS ARE FOR			4
5	LOAN PROGRAMS FROM THE GENERAL FUND OR OTHER FUNDS AS			5
6	SET OUT IN THE FISCAL YEAR 1935 BUDGET SUMMARY BY			6
7	FUNDING SOURCE TO THE AGENCIES NAMED AND FOR THE			7
8	PURPOSES EXPRESSED.			8
9	COMMERCIAL FISHING LOAN PROGRAM	8,600,000.	8,600,000	9
10	(\$3,500,000), ALTERNATIVE TECHNOLOGY AND			10
11	ENERGY LOAN PROGRAM (\$5,100,000)			11
12	APPROPRIATED TO DEPARTMENT OF COMMERCE			12
13	& ECONOMIC DEVELOPMENT			13
14	ALASKA POWER AUTHORITY, RURAL	1,000,000	1,000,000	14
15	ELECTRIFICATION REVOLVING LOAN FUND			15
16	APPROPRIATED TO DEPARTMENT OF COMMERCE			16
17	& ECONOMIC DEVELOPMENT			17
18	ALASKA POWER AUTHORITY, POWER PROJECT FUND	1,110,000	1,110,000	18
19	(CRAIG/KLAWOCK)			19
20	APPROPRIATED TO DEPARTMENT OF COMMERCE			20
21	& ECONOMIC DEVELOPMENT			21
22	COMMISSION ON POSTSECONDARY EDUCATION,	65,950,000	65,450,000	22
23	SCHOLARSHIP REVOLVING LOAN FUND		500,000	23
24	APPROPRIATED TO DEPARTMENT OF EDUCATION			24
25	DIVISION OF AGRICULTURE, AGRICULTURAL	13,000,000	13,000,000	25
26	REVOLVING LOAN FUND			26
27	APPROPRIATED TO DEPARTMENT OF NATURAL			27
	RESOURCES			

1	LOAN PROGRAMS (CONT.)				1
2		APPROPRIATION	APPROPRIATION	FUND SOURCES	2
3		ITEMS	GENERAL FUND	OTHER FUNDS	3
4	DIVISION OF AGRICULTURE, GRAIN RESERVE LOAN	1,000,000	1,000,000		4
5	FUND				5
6	APPROPRIATED TO DEPARTMENT OF NATURAL				6
7	RESOURCES				7
8	ALASKA HOUSING FINANCE CORPORATION, SPECIAL	71,000,000	71,000,000		8
9	MORTGAGE LOAN PURCHASE PROGRAM				9
10	APPROPRIATED TO DEPARTMENT OF REVENUE				10
11	ALASKA HOUSING FINANCE CORPORATION, MOBILE	34,000,000	34,000,000		11
12	HOME LOAN PURCHASE PROGRAM				12
13	APPROPRIATED TO DEPARTMENT OF REVENUE				13
14	HOUSING ASSISTANCE DIVISION, HOUSING	65,000,000	65,000,000		14
15	ASSISTANCE LOAN FUND				15
16	APPROPRIATED TO DEPARTMENT OF COMMUNITY				16
17	& REGIONAL AFFAIRS				17

	ALLOCATIONS	APPROPRIATION		APPROPRIATION FUND SOURCES	
			ITEMS	GENERAL FUND	OTHER FUNDS
1					1
2					2
3	* SEC. 19				3
4	THE FOLLOWING APPROPRIATION ITEMS ARE FOR				4
5	CAPITAL PROJECTS FROM THE GENERAL FUND OR OTHER FUNDS AS				5
6	SET OUT IN THE FISCAL YEAR 1985 BUDGET SUMMARY BY				6
7	FUNDING SOURCE TO THE AGENCIES NAMED AND FOR THE				7
8	PURPOSES EXPRESSED.				8
9		*****	*****		9
10		***** OFFICE OF THE GOVERNOR *****			10
11	EXECUTIVE OPERATIONS				11
12	PACIFIC RIM CONFERENCES & SPECIAL PROJECTS		750,000	750,000	12
13		*****	*****		13
14		***** DEPARTMENT OF ADMINISTRATION *****			14
15		*****	*****		15
16	SOCIAL & ECONOMIC ASSISTANCE FOR THE AGED				16
17	STRUCTURAL/FIRE SAFETY REPAIRS PALMER HOME		2,797,200	2,797,200	17
18	KODIAK SENIOR CENTER CONSTRUCTION		1,600,000	1,600,000	18
19	STATEWIDE PIONEER HOME REPAIRS		1,887,800	1,887,800	19
20	CENTRALIZED ADMINISTRATIVE SERVICES				20
21	STATEWIDE ACCOUNTING SYSTEM		3,750,000	3,750,000	21
22	ANCH. OFFICE COMPLEX DESIGN & CONSTRUCTION		1,750,000	1,750,000	22
23	CHARGEBACK BILLING SYSTEM		74,000	74,000	23
24	PURCHASING INFORMATION MANAGEMENT SYSTEM		500,000	500,000	24
25	ARCHIVES RECORDS MANAGEMENT SYSTEM		565,000	565,000	25

1	DEPARTMENT OF ADMINISTRATION (CONT.)				1
2			APPROPRIATION	APPROPRIATION	FUND SOURCES
3		ALLOCATIONS	ITEMS	GENERAL FUND	OTHER FUNDS
4	FISHERIES RESEARCH COMPUTING SUPPORT		150,000	150,000	
5	ANCHORAGE WAREHOUSE/RECORD CENTER		2,100,000	2,100,000	
6	CENTRAL DUPLICATION EQUIPMENT REPLACEMENT		450,000		450,000
7	FUNCTIONAL DATA CENTER CONSOLIDATION		2,250,000	2,250,000	
8	LABOR SERVICES				
9	COMBINED RETIREMENT SYSTEM		750,000		750,000
10	BUILDING & EQUIPMENT SERVICES				
11	EMPLOYEE HOUSING RENOVATION		250,000	250,000	
12	TELECOMMUNICATIONS				
13	STATE TELECOMMUNICATIONS NETWORK		750,000	750,000	
14	APBC PUBLIC BROADCAST CAPITAL ACCOUNT		1,000,000	1,000,000	
15		*****			
16		***** DEPARTMENT OF REVENUE *****			
17		*****			
18	REVENUE COLLECTION & MANAGEMENT				
19	REFURBISH 11TH FLOOR STATE OFFICE BUILDING		214,000	214,000	
20	AUTOMATED ACCOUNTING & MGMT INFO SYSTEM		400,000		400,000
21	DEVELOPMENT				
22	MUNICIPAL BOND BANK AUTHORITY RESERVES		4,000,000	4,000,000	

		ALLOCATIONS	APPROPRIATION ITEMS	APPROPRIATION GENERAL FUND	FUND SOURCES OTHER FUNDS	
1						1
2						2
3		*****	*****			3
4		***** DEPARTMENT OF EDUCATION	*****			4
5		*****	*****			5
6	ELEMENTARY & SECONDARY EDUCATION					6
7	ASBESTOS IDENTIFICATION AND REPLACEMENT		5,000,000	5,000,000		7
8	STATE OWNERSHIP OF SCHOOL SITES		500,000	500,000		8
9	TOBELUK CONSENT DECREE		3,837,000	3,837,000		9
10	LEARN ALASKA ITV MATERIALS PRODUCTION		520,000	520,000		10
11	CIP PLANNING GRANTS		250,000	250,000		11
12	EDUCATION, INFORMATION & CULTURAL SERVICES					12
13	PURCHASE OF THE SHELDON JACKSON MUSEUM		2,000,000	2,000,000		13
14	STATE MUSEUM COLLECTIONS AQUISITIONS		175,000	175,000		14
15	AUTOMATED CIRCULATION SYSTEM		360,000	360,000		15
16	STATE ARTS COUNCIL		100,000	100,000		16
17	LIBRARY ACQUISITIONS		430,000	430,000		17
18	PUBLIC LIBRARY CONSTRUCTION		500,000	500,000		18
19	ADULT AND VOCATIONAL EDUCATION					19
20	PURCHASE OF TRAINING EQUIPMENT		940,000	940,000		20
21	ALASKA VOC TECH FACILITY REPAIR & MAJOR MAINT.		600,000	600,000		21
22	ALASKA VOC-TECH CENTER DORMITORY		500,000	500,000		22

1			APPROPRIATION	APPROPRIATION	FUND SOURCES	1
2		ALLOCATIONS	ITEMS	GENERAL FUND	OTHER FUNDS	2
3	*****		*****			3
4	***** DEPARTMENT OF HEALTH & SOCIAL SERVICES		*****			4
5	*****		*****			5
6	DHSS ADMINISTRATION & SUPPORT					6
7	DHSS RENOVATION AND REPAIR		2,500,000	2,500,000		7
8	CORDOVA HOSPITAL - CONSTRUCTION GRANTS		8,000,000	8,000,000		8
9	WRANGELL HOSPITAL DESIGN		400,000	400,000		9
10	MENTAL HEALTH & DEVELOPMENTAL DISABILITIES					10
11	API CHILDREN'S FACILITY		500,000	500,000		11
12	YOUTH FACILITY CONSTRUCTION		5,850,000	5,850,000		12
13	FAIRBANKS YOUTH FACILITY WING	3,250,000				13
14	BETHEL DETENTION FACILITY	1,400,000				14
15	SOUTHEAST REGIONAL YOUTH FACILITY	1,200,000				15
16	PUBLIC HEALTH					16
17	EMS AMBULANCE/EQUIPMENT		500,000	500,000		17
18	*****		*****			18
19	***** DEPARTMENT OF LABOR		*****			19
20	*****		*****			20
21	EMPLOYMENT STABILIZATION		539,000	196,000	343,000	21
22	SNA SOFTWARE & TELECOMMUNICATIONS NETWORK	80,000				22
23	STORAGE DEVICE & TELECOMMUNICATIONS CONTROLLER	199,500				23
24	INSTALL HIGH SPEED PRINTER	63,500				24
25	PURCHASE DOL TELEPHONE SYSTEMS	196,000				25

1	DEPARTMENT OF LABOR (CONT.)				1
2			ALLOCATIONS	APPROPRIATION	APPROPRIATION FUND SOURCES
3				ITEMS	GENERAL FUND OTHER FUNDS
4	RURAL OFFICES RENOVATIONS			90,000	90,000
5	PUBLIC PROTECTION			200,000	200,000
6	MECHANICAL INSPECTION DATA PROCESSING SYSTEM	200,000			
7		*****		*****	
8		***** DEPARTMENT OF COMMERCE & ECONOMIC DEVELOPMENT		*****	
9		*****		*****	
10	OFFICE OF ENTERPRISE				
11	GENERAL FUND MATCH FOR EDA FEDERAL FUNDS			600,000	600,000
12	COMMISSIONER AND ADMINISTRATIVE SERVICES				
13	OFFICE AUTOMATION AND COMMUNICATION			61,900	61,900
14	AGRICULTURE AND FORESTRY				
15	POINT MACKENZIE ELECTRIFICATION			3,057,000	3,057,000
16	ALASKA PUBLIC UTILITIES COMMISSION				
17	APUC INFORMATION PROCESSING SYSTEM			345,400	345,400
18	ALASKA POWER AUTHORITY				
19	ANCHORAGE-FAIRBANKS INTERTIE			18,665,000	18,665,000
20	ALASKA POWER AUTHORITY				
21	SUSITNA HYDROELECTRIC PROJECT			8,000,000	8,000,000
22	ALASKA POWER AUTHORITY STATEWIDE PROJECTS			7,246,000	7,246,000
23	RURAL ELECTRIFICATION	3,281,000			
24	STATEWIDE RURAL POWER PLAN	505,000			
25	MANAGEMENT INFORMATION SYSTEM	505,000			

1	DEPARTMENT OF COMMERCE & ECONOMIC DEVELOPMENT (CONT.)				1
2			APPROPRIATION	APPROPRIATION FUND SOURCES	2
3		ALLOCATIONS	ITEMS	GENERAL FUND	OTHER FUNDS
4	BLACK BEAR LAKE HYDROELECTRIC PROJECT	50,000			
5	SILVER LAKE HYDROELECTRIC PROJECT	105,000			
6	WASTE HEAT RECOVERY	1,131,000			
7	RURAL ENERGY RECONNAISSANCE	250,000			
8	GRANT LAKE HYDROELECTRIC PROJECT	105,000			
9	REGIONAL FEASIBILITY PROGRAM	505,000			
10	SYSTEMS COORDINATION STUDY	405,000			
11	TYEE-SWAN LAKE INTERTIE	404,000			
12		* * * * *	* * * * *		
13		* * * * * DEPARTMENT OF MILITARY AFFAIRS	* * * * *		
14		* * * * *	* * * * *		
15	LIFE & PROPERTY PROTECTION				
16	UPGRADE STATE FACILITIES		450,000	450,000	
17	ANCHORAGE ARMORY/OMS		7,863,100	2,767,100	5,096,000
18	JUNEAU HANGAR (AAOF)		3,881,200	1,111,900	2,769,300
19	CONSTRUCTION/CONTINGENCY PLANNING		400,000	100,000	300,000
20	VETERAN'S MEMORIAL FLAGPOLE		30,000	30,000	

1		ALLOCATIONS	APPROPRIATION ITEMS	APPROPRIATION GENERAL FUND	FUND SOURCES OTHER FUNDS	1
2						2
3		* * * * *	* * * * *			3
4		* * * * * DEPARTMENT OF NATURAL RESOURCES	* * * * *			4
5		* * * * *	* * * * *			5
6	MANAGEMENT & ADMINISTRATION					6
7	REVENUE/BILLING SYSTEM		300,000	300,000		7
8	LAND RECORDS/DATA CONVERSION		2,200,000	2,200,000		8
9	RECORDER'S OFFICE INFORMATION SYSTEM		350,000	350,000		9
10	LAND & WATER MANAGEMENT					10
11	LAND DISPOSAL SURVEYS		3,500,000	3,500,000		11
12	AGRICULTURE LAND ACCESS IMPROVEMENTS		2,500,000	2,500,000		12
13	FOREST MANAGEMENT					13
14	MCGRATH FACILITIES		980,000	980,000		14
15	REFORESTATION FUND		350,000	350,000		15
16	MINERAL/ENERGY MANAGEMENT					16
17	SEISMIC DATA ACQUISITION		4,500,000	4,500,000		17
18	PARKS & RECREATION MANAGEMENT					18
19	PARKS REHABILITATION		2,900,000	2,600,000	300,000	19
20	RECREATION LAND ACQUISITIONS		150,000	150,000		20
21	LAND/WATER CONSERVATION GRANTS		736,200		736,200	21
22	HISTORIC PRESERVATION GRANTS		414,500		414,500	22
23	KENAI RIVER COMPREHENSIVE PLAN		160,000	160,000		23

1		ALLOCATIONS	APPROPRIATION ITEMS	APPROPRIATION GENERAL FUND	APPROPRIATION OTHER FUNDS	FUND SOURCES	1
2							2
3		* * * * *	* * * * *				3
4		* * * * * DEPARTMENT OF FISH & GAME	* * * * *				4
5		* * * * *	* * * * *				5
6	FISH AND GAME CAPITAL PROJECTS			8,092,000	7,812,000	280,000	6
7	VESSEL MAJOR MAINTENANCE		150,000				7
8	ADMINISTRATION ACCOUNTING EXPANSION		119,300				8
9	DOA NETWORK ENHANCEMENT		300,000				9
10	FIELD STATION & OFFICE FACILITIES		510,800				10
11	CRYSTAL LAKE HATCHERY CHINOOK		646,400				11
12	CREAMERS REFUGE ENHANCEMENT		55,000				12
13	POTTER MARSH REFUGE		105,000				13
14	SMALL VESSEL SUPPORT		160,000				14
15	GAME DIVISION DATA MANAGEMENT		155,000				15
16	DEER MOUNTAIN HATCHERY WATER SUPPLY		106,000				16
17	KLAWOCK HATCHERY IMPROVEMENT		320,000				17
18	CHIGNIK PILE DRIVER		100,000				18
19	PUBLIC ACCESS ACQUISITION		481,000				19
20	FISHERIES DATA NETWORK		354,500				20
21	ACQUISITION & MAINTENANCE OF SONAR		450,000				21
22	CAMPBELL TRACT WAREHOUSE		150,000				22
23	MOOSE RESEARCH CENTER		70,000				23
24	NOME WAREHOUSE		212,000				24
25	FAIRBANKS OFFICE REPAIRS		110,000				25

1	DEPARTMENT OF FISH & GAME (CONT.)				1
2			ALLOCATION	APPROPRIATION	APPROPRIATION FUND SOURCES
3			ITEMS	GENERAL FUND	OTHER FUNDS
4	SNETTISHAM HATCHERY COMPLETION	3,019,000			
5	HABITAT DIVISION DATA MANAGEMENT	265,000			
6	SHELLFISH & GROUND FISH ASSESSMENTS	253,000			
7		*****	*****		
8		***** DEPARTMENT OF PUBLIC SAFETY	*****		
9		*****	*****		
10	FISH AND WILDLIFE PROTECTION				
11	STATEWIDE EQUIPMENT		100,800	100,800	
12	VESSEL SEIZURE COSTS		160,000	160,000	
13	THREE 22' PATROL SKIFFS		108,000	108,000	
14	TWO PATROL BOATS		240,000	240,000	
15	AIRCRAFT HANGAR IMPROVEMENTS		132,400	132,400	
16	AIRCRAFT ENGINE REPLACEMENT		525,300	525,300	
17	LIFE AND PROPERTY PROTECTION				
18	DRIVER TESTING EQUIPMENT		35,000	35,000	
19	MINI-COMPUTER EXPANSION		35,000	35,000	
20	FIRE INFORMATION NETWORK - PHASE I		100,000	100,000	
21	CRIME IDENTIFICATION AND APPREHENSION				
22	DALTON HIGHWAY HOUSING		1,250,000	1,250,000	
23	COLDFOOT HANGAR		372,600	372,600	
24	DISPATCH CONSOLE - SOLDOTNA		85,000	85,000	
25	SOLDOTNA GARAGE		145,700	145,700	

1	DEPARTMENT OF PUBLIC SAFETY (CONT.)				1
2			APPROPRIATION	APPROPRIATION	FUND SOURCES
3		ALLOCATIONS	ITEMS	GENERAL FUND	OTHER FUNDS
4	RICHARDSON HIGHWAY COMMUNICATIONS LINK		600,700	600,700	
5	FIRING RANGE RECONSTRUCTION		33,800	33,800	
6	TELEVISED ARRAIGNMENTS		260,000	260,000	
7	JUDICIAL SERVICES RENOVATION - FAIRBANKS		86,100	86,100	
8	PUBLIC SAFETY TELEPHONE SYSTEM		100,000	100,000	
9	ACADEMY EXPANSION PLANNING		35,000	35,000	
10	*****		*****		
11	***** DEPARTMENT OF TRANSPORTATION/PUBLIC FACILITIES *****				
12	*****		*****		
13	STATEWIDE		17,059,000	14,181,800	2,877,200
14	TECHNICAL COMPUTER HARDWARE	2,500,000			
15	FINANCIAL INFORMATION SYSTEM	1,800,000			
16	STATEWIDE TRANSPORTATION PLANNING	2,960,000			
17	STATEWIDE FACILITIES PLANNING	100,000			
18	STATEWIDE HANDICAPPED CODE SURVEY	1,040,000			
19	STATEWIDE EROSION CONTROL PROGRAM	1,750,000			
20	STATEWIDE HARBOR SURVEY STANDARDS	100,000			
21	SMALL STREAMS FLOOD INVESTIGATION PROGRAM	150,000			
22	ALASKA COASTAL DATA COLLECTION	250,000			
23	STATEWIDE BRIDGE PROGRAM	1,409,000			
24	LOCAL SERVICE ROADS, TRAILS AND BIKEWAYS	5,000,000			
25	STATEWIDE STATE EQUIPMENT FLEET		4,777,800		4,777,800

1	DEPARTMENT OF TRANSPORTATION/PUBLIC FACILITIES (CONT.)				1
2			APPROPRIATION	APPROPRIATION	FUND SOURCES
3		ALLOCATIONS	ITEMS	GENERAL FUND	OTHER FUNDS
4	STATEWIDE STATE EQUIPMENT FLEET	4,777,800			
5	ALASKA RAILROAD		1,750,000	1,750,000	
6	ALASKA RAILROAD TRANSFER TEAM	1,750,000			
7	CENTRAL REGION		9,730,000	5,429,000	4,301,000
8	CENTRAL ADVANCE PROJECT DEFINITION	1,190,000			
9	CENTRAL DESIGN ENGINEERING	6,660,000			
10	CENTRAL FACILITY INVENTORY/CONDITION SURVEY	880,000			
11	WHITTIER RAIL ACCESS IMPROVEMENTS	1,000,900			
12	CENTRAL REGION HIGHWAYS		52,207,000	29,811,000	25,396,000
13	CENTRAL BRIDGE PROGRAM	1,220,000			
14	NEW SEWARD HIGHWAY UPGRADE	8,200,000			
15	GLENN HWY-PALMER/WASILLA INTERSECTION	400,000			
16	ANCHORAGE RIDESHARING PROGRAM	115,000			
17	BONIFACE PARKWAY UPGRADE	8,700,000			
18	STERLING HWY RESURFACE MP 42-50	3,300,000			
19	ANCHORAGE BUS TURNOUTS	800,000			
20	KNIK ARM CROSSING NORTH & SOUTH APPROACHES	5,022,000			
21	HAKNEK/KING SALMON ROAD REHAB	6,340,000			
22	SEWARD HWY REHAB 36TH SOUTH	3,610,000			
23	KODIAK NEAR ISLAND BRIDGE PHASE II	14,500,000			
24	CENTRAL REGION AVIATION		38,355,000	8,705,000	29,650,000
25	FEDERAL AVIATION PROJECT & SYSTEM PLAN	2,800,000			

1	DEPARTMENT OF TRANSPORTATION/PUBLIC FACILITIES (CONT.)				1
2			APPROPRIATION	APPROPRIATION	FUND SOURCES
3		ALLOCATIONS	ITEMS	GENERAL FUND	OTHER FUNDS
4	CENTRAL AIP FY'85	15,045,000			
5	NUNAPITCHUK AIRPORT CONSTRUCTION	3,300,000			
6	ANCH INT'L AIRPORT CFR FACILITY	5,500,000			
7	ANCH INT'L AIRPORT REMOTE FUELING APRON	3,500,000			
8	ANCH INT'L AIRPORT RUNWAY 14/32 SEAL COAT	690,000			
9	ANCH INT'L AIRPORT BLAST PROTECTION	2,000,000			
10	ANCH INT'L AIRPORT ANNUAL IMPROVEMENTS	500,000			
11	ANCH INT'L AIRPORT MAINTENANCE EQUIPMENT	1,000,000			
12	ANCH INT'L AIRPORT MASTER PLAN UPDATE	200,000			
13	ANCH INT'L AIRPORT NOISE ABATEMENT STUDY	320,000			
14	DUTCH HARBOR/UNALASKA AIRPORT	3,500,000			
15	CENTRAL REGION STATE EQUIPMENT FLEET		5,645,000		5,645,000
16	CENTRAL STATE EQUIPMENT FLEET	5,645,000			
17	NORTHERN REGION		4,939,400	4,139,400	800,000
18	NORTHERN ADVANCE PROJECT DEFINITION	2,339,400			
19	STATEWIDE RESEARCH PROGRAM	1,600,000			
20	NORTHERN EROSION CONTROL	1,000,000			
21	NORTHERN REGION HIGHWAYS		46,802,200	15,948,000	30,854,200
22	NORTHERN DESIGN ENGINEERING	2,800,000			
23	NORTHERN HPR PLANNING	425,000			
24	NORTHERN BRIDGE PROGRAM	2,810,000			
25	RICH HWY-GAKONA JCT. NORTH	200,000			

1	DEPARTMENT OF TRANSPORTATION/PUBLIC FACILITIES (CONT.)				1
2			APPROPRIATION	APPROPRIATION	FUND SOURCES
3		ALLOCATIONS	ITEMS	GENERAL FUND	OTHER FUNDS
4	DALTON HWY RESURFACE AND CULVERTS	5,545,500			
5	ELLIOTT HWY-FOX NORTH	1,410,000			
6	PARKS HWY REHAB - NENANA SOUTH	8,800,000			
7	FARMERS LOOP ROAD ROW/UTILITIES	1,028,000			
8	BADGER ROAD	933,700			
9	ALASKA HWY-ROBERTSON RIVER TO DOT LAKE	14,100,000			
10	FAIRBANKS F.A.U. SYSTEM	2,500,000			
11	AIRPORT WAY RESURFACING PHASE II	1,100,000			
12	EAST COLLEGE ROAD UPGRADE PHASE II	1,900,000			
13	NORTHERN SMS ROADS	1,750,000			
14	KOTZEBUE CITY STREETS	1,200,000			
15	NORTHERN RIGHT-OF-WAY INVENTORY	300,000			
16	NORTHERN REGION AVIATION		14,600,000	4,219,200	10,380,800
17	FAIRBANKS INT'L AIRPORT IMPROVEMENTS	200,000			
18	KOTZEBUE AIRPORT IMPROVEMENTS	900,000			
19	NORTHERN AIP PROJECTS	11,400,000			
20	NOME RUNWAY REHABILITATION PHASE II	2,100,000			
21	NORTHERN REGION PORTS AND HARBORS		1,000,000	4,000,000	
22	NOME PORT FACILITY	4,000,000			
23	NORTHERN REGION STATE EQUIPMENT FLEET		6,969,000		6,969,000
24	NORTHERN REGION EQUIPMENT REPLACEMENT	6,969,000			
25	NORTHERN REGION FACILITIES		2,980,000	2,980,000	

1	DEPARTMENT OF TRANSPORTATION/PUBLIC FACILITIES (CONT.)				1
2			APPROPRIATION	APPROPRIATION FUND SOURCES	2
3		ALLOCATIONS	ITEMS	GENERAL FUND	OTHER FUNDS
4	FACILITIES INVENTORY/CONDITION SURVEY	300,000			
5	JIM RIVER MAINTENANCE BUILDING RENOVATION	2,680,000			
6	SOUTHEAST REGION		200,000	200,000	
7	SOUTHEAST ADVANCE PROJECT DEFINITION	200,000			
8	SOUTHEAST REGION HIGHWAYS		17,898,000	2,318,000	15,580,000
9	GLACIER HWY: INDIAN PT TO SHRINE OVERLAY	2,000,000			
10	SOUTHEAST HPR/PL PLANNING	176,000			
11	SOUTHEAST BRIDGE PROGRAM	300,000			
12	KLAWOCK TO HOLLIS PHASE I	3,000,000			
13	NORTH-TONGASS HWY PHASE I	4,000,000			
14	PETERSBURG MAIN STREET	900,000			
15	WRANGELL AIRPORT ROAD	450,000			
16	KLONDIKE HIGHWAY SURFACING	1,900,000			
17	ZIMOVIA HIGHWAY	2,500,000			
18	FISH CREEK BRIDGE REPLACEMENT	1,100,000			
19	TONGASS AVENUE TRAFFIC MANAGEMENT SYSTEM	150,000			
20	TONGASS AVENUE CURB, GUTTER AND SIDEWALK	200,000			
21	TONGASS AVENUE DRAINAGE IMPROVEMENTS	100,000			
22	SOUTHEAST DESIGN ENGINEERING	1,122,000			
23	SOUTHEAST REGION AVIATION		4,900,000	750,000	4,150,000
24	KETCHIKAN AIRPORT OVERLAY	2,500,000			
25	YAKUTAT AIRPORT DRAINAGE AND FLOATPLANE	1,500,000			

1	DEPARTMENT OF TRANSPORTATION/PUBLIC FACILITIES (CONT.)		APPROPRIATION	APPROPRIATION	FUND SOURCES	2
3		ALLOCATIONS	ITEMS	GENERAL FUND	OTHER FUNDS	3
4	SE REGIONAL FLOATPLANE FACILITY REPAIR/REHAB	200,000				4
5	PETERSBURG SEAPLANE FLOAT RECONSTRUCTION	500,000				5
6	CHILKAT LAKE AIRSTRIP AND DIKE REPAIR	200,000				6
7	SOUTHEAST REGION PORTS AND HARBORS		1,370,000	1,370,000		7
8	SOUTHEAST HARBOR CONDITION SURVEY	50,000				8
9	HARBORS EMERGENCY REPAIRS	200,000				9
10	MEYERS CREEK DOCK	320,000				10
11	AUKE BAY BREAKWATER AND HARBOR FACILITY	600,000				11
12	ANGOON BOAT HARBOR EXPANSION	200,000				12
13	SOUTHEAST STATE EQUIPMENT FLEET		1,792,000		1,792,000	13
14	SOUTHEAST STATE EQUIPMENT FLEET	1,792,000				14
15	SOUTHEAST REGION FACILITIES		5,500,000	2,500,000	3,000,000	15
16	SOUTHEAST FACILITY INVENTORY/CONDITION SURVEY	100,000				16
17	SE HANDICAPPED CODE ENFORCEMENT/UPGRADE	100,000				17
18	CRAIG/KLAWOCK SHOP	1,000,000				18
19	SOUTHEAST FACILITIES MAINTENANCE	600,000				19
20	STATE OFFICE BUILDING ELEVATOR	450,000				20
21	SOUTHEAST REGIONAL COMPLEX EXPANSION	3,100,000				21
22	SOUTHEAST ROOF REHABILITATION	150,000				22
23	MARINE TRANSPORTATION		7,070,000	5,160,000	1,910,000	23
24	MARINE HWY ADVANCE PROJECT DEFINITION	50,000				24
25	MARINE HWY PRELIMINARY ENGINEERING	400,000				25

1	DEPARTMENT OF TRANSPORTATION/PUBLIC FACILITIES (CONT.)		APPROPRIATION	APPROPRIATION	FUND SOURCES	2
2			ITEMS	GENERAL FUND	OTHER FUNDS	3
3		ALLOCATIONS				3
4	MARINE HWY SYSTEM IMPROVEMENTS	2,100,000				4
5	VESSEL REPOWER SUPPLEMENTAL	1,500,000				5
6	MARINE HWY RESERVATION SYSTEM UPGRADE	1,245,000				6
7	M/V BARTLETT IMPROVEMENTS	700,000				7
8	WRANGELL DOCK AND TOWER SUPPLEMENTAL	500,000				8
9	KETCHIKAN/SKAGWAY DOCK MODIFICATIONS	575,000				9
10	*****		*****			10
11	***** DEPARTMENT OF ENVIRONMENTAL CONSERVATION		*****			11
12	*****		*****			12
13	DEPARTMENT OF ENVIRONMENTAL CONSERVATION					13
14	WATER, SEWER & SOLID WASTE FACILITIES CONST		16,750,000	16,750,000		14
15	DATA MANAGEMENT		600,000	600,000		15
16	WASTEWATER DISPOSAL FACILITIES CONSTRUCTION		3,400,000	3,400,000		16
17	VILLAGE SAFE WATER CONSTRUCTION		4,250,000	4,250,000		17
18	*****		*****			18
19	***** DEPARTMENT OF COMMUNITY & REGIONAL AFFAIRS		*****			19
20	*****		*****			20
21	MUNICIPAL & REGIONAL ASSISTANCE		1,120,000	1,120,000		21
22	REGIONAL STRATEGIES	720,000				22
23	COMMUNITY PROFILES	400,000				23
24	LOW INCOME & SENIOR CITIZEN ASSISTANCE		30,798,000	12,280,000	18,518,000	24
25	WEATHERIZATION AND ENERGY ASSISTANCE	5,700,000				25

1	DEPARTMENT OF COMMUNITY & REGIONAL AFFAIRS (CONT.)				1
2			ALLOCATION	APPROPRIATION	APPROPRIATION FUND SOURCES
3			ITEMS	GENERAL FUND	OTHER FUNDS
4	SENIOR CITIZEN HOUSING DEVELOPMENT FUND	2,500,000			
5	SUPPLEMENTAL HOUSING DEVELOPMENT FUND	21,013,000			
6	LOW INCOME MULTIPLE FAMILY HOUSING DEVELOPMENT	1,580,000			
7	MANAGEMENT INFORMATION SYSTEM		400,000	400,000	
8	MANAGEMENT INFORMATION SYSTEM	400,000			
9	*****		*****		
10	***** DEPARTMENT OF CORRECTIONS *****				
11	*****		*****		
12	OFFENDER CONFINEMENT REFORMATION/SUPERVISION				
13	STATEWIDE RENOVATION AND REPAIR		9,490,900	9,490,900	
14	NOME CORRECTIONAL CENTER		2,500,000	2,500,000	
15	COMBINED FACILITY LEASE PAYMENT		8,000,000	8,000,000	
16	PALMER PRE-TRIAL CORRECTIONAL CENTER		3,500,000	3,500,000	
17	NEW FACILITY (A) PLANNING		140,000	140,000	
18	*****		*****		
19	***** UNIVERSITY OF ALASKA *****				
20	*****		*****		
21	U OF A STATEWIDE SYSTEM PROJECTS				
22	NEEDS ASSESSMENT & CAMPUS DEVELOPMENT PLAN		2,750,000	2,750,000	
23	U OF A CAPITAL EQUIPMENT		5,000,000	5,000,000	
24	U OF A ALTERATIONS/RENOVATIONS		4,500,000	4,500,000	
25	UNIVERSITY OF ALASKA, FAIRBANKS				
26	UAF POWER PLANT EXPANSION		4,000,000	4,000,000	

1	UNIVERSITY OF ALASKA (CONT.)				1
2			ALLOCATIONS	APPROPRIATION	APPROPRIATION FUND SOURCES
3				ITEMS	GENERAL FUND OTHER FUNDS
4	UNIVERSITY OF ALASKA, ANCHORAGE				
5	UAA CLASSRM/LABORATORY BLDG. PHASE II			16,677,000	16,677,000
6	UNIVERSITY OF ALASKA, JUNEAU				
7	UAJ STUDENT HOUSING PHASE I			8,590,000	8,590,000
8	ANCHORAGE COMMUNITY COLLEGE				
9	ACC CLASSRM/ADMINISTRATIVE BLDG.			1,100,000	1,100,000
10		*****		*****	
11		***** ALASKA COURT SYSTEM *****			
12		*****		*****	
13	ADMINISTRATION OF JUSTICE			960,000	960,000
14	FAIRBANKS COURT FACILITY IMPROVEMENTS		145,000		
15	REGIONAL MICROFILMING		230,000		
16	SHARED RESOURCE WORD PROCESSING APPLICATION		345,000		
17	ANCHORAGE TELEPHONE		240,000		

1 *SEC. 20 THE FOLLOWING SETS OUT THE FUNDING OF THE
2 APPROPRIATIONS MADE IN THE PRECEDING SECTIONS OF THIS
3 ACT.

4	OFFICE OF THE GOVERNOR		4
5	FEDERAL RECEIPTS	89,800	5
6	GENERAL FUND	21,897,300	6
7	*** TOTAL FUNDING ***	21,987,100	7
8	DEPARTMENT OF ADMINISTRATION		8
9	FEDERAL RECEIPTS	5,114,200	9
10	GENERAL FUND MATCH	717,500	10
11	GENERAL FUND	172,942,500	11
12	INTER-AGENCY RECEIPTS	22,596,200	12
13	FICA ADMINISTRATION FUND ACCOUNT	105,500	13
14	PROGRAM RECEIPTS	4,274,700	14
15	PUBLIC EMPLOYEES RETIREMENT FUND	1,814,200	15
16	SURPLUS PROPERTY REVOLVING FUND	209,000	16
17	TEACHERS RETIREMENT SYSTEM FUND	1,434,300	17
18	JUDICIAL RETIREMENT SYSTEM	32,500	18
19	NATIONAL GUARD RETIREMENT SYSTEM	26,800	19
20	*** TOTAL FUNDING ***	209,267,400	20
21	DEPARTMENT OF LAW		21
22	GENERAL FUND	16,406,300	22
23	INTER-AGENCY RECEIPTS	6,194,300	23
24	*** TOTAL FUNDING ***	22,600,600	24
25	DEPARTMENT OF REVENUE		25
26	FEDERAL RECEIPTS	3,278,500	26

1	GENERAL FUND MATCH	1,428,100	1
2	GENERAL FUND	94,372,200	2
3	PROGRAM RECEIPTS	8,445,600	3
4	PUBLIC EMPLOYEES RETIREMENT FUND	1,518,200	4
5	TEACHERS RETIREMENT SYSTEM FUND	1,245,200	5
6	PERMANENT FUND DIVIDEND FUND	198,303,300	6
7	*** TOTAL FUNDING ***	308,591,100	7
8	DEPARTMENT OF EDUCATION		8
9	FEDERAL RECEIPTS	34,108,200	9
10	GENERAL FUND MATCH	1,175,300	10
11	GENERAL FUND	555,914,000	11
12	INTER-AGENCY RECEIPTS	5,129,100	12
13	PROGRAM RECEIPTS	1,568,400	13
14	SCHOOL FUND (CIGARETTE TAX)	2,500,000	14
15	DONATED COMMODITY HANDLING FEE ACCOUNT	148,500	15
16	PUBLIC LAW 81-874/GENERAL FUND	12,044,100	16
17	TRAINING AND BUILDING FUND	250,000	17
18	*** TOTAL FUNDING ***	612,837,600	18
19	DEPARTMENT OF HEALTH & SOCIAL SERVICES		19
20	FEDERAL RECEIPTS	74,494,300	20
21	GENERAL FUND MATCH	62,224,700	21
22	GENERAL FUND	144,826,700	22
23	INTER-AGENCY RECEIPTS	6,461,200	23
24	PROGRAM RECEIPTS	458,600	24
25	TITLE 20	4,227,100	25
26	*** TOTAL FUNDING ***	292,692,600	26

1	DEPARTMENT OF LABOR		1
2	FEDERAL RECEIPTS	24,306,900	2
3	GENERAL FUND MATCH	1,240,600	3
4	GENERAL FUND	9,969,200	4
5	INTER-AGENCY RECEIPTS	6,115,200	5
6	PROGRAM RECEIPTS	237,900	6
7	SECOND INJURY FUND RESERVE ACCOUNT	2,187,600	7
8	DISABLED FISHERMANS RESERVE ACCOUNT	1,473,700	8
9	TRAINING AND BUILDING FUND	513,100	9
10	*** TOTAL FUNDING ***	46,094,200	10
11	DEPARTMENT OF COMMERCE & ECONOMIC DEVELOPMENT		11
12	FEDERAL RECEIPTS	209,400	12
13	GENERAL FUND MATCH	243,700	13
14	GENERAL FUND	41,240,100	14
15	INTER-AGENCY RECEIPTS	3,346,500	15
16	PROGRAM RECEIPTS	9,463,300	16
17	VETERANS REVOLVING LOAN FUND	707,500	17
18	COMMERCIAL FISHING LOAN FUND	187,700	18
19	*** TOTAL FUNDING ***	55,398,200	19
20	DEPARTMENT OF MILITARY AFFAIRS		20
21	FEDERAL RECEIPTS	4,401,700	21
22	GENERAL FUND MATCH	740,100	22
23	GENERAL FUND	5,777,300	23
24	PROGRAM RECEIPTS	29,700	24
25	*** TOTAL FUNDING ***	10,948,800	25

1	DEPARTMENT OF NATURAL RESOURCES		1
2	FEDERAL RECEIPTS	3,215,500	2
3	GENERAL FUND MATCH	409,500	3
4	GENERAL FUND	56,249,400	4
5	INTER-AGENCY RECEIPTS	2,885,300	5
6	AGRICULTURAL LOAN FUND	655,300	6
7	PROGRAM RECEIPTS	199,500	7
8	*** TOTAL FUNDING ***	63,614,500	8
9	DEPARTMENT OF FISH & GAME		9
10	FEDERAL RECEIPTS	12,445,500	10
11	GENERAL FUND MATCH	998,800	11
12	GENERAL FUND	51,559,000	12
13	INTER-AGENCY RECEIPTS	9,078,700	13
14	FISH AND GAME FUND	6,200,000	14
15	PROGRAM RECEIPTS	352,100	15
16	*** TOTAL FUNDING ***	80,634,100	16
17	DEPARTMENT OF PUBLIC SAFETY		17
18	FEDERAL RECEIPTS	775,900	18
19	GENERAL FUND MATCH	39,100	19
20	GENERAL FUND	76,793,700	20
21	INTER-AGENCY RECEIPTS	725,000	21
22	PROGRAM RECEIPTS	840,200	22
23	*** TOTAL FUNDING ***	79,173,900	23
24	DEPARTMENT OF TRANSPORTATION/PUBLIC FACILITIES		24
25	FEDERAL RECEIPTS	1,189,400	25
26	GENERAL FUND	181,071,600	26

1	INTER-AGENCY RECEIPTS	60,407,500	1
2	HIGHWAY WORKING CAPITAL FUND	18,559,200	2
3	INTERNATIONAL AIRPORT REVENUE FUND	23,564,500	3
4	PROGRAM RECEIPTS	2,039,000	4
5	*** TOTAL FUNDING ***	286,831,200	5
6	DEPARTMENT OF ENVIRONMENTAL CONSERVATION		6
7	FEDERAL RECEIPTS	2,587,700	7
8	GENERAL FUND MATCH	1,216,600	8
9	GENERAL FUND	10,891,100	9
10	INTER-AGENCY RECEIPTS	697,200	10
11	PROGRAM RECEIPTS	45,000	11
12	*** TOTAL FUNDING ***	15,437,600	12
13	DEPARTMENT OF COMMUNITY & REGIONAL AFFAIRS		13
14	FEDERAL RECEIPTS	12,996,400	14
15	GENERAL FUND MATCH	150,000	15
16	GENERAL FUND	91,179,400	16
17	INTER-AGENCY RECEIPTS	3,028,700	17
18	PROGRAM RECEIPTS	837,400	18
19	*** TOTAL FUNDING ***	108,191,900	19
20	DEPARTMENT OF CORRECTIONS		20
21	GENERAL FUND	69,499,400	21
22	INTER-AGENCY RECEIPTS	262,200	22
23	*** TOTAL FUNDING ***	69,761,600	23
24	UNIVERSITY OF ALASKA		24
25	FEDERAL RECEIPTS	26,913,800	25
26	GENERAL FUND MATCH	2,696,300	26

1	GENERAL FUND	166,189,800	1
2	INTER-AGENCY RECEIPTS	12,555,600	2
3	PROGRAM RECEIPTS	22,823,800	3
4	STUDENT FEES, UNIVERSITY OF ALASKA	14,602,300	4
5	INDIRECT COST RECOVERY	7,238,400	5
6	RESTRICTED RECEIPTS, U OF A	18,971,900	6
7	*** TOTAL FUNDING ***	272,041,900	7
8	ALASKA COURT SYSTEM		8
9	GENERAL FUND	40,404,200	9
10	*** TOTAL FUNDING ***	40,404,200	10
11	LEGISLATURE		11
12	GENERAL FUND	36,496,100	12
13	*** TOTAL FUNDING ***	36,496,100	13
14	LOAN PROGRAMS		14
15	FEDERAL RECEIPTS	500,000	15
16	GENERAL FUND	260,160,000	16
17	*** TOTAL FUNDING ***	260,660,000	17
18	CAPITAL PROJECTS		18
19	FEDERAL RECEIPTS	149,146,200	19
20	GENERAL FUND	337,047,000	20
21	INTER-AGENCY RECEIPTS	3,450,000	21
22	HIGHWAY WORKING CAPITAL FUND	19,183,800	22
23	INTERNATIONAL AIRPORT REVENUE FUND	5,510,000	23
24	PROGRAM RECEIPTS	400,000	24
25	PUBLIC EMPLOYEES RETIREMENT FUND	375,000	25
26	TEACHERS RETIREMENT SYSTEM FUND	375,000	26
27	*** TOTAL FUNDING ***	515,487,000	27

1	GENERAL FUND	166,189,800	1
2	INTER-AGENCY RECEIPTS	12,555,600	2
3	PROGRAM RECEIPTS	22,823,800	3
4	STUDENT FEES, UNIVERSITY OF ALASKA	14,602,300	4
5	INDIRECT COST RECOVERY	7,238,400	5
6	RESTRICTED RECEIPTS, U OF A	18,971,900	6
7	*** TOTAL FUNDING ***	272,041,900	7
8	ALASKA COURT SYSTEM		8
9	GENERAL FUND	40,404,200	9
10	*** TOTAL FUNDING ***	40,404,200	10
11	LEGISLATURE		11
12	GENERAL FUND	36,496,100	12
13	*** TOTAL FUNDING ***	36,496,100	13
14	LOAN PROGRAMS		14
15	FEDERAL RECEIPTS	500,000	15
16	GENERAL FUND	260,160,000	16
17	*** TOTAL FUNDING ***	260,660,000	17
18	CAPITAL PROJECTS		18
19	FEDERAL RECEIPTS	149,146,200	19
20	GENERAL FUND	337,047,000	20
21	INTER-AGENCY RECEIPTS	3,450,000	21
22	HIGHWAY WORKING CAPITAL FUND	19,183,800	22
23	INTERNATIONAL AIRPORT REVENUE FUND	5,510,000	23
24	PROGRAM RECEIPTS	400,000	24
25	PUBLIC EMPLOYEES RETIREMENT FUND	375,000	25
26	TEACHERS RETIREMENT SYSTEM FUND	375,000	26
27	*** TOTAL FUNDING ***	515,487,000	27

Introduced: 1/13/84
Referred: Finance

1 IN THE HOUSE

BY THE RULES COMMITTEE BY
REQUEST OF THE GOVERNOR

2 HOUSE BILL NO. 511

3 IN THE LEGISLATURE OF THE STATE OF ALASKA

4 THIRTEENTH LEGISLATURE - SECOND SESSION

5 A BILL

6 For an Act entitled: "An Act making appropriations for the operating and
7 capital expenses of state government; and providing
8 for an effective date."

9 BE IT ENACTED BY THE LEGISLATURE OF THE STATE OF ALASKA:

10 * Section 1. Included within the general fund amounts appropriated
11 according to the schedules in this Act, the following amounts are from the
12 unreserved special accounts in the general fund:

	Operating	Capital
14 Highway Fuel Tax Account	\$24,000,000	
15 Aviation Fuel Tax Account	6,000,000	
16 Watercraft Fuel Tax Account		4,300,000

17 * Sec. 2. Federal or other program receipts that exceed the amounts
18 appropriated in this Act are appropriated conditioned upon compliance with
19 the program review provisions of AS 37.07.080(b).

20 * Sec. 3. If federal or other program receipts exceed the estimates
21 appropriated by this Act, the appropriation from state funds for the af-
22 fected program may be reduced by the amount of the excess if the reductions
23 are not inconsistent with applicable federal statutes.

24 * Sec. 4. If federal or other program receipts fall short of the esti-
25 mates appropriated by this Act, the affected appropriation shall be reduced
26 by the amount of the shortfall in receipts.

27 * Sec. 5. If the federal receipts under Title XX of the Social Security
28 Act (42 U.S.C. 1397 et seq.) fall short of the estimate, the amount of the
29 shortfall is appropriated from the general fund.

1 * Sec. 6. Amounts equivalent to the amounts to be received in settle-
2 ment of claims for property losses are appropriated from the general fund
3 to the affected agency for the purpose of replacing the facility or service
4 lost as a result of the incident giving rise to the claim.

5 * Sec. 7. The amount required to pay interest on revenue anticipation
6 notes issued by the commissioner of revenue under AS 43.08.010 is appropri-
7 ated from the general fund to the Department of Revenue.

8 * Sec. 8. The amount required to be paid by the state for the principal
9 of and interest on all issued and outstanding state guaranteed bonds is
10 appropriated from the general fund to the state bond committee to make all
11 payments by the state required under its guarantee for principal and inter-
12 est.

13 * Sec. 9. The sum of \$95,000,000 is appropriated from the general fund
14 to the Department of Education for school bond debt retirement.

15 * Sec. 10. The sum of \$5,565,600 is appropriated from the international
16 airports revenue fund to the state bond committee for payment of debt
17 service and trustee fees.

18 * Sec. 11. The sum of \$9,149,600 is appropriated from the general fund
19 to the Department of Law to fund legal proceedings involving oil and gas
20 revenues due or paid to the state or state title to oil and gas land,
21 including, but not limited to, the North Slope Royalty Case (State v.
22 Amerada Hess, et al), the Oil and Gas Corporate Income Tax Case (Arco v.
23 State), the TransAlaska Pipeline Rate Case, litigation against the Alaska
24 Oil Company, and United States v. Alaska, for fiscal year 1985 and
25 succeeding fiscal years.

26 * Sec. 12. The sum of \$2,000,000 is appropriated from the general fund
27 to the Department of Revenue for costs associated with the Oil and Gas
28 Corporate Income Tax Case (Arco v. State) for fiscal year 1985 and suc-
29 ceeding fiscal years.

1 * Sec. 13. The sum of \$250,000 is appropriated from the general fund to
2 the oil spill mitigation account (AS 46.03.758(k)) for the oil pollution
3 control program.

4 * Sec. 14. Section 32, ch. 107, SLA 1983, page 14, line 9, is amended
5 to read:

6 CHILD CARE CREDITS (lapses June 30, 1988) 1,414,500 1,414,500

7 * Sec. 15. Section 32, ch. 107, SLA 1983, page 14, line 10, is amended
8 to read:

9 POLITICAL CAMPAIGN CONTRIBUTIONS (lapses June 30, 1987)
10 500,000 500,000

11 * Sec. 16. Section 4, ch. 34, SLA 1983 is amended to read:

12 * Sec. 4. The sum of \$3,000,000 is appropriated from the general
13 fund to the Department of Revenue to fund added costs of the political
14 campaign contribution refund program to pay claims for contributions
15 made in calendar years 1982 and 1984 [FOR FISCAL YEAR 1983]. The
16 unexpended and unobligated part of this appropriation lapses into the
17 general fund June 30, 1988.

18 (SECTION 17 BEGINS ON PAGE 5)

19
20
21
22
23
24
25
26
27
28
29

FISCAL YEAR 1985 BUDGET SUMMARY BY FUNDING SOURCE

FUNDING SOURCE	OPERATING BUDGET	LOAN PROGRAMS BUDGET	CAPITAL BUDGET	TOTAL BUDGET
FEDERAL RECEIPTS	206,127,200	500,000	149,146,200	355,773,400
GENERAL FUND MATCH	73,280,300			73,280,300
GENERAL FUND	1,843,679,300	260,160,000	337,047,000	2,440,886,300
INTER-AGENCY RECEIPTS	139,482,700		3,450,000	142,932,700
GENERAL OBLIGATION BONDS				
AGRICULTURAL LOAN FUND	655,300			655,300
FICA ADMINISTRATION FUND ACCOUNT	105,500			105,500
FISH AND GAME FUND	6,200,000			6,200,000
HIGHWAY WORKING CAPITAL FUND	18,559,200		19,183,800	37,743,000
INTERNATIONAL AIRPORT REVENUE FUND	23,564,500		5,510,000	29,074,500
PROGRAM RECEIPTS	51,665,200		400,000	52,065,200
PUBLIC EMPLOYEES RETIREMENT FUND	3,332,400		375,000	3,707,400
SCHOOL FUND (CIGARETTE TAX)	2,500,000			2,500,000
SECOND INJURY FUND RESERVE ACCOUNT	2,187,600			2,187,600
DISABLED FISHERMANS RESERVE ACCOUNT	1,473,700			1,473,700
SURPLUS PROPERTY REVOLVING FUND	209,000			209,000
TEACHERS RETIREMENT SYSTEM FUND	2,679,500		375,000	3,054,500
VETERANS REVOLVING LOAN FUND	707,500			707,500
COMMERCIAL FISHING LOAN FUND	187,700			187,700
FEDERAL REVENUE SHARING FUND				
STUDENT FEES, UNIVERSITY OF ALASKA	14,602,300			14,602,300
INDIRECT COST RECOVERY	7,288,400			7,288,400
MARINE/COASTAL PROTECTION FUND				
DONATED COMMODITY HANDLING FEE ACCOUNT	148,500			148,500
JUDICIAL RETIREMENT SYSTEM	32,500			32,500
PUBLIC LAW 81-874/GENERAL FUND	12,044,100			12,044,100
NATIONAL GUARD RETIREMENT SYSTEM	26,800			26,800
STUDENT REVOLVING LOAN FUND				
TITLE 20	4,227,100			4,227,100
RESTRICTED RECEIPTS, U OF A	18,971,900			18,971,900
TRAINING AND BUILDING FUND	763,100			763,100
PERMANENT FUND DIVIDEND FUND	198,303,300			198,303,300
UNIVERSITY OF ALASKA REVENUE BONDS				
**** TOTALS ****	\$2,633,004,600	\$260,660,000	\$515,487,000	\$3,409,151,600

TIME AND DATE 15:49 1/11/84

HB 511

PAGE 4

1 * SEC. 17 THE FOLLOWING APPROPRIATION ITEMS ARE FOR
 2 OPERATING EXPENDITURES FROM THE GENERAL FUND OR OTHER
 3 FUNDS AS SET OUT IN THE FISCAL YEAR 1985 BUDGET SUMMARY
 4 BY FUNDING SOURCE TO THE AGENCIES NAMED AND FOR THE
 5 PURPOSES EXPRESSED FOR THE FISCAL YEAR BEGINNING JULY 1,
 6 1984, AND ENDING JUNE 30, 1985, UNLESS OTHERWISE
 7 INDICATED.

		ALLOCATIONS	APPROPRIATION ITEMS	APPROPRIATION GENERAL FUND	FUND SOURCES OTHER FUNDS	
10	*****		*****			10
11	***** OFFICE OF THE GOVERNOR		*****			11
12	*****		*****			12
13	GENERAL GOVERNMENT					13
14	OFFICE OF THE GOVERNOR		21,987,100	21,897,300	89,800	14
15	HUMAN RIGHTS COMMISSION	1,329,000				15
16	ALASKA WOMENS COMMISSION	326,700				16
17	EXECUTIVE OFFICE	5,389,100				17
18	CONTINGENCY FUND	750,000				18
19	EXECUTIVE MANSION	379,300				19
20	ALASKA LANDS USE COUNCIL	250,600				20
21	OPERATIONS	7,455,500				21
22	LIEUTENANT GOVERNOR	680,200				22
23	ELECTIONS	4,743,600				23
24	HUMAN RIGHTS DATA/WORD PROCESSING	29,500				24
25	EXECUTIVE OFFICE DATA/WORD PROCESSING	83,600				25
26	ALASKA LAND USE COUNCIL DATA/WORD PROCESSING	14,000				26

1	OFFICE OF THE GOVERNOR (CONT.)					1
2			ALLOCATIONS	APPROPRIATION	APPROPRIATION FUND SOURCES	2
3				ITEMS	GENERAL FUND	OTHER FUNDS
4	LT. GOVERNOR DATA/WORD PROCESSING		7,000			
5	OMB DATA/WORD PROCESSING		171,500			
6	ELECTIONS DATA/WORD PROCESSING		377,500			
7		*****		*****		
8		***** DEPARTMENT OF ADMINISTRATION *****				
9		*****		*****		
10	EDUCATION					10
11	TEACHER RETIREMENT MATCH					11
12	TEACHER RETIREMENT MATCH			30,332,100	30,332,100	12
13	SOCIAL SERVICES					13
14	LONGEVITY BONUS					14
15	LONGEVITY BONUS			32,820,900	32,820,900	15
16	PIONEERS HOMES			21,555,900	19,996,400	1,559,500
17	SITKA		4,152,600			
18	FAIRBANKS		3,807,400			
19	PALMER		3,673,700			
20	ANCHORAGE		7,222,500			
21	KETCHIKAN		2,487,000			
22	CENTRAL OFFICE		212,700			
23	OLDER ALASKANS COMMISSION			9,790,100	4,675,900	5,114,200
24	ADMINISTRATON		1,144,100			
25	GRANTS AND SERVICES		7,586,100			

1	DEPARTMENT OF ADMINISTRATION (CONT.)		APPROPRIATION	APPROPRIATION	FUND SOURCES	2
3		ALLOCATIONS	ITEMS	GENERAL FUND	OTHER FUNDS	3
4	LONG TERM CARE	1,059,900				4
5	ADMINISTRATION OF JUSTICE					5
6	PUBLIC DEFENDER		5,032,200	5,032,200		6
7	FIRST JUDICIAL DISTRICT	564,500				7
8	SECOND JUDICIAL DISTRICT	526,300				8
9	THIRD JUDICIAL DISTRICT	2,447,100				9
10	FOURTH JUDICIAL DISTRICT	1,279,900				10
11	ADMINISTRATION AND SUPPORT	214,400				11
12	GENERAL GOVERNMENT					12
13	ALASKA PUBLIC OFFICES COMMISSION					13
14	ALASKA PUBLIC OFFICES COMMISSION		591,100	591,100		14
15	DATA AND WORD PROCESSING		1,059,000	1,059,000		15
16	PERSONNEL	148,500				16
17	LABOR RELATIONS	2,600				17
18	FINANCE	736,900				18
19	GENERAL SERVICES	125,200				19
20	TELECOMMUNICATIONS SYSTEMS	17,200				20
21	EQUAL EMPLOYMENT OPPORTUNITY	28,600				21
22	RISK MANAGEMENT					22
23	RISK MANAGEMENT		15,114,400		15,114,400	23
24	INFORMATION RESOURCE MANAGEMENT					24
25	INFORMATION RESOURCE MANAGEMENT		16,566,900	12,360,700	4,206,200	25

1	DEPARTMENT OF ADMINISTRATION (CONT.)				1
2			APPROPRIATION	APPROPRIATION	FUND SOUR. .S
3		ALLOCATIONS	ITEMS	GENERAL FUND	OTHER FUNDS
4	PUBLIC BROADCASTING COMMISSION				
5	PUBLIC BROADCASTING COMMISSION		7,442,200	7,442,200	
6	RETIREMENT & BENEFITS				
7	RETIREMENT AND BENEFITS		5,579,100	838,300	4,740,800
8	LEASING AND FACILITIES				
9	LEASING AND FACILITIES		37,987,700	37,500,000	487,700
10	EMPLOYEE HOUSING				
11	EMPLOYEE HOUSING		1,753,100	911,600	841,500
12	CENTRALIZED ADMINISTRATIVE SERVICES		23,642,700	20,099,600	3,543,100
13	OFFICE OF THE COMMISSIONER	1,060,500			
14	ADMINISTRATIVE SERVICES	2,188,600			
15	PERSONNEL	2,964,500			
16	LABOR RELATIONS	841,500			
17	FINANCE	1,983,800			
18	PURCHASING	1,345,000			
19	PROPERTY MANAGEMENT	511,200			
20	CENTRAL DUPLICATING AND MAIL	2,217,200			
21	ARCHIVES	779,900			
22	TELECOMMUNICATIONS SYSTEMS	8,274,600			
23	OCCASIONAL USE TRANSPONDER	260,000			
24	TELECOMMUNICATIONS SERVICES	610,400			
25	EQUAL EMPLOYMENT OPPORTUNITY	518,500			

1	DEPARTMENT OF ADMINISTRATION (CONT.)					1
2			ALLOCATIONS	APPROPRIATION	APPROPRIATION	FUND SOURCES
3				ITEMS	GENERAL FUND	OTHER FUNDS
4	LABOR RELATIONS AGENCY		87,000			
5		*****		*****		
6		***** DEPARTMENT OF LAW *****				
7		*****		*****		
8	PUBLIC PROTECTION					
9	CONSUMER PROTECTION					
10	CONSUMER PROTECTION			27,300	827,300	
11	ADMINISTRATION OF JUSTICE					
12	PROSECUTION			10,668,100	10,241,600	426,500
13	FIRST JUDICIAL DISTRICT		1,088,200			
14	SECOND JUDICIAL DISTRICT		831,400			
15	THIRD JUDICIAL DISTRICT		3,792,800			
16	FOURTH JUDICIAL DISTRICT		1,468,600			
17	ADMINISTRATION AND SUPPORT		1,052,600			
18	CRIMINAL APPEALS & SPECIAL PROSECUTION		1,683,200			
19	PRE TRIAL DIVERSION		751,300			
20	DATA AND WORD PROCESSING			403,200	339,500	63,700
21	PROSECUTION		153,000			
22	LEGAL SERVICES		250,200			
23	GENERAL GOVERNMENT					
24	LEGAL SERVICES			10,702,000	4,997,900	5,704,100
25	OPERATIONS		9,074,100			

1	DEPARTMENT OF LAW (CONT.)				1		
2			ALLOCATIONS	APPROPRIATION	APPROPRIATION FUND SOURCES	2	
3				ITEMS	GENERAL FUND	OTHER FUNDS	3
4	ADMINISTRATION & SUPPORT		471,300				4
5	SPECIAL OIL AND GAS PROJECTS		1,156,600				5
6		*****		*****			6
7		***** DEPARTMENT OF REVENUE *****					7
8		*****		*****			8
9	PUBLIC PROTECTION						9
10	ALCOHOLIC BEVERAGE CONTROL BOARD						10
11	ALCOHOLIC BEVERAGE CONTROL BOARD			667,500	667,500		11
12	DEVELOPMENT						12
13	SHARED TAXES			80,741,500	80,741,500		13
14	MUNICIPAL ASSISTANCE		70,500,000				14
15	AMUSEMENT AND GAMING TAX		42,500				15
16	AVIATION FUEL TAX		141,000				16
17	ELECTRIC AND TELEPHONE COOPERATIVE TAX		1,300,000				17
18	LIQUOR LICENSE TAX		900,000				18
19	FISHERIES TAX		7,858,000				19
20	MUNICIPAL BOND BANK AUTHORITY						20
21	MUNICIPAL BOND BANK AUTHORITY			379,400		400	21
22	PERMANENT FUND CORPORATION						22
23	PERMANENT FUND CORPORATION			4,577,500		4,577,500	23
24	ALASKA HOUSING FINANCE CORPORATION						24
25	ALASKA HOUSING FINANCE CORPORATION			3,292,200		3,292,200	25

1	DEPARTMENT OF REVENUE (CONT.)				1
2			APPROPRIATION	APPROPRIATION	FUND SOURCES
3		ALLOCATIONS	ITF	GENERAL FUND	OTHER FUNDS
4	GENERAL GOVERNMENT				
5	CHILD SUPPORT ENFORCEMENT				
6	CHILD SUPPORT ENFORCEMENT		4,468,100	1,301,400	3,166,700
7	REVENUE OPERATIONS		14,225,000	11,461,600	2,763,400
8	AUDIT	2,884,100			
9	PETROLEUM REVENUE	1,941,100			
10	ENFORCEMENT	1,117,000			
11	PUBLIC SERVICE	1,455,700			
12	TREASURY MANAGEMENT	4,148,000			
13	OFFICE OF THE COMMISSIONER	1,207,300			
14	ADMINISTRATIVE SERVICES	1,391,800			
15	DATA AND WORD PROCESSING		1,947,500	1,028,300	919,200
16	ALCOHOL BEVERAGE CONTROL BOARD	7,800			
17	AUDIT	70,800			
18	PETROLEUM REVENUE	180,200			
19	ENFORCEMENT	35,800			
20	TREASURY ENFORCEMENT	29,300			
21	PUBLIC SERVICE	77,600			
22	CHILD SUPPORT ENFORCEMENT DIVISION	435,000			
23	ADMINISTRATION AND SUPPORT	422,000			
24	COMMISSIONER'S OFFICE	78,100			
25	PFD-ADMINISTRATIVE SERVICES	453,800			

1 DEPARTMENT OF REVENUE (CONT.)		APPROPRIATION		APPROPRIATION FUND SOURCES	
2		ALLOCATIONS	ITEMS	GENERAL FUND	OTHER FUNDS
3					
4	PFD-PUBLIC SERVICES	127,300			
5	PFD-ENFORCEMENT	29,300			
6	REFUNDABLE CREDITS				
7	POLITICAL CAMPAIGN CONTRIBUTIONS		600,000	600,000	
8	THE APPROPRIATION FOR POLITICAL CAMPAIGN				
9	CONTRIBUTIONS LAPSIES INTO THE GENERAL FUND JUNE 30, 1988.				
10	PERMANENT FUND DIVIDEND		197,692,400		197,692,400
11	ADMINISTRATIVE SERVICES	766,300			
12	PUBLIC SERVICES	723,900			
13	ENFORCEMENT	932,600			
14	PERMANENT FUND DIVIDEND PAYMENTS	195,269,600			
15		*****	*****		
16		***** DEPARTMENT OF EDUCATION *****			
17		*****	*****		
18	EDUCATION				
19	K-12 SUPPORT		536,085,700	512,185,700	23,900,000
20	FOUNDATION PFOGRAM	483,941,800			
21	FOUNDATION SUPPLEMENTAL SUPPORT	1,175,000			
22	PUPIL TRANSPORTATION	22,600,000			
23	STUDENT LUNCH PROGRAM	9,500,000			
24	CIGARETTE TAX DISTRIBUTION	2,500,000			
25	TUITION STUDENTS	9,722,800			

1	DEPARTMENT OF EDUCATION (CONT.)		1
2		ALLOCATIONS	2
3		ITEMS	3
4		GENERAL FUND	4
5		OTHER FUNDS	5
6	BOARDING HOME GRANTS	500,000	6
7	STATE CONTRACT PROGRAMS	5,546,100	7
8	RURAL SCHOOL VOCATIONAL EDUCATION PROG (RSVP)	600,000	8
9	MANAGEMENT, LAW AND FINANCE	3,101,400	9
10	MANAGEMENT AND MONITORING SERVICE	216,700	10
11	DISTRICT SUPPORT SERVICES	1,120,800	11
12	DEPARTMENT ADMINISTRATIVE SERVICES	821,100	12
13	DEPARTMENT OVERHEAD EXPENSES	515,400	13
14	CIP OVERHEAD AND ASSOCIATED COSTS	427,400	14
15	DATA AND WORD PROCESSING	666,200	15
16	VOCATIONAL REHABILITATION	68,600	16
17	CORRESPONDENCE STUDY	66,500	17
18	LIBRARIES AND MUSEUMS	73,200	18
19	ELEMENTARY AND SECONDARY EDUCATION	457,900	19
20	EDUCATION PROGRAM SUPPORT	17,253,400	20
21	EXCEPTIONAL CHILDREN	656,300	21
22	SUPPLEMENTAL PROGRAMS	14,732,600	22
23	SCHOOL IMPROVEMENT	1,814,500	23
24	EXECUTIVE ADMINISTRATION	879,500	24
25	COMMISSIONER'S OFFICE	712,200	25
	STATE BOARD OF EDUCATION	167,300	
	COMMISSIONS AND BOARDS	5,775,500	
		2,022,100	
		1,079,300	
		1,730,800	
		15,522,600	
		869,000	
		10,500	
		5,064,300	
		711,200	

1	DEPARTMENT OF EDUCATION (CONT.)				1	
2			APPROPRIATION	APPROPRIATION	FUND SOURCES	2
3		ALLOCATIONS	ITEMS	GENERAL FUND	OTHER FUNDS	3
4	PROFESSIONAL TEACHING PRACTICES COMMISSION	125,700				4
5	ALASKA SCHOOL ACTIVITIES ASSOCIATION	234,700				5
6	ALASKA STATE COUNCIL ON THE ARTS	4,842,600				6
7	ALASKA HISTORICAL COMMISSION	572,500				7
8	EDUCATION DESIGN AND DELIVERY		8,005,900	5,108,200	2,897,700	8
9	RESEARCH, EVALUATION AND INFORMATION	946,600				9
10	EDUCATIONAL TECHNOLOGY AND TELECOMMUNICATIONS	4,391,600				10
11	CORRESPONDENCE STUDY-STATE	2,667,700				11
12	ADULT AND VOCATIONAL EDUCATION		13,962,900	10,268,600	3,694,300	12
13	ADULT BASIC EDUCATION	3,279,800				13
14	COMMUNITY SCHOOLS ADJUSTMENTS	4,075,400				14
15	FIRE SERVICE TRAINING	82,400				15
16	ADULT VOCATIONAL EDUCATION	133,700				16
17	OTHER VOCATIONAL EDUCATION GRANTS	300,000				17
18	CORRECTIONS EDUCATION PROGRAM	861,400				18
19	GRANTS ADMINISTRATION	1,279,500				19
20	YOUTH EMPLOYMENT SERVICES	300,000				20
21	KOTZEBUE TECHNICAL CENTER	1,090,000				21
22	CAREER & VOCATIONAL EDUCATION	2,560,700				22
23	ALASKA VOCATIONAL TECHNICAL CENTER					23
24	OPERATIONS		4,754,800	3,899,300	851,500	24
25	VOCATIONAL REHABILITATION		11,213,000	4,979,700	6,193,300	25

1	DEPARTMENT OF EDUCATION (CONT.)		APPROPRIATION	APPROPRIATION	FUND SOURCES	1
2						2
3		ALLOCATIONS	ITEMS	GENERAL FUND	OTHER FUNDS	3
4	GENERAL PROGRAM-SEC.110	7,435,200				4
5	SPECIALIZED FACILITIES	534,800				5
6	INDEPENDENT LIVING REHABILITATION	942,000				6
7	DISABILITY DETERMINATION	2,083,300				7
8	EMPLOYMENT OF THE HANDICAPPED	177,700				8
9	ALASKA POSTSECONDARY EDUCATION COMMISSION		5,037,900	4,615,800	422,100	9
10	GENERAL ADMINISTRATION	852,100				10
11	STUDENT LOAN ADMINISTRATION	2,073,900				11
12	WICHE-ADMINISTRATION	58,300				12
13	WICHE - STUDENT EXCHANGE PROGRAM	1,716,300				13
14	STUDENT INCENTIVE GRANT PROGRAM	190,500				14
15	DATA AND WORD PROCESSING	146,800				15
16	ALASKA STATE LIBRARY AND MUSEUMS		6,145,400	5,746,100	399,300	16
17	LIBRARY OPERATIONS	4,355,700				17
18	MUSEUM OPERATIONS	1,232,300				18
19	BLUE BOOK	52,400				19
20	SPECIFIC CULTURAL PROGRAMS	465,000				20

1			APPROPRIATION	APPROPRIATION	FUND SOURCES	1
2		ALLOCATIONS	ITEMS	GENERAL FUND	OTHER FUNDS	2
3		* * * * *	* * * * *			3
4		* * * * * DEPARTMENT OF HEALTH & SOCIAL SERVICES	* * * * *			4
5		* * * * *	* * * * *			5
6	SOCIAL SERVICES					6
7	ASSISTANCE PAYMENTS		53,481,800	33,787,900	19,693,900	7
8	AID TO FAMILIES WITH DEPENDENT CHILDREN	39,387,800				8
9	GENERAL RELIEF	537,000				9
10	ADULT PUBLIC ASSISTANCE	13,557,000				10
11	PERMANENT FUND DIVIDEND HOLD HARMLESS		4,253,900		4,253,900	11
12	ENERGY ASSISTANCE PROGRAM		6,747,500		6,747,500	12
13	MEDICAL ASSISTANCE		75,604,000	45,599,100	30,004,900	13
14	CATASTROPHIC ILLNESS	2,312,600				14
15	MEDICAID	63,031,900				15
16	GENERAL RELIEF-MEDICAL	10,259,500				16
17	PUBLIC ASSISTANCE ADMINISTRATION		13,584,300	7,799,000	5,785,300	17
18	ADMINISTRATION	2,367,800				18
19	QUALITY CONTROL	730,600				19
20	STAFF DEVELOPMENT	339,400				20
21	ELIGIBILITY DETERMINATION	9,745,600				21
22	MEDICAL CARE ADVISORY COMMITTEE	53,200				22
23	CERTIFICATION & LICENSING	343,700				23
24	RATE COMMISSION MEDICAL		382,600	196,400	186,200	24
25	SOCIAL SERVICES		45,890,000	44,732,700	1,157,300	25

1	DEPARTMENT OF HEALTH & SOCIAL SERVICES (CONT.)				1	
2			APPROPRIATION	APPROPRIATION	FUND SOURCES	2
3		ALLOCATIONS	ITEMS	GENERAL FUND	OTHER FUNDS	3
4	DIRECT SERVICE DELIVERY	9,839,800				4
5	PURCHASED SERVICES	6,913,400				5
6	JUVENILE CUSTODY	16,264,300				6
7	WORK INCENTIVE	659,500				7
8	YOUTH SERVICES	12,213,000				8
9	SOCIAL SERVICES BLOCK GRANT OFFSET			-4,227,100	4,227,100	9
10	MANILAQ		2,739,400	2,739,400		10
11	ELIGIBILITY DETERMINATION & STAFF DEVELOPMENT	186,500				11
12	SOCIAL SERVICES	1,061,500				12
13	PUBLIC HEALTH SERVICES	754,600				13
14	ALCOHOLISM AND DRUG ABUSE SERVICES	575,700				14
15	MENTAL HEALTH SERVICES	161,100				15
16	HEALTH					16
17	STATE HEALTH SERVICES		23,624,800	17,430,000	6,194,800	17
18	PATIENT SERVICES	18,609,900				18
19	LAB SERVICES	2,290,700				19
20	ADMINISTRATIVE SERVICES	2,724,200				20
21	HEALTH GRANTS		7,394,500	7,063,800	330,700	21
22	INFANT LEARNING GRANTS	2,091,000				22
23	COMMUNITY HEALTH GRANTS	3,803,100				23
24	EMERGENCY MEDICAL SERVICES	1,500,400				24
25	ALCOHOL AND DRUG ABUSE SERVICES		14,464,300	12,959,900	1,504,400	25

1	DEPARTMENT OF HEALTH & SOCIAL SERVICES (CONT.)				1
2			APPROPRIATION	APPROPRIATION	FUND SOURCES
3		ALLOCATIONS	ITEMS	GENERAL FUND	OTHER FUNDS
4	ADMINISTRATION	1,415,800			
5	DRUG ABUSE GRANTS	1,550,000			
6	ALCOHOL ABUSE GRANTS	11,478,500			
7	MENTAL HEALTH SERVICES		21,152,100	19,944,100	1,208,000
8	ALASKA PSYCHIATRIC INSTITUTE	13,979,900			
9	REGIONAL ADMINISTRATION	2,051,400			
10	COMMUNITY MENTAL HEALTH GRANTS	5,120,800			
11	DEVELOPMENTAL DISABILITIES SERVICES		12,706,500	10,382,100	2,324,400
12	HARBORVIEW DEVELOPMENT CENTER	7,719,900			
13	COMMUNITY DEVELOPMENTAL DISABILITIES SERVICE	4,986,600			
14	GOVERNORS COUNCIL/HANDICAPPED & GIFTED		236,600		236,600
15	MENTAL HEALTH ADMINISTRATION		1,021,800	1,021,800	
16	DATA AND WORD PROCESSING		3,528,200	2,358,800	1,169,400
17	PUBLIC ASSISTANCE SERVICES	2,416,300			
18	PUBLIC HEALTH SERVICES	77,000			
19	MENTAL HEALTH SERVICES	123,000			
20	FAMILY AND YOUTH SERVICES	263,100			
21	ALCOHOLISM & DRUG ABUSE SERVICES	64,500			
22	DHSS ADMINISTRATIVE SERVICES	584,300			
23	DHSS ADMINISTRATIVE SERVICES		4,523,400	4,272,600	250,800
24	COMMISSIONER'S OFFICE	2,258,000			
25	PERSONNEL AND PAYROLL	505,400			

1	DEPARTMENT OF HEALTH & SOCIAL SERVICES (CONT.)				1
2			APPROPRIATION	APPROPRIATION	FUND SOURCES
3		ALLOCATIONS	ITEMS	GENERAL FUND	OTHER FUNDS
4	BUDGET AND FINANCE	1,760,000			
5	PLANNING, POLICY AND PROGRAM EVALUATION		1,356,900	990,900	366,000
6	PLANNING DEVELOPMENT AND VITAL STATISTICS	1,287,700			
7	OVERHEAD AND ASSOCIATED COSTS CIP	64,200			
8		*****	*****		
9		***** DEPARTMENT OF LABOR *****			
10		*****	*****		
11	SOCIAL SERVICES				
12			33,655,100	4,032,300	29,622,800
13	EMPLOYMENT SERVICES	10,023,800			
14	UNEMPLOYMENT INSURANCE	13,194,000			
15	UNEMPLOYMENT INSURANCE INVESTIGATION	530,500			
16	DIRECTORS OFFICE	281,300			
17	WORKERS INCENTIVE (WIN)	1,339,400			
18	DATA PROCESSING	3,020,800			
19	COMMISSIONER'S OFFICE	1,099,900			
20	MANAGEMENT SERVICES	2,024,100			
21	SPECIAL SERVICES	2,141,300			
22	PUBLIC PROTECTION				
23			12,439,100	7,177,500	5,261,600
24	OCCUPATIONAL SAFETY AND HEALTH	2,617,300			
25	FISHERMENS FUND	1,473,700			

1	DEPARTMENT OF LABOR (CONT.)				1
2			ALLOCATIONS	APPROPRIATION	APPROPRIATION FUND SOURCES
3				ITEMS	GENERAL FUND OTHER FUNDS
4	WORKERS' COMPENSATION ADMINISTRATION		2,938,500		
5	SECOND INJURY FUND		2,581,400		
6	WAGE AND HOUR ADMINISTRATION		1,454,000		
7	MECHANICAL INSPECTION		1,374,200		
8		* * * * *		* * * * *	
9		* * * * * DEPARTMENT OF COMMERCE & ECONOMIC DEVELOPMENT		* * * * *	
10		* * * * *		* * * * *	
11	PUBLIC PROTECTION				
12	MEASUREMENT STANDARDS				
13	MEASUREMENT STANDARDS			2,028,700	2,028,700
14	BANKING SECURITIES & CORPORATIONS			1,251,000	1,136,000 115,000
15	CORPORATIONS		253,100		
16	FINANCIAL INSTITUTIONS		997,900		
17	INSURANCE				
18	INSURANCE			1,038,900	1,038,900
19	OCCUPATIONAL LICENSING			1,579,900	1,579,900
20	ADMINISTRATION		904,200		
21	LICENSING BOARDS		95,000		
22	INVESTIGATIONS		580,700		
23	COMMISSIONER & ADMINISTRATIVE SERVICES				
24	COMMISSIONER & ADMINISTRATIVE SERVICES			2,116,900	2,090,900 26,000
25	DATA AND WORD PROCESSING				
26	DATA AND WORD PROCESSING			322,300	243,700 78,600

1	DEPARTMENT OF COMMERCE & ECONOMIC DEVELOPMENT (CONT.)				1		
2			ALLOCATIONS	APPROPRIATION	APPROPRIATION FUND SOURCES	2	
3				ITEMS	GENERAL FUND	OTHER FUNDS	3
4	ALASKA TRANSPORTATION COMMISSION						4
5	ALASKA TRANSPORTATION COMMISSION			1,496,400	1,496,400		5
6	ALASKA PUBLIC UTILITIES COMMISSION						6
7	ALASKA PUBLIC UTILITIES COMMISSION			3,958,800	2,973,800	985,000	7
8	REAL ESTATE COMMISSION						8
9	REAL ESTATE COMMISSION			427,400	322,400	105,000	9
10	OIL AND GAS CONSERVATION COMMISSION						10
11	OIL AND GAS CONSERVATION COMMISSION			2,159,400	2,159,400		11
12	DEVELOPMENT						12
13	ALASKA POWER AUTHORITY			17,225,700	8,706,800	8,518,900	13
14	ADMINISTRATION	1,553,500					14
15	POWER COST ASSISTANCE	7,153,300					15
16	PLANT OPERATION & MAINTENANCE	5,469,000					16
17	PROJECT POSITIONS/ASSOCIATED COSTS	3,049,900					17
18	ECONOMIC DEVELOPMENT ADVOCATES			3,082,200	2,661,600	420,600	18
19	ENTERPRISE	761,600					19
20	MINERALS DEVELOPMENT	382,200					20
21	COMMERCIAL FISHERIES DEVELOPMENT	371,300					21
22	INTERNATIONAL TRADE	543,500					22
23	ENERGY	519,700					23
24	OFFICE OF AGRICULTURE & FORESTRY	313,300					24
25	OFFICE OF AGRICULTURE & FORESTRY CIP OVERHEAD	190,600					25

1	DEPARTMENT OF COMMERCE & ECONOMIC DEVELOPMENT (CONT.)				1
2			APPROPRIATION	APPROPRIATION	FUND SOURCES
3		ALLOCATIONS	ITEMS	GENERAL FUND	OTHER FUNDS
4	FINANCE AND ECONOMICS				
5	FINANCE AND ECONOMICS		721,000	661,600	59,400
6	INVESTMENTS AND COLLECTIONS		2,668,800	1,852,200	816,600
7	INVESTMENTS	1,236,400			
8	ACCOUNTING AND COLLECTIONS	1,432,400			
9	VETERANS' SERVICES				
10	VETERANS' SERVICES		442,100	442,100	
11	FISHERIES ENHANCEMENT TAX RECEIPTS				
12	FISHERIES ENHANCEMENT TAX RECEIPTS		2,097,300	2,097,300	
13	TOURISM				
14	TOURISM		7,218,700	7,218,700	
15	ALASKA INDUSTRIAL DEVELOPMENT AUTHORITY		1,749,300		1,749,300
16	ALASKA SEAFOOD MARKETING INSTITUTE		3,813,400	2,773,400	1,040,000
17		* * * * *	* * * * *		
18		* * * * * DEPARTMENT OF MILITARY AFFAIRS	* * * * *		
19		* * * * *	* * * * *		
20	PUBLIC PROTECTION				
21	SEARCH AND RESCUE - CIVIL AIR PATROL		712,100	712,100	
22	DISASTER PLANNING AND CONTROL		1,711,100	682,000	1,029,100
23	CIVIL PREPAREDNESS	867,000			
24	FLOOD CONTROL	24,000			
25	RESERVIST PROGRAM	13,000			

1	DEPARTMENT OF MILITARY AFFAIRS (CONT.)		APPROPRIATION	APPROPRIATION	FUND SOURCES	2
2						
3		ALLOCATIONS	ITEMS	GENERAL FUND	OTHER FUNDS	3
4	HANDICAPPED PREPAREDNESS	3,000				4
5	CITY PARTICIPATION	154,000				5
6	RADIOLOGICAL DEFENSE PLAN	81,000				6
7	RADIOLOGICAL PROGRAM	76,400				7
8	NUCLEAR CIVIL PREPAREDNESS PLANNING	81,700				8
9	TRAINING	185,900				9
10	SHELTER SURVEY	83,300				10
11	DISASTER RELIEF ACT	50,000				11
12	TSUNAMI PLANNING	91,800				12
13	ALASKA NATIONAL GUARD		6,541,000	3,138,700	3,402,300	13
14	OFFICE OF ADJUTANT GENERAL	1,466,300				14
15	FACILITIES MAINTENANCE/ARMY	4,021,100				15
16	AIR TRAINING SUPPORT	1,046,300				16
17	ALASKA MILITARY ACADEMY	7,300				17
18	ALASKA NATIONAL GUARD BENEFITS		1,942,500	1,942,500		18
19	RETENTION BENEFITS	603,500				19
20	RETIREMENT BENEFITS	1,339,000				20
21	DATA AND WORD PROCESSING		42,100	42,100		21
22	CIVIL PREPAREDNESS	2,900				22
23	OFFICE OF ADJUTANT GENERAL	24,400				23
24	FACILITIES MAINTENANCE/ARMY	4,800				24
25	AIR TRAINING SUPPORT	10,000				25

1			APPROPRIATION	APPROPRIATION	FUND SOURCES	1
2		ALLOCATIONS	ITEMS	GENERAL FUND	OTHER FUNDS	2
3		* * * * *	* * * * *			3
4		* * * * * DEPARTMENT OF NATURAL RESOURCES	* * * * *			4
5		* * * * *	* * * * *			5
6	NATURAL RESOURCE MANAGEMENT					6
7	MANAGEMENT		3,301,100	3,301,100		7
8	COMMISSIONER'S OFFICE	1,402,000				8
9	ADMINISTRATIVE SERVICES	1,899,100				9
10	INFORMATION/RECORDS MANAGEMENT		7,544,200	7,059,300	484,900	10
11	INFORMATION/RECORDS MGMT	7,059,300				11
12	DIRECT CHARGE CIP	484,900				12
13	DATA AND WORD PROCESSING					13
14	DATA AND WORD PROCESSING		2,590,800	2,590,800		14
15	LAND & WATER MANAGEMENT		13,359,900	12,906,200	453,700	15
16	LAND/WATER PUBLIC USE	9,194,600				16
17	LAND CONVEYANCES	2,993,900				17
18	MATERIALS/WATER RESOURCES INVENTORY	1,171,400				18
19	FOREST MANAGEMENT					19
20	FOREST MANAGEMENT		10,560,500	9,962,500	598,000	20
21	MINERALS/ENERGY MANAGEMENT		8,296,400	5,757,000	2,539,400	21
22	PRE-SALE ANALYSIS	1,582,200				22
23	PETROLEUM MANAGEMENT	3,120,300				23
24	MINERALS MANAGEMENT	3,593,900				24
25	RESOURCE INVENTORY/GEOLOGICAL INVESTIGATIONS					25
26	RESOURCE INVENTORY/GEOLOGICAL INVESTIGATIONS		6,814,700	6,492,100	322,600	26

1	DEPARTMENT OF NATURAL RESOURCES (CONT.)		APPROPRIATION	APPROPRIATION	FUND SOURCES	2
3		ALLOCATIONS	ITEMS	GENERAL FUND	OTHER FUNDS	3
4	PARKS AND RECREATION MANAGEMENT		8,067,400	6,170,200	1,897,200	4
5	HISTORIC RESOURCE MANAGEMENT	418,100				5
6	PARKS MANAGEMENT	6,029,100				6
7	DIRECT CHARGE/OVERHEAD CIP	1,620,200				7
8	AGRICULTURAL MANAGEMENT					8
9	AGRICULTURAL MANAGEMENT		2,784,000	2,124,200	659,800	9
10	COMMISSIONS					10
11	COMMISSIONS		295,500	295,500		11
12		* * * * *	* * * * *			12
13		* * * * * DEPARTMENT OF FISH & GAME * * * * *				13
14		* * * * *	* * * * *			14
15	NATURAL RESOURCE MANAGEMENT					15
16	COMMERCIAL FISHERIES		20,099,100	18,000,100	2,099,000	16
17	COMMERCIAL FISHERIES	19,194,100				17
18	SPECIAL PROJECTS	905,000				18
19	SPORT FISHERIES		11,364,500	644,500	10,720,000	19
20	SPORT FISHERIES	6,364,500				20
21	SPECIAL PROJECTS	5,000,000				21
22	F.R.E.D.		14,656,600	14,149,600	507,000	22
23	F.R.E.D.	14,189,600				23
24	SPECIAL PROJECTS	289,000				24
25	CAPITAL IMPROVEMENT POSITION COSTS	178,000				25

1	DEPARTMENT OF FISH & GAME (CONT.)		APPROPRIATION	APPROPRIATION	FUND SOURCES	2
3		ALLOCATIONS	ITEMS	GENERAL FUND	OTHER FUNDS	3
4	VESSELS		1,854,700	1,854,700		4
5	COMMERCIAL FISHERIES ENTRY COMMISSION		2,220,500	2,120,500	100,000	5
6	DATA PROCESSING	542,900				6
7	PROGRAM ADMINISTRATION	1,677,600				7
8	GAME		12,578,800	2,823,900	9,754,900	8
9	GAME	10,740,600				9
10	SPECIAL PROJECTS	1,816,200				10
11	CAPITAL IMPROVEMENT POSITION COSTS	22,000				11
12	ADMINISTRATION AND SUPPORT		5,114,000	4,834,000	280,000	12
13	OFFICE OF THE COMMISSIONER	1,089,100				13
14	PUBLIC COMMUNICATIONS	743,300				14
15	ADMINISTRATIVE SERVICES	3,281,600				15
16	BOARDS OF FISHERIES AND GAME					16
17	BOARDS OF FISHERIES AND GAME		1,312,300	813,500	498,800	17
18	SUBSISTENCE		3,211,800	2,399,200	812,600	18
19	SUBSISTENCE	2,899,200				19
20	SPECIAL PROJECTS	312,600				20
21	HABITAT		5,768,500	2,752,800	3,015,700	21
22	HABITAT	2,752,800				22
23	SPECIAL PROJECTS	313,000				23
24	CAPITAL IMPROVEMENT POSITION COSTS	2,702,700				24
25	DATA AND WORD PROCESSING		2,453,300	2,165,000	288,300	25

1	DEPARTMENT OF FISH & GAME (CONT.)		APPROPRIATION	APPROPRIATION	FUND SOURCES	2
2						
3		ALLOCATIONS	ITEMS	GENERAL FUND	OTHER FUNDS	3
4	COMMERCIAL FISHERIES	589,500				4
5	SPORT FISHERIES	377,200				5
6	F.R.E.D.	279,200				6
7	GAME	462,900				7
8	ADMINISTRATION AND SUPPORT	296,000				8
9	SUBSISTENCE	282,700				9
10	HABITAT	165,800				10
11		* * * * *	* * * * *			11
12		* * * * *	DEPARTMENT OF PUBLIC SAFETY	* * * * *		12
13		* * * * *	* * * * *			13
14	NATURAL RESOURCE MANAGEMENT					14
15	FISH & WILDLIFE PROTECTION		13,740,400	13,740,400		15
16	ENFORCEMENT & INVESTIGATIVE SERVICES UNIT	9,328,900				16
17	DIRECTOR'S OFFICE	318,800				17
18	AIRCRAFT SECTION	1,014,900				18
19	MARINE ENFORCEMENT	3,077,800				19
20	PUBLIC PROTECTION					20
21	FIRE PREVENTION					21
22	FIRE PREVENTION		1,260,500	1,000,500	260,000	22
23	HIGHWAY SAFETY PLANNING AGENCY					23
24	HIGHWAY SAFETY PLANNING AGENCY		1,792,400	337,400	1,455,000	24
25	MOTOR VEHICLES		6,052,000	5,630,900	421,100	25

1	DEPARTMENT OF PUBLIC SAFETY (CONT.)		APPROPRIATION	APPROPRIATION	FUND SOURCES	2
2						
3		ALLOCATIONS	ITEMS	GENERAL FUND	OTHER FUNDS	3
4	DRIVER SERVICES	904,300				4
5	VEHICLE SERVICES	369,600				5
6	FIELD SERVICES	4,102,300				6
7	ADMINISTRATION	675,800				7
8	ADMINISTRATION OF JUSTICE					8
9	ALASKA STATE TROOPERS		35,498,000	35,392,000	106,000	9
10	DETACHMENTS & CRIMINAL INVESTIGATIONS BUREAU	24,718,500				10
11	NARCOTICS UNIT	2,528,700				11
12	DIRECTOR'S OFFICE	912,800				12
13	LABORATORY SERVICES	979,600				13
14	CENTRAL COMMUNICATIONS	1,196,700				14
15	COMMUNITY SERVICES	136,800				15
16	JUDICIAL SERVICES	3,372,700				16
17	PRISONER TRANSPORTATION	850,000				17
18	SEARCH AND RESCUE	269,900				18
19	BUILDING SECURITY	532,300				19
20	VILLAGE PUBLIC SAFETY OFFICER PROGRAM		6,135,000	6,135,000		20
21	CONTRACTS	3,675,000				21
22	SUPPORT	2,200,000				22
23	ADMINISTRATOR	260,000				23
24	ALASKA POLICE STANDARDS COUNCIL		354,300	354,300		24
25	ALASKA POLICE STANDARDS COUNCIL	354,300				25
26	VIOLENT CRIMES COMPENSATION BOARD		732,900	732,900		26

1	DEPARTMENT OF PUBLIC SAFETY (CONT.)		APPROPRIATION	APPROPRIATION	FUND SOURCES	2
3		ALLOCATIONS	ITEMS	GENERAL FUND	OTHER FUNDS	3
4	VIOLENT CRIMES COMPENSATION BOARD	732,900				4
5	DOMESTIC VIOLENCE AND SEXUAL ASSAULT		4,547,400	4,547,400		5
6	DOMESTIC VIOLENCE AND SEXUAL ASSAULT	4,547,400				6
7	ADMINISTRATION		9,061,000	8,962,000	99,000	7
8	CONTRACT JAILS	3,376,000				8
9	COMMISSIONER'S OFFICE	605,400				9
10	TRAINING ACADEMY	1,573,100				10
11	ADMINISTRATIVE SERVICES	2,132,500				11
12	DATA AND WORD PROCESSING	1,374,000				12
13		* * * * *		* * * * *		13
14		* * * * * DEPARTMENT OF TRANSPORTATION/PUBLIC FACILITIES		* * * * *		14
15		* * * * *		* * * * *		15
16	TRANSPORTATION					16
17	OFFICE OF THE COMMISSIONER		986,600	920,900	65,700	17
18	COMMISSIONER'S OFFICE	979,700				18
19	DATA AND WORD PROCESSING	6,900				19
20	SNOW AND ICE REMOVAL CONTINGENCY FUND					20
21	SNOW AND ICE REMOVAL CONTINGENCY FUND		1,000,000	1,000,000		21
22	THIS APPROPRIATION FOR OPERATING COSTS FOR SNOW AND ICE					22
23	REMOVAL MAY BE REALLOCATED AMONG THE REGIONS AS REQUIRED.					23
24	ALASKA RAILROAD					24
25	ALASKA RAILROAD		304,100		304,100	25
26	STATEWIDE SUPPORT SERVICES		15,265,700	10,260,500	5,003,200	26

1 DEPARTMENT OF TRANSPORTATION/PUBLIC FACILITIES (CONT.)			1
2		APPROPRIATION	2
3		ALLOCATIONS	FUND SOURCES
4		ITEMS	GENERAL FUND
5			OTHER FUNDS
6			3
4	INTERNAL REVIEW	631,800	4
5	INTERNAL REVIEW DATA AND WORD PROCESSING	6,400	5
6	ADMINISTRATIVE SERVICES	3,265,500	6
7	ADMIN SERVICES DATA & WORD PROCESSING	82,800	7
8	STATE EQUIPMENT FLEET	308,300	8
9	INFORMATION SYSTEMS	2,482,300	9
10	PLANNING	1,937,000	10
11	PLANNING DATA AND WORD PROCESSING	155,000	11
12	STANDARDS AND TECHNICAL SERVICES	2,974,000	12
13	TECHNICAL SERVICES DATA AND WORD PROCESSING	35,000	13
14	CIP PROGRAM	3,385,600	14
15	CENTRAL REGION		15
		71,745,000	39,465,200
			32,279,800
16	MAJOR PROJECTS DEVELOPMENT	210,600	16
17	MAJOR PROJECTS DATA AND WORD PROCESSING	24,000	17
18	ADMINISTRATIVE SERVICES	2,343,900	18
19	STATE EQUIPMENT FLEET	6,156,500	19
20	ADMIN SERVICES DATA AND WORD PROCESSING	27,900	20
21	AIRPORT LEASING	646,100	21
22	PLANNING	2,452,000	22
23	PLANNING DATA AND WORD PROCESSING	44,900	23
24	D & C ENGINEERING MANAGEMENT	5,188,900	24
25	D & C DATA AND WORD PROCESSING	108,800	25

1	DEPARTMENT OF TRANSPORTATION/PUBLIC FACILITIES (CONT.)		APPROPRIATION	APPROPRIATION FUND SOURCES	2
2			ITEMS	GENERAL FUND	OTHER FUNDS
3		ALLOCATIONS			
4	D & C CIP PROGRAM	22,005,700			
5	M & O HIGHWAYS AND AVIATION	27,238,300			
6	M & O TRAFFIC SIGNAL MANAGEMENT	741,000			
7	M & O FACILITIES	3,228,700			
8	M & O ADMINISTRATION	1,325,600			
9	M & O DATA AND WORD PROCESSING	3,100			
10	ANCHORAGE INTERNATIONAL AIRPORT		15,719,700		15,719,700
11	FIELD MAINTENANCE	2,707,700			
12	BUILDING MAINTENANCE	3,267,500			
13	SECURITY	3,513,600			
14	CUSTODIAL	2,822,400			
15	EQUIPMENT	1,112,100			
16	ADMINISTRATION	2,278,600			
17	DATA AND WORD PROCESSING	17,800			
18	NORTHERN REGION		81,571,900	48,251,600	33,320,300
19	INTERIOR DISTRICT ADMINISTRATIVE SERVICES	2,006,700			
20	INTERIOR DISTRICT STATE EQUIPMENT FLEET	6,851,100			
21	WESTERN DISTRICT ADMINISTRATIVE SERVICES	334,500			
22	WESTERN DISTRICT STATE EQUIPMENT FLEET	925,800			
23	SOUTHCENTRAL DISTRICT ADMINISTRATIVE SERVICES	449,300			
24	SOUTHCENTRAL DISTRICT STATE EQUIPMENT FLEET	2,312,200			
25	ADMIN SERVICES DATA AND WORD PROCESSING	185,600			

1	DEPARTMENT OF TRANSPORTATION/PUBLIC FACILITIES (CONT.)				1
2			APPROPRIATION	APPROPRIATION	FUND SOURCES
3		ALLOCATIONS	ITEMS	GENERAL FUND	OTHER FUNDS
4	PLANNING	1,280,200			
5	PLANNING DATA AND WORD PROCESSING	500			
6	PLANNING RESEARCH	1,119,500			
7	D & C ENGINEERING MANAGEMENT	3,168,500			
8	D & C DATA AND WORD PROCESSING	205,000			
9	D & C CIP PROGRAM	20,504,100			
10	INTERIOR DISTRICT M & O HIGHWAYS AND AVIATION	21,708,800			
11	INTERIOR DISTRICT M & O FACILITIES	4,471,000			
12	INTERIOR DISTRICT M & O ADMINISTRATION	1,026,700			
13	WESTERN DISTRICT M & O AIRPORTS	2,094,200			
14	WESTERN DISTRICT M & O HIGHWAYS	1,873,000			
15	WESTERN DISTRICT M & O FACILITIES	692,500			
16	WESTERN DISTRICT M & O ADMINISTRATION	330,200			
17	WESTERN DISTRICT M & O DATA & WORD PROCESSING	5,000			
18	SOUTHCENTRAL DISTRICT M & O AIRPORTS	537,300			
19	SOUTHCENTRAL DISTRICT M & O HIGHWAYS	6,518,800			
20	SOUTHCENTRAL DISTRICT M & O FACILITIES	2,538,800			
21	SOUTHCENTRAL DISTRICT M & O ADMINISTRATION	432,600			
22	FAIRBANKS INTERNATIONAL AIRPORT		6,778,800		6,778,900
23	FIELD MAINTENANCE	1,475,200			
24	BUILDING MAINTENANCE	1,207,000			
25	SECURITY	3,021,100			

1	DEPARTMENT OF TRANSPORTATION/PUBLIC FACILITIES (CONT.)				1
2			APPROPRIATION	APPROPRIATION	FUND SOURCES
3		ALLOCATIONS	ITEMS	GENERAL FUND	OTHER FUNDS
4	CUSTODIAL	506,100			
5	ADMINISTRATION	569,400			
6	SOUTHEAST REGION		27,401,800	16,912,300	10,489,500
7	ADMINISTRATIVE SERVICES	1,341,400			
8	ADMIN SERVICES DATA AND WORD PROCESSING	9,800			
9	STATE EQUIPMENT FLEET	1,937,700			
10	PLANNING	741,300			
11	PLANNING DATA AND WORD PROCESSING	22,100			
12	D & C ENGINEERING MANAGEMENT	2,295,600			
13	D & C DATA AND WORD PROCESSING	100,500			
14	D & C CIP PROGRAM	2,301,700			
15	M & O HIGHWAYS AND AVIATION	7,769,500			
16	M & O FACILITIES	4,544,900			
17	M & O ADMINISTRATION	337,300			
18	MARINE TRANSPORTATION		66,059,600	64,261,100	1,798,500
19	ADMINISTRATION	2,369,400			
20	MARINE ENGINEERING MANAGEMENT	425,600			
21	MARINE ENGINEERING CIP	1,128,400			
22	SALES & SERVICES SOUTHEAST SHORE FACILITIES	2,271,300			
23	SALES & SERVICES SOUTHWEST SHORE FACILITIES	666,600			
24	SALES AND SERVICE MANAGEMENT	916,700			
25	SALES & SERVICES DATA AND WORD PROCESSING	178,200			

1	DEPARTMENT OF TRANSPORTATION/PUBLIC FACILITIES (CONT.)				1		
2			ALLOCATIONS	APPROPRIATION ITEMS	APPROPRIATION FUND SOURCES	2	
3					GENERAL FUND	OTHER FUNDS	3
4	SOUTHEAST VESSEL OPERATIONS AND OVERHAUL		48,073,400				4
5	SOUTHWEST VESSEL OPERATIONS AND OVERHAUL		9,428,700				5
6	OPERATIONS MANAGEMENT		601,300				6
7		* * * * *		* * * * *			7
8		* * * * * DEPARTMENT OF ENVIRONMENTAL CONSERVATION		* * * * *			8
9		* * * * *		* * * * *			9
10	NATURAL RESOURCE MANAGEMENT						10
11	DEPARTMENT OF ENVIRONMENTAL CONSERVATION			15,437,600	12,107,700	3,329,900	11
12	OFFICE OF THE COMMISSIONER		760,300				12
13	ADMINISTRATIVE SERVICES		671,500				13
14	OPERATIONS		1,281,900				14
15	CIP OVERHEAD POSITIONS		391,500				15
16	ENVIRONMENTAL QUALITY OPERATIONS DIRECTOR		338,000				16
17	MONITORING & LABORATORY SUPPORT		892,300				17
18	SOUTHEAST REGION		1,096,700				18
19	SOUTHCENTRAL REGION		2,089,900				19
20	NORTHERN REGION		2,086,400				20
21	ENVIRONMENTAL QUALITY MANAGEMENT DIRECTOR		438,600				21
22	AIR AND SOLID WASTE		1,499,200				22
23	WATER QUAL. Y MANAGEMENT		1,214,800				23
24	DATA AND WORD PROCESSING		329,900				24
25	SEAFOOD & ANIMAL ADMINISTRATION		140,400				25

1	DEPARTMENT OF ENVIRONMENTAL CONSERVATION (CONT.)				1		
2			ALLOCATIONS	APPROPRIATION	APPROPRIATION FUND SOURCES	2	
3				ITEMS	GENERAL FUND	OTHER FUNDS	3
4	ANIMAL INDUSTRY		756,600				4
5	SEAFOOD INDUSTRY		1,449,600				5
6		* * * * *		* * * * *			6
7		* * * * * DEPARTMENT OF COMMUNITY & REGIONAL AFFAIRS		* * * * *			7
8		* * * * *		* * * * *			8
9	SOCIAL SERVICES						9
10	SENIOR CITIZENS TAX RELIEF			2,515,200	2,515,200		10
11	PROPERTY TAX EXEMPTION		2,158,600				11
12	RENTERS EQUIVALENCY REBATE		208,700				12
13	WATER & SEWER ASSESSMENTS		30,000				13
14	MOTOR VEHICLE EXEMPTION		117,900				14
15	CHILD ASSISTANCE			14,469,400	14,469,400		15
16	CHILD CARE		11,701,400				16
17	HEAD START GRANTS		2,768,000				17
18	JOBS TRAINING PARTNERSHIP ACT			9,131,700	1,148,100	7,983,600	18
19	STATEWIDE TRAINING AND EMPLOYMENT PROGRAM		2,752,500				19
20	YOUTH PROGRAMS		1,808,500				20
21	GOVERNOR'S TRAINING PROGRAM		3,670,700				21
22	CHALLENGE GRANTS		400,000				22
23	DISLOCATED WORKERS		500,000				23
24	DISPLACED HOMEMAKERS			609,600	609,600		24
25	DISPLACED HOMEMAKERS		609,600				25

1	DEPARTMENT OF COMMUNITY & REGIONAL AFFAIRS (CONT.)				1
2			APPROPRIATION	APPROPRIATION	FUND SOURCES
3		ALLOCATIONS	ITEMS	GENERAL FUND	OTHER FUNDS
4	DEVELOPMENT				
5	COMMUNITY ASSISTANCE GRANTS		61,567,500	58,679,000	2,888,500
6	MUNICIPAL REVENUE SHARING	57,850,000			
7	AGRICULTURAL LAND EXEMPTION	150,000			
8	NATIONAL FOREST RECEIPTS	2,888,500			
9	ORGANIZATIONAL GRANTS	30,100			
10	COMMUNITY LEGAL ASSISTANCE GRANTS	48,900			
11	BULK FUEL GRANTS	600,000			
12	COMMUNITY ASSISTANCE/ADMINISTRATION		14,890,900	12,058,000	2,832,900
13	TRAINING, DEVELOPMENT, & RURAL DEV. ASSISTANCE	5,904,500			
14	ENERGY CONSERVATION	2,831,200			
15	WEATHERIZATION CIP	869,500			
16	INSTITUTIONAL BUILDING CONSERVATION CIP	141,000			
17	STATEWIDE ASSISTANCE AND ENTITLEMENT	2,182,900			
18	PLAN OF SURVEY	651,200			
19	MUNICIPAL LANDS TRUSTEE	285,500			
20	OFFICE OF THE COMMISSIONER	705,100			
21	ADMINISTRATIVE SERVICES	1,077,700			
22	DATA AND WORD PROCESSING BRU	242,300			
23	COMMUNITY BLOCK GRANTS		2,304,000		2,304,000
24	COMMUNITY BLOCK GRANTS	2,304,000			
25	HOUSING ASSISTANCE		2,703,600	1,850,100	853,500

1	DEPARTMENT OF COMMUNITY & REGIONAL AFFAIRS (CONT.)				1		
2			ALLOCATIONS	APPROPRIATION ITEMS	APPROPRIATION FUND SOURCES	2	
3					GENERAL FUND	OTHER FUNDS	3
4	HOUSING LOAN ADMINISTRATION		2,606,000				4
5	GRANTS, DEMONSTRATIONS, & INFORMATION SYSTEMS		97,600				5
6		* * * * *		* * * * *			6
7		* * * * * DEPARTMENT OF CORRECTIONS		* * * * *			7
8		* * * * *		* * * * *			8
9	ADMINISTRATION OF JUSTICE						9
10	ADMINISTRATION AND SUPPORT			14,731,300	14,469,100	262,200	10
11	COMMISSIONER'S OFFICE		721,400				11
12	PAROLE BOARD		334,900				12
13	FACILITY-CAPITAL IMPROVEMENT UNIT		262,200				13
14	ADMINISTRATIVE SERVICES		1,642,900				14
15	STATEWIDE PROGRAMS		4,675,200				15
16	CORRECTIONAL INDUSTRIES ADMINISTRATION		480,400				16
17	CORRECTIONAL INDUSTRIES PRODUCT COST		283,800				17
18	CAREER ENHANCEMENT TRAINING		262,600				18
19	OUT-OF-STATE CONTRACTUAL		3,174,700				19
20	MAJOR MEDICAL		2,630,000				20
21	DATA AND WORD PROCESSING		263,200				21
22	NORTHERN AND INTERIOR REGION			12,536,800	12,536,800		22
23	DIRECTOR'S OFFICE		194,900				23
24	FAIRBANKS CORRECTIONAL CENTER		6,301,300				24
25	HOME CORRECTIONAL CENTER		1,983,600				25

1	DEPARTMENT OF CORRECTIONS (CONT.)		1
2		ALLOCATIONS	2
3		APPROPRIATION	3
4		ITEMS	4
5		GENERAL FUND	5
6		OTHER FUNDS	6
4	BETHEL CORRECTIONAL CENTER	2,781,100	4
5	PROBATION	1,275,900	5
6	SOUTHCENTRAL REGION	34,001,600	6
7	DIRECTOR'S OFFICE	521,000	7
8	PALMER CORRECTIONAL CENTER	4,393,600	8
9	HILAND MOUNTAIN CORRECTIONAL CENTER	5,437,700	9
10	MEADOW CREEK CORRECTIONAL CENTER	1,232,900	10
11	COOK INLET PRE-TRIAL FACILITY	7,053,400	11
12	ANCHORAGE STATE CORRECTIONAL CENTER	1,991,800	12
13	ANCHORAGE ANNEX CORRECTIONAL CENTER	2,600,400	13
14	RIDGEVIEW CORRECTIONAL CENTER	930,700	14
15	WILDWOOD CORRECTIONAL CENTER	4,936,900	15
16	GOOSE BAY CORRECTIONAL CENTER	2,967,400	16
17	PROBATION	1,935,800	17
18	SOUTHEAST REGION	8,491,900	18
19	DIRECTOR'S OFFICE	146,300	19
20	JUNEAU CORRECTIONAL CENTER	4,767,500	20
21	JOHNSON HUMAN SERVICES CENTER	889,600	21
22	KETCHIKAN CORRECTIONAL CENTER	2,002,000	22
23	PROBATION	686,500	23

1		ALLOCATIONS	APPROPRIATION ITEMS	APPROPRIATION GENERAL FUND	FUND SOURCES OTHER FUNDS	1
2						2
3		*****	*****			3
4		***** UNIVERSITY OF ALASKA	*****			4
5		*****	*****			5
6	UNIVERSITY OF ALASKA					6
7	STATEWIDE PROGRAMS AND SERVICES		24,400,700	15,798,400	8,602,300	7
8	STATEWIDE PROGRAMS AND SERVICES	22,453,300				8
9	CIP OVERHEAD POSITIONS & ASSOCIATED COSTS	1,947,400				9
10	UNIVERSITY OF ALASKA, FAIRBANKS		129,181,300	68,239,100	60,942,200	10
11	UNIVERSITY OF ALASKA, FAIRBANKS	83,149,700				11
12	ORGANIZED RESEARCH	46,031,600				12
13	UNIVERSITY OF ALASKA, ANCHORAGE		35,481,300	24,370,800	11,110,500	13
14	UNIVERSITY OF ALASKA, JUNEAU		12,913,600	10,520,900	2,392,700	14
15	ANCHORAGE COMMUNITY COLLEGE		25,809,000	17,844,600	7,964,400	15
16	COMMUNITY COLLEGES, COOP EXTENSION & RURAL ED		44,256,000	32,112,300	12,143,700	16
17	STATEWIDE STAFF AND SUPPORT	4,407,400				17
18	FISHERIES INDUSTRIAL TECHNICAL CENTER	648,800				18
19	CHUKCHI COMMUNITY COLLEGE	1,107,900				19
20	KENAI PENINSULA COMMUNITY COLLEGE	4,373,700				20
21	KETCHIKAN COMMUNITY COLLEGE	1,890,700				21
22	KODIAK COMMUNITY COLLEGE	2,464,600				22
23	KUSKOKWIM COMMUNITY COLLEGE	4,638,800				23
24	MATANUSKA - SUSITNA COMMUNITY COLLEGE	2,292,200				24
25	NORTHWEST COMMUNITY COLLEGE	2,331,400				25

UNIVERSITY OF ALASKA (CONT.)			APPROPRIATION	APPROPRIATION	FUND SOURCES	
		ALLOCATIONS	ITEMS	GENERAL FUND	OTHER FUNDS	
1						1
2						2
3						3
4	PRINCE WILLIAM SOUND COMMUNITY COLLEGE	2,225,500				4
5	ISLANDS COMMUNITY COLLEGE	1,415,600				5
6	TANANA VALLEY COMMUNITY COLLEGE	5,221,600				6
7	RURAL EDUCATION	5,052,300				7
8	COOPERATIVE EXTENSION SERVICE	6,135,000				8
9		* * * * *	* * * * *			9
10		* * * * * ALASKA COURT SYSTEM	* * * * *			10
11		* * * * *	* * * * *			11
12	ADMINISTRATION OF JUSTICE					12
13	ADMINISTRATION AND SUPPORT		39,860,600	39,860,600		13
14	APPELLATE COURTS	3,859,100				14
15	TRIAL COURTS	31,603,200				15
16	ADMINISTRATOR & SUPPORT	4,398,300				16
17	COMMISSION ON JUDICIAL CONDUCT					17
18	OPERATIONS		99,200	99,200		18
19	JUDICIAL COUNCIL					19
20	OPERATIONS		444,400	444,400		20

1			APPROPRIATION	APPROPRIATION	FUND SOURCES	1
2		ALLOCATIONS	ITEMS	GENERAL FUND	OTHER FUNDS	2
3		*****				3
4		***** LEGISLATURE *****				4
5		*****				5
6	GENERAL GOVERNMENT					6
7	BUDGET & AUDIT COMMITTEE		6,208,700	6,208,700		7
8	LEGISLATIVE AUDIT	2,693,900				8
9	LEGISLATIVE FINANCE	2,949,300				9
10	COMMITTEE EXPENSES	565,000				10
11	LEGISLATIVE COUNCIL		28,402,200	28,402,200		11
12	SALARIES AND ALLOWANCES	4,073,500				12
13	LEADERSHIP	4,000,000				13
14	EXECUTIVE ADMINISTRATION	3,052,200				14
15	ADMINISTRATIVE SERVICES	1,646,700				15
16	HOUSE RESEARCH	617,700				16
17	LEGAL SERVICES	1,605,200				17
18	SESSION EXPENSES	5,969,100				18
19	COUNCIL & SUBCOMMITTEES	956,800				19
20	OFFICE SPACE RENTAL	2,379,700				20
21	EQUIPMENT ACCOUNT	93,000				21
22	PUBLIC SERVICES	3,390,600				22
23	SENATE ADVISORY COUNCIL	617,700				23
24	OMBUDSMAN		1,885,200	1,885,200		24

	APPROPRIATION	APPROPRIATION	FUND SOURCES		
	ITEMS	GENERAL FUND	OTHER FUNDS		
1				1	
2				2	
3	* SEC. 18			3	
4	THE FOLLOWING APPROPRIATION ITEMS ARE FOR			4	
5	LOAN PROGRAMS FROM THE GENERAL FUND OR OTHER FUNDS AS			5	
6	SET OUT IN THE FISCAL YEAR 1985 BUDGET SUMMARY BY			6	
7	FUNDING SOURCE TO THE AGENCIES NAMED AND FOR THE			7	
8	PURPOSES EXPRESSED.			8	
9	COMMERCIAL FISHING LOAN PROGRAM	8,600,000	8,600,000	9	
10	(\$3,500,000), ALTERNATIVE TECHNOLOGY AND			10	
11	ENERGY LOAN PROGRAM (\$5,100,000)			11	
12	APPROPRIATED TO DEPARTMENT OF COMMERCE			12	
13	& ECONOMIC DEVELOPMENT			13	
14	ALASKA POWER AUTHORITY, RURAL	1,000,000	1,000,000	14	
15	ELECTRIFICATION REVOLVING LOAN FUND			15	
16	APPROPRIATED TO DEPARTMENT OF COMMERCE			16	
17	& ECONOMIC DEVELOPMENT			17	
18	ALASKA POWER AUTHORITY, POWER PROJECT FUND	1,110,000	1,110,000	18	
19	(CRAIG/KLAWOCK)			19	
20	APPROPRIATED TO DEPARTMENT OF COMMERCE			20	
21	& ECONOMIC DEVELOPMENT			21	
22	COMMISSION ON POSTSECONDARY EDUCATION,	65,950,000	65,450,000	500,000	22
23	SCHOLARSHIP REVOLVING LOAN FUND			23	
24	APPROPRIATED TO DEPARTMENT OF EDUCATION			24	
25	DIVISION OF AGRICULTURE, AGRICULTURAL	13,000,000	13,000,000	25	
26	REVOLVING LOAN FUND			26	
27	APPROPRIATED TO DEPARTMENT OF NATURAL			27	
	RESOURCES				

1	LOAN PROGRAMS (CONT.)				1
2		APPROPRIATION	APPROPRIATION	FUND SOURCES	2
3		ITEMS	GENERAL FUND	OTHER FUNDS	3
4	DIVISION OF AGRICULTURE, GRAIN RESERVE LOAN	1,000,000	1,000,000		4
5	FUND				5
6	APPROPRIATED TO DEPARTMENT OF NATURAL				6
7	RESOURCES				7
8	ALASKA HOUSING FINANCE CORPORATION, SPECIAL	71,000,000	71,000,000		8
9	MORTGAGE LOAN PURCHASE PROGRAM				9
10	APPROPRIATED TO DEPARTMENT OF REVENUE				10
11	ALASKA HOUSING FINANCE CORPORATION, MOBILE	34,000,000	34,000,000		11
12	HOME LOAN PURCHASE PROGRAM				12
13	APPROPRIATED TO DEPARTMENT OF REVENUE				13
14	HOUSING ASSISTANCE DIVISION, HOUSING	65,000,000	65,000,000		14
15	ASSISTANCE LOAN FUND				15
16	APPROPRIATED TO DEPARTMENT OF COMMUNITY				16
17	& REGIONAL AFFAIRS				17

	ALLOCATIONS	APPROPRIATION ITEMS	APPROPRIATION GENERAL FUND	FUND SOURCES OTHER FUNDS	
1					1
2					2
3	* SEC. 19	THE FOLLOWING APPROPRIATION ITEMS ARE FOR			3
4		CAPITAL PROJECTS FROM THE GENERAL FUND OR OTHER FUNDS AS			4
5		SET OUT IN THE FISCAL YEAR 1985 BUDGET SUMMARY BY			5
6		FUNDING SOURCE TO THE AGENCIES NAMED AND FOR THE			6
7		PURPOSES EXPRESSED.			7
8		* * * * *			8
9		* * * * * OFFICE OF THE GOVERNOR * * * * *			9
10		* * * * *			10
11	EXECUTIVE OPERATIONS				11
12	PACIFIC RIM CONFERENCES & SPECIAL PROJECTS		750,000	750,000	12
13		* * * * *			13
14		* * * * * DEPARTMENT OF ADMINISTRATION * * * * *			14
15		* * * * *			15
16	SOCIAL & ECONOMIC ASSISTANCE FOR THE AGED				16
17	STRUCTURAL/FIRE SAFETY REPAIRS PALMER HOME		2,797,200	2,797,200	17
18	KODIAK SENIOR CENTER CONSTRUCTION		1,600,000	1,600,000	18
19	STATEWIDE PIONEER HOME REPAIRS		1,887,800	1,887,800	19
20	CENTRALIZED ADMINISTRATIVE SERVICES				20
21	STATEWIDE ACCOUNTING SYSTEM		3,750,000	3,750,000	21
22	ANCH. OFFICE COMPLEX DESIGN & CONSTRUCTION		1,750,000	1,750,000	22
23	CHARGEBACK BILLING SYSTEM		74,000	74,000	23
24	PURCHASING INFORMATION MANAGEMENT SYSTEM		500,000	500,000	24
25	ARCHIVES RECORDS MANAGEMENT SYSTEM		565,000	565,000	25

1	DEPARTMENT OF ADMINISTRATION (CONT.)				1
2			APPROPRIATION	APPROPRIATION	FUND SOURCES
3		ALLOCATIONS	ITEMS	GENERAL FUND	OTHER FUNDS
4	FISHERIES RESEARCH COMPUTING SUPPORT		150,000	150,000	
5	ANCHORAGE WAREHOUSE/RECORD CENTER		2,100,000	2,100,000	
6	CENTRAL DUPLICATION EQUIPMENT REPLACEMENT		450,000		450,000
7	FUNCTIONAL DATA CENTER CONSOLIDATION		2,250,000	2,250,000	
8	LABOR SERVICES				
9	COMBINED RETIREMENT SYSTEM		750,000		750,000
10	BUILDING & EQUIPMENT SERVICES				
11	EMPLOYEE HOUSING RENOVATION		250,000	250,000	
12	TELECOMMUNICATIONS				
13	STATE TELECOMMUNICATIONS NETWORK		750,000	750,000	
14	APBC PUBLIC BROADCAST CAPITAL ACCOUNT		1,000,000	1,000,000	
15		* * * * *			
16		* * * * * DEPARTMENT OF REVENUE * * * * *			
17		* * * * *			
18	REVENUE COLLECTION & MANAGEMENT				
19	REFURBISH 11TH FLOOR STATE OFFICE BUILDING		214,000	214,000	
20	AUTOMATED ACCOUNTING & MGMT INFO SYSTEM		400,000		400,000
21	DEVELOPMENT				
22	MUNICIPAL BOND BANK AUTHORITY RESERVES		4,000,000	4,000,000	

		ALLOCATIONS	APPROPRIATION ITEMS	APPROPRIATION GENERAL FUND	FUND SOURCES OTHER FUNDS	
1						1
2						2
3		*****	*****			3
4		***** DEPARTMENT OF EDUCATION	*****			4
5		*****	*****			5
6	ELEMENTARY & SECONDARY EDUCATION					6
7	ASBESTOS IDENTIFICATION AND REPLACEMENT		5,000,000	5,000,000		7
8	STATE OWNERSHIP OF SCHOOL SITES		500,000	500,000		8
9	TOBELUK CONSENT DECREE		3,837,000	3,837,000		9
10	LEARN ALASKA ITV MATERIALS PRODUCTION		520,000	520,000		10
11	CIP PLANNING GRANTS		250,000	250,000		11
12	EDUCATION, INFORMATION & CULTURAL SERVICES					12
13	PURCHASE OF THE SHELDON JACKSON MUSEUM		2,000,000	2,000,000		13
14	STATE MUSEUM COLLECTIONS AQUISITIONS		175,000	175,000		14
15	AUTOMATED CIRCULATION SYSTEM		360,000	360,000		15
16	STATE ARTS COUNCIL		100,000	100,000		16
17	LIBRARY ACQUISITIONS		430,000	430,000		17
18	PUBLIC LIBRARY CONSTRUCTION		500,000	500,000		18
19	ADULT AND VOCATIONAL EDUCATION					19
20	PURCHASE OF TRAINING EQUIPMENT		940,000	940,000		20
21	ALASKA VOC TECH FACILITY REPAIR & MAJOR MAINT.		600,000	600,000		21
22	ALASKA VOC-TECH CENTER DORMITORY		500,000	500,000		22

1		ALLOCATIONS	APPROPRIATION ITEMS	APPROPRIATION GENERAL FUND	FUND SOURCES OTHER FUNDS	1
2						2
3	*****		*****			3
4	***** DEPARTMENT OF HEALTH & SOCIAL SERVICES		*****			4
5	*****		*****			5
6	DHSS ADMINISTRATION & SUPPORT					6
7	DHSS RENOVATION AND REPAIR		2,500,000	2,500,000		7
8	CORDOVA HOSPITAL - CONSTRUCTION GRANTS		8,000,000	8,000,000		8
9	WRANGELL HOSPITAL DESIGN		400,000	400,000		9
10	MENTAL HEALTH & DEVELOPMENTAL DISABILITIES					10
11	API CHILDREN'S FACILITY		500,000	500,000		11
12	YOUTH FACILITY CONSTRUCTION		5,850,000	5,850,000		12
13	FAIRBANKS YOUTH FACILITY WING	3,250,000				13
14	BETHEL DETENTION FACILITY	1,400,000				14
15	SOUTHEAST REGIONAL YOUTH FACILITY	1,200,000				15
16	PUBLIC HEALTH					16
17	EMS AMBULANCE/EQUIPMENT		500,000	500,000		17
18	*****		*****			18
19	***** DEPARTMENT OF LABOR		*****			19
20	*****		*****			20
21	EMPLOYMENT STABILIZATION		539,000	196,000	343,000	21
22	SNA SOFTWARE & TELECOMMUNICATIONS NETWORK	80,000				22
23	STORAGE DEVICE & TELECOMMUNICATIONS CONTROLLER	199,500				23
24	INSTALL HIGH SPEED PRINTER	63,500				24
25	PURCHASE DDL TELEPHONE SYSTEMS	196,000				25

1	DEPARTMENT OF LABOR (CONT.)		1		
2		ALLOCATIONS	APPROPRIATION		
3			APPROPRIATION FUND SOURCES		
4			GENERAL FUND		
5			OTHER FUNDS		
6					
4	RURAL OFFICES RENOVATIONS		90,000	90,000	4
5	PUBLIC PROTECTION		200,000	200,000	5
6	MECHANICAL INSPECTION DATA PROCESSING SYSTEM	200,000			6
7	*****		*****		7
8	***** DEPARTMENT OF COMMERCE & ECONOMIC DEVELOPMENT		*****		8
9	*****		*****		9
0	OFFICE OF ENTERPRISE				10
11	GENERAL FUND MATCH FOR EDA FEDERAL FUNDS		600,000	600,000	11
12	COMMISSIONER AND ADMINISTRATIVE SERVICES				12
13	OFFICE AUTOMATION AND COMMUNICATION		61,900	61,900	13
14	AGRICULTURE AND FORESTRY				14
15	POINT MACKENZIE ELECTRIFICATION		3,057,000	3,057,000	15
16	ALASKA PUBLIC UTILITIES COMMISSION				16
17	APUC INFORMATION PROCESSING SYSTEM		345,400	345,400	17
18	ALASKA POWER AUTHORITY				18
19	ANCHORAGE-FAIRBANKS INTERTIE		18,665,000	18,665,000	19
20	ALASKA POWER AUTHORITY				20
21	SUSITNA HYDROELECTRIC PROJECT		8,000,000	8,000,000	21
22	ALASKA POWER AUTHORITY STATEWIDE PROJECTS		7,246,000	7,246,000	22
23	RURAL ELECTRIFICATION	3,281,000			23
24	STATEWIDE RURAL POWER PLAN	505,000			24
25	MANAGEMENT INFORMATION SYSTEM	505,000			25

1	DEPARTMENT OF COMMERCE & ECONOMIC DEVELOPMENT (CONT.)				1	
2			APPROPRIATION	APPROPRIATION FUND SOURCES	2	
3		ALLOCATIONS	ITEMS	GENERAL FUND	OTHER FUNDS	
4	BLACK BEAR LAKE HYDROELECTRIC PROJECT	50,000				4
5	SILVER LAKE HYDROELECTRIC PROJECT	105,000				5
6	WASTE HEAT RECOVERY	1,131,000				6
7	RURAL ENERGY RECONNAISSANCE	250,000				7
8	GRANT LAKE HYDROELECTRIC PROJECT	105,000				8
9	REGIONAL FEASIBILITY PROGRAM	505,000				9
10	SYSTEMS COORDINATION STUDY	405,000				10
11	TYEE-SWAN LAKE INTERTIE	404,000				11
12		* * * * *				12
13		* * * * * DEPARTMENT OF MILITARY AFFAIRS				13
14		* * * * *				14
15	LIFE & PROPERTY PROTECTION					15
16	UPGRADE STATE FACILITIES		450,000	450,000		16
17	ANCHORAGE ARMORY/OMS		7,863,100	2,767,100	5,096,000	17
18	JUNEAU HANGAR (AAOF)		3,881,200	1,111,900	2,769,300	18
19	CONSTRUCTION/CONTINGENCY PLANNING		400,000	100,000	300,000	19
20	VETERAN'S MEMORIAL FLAGPOLE		30,000	30,000		20

		ALLOCATIONS	APPROPRIATION ITEMS	APPROPRIATION GENERAL FUND	FUND SOURCES OTHER FUNDS	
1						1
2						2
3		*****	*****			3
4		***** DEPARTMENT OF NATURAL RESOURCES	*****			4
5		*****	*****			5
6	MANAGEMENT & ADMINISTRATION					6
7	REVENUE/BILLING SYSTEM		300,000	300,000		7
8	LAND RECORDS/DATA CONVERSION		2,200,000	2,200,000		8
9	RECORDER'S OFFICE INFORMATION SYSTEM		350,000	350,000		9
10	LAND & WATER MANAGEMENT					10
11	LAND DISPOSAL SURVEYS		3,500,000	3,500,000		11
12	AGRICULTURE LAND ACCESS IMPROVEMENTS		2,500,000	2,500,000		12
13	FOREST MANAGEMENT					13
14	MCGRATH FACILITIES		980,000	980,000		14
15	REFORESTATION FUND		350,000	350,000		15
16	MINERAL/ENERGY MANAGEMENT					16
17	SEISMIC DATA ACQUISITION		4,500,000	4,500,000		17
18	PARKS & RECREATION MANAGEMENT					18
19	PARKS REHABILITATION		2,900,000	2,600,000	300,000	19
20	RECREATION LAND ACQUISITIONS		150,000	150,000		20
21	LAND/WATER CONSERVATION GRANTS		736,200		736,200	21
22	HISTORIC PRESERVATION GRANTS		414,500		414,500	22
23	KENAI RIVER COMPREHENSIVE PLAN		160,000	160,000		23

1		ALLOCATIONS	APPROPRIATION ITEMS	APPROPRIATION FUND SOURCES	1
2				GENERAL FUND	OTHER FUNDS
3	*****		*****		
4	***** DEPARTMENT OF FISH & GAME		*****		
5	*****		*****		
6	FISH AND GAME CAPITAL PROJECTS		8,092,000	7,812,000	280,000
7	VESSEL MAJOR MAINTENANCE	150,000			
8	ADMINISTRATION ACCOUNTING EXPANSION	119,300			
9	DDA NETWORK ENHANCEMENT	300,000			
10	FIELD STATION & OFFICE FACILITIES	510,800			
11	CRYSTAL LAKE HATCHERY CHINOOK	646,400			
12	CREAMERS REFUGE ENHANCEMENT	55,000			
13	POTTER MARSH REFUGE	105,000			
14	SMALL VESSEL SUPPORT	160,000			
15	GAME DIVISION DATA MANAGEMENT	155,000			
16	DEER MOUNTAIN HATCHERY WATER SUPPLY	106,000			
17	KLAWOCK HATCHERY IMPROVEMENT	320,000			
18	CHIGNIK PILE DRIVER	100,000			
19	PUBLIC ACCESS ACQUISITION	481,000			
20	FISHERIES DATA NETWORK	354,500			
21	ACQUISITION & MAINTENANCE OF SONAR	450,000			
22	CAMPBELL TRACT WAREHOUSE	150,000			
23	MOOSE RESEARCH CENTER	70,000			
24	NOME WAREHOUSE	212,000			
25	FAIRBANKS OFFICE REPAIRS	110,000			

1	DEPARTMENT OF FISH & GAME (CONT.)				1
2			APPROPRIATION	APPROPRIATION	FUND SOURCES
3		ALLOCATIONS	ITEMS	GENERAL FUND	OTHER FUNDS
4	SNETTISHAM HATCHERY COMPLETION	3,019,000			
5	HABITAT DIVISION DATA MANAGEMENT	265,000			
6	SHELLFISH & GROUND FISH ASSESSMENTS	253,000			
7		*****	*****		
8		***** DEPARTMENT OF PUBLIC SAFETY *****			
9		*****	*****		
10	FISH AND WILDLIFE PROTECTION				
11	STATEWIDE EQUIPMENT		100,200	100,800	
12	VESSEL SEIZURE COSTS		160,000	160,000	
13	THREE 22' PATROL SKIFFS		108,000	108,000	
14	TWO PATROL BOATS		240,000	240,000	
15	AIRCRAFT HANGAR IMPROVEMENTS		132,400	132,400	
16	AIRCRAFT ENGINE REPLACEMENT		525,300	525,300	
17	LIFE AND PROPERTY PROTECTION				
18	DRIVER TESTING EQUIPMENT		35,000	35,000	
19	MINI-COMPUTER EXPANSION		35,000	35,000	
20	FIRE INFORMATION NETWORK - PHASE 2		100,000	100,000	
21	CRIME IDENTIFICATION AND APPREHENSION				
22	DALTON HIGHWAY HOUSING		1,250,000	1,250,000	
23	COLDFOOT HANGAR		372,600	372,600	
24	DISPATCH CONSOLE - SOLDOTHA		85,000	85,000	
25	SOLDOTHA GARAGE		145,700	145,700	

1	DEPARTMENT OF PUBLIC SAFETY (CONT.)		APPROPRIATION	APPROPRIATION	FUND SOURCES	2
2						
3		ALLOCATIONS	ITEMS	GENERAL FUND	OTHER FUNDS	3
4	RICHARDSON HIGHWAY COMMUNICATIONS LINK		600,700	600,700		4
5	FIRING RANGE RECONSTRUCTION		33,800	33,800		5
6	TELEVISED ARRAIGNMENTS		260,000	260,000		6
7	JUDICIAL SERVICES RENOVATION - FAIRBANKS		86,100	86,100		7
8	PUBLIC SAFETY TELEPHONE SYSTEM		100,000	100,000		8
9	ACADEMY EXPANSION PLANNING		35,000	35,000		9
10	*****		*****			10
11	***** DEPARTMENT OF TRANSPORTATION/PUBLIC FACILITIES *****		*****			11
12	*****		*****			12
13	STATEWIDE		17,059,000	14,181,800	2,877,200	13
14	TECHNICAL COMPUTER HARDWARE	2,500,000				14
15	FINANCIAL INFORMATION SYSTEM	1,800,000				15
16	STATEWIDE TRANSPORTATION PLANNING	2,960,000				16
17	STATEWIDE FACILITIES PLANNING	100,000				17
18	STATEWIDE HANDICAPPED CODE SURVEY	1,040,000				18
19	STATEWIDE EROSION CONTROL PROGRAM	1,750,000				19
20	STATEWIDE HARBOR SURVEY STANDARDS	100,000				20
21	SMALL STREAMS FLOOD INVESTIGATION PROGRAM	150,000				21
22	ALASKA COASTAL DATA COLLECTION	250,000				22
23	STATEWIDE BRIDGE PROGRAM	1,409,000				23
24	LOCAL SERVICE ROADS, TRAILS AND BIKEWAYS	5,000,000				24
25	STATEWIDE STATE EQUIPMENT FLEET		4,777,800		4,777,800	25

1	DEPARTMENT OF TRANSPORTATION/PUBLIC FACILITIES (CONT.)		APPROPRIATION	APPROPRIATION	FUND SOURCES	2
2			ITEMS	GENERAL FUND	OTHER FUNDS	
3		ALLOCATIONS				3
4	STATEWIDE STATE EQUIPMENT FLEET	,777,800				4
5	ALASKA RAILROAD		1,750,000	1,750,000		5
6	ALASKA RAILROAD TRANSFER TEAM	1,750,000				6
7	CENTRAL REGION		9,710,000	5,429,000	4,301,000	7
8	CENTRAL ADVANCE PROJECT DEFINITION	1,190,000				8
9	CENTRAL DESIGN ENGINEERING	6,660,000				9
10	CENTRAL FACILITY INVENTORY/CONDITION SURVEY	880,000				10
11	WHITTIER RAIL ACCESS IMPROVEMENTS	1,000,000				11
12	CENTRAL REGION HIGHWAYS		52,207,000	26,811,000	25,396,000	12
13	CENTRAL BRIDGE PROGRAM	1,220,000				13
14	NEW SEWARD HIGHWAY UPGRADE	8,200,000				14
15	GLENN HWY-PALMER/WASILLA INTERSECTION	600,000				15
16	ANCHORAGE RIDESHARING PROGRAM	115,000				16
17	BONIFACE PARKWAY UPGRADE	8,700,000				17
18	STERLING HWY RESURFACE MP 42-50	3,300,000				18
19	ANCHORAGE BUS TURNOUT	800,000				19
20	KNIK ARM CROSSING NORTH & SOUTH APPROACHES	5,022,000				20
21	NAKNEK/KING SALMON ROAD REHAB	6,340,000				21
22	SEWARD HWY REHAB 36TH SOUTH	3,610,000				22
23	KODIAK NEAR ISLAND BRIDGE PHASE II	14,500,000				23
24	CENTRAL REGION AVIATION		38,355,000	8,705,000	29,650,000	24
25	FEDERAL AVIATION PROJECT & SYSTEM PLAN	2,800,000				25

1	DEPARTMENT OF TRANSPORTATION/PUBLIC FACILITIES (CONT.)		APPROPRIATION	APPROPRIATION	FUND SOURCES	2
2						
3		ALLOCATIONS	ITEMS	GENERAL FUND	OTHER FUNDS	3
4	CENTRAL AIP FY'85	15,045,000				4
5	NUNAPITCHUK AIRPORT CONSTRUCTION	3,300,000				5
6	ANCH INT'L AIRPORT CFR FACILITY	5,500,000				6
7	ANCH INT'L AIRPORT REMOTE FUELING APRON	3,500,000				7
8	ANCH INT'L AIRPORT RUNWAY 14/32 SEAL COAT	690,000				8
9	ANCH INT'L AIRPORT BLAST PROTECTION	2,000,000				9
10	ANCH INT'L AIRPORT ANNUAL IMPROVEMENTS	500,000				10
11	ANCH INT'L AIRPORT MAINTENANCE EQUIPMENT	1,000,000				11
12	ANCH INT'L AIRPORT MASTER PLAN UPDATE	200,000				12
13	ANCH INT'L AIRPORT NOISE ABATEMENT STUDY	320,000				13
14	DUTCH HARBOR/UNALASKA AIRPORT	3,500,000				14
15	CENTRAL REGION STATE EQUIPMENT FLEET		5,645,000		5,645,000	15
16	CENTRAL STATE EQUIPMENT FLEET	5,645,000				16
17	NORTHERN REGION		4,939,400	4,139,400	800,000	17
18	NORTHERN ADVANCE PROJECT DEFINITION	2,339,400				18
19	STATEWIDE RESEARCH PROGRAM	1,600,000				19
20	NORTHERN EROSION CONTROL	1,000,000				20
21	NORTHERN REGION HIGHWAYS		46,802,200	15,948,000	30,854,200	21
22	NORTHERN DESIGN ENGINEERING	2,800,000				22
23	NORTHERN HPR PLANNING	425,000				23
24	NORTHERN BRIDGE PROGRAM	2,810,000				24
25	RICH HWY-GAKONA JCT. NORTH	200,000				25

1	DEPARTMENT OF TRANSPORTATION/PUBLIC FACILITIES (CONT.)				1
2			APPROPRIATION	APPROPRIATION	FUND SOURCES
3		ALLOCATIONS	ITEMS	GENERAL FUND	OTHER FUNDS
4	DALTON HWY RESURFACE AND CULVERTS	5,545,500			
5	ELLIOTT HWY-FOX NORTH	1,410,000			
6	PARKS HWY REHAB - NENANA SOUTH	8,800,000			
7	FARMERS LOOP ROAD ROW/UTILITIES	1,028,000			
8	BADGER ROAD	933,700			
9	ALASKA HWY-ROBERTSON RIVER TO DOT LAKE	14,100,000			
10	FAIRBANKS F.A.U. SYSTEM	2,500,000			
11	AIRPORT WAY RESURFACING PHASE II	1,100,000			
12	EAST COLLEGE ROAD UPGRADE PHASE II	1,900,000			
13	NORTHERN SMS ROADS	1,750,000			
14	KOTZEBUE CITY STREETS	1,200,000			
15	NORTHERN RIGHT-OF-WAY INVENTORY	300,900			
16	NORTHERN REGION AVIATION		14,600,000	4,219,200	10,380,800
17	FAIRBANKS INT'L AIRPORT IMPROVEMENTS	200,000			
18	KOTZEBUE AIRPORT IMPROVEMENTS	900,000			
19	NORTHERN AIP PROJECTS	11,400,000			
20	NOME RUNWAY REHABILITATION PHASE II	2,100,000			
21	NORTHERN REGION PORTS AND HARBORS		4,000,000	4,000,000	
22	NOME PORT FACILITY	4,000,000			
23	NORTHERN REGION STATE EQUIPMENT FLEET		6,969,000		6,969,000
24	NORTHERN REGION EQUIPMENT REPLACEMENT	6,969,000			
25	NORTHERN REGION FACILITIES		2,980,000	2,980,000	

1	DEPARTMENT OF TRANSPORTATION/PUBLIC FACILITIES (CONT.)				1
2			APPROPRIATION	APPROPRIATION	FUND SOURCES
3		ALLOCATIONS	ITEMS	GENERAL FUND	OTHER FUNDS
4	FACILITIES INVENTORY/CONDITION SURVEY	300,000			
5	JIM RIVER MAINTENANCE BUILDING RENOVATION	2,680,000			
6	SOUTHEAST REGION		200,000	200,000	
7	SOUTHEAST ADVANCE PROJECT DEFINITION	200,000			
8	SOUTHEAST REGION HIGHWAYS		17,898,000	2,318,000	15,580,000
9	GLACIER HWY: INDIAN PT TO SHRINE OVERLAY	2,000,000			
10	SOUTHEAST HPR/PL PLANNING	176,000			
11	SOUTHEAST BRIDGE PROGRAM	300,000			
12	KLAWOCK TO HOLLIS PHASE I	3,000,000			
13	NORTH-TONGASS HWY PHASE I	4,000,000			
14	PETERSBURG MAIN STREET	900,000			
15	WRANGELL AIRPORT ROAD	450,000			
16	KLONDIKE HIGHWAY SURFACING	1,900,000			
17	ZIMOVIA HIGHWAY	2,500,000			
18	FISH CREEK BRIDGE REPLACEMENT	1,100,000			
19	TONGASS AVENUE TRAFFIC MANAGEMENT SYSTEM	150,000			
20	TONGASS AVENUE CURB, GUTTER AND SIDEWALK	200,000			
21	TONGASS AVENUE DRAINAGE IMPROVEMENTS	100,000			
22	SOUTHEAST DESIGN ENGINEERING	1,122,000			
23	SOUTHEAST REGION AVIATION		4,900,000	750,000	4,150,000
24	KETCHIKAN AIRPORT OVERLAY	2,500,000			
25	YAKUTAT AIRPORT DRAINAGE AND FLOATPLANE	1,500,000			

1	DEPARTMENT OF TRANSPORTATION/PUBLIC FACILITIES (CONT.)				1
2			APPROPRIATION	APPROPRIATION	FUND SOURCES
3		ALLOCATIONS	ITEMS	GENERAL FUND	OTHER FUNDS
4	SE REGIONAL FLOATPLANE FACILITY REPAIR/REHAB	200,000			
5	PETERSBURG SEAPLANE FLOAT RECONSTRUCTION	500,000			
6	CHILKAT LAKE AIRSTRIP AND DIKE REPAIR	200,000			
7	SOUTHEAST REGION PORTS AND HARBORS		1,370,000	1,370,000	
8	SOUTHEAST HARBOR CONDITION SURVEY	50,000			
9	HARBORS EMERGENCY REPAIRS	200,000			
10	MEYERS CHUCK DOCK	320,000			
11	AUKE BAY BREAKWATER AND HARBOR FACILITY	600,000			
12	ANGOON BOAT HARBOR EXPANSION	200,000			
13	SOUTHEAST STATE EQUIPMENT FLEET		1,792,000		1,792,000
14	SOUTHEAST STATE EQUIPMENT FLEET	1,792,000			
15	SOUTHEAST REGION FACILITIES		5,500,000	2,500,000	3,000,000
16	SOUTHEAST FACILITY INVENTORY/CONDITION SURVEY	100,000			
17	SE HANDICAPPED CODE ENFORCEMENT/UPGRADE	100,000			
18	CRAIG/KLAWOCK SHOP	1,000,000			
19	SOUTHEAST FACILITIES MAINTENANCE	600,000			
20	STATE OFFICE BUILDING ELEVATOR	450,000			
21	SOUTHEAST REGIONAL COMPLEX EXPANSION	3,100,000			
22	SOUTHEAST ROOF REHABILITATION	150,000			
23	MARINE TRANSPORTATION		7,070,000	5,160,000	1,910,000
24	MARINE HWY ADVANCE PROJECT DEFINITION	50,000			
25	MARINE HWY PRELIMINARY ENGINEERING	400,000			

1	DEPARTMENT OF TRANSPORTATION/PUBLIC FACILITIES (CONT.)		APPROPRIATION	APPROPRIATION	FUND SOURCES	2
2			ITEMS	GENERAL FUND	OTHER FUNDS	3
3		ALLOCATIONS				3
4	MARINE HWY SYSTEM IMPROVEMENTS	2,100,000				4
5	VESSEL REPOWER SUPPLEMENTAL	1,500,000				5
6	MARINE HWY RESERVATION SYSTEM UPGRADE	1,245,000				6
7	M/V BARTLETT IMPROVEMENTS	700,000				7
8	WRANGELL DOCK AND TOWER SUPPLEMENTAL	500,000				8
9	KETCHIKAN/SKAGWAY DOCK MODIFICATIONS	575,000				9
10	* * * * *		* * * * *			10
11	* * * * * DEPARTMENT OF ENVIRONMENTAL CONSERVATION		* * * * *			11
12	* * * * *		* * * * *			12
13	DEPARTMENT OF ENVIRONMENTAL CONSERVATION					13
14	WATER, SEWER & SOLID WASTE FACILITIES CONST		15,750,000	16,750,000		14
15	DATA MANAGEMENT		600,000	600,000		15
16	WASTEWATER DISPOSAL FACILITIES CONSTRUCTION		3,400,000	3,400,000		16
17	VILLAGE SAFE WATER CONSTRUCTION		4,250,000	4,250,000		17
18	* * * * *		* * * * *			18
19	* * * * * DEPARTMENT OF COMMUNITY & REGIONAL AFFAIRS		* * * * *			19
20	* * * * *		* * * * *			20
21	MUNICIPAL & REGIONAL ASSISTANCE		1,120,000	1,120,000		21
22	REGIONAL STRATEGIES	720,000				22
23	COMMUNITY PROFILES	400,000				23
24	LOW INCOME & SENIOR CITIZEN ASSISTANCE		30,798,000	12,280,000	18,518,000	24
25	WEATHERIZATION AND ENERGY ASSISTANCE	5,700,000				25

DEPARTMENT OF COMMUNITY & REGIONAL AFFAIRS (CONT.)				
	ALLOCATIONS	APPROPRIATION ITEMS	APPROPRIATION GENERAL FUND	FUND SOURCES OTHER FUNDS
1				1
2				2
3				3
4	2,500,000			4
5	21,013,000			5
6	1,530,000			6
7		400,000	400,000	7
8	400,000			8
9	* * * * *	* * * * *		9
10	* * * * * DEPARTMENT OF CORRECTIONS	* * * * *		10
11	* * * * *	* * * * *		11
12	OFFENDER CONFINEMENT REFORMATION/SUPERVISION			12
13		9,490,900	9,490,900	13
14		2,500,000	2,500,000	14
15		8,000,000	8,000,000	15
16		3,500,000	3,500,000	16
17		140,000	140,000	17
18	* * * * *	* * * * *		18
19	* * * * * UNIVERSITY OF ALASKA	* * * * *		19
20	* * * * *	* * * * *		20
21	U OF A STATEWIDE SYSTEM PROJECTS			21
22		2,750,000	2,750,000	22
23		5,000,000	5,000,000	23
24		4,500,000	4,500,000	24
25				25
26		4,000,000	4,000,000	26

1	UNIVERSITY OF ALASKA (CONT.)		1
2		ALLOCATIONS	2
3		ITEMS	3
4	UNIVERSITY OF ALASKA, ANCHORAGE		4
5	UAA CLASSRM/LABORATORY BLDG. PHASE II	16,677,000	5
6	UNIVERSITY OF ALASKA, JUNEAU		6
7	UAJ STUDENT HOUSING PHASE I	8,590,000	7
8	ANCHORAGE COMMUNITY COLLEGE		8
9	ACC CLASSRM/ADMINISTRATIVE BLDG.	1,100,000	9
10	* * * * *	* * * * *	10
11	* * * * * ALASKA COURT SYSTEM * * * * *		11
12	* * * * *	* * * * *	12
13	ADMINISTRATION OF JUSTICE	960,000	13
14	FAIRBANKS COURT FACILITY IMPROVEMENTS	145,000	14
15	REGIONAL MICROFILMING	230,000	15
16	SHARED RESOURCE WORD PROCESSING APPLICATION	345,000	16
17	ANCHORAGE TELEPHONE	240,000	17

1 * SEC. 20 THE FOLLOWING SETS OUT THE FUNDING OF THE
2 APPROPRIATIONS MADE IN THE PRECEDING SECTIONS OF THIS
3 ACT.

4 OFFICE OF THE GOVERNOR

5	FEDERAL RECEIPTS	89,800	5
6	GENERAL FUND	21,897,300	6
7	*** TOTAL FUNDING ***	21,987,100	7

8 DEPARTMENT OF ADMINISTRATION

9	FEDERAL RECEIPTS	5,114,200	9
10	GENERAL FUND MATCH	717,500	10
11	GENERAL FUND	172,942,500	11
12	INTER-AGENCY RECEIPTS	22,596,200	12
13	FICA ADMINISTRATION FUND ACCOUNT	105,500	13
14	PROGRAM RECEIPTS	4,274,700	14
15	PUBLIC EMPLOYEES RETIREMENT FUND	1,814,200	15
16	SURPLUS PROPERTY REVOLVING FUND	209,000	16
17	TEACHERS RETIREMENT SYSTEM FUND	1,434,300	17
18	JUDICIAL RETIREMENT SYSTEM	32,500	18
19	NATIONAL GUARD RETIREMENT SYSTEM	26,800	19
20	*** TOTAL FUNDING ***	209,267,400	20

21 DEPARTMENT OF LAW

22	GENERAL FUND	16,406,300	22
23	INTER-AGENCY RECEIPTS	6,194,300	23
24	*** TOTAL FUNDING ***	22,600,600	24

25 DEPARTMENT OF REVENUE

26	FEDERAL RECEIPTS	3,278,500	26
----	------------------	-----------	----

1	GENERAL FUND MATCH	1,423,100	1
2	GENERAL FUND	94,372,200	2
3	PROGRAM RECEIPTS	8,445,600	3
4	PUBLIC EMPLOYEES RETIREMENT FUND	1,515,200	4
5	TEACHERS RETIREMENT SYSTEM FUND	1,245,200	5
6	PERMANENT FUND DIVIDEND FUND	193,303,300	6
7	*** TOTAL FUNDING ***	308,591,100	7
8	DEPARTMENT OF EDUCATION		8
9	FEDERAL RECEIPTS	34,103,200	9
10	GENERAL FUND MATCH	1,175,300	10
11	GENERAL FUND	555,914,000	11
12	INTER-AGENCY RECEIPTS	5,129,100	12
13	PROGRAM RECEIPTS	1,568,400	13
14	SCHOOL FUND (CIGARETTE TAX)	2,500,000	14
15	DONATED COMMODITY HANDLING FEE ACCOUNT	148,500	15
16	PUBLIC LAW 81-374/GENERAL FUND	12,044,100	16
17	TRAINING AND BUILDING FUND	250,000	17
18	*** TOTAL FUNDING ***	612,837,600	18
19	DEPARTMENT OF HEALTH & SOCIAL SERVICES		19
20	FEDERAL RECEIPTS	74,494,300	20
21	GENERAL FUND MATCH	62,224,700	21
22	GENERAL FUND	144,326,700	22
23	INTER-AGENCY RECEIPTS	6,461,200	23
24	PROGRAM RECEIPTS	458,600	24
25	TITLE 20	4,227,100	25
26	*** TOTAL FUNDING ***	292,692,600	26

1	DEPARTMENT OF LABOR		
2	FEDERAL RECEIPTS	24,306,900	
3	GENERAL FUND MATCH	1,240,600	
4	GENERAL FUND	9,969,200	
5	INTER-AGENCY RECEIPTS	6,115,200	
6	PROGRAM RECEIPTS	287,900	
7	SECOND INJURY FUND RESERVE ACCOUNT	2,187,600	
8	DISABLED FISHERMANS RESERVE ACCOUNT	1,473,700	
9	TRAINING AND BUILDING FUND	513,100	
10	*** TOTAL FUNDING ***	46,094,200	
11	DEPARTMENT OF COMMERCE & ECONOMIC DEVELOPMENT		
12	FEDERAL RECEIPTS	209,400	
13	GENERAL FUND MATCH	243,700	
14	GENERAL FUND	41,240,100	
15	INTER-AGENCY RECEIPTS	3,346,500	
16	PROGRAM RECEIPTS	9,463,300	
17	VETERANS REVOLVING LOAN FUND	707,500	
18	COMMERCIAL FISHING LOAN FUND	187,700	
19	*** TOTAL FUNDING ***	55,398,200	
20	DEPARTMENT OF MILITARY AFFAIRS		
21	FEDERAL RECEIPTS	4,401,700	
22	GENERAL FUND MATCH	740,100	
23	GENERAL FUND	5,777,300	
24	PROGRAM RECEIPTS	29,700	
25	*** TOTAL FUNDING ***	10,948,800	

1	DEPARTMENT OF NATURAL RESOURCES		1
2	FEDERAL RECEIPTS	3,215,500	2
3	GENERAL FUND MATCH	409,500	3
4	GENERAL FUND	56,249,400	4
5	INTER-AGENCY RECEIPTS	2,885,300	5
6	AGRICULTURAL LOAN FUND	655,300	6
7	PROGRAM RECEIPTS	199,500	7
8	*** TOTAL FUNDING ***	63,614,500	8
9	DEPARTMENT OF FISH & GAME		9
10	FEDERAL RECEIPTS	12,445,500	10
11	GENERAL FUND MATCH	998,800	11
12	GENERAL FUND	51,559,000	12
13	INTER-AGENCY RECEIPTS	9,078,700	13
14	FISH AND GAME FUND	6,200,000	14
15	PROGRAM RECEIPTS	352,100	15
16	*** TOTAL FUNDING ***	80,634,100	16
17	DEPARTMENT OF PUBLIC SAFETY		17
18	FEDERAL RECEIPTS	775,900	18
19	GENERAL FUND MATCH	39,100	19
20	GENERAL FUND	76,793,700	20
21	INTER-AGENCY RECEIPTS	725,000	21
22	PROGRAM RECEIPTS	840,200	22
23	*** TOTAL FUNDING ***	79,173,900	23
24	DEPARTMENT OF TRANSPORTATION/PUBLIC FACILITIES		24
25	FEDERAL RECEIPTS	1,189,400	25
26	GENERAL FUND	181,071,600	26

1	INTER-AGENCY RECEIPTS	60,407,500	1
2	HIGHWAY WORKING CAPITAL FUND	18,559,200	2
3	INTERNATIONAL AIRPORT REVENUE FUND	23,564,500	3
4	PROGRAM RECEIPTS	2,039,000	4
5	*** TOTAL FUNDING ***	286,831,200	5
6	DEPARTMENT OF ENVIRONMENTAL CONSERVATION		6
7	FEDERAL RECEIPTS	2,587,700	7
8	GENERAL FUND MATCH	1,216,600	8
9	GENERAL FUND	10,891,100	9
10	INTER-AGENCY RECEIPTS	697,200	10
11	PROGRAM RECEIPTS	45,000	11
12	*** TOTAL FUNDING ***	15,437,600	12
13	DEPARTMENT OF COMMUNITY & REGIONAL AFFAIRS		13
14	FEDERAL RECEIPTS	12,996,400	14
15	GENERAL FUND MATCH	150,000	15
16	GENERAL FUND	91,179,400	16
17	INTER-AGENCY RECEIPTS	3,028,700	17
18	PROGRAM RECEIPTS	837,400	18
19	*** TOTAL FUNDING ***	108,191,900	19
20	DEPARTMENT OF CORRECTIONS		20
21	GENERAL FUND	69,499,400	21
22	INTER-AGENCY RECEIPTS	262,200	22
23	*** TOTAL FUNDING ***	69,761,600	23
24	UNIVERSITY OF ALASKA		24
25	FEDERAL RECEIPTS	26,913,800	25
26	GENERAL FUND MATCH	2,696,300	26

1	GENERAL FUND	166,189,800	1
2	INTER-AGENCY RECEIPTS	12,555,600	2
3	PROGRAM RECEIPTS	22,823,800	3
4	STUDENT FEES, UNIVERSITY OF ALASKA	14,602,300	4
5	INDIRECT COST RECOVERY	7,238,400	5
6	RESTRICTED RECEIPTS, U OF A	18,971,900	6
7	*** TOTAL FUNDING ***	272,041,900	7
8	ALASKA COURT SYSTEM		8
9	GENERAL FUND	40,404,200	9
10	*** TOTAL FUNDING ***	40,404,200	10
11	LEGISLATURE		11
12	GENERAL FUND	36,496,100	12
13	*** TOTAL FUNDING ***	36,496,100	13
14	LOAN PROGRAMS		14
15	FEDERAL RECEIPTS	500,000	15
16	GENERAL FUND	260,160,000	16
17	*** TOTAL FUNDING ***	260,660,000	17
18	CAPITAL PROJECTS		18
19	FEDERAL RECEIPTS	149,146,200	19
20	GENERAL FUND	337,047,000	20
21	INTER-AGENCY RECEIPTS	3,450,000	21
22	HIGHWAY WORKING CAPITAL FUND	19,183,800	22
23	INTERNATIONAL AIRPORT REVENUE FUND	5,510,000	23
24	PROGRAM RECEIPTS	400,000	24
25	PUBLIC EMPLOYEES RETIREMENT FUND	375,000	25
26	TEACHERS RETIREMENT SYSTEM FUND	375,000	26
27	*** TOTAL FUNDING ***	515,487,000	27

20 * * * * * TOTAL BUDGET * * * * *

3,409,151,600

1 * SEC. 21 THIS ACT TAKES EFFECT IMMEDIATELY IN

1

2 ACCORDANCE WITH AS 01.10.070(C).

2

HR 511

-68-

Introduced: 1/13/84
Referred: Finance

BY THE RULES COMMITTEE BY
REQUEST OF THE GOVERNOR

1 IN THE HOUSE

2 HOUSE BILL NO. 511

3 IN THE LEGISLATURE OF THE STATE OF ALASKA

4 THIRTEENTH LEGISLATURE - SECOND SESSION

5 A BILL

6 For an Act entitled: "An Act making appropriations for the operating and
7 capital expenses of state government; and providing
8 for an effective date."

9 BE IT ENACTED BY THE LEGISLATURE OF THE STATE OF ALASKA:

10 * Section 1. Included within the general fund amounts appropriated
11 according to the schedules in this Act, the following amounts are from the
12 unreserved special accounts in the general fund:

	Operating	Capital
14 Highway Fuel Tax Account	\$24,000,000	
15 Aviation Fuel Tax Account	6,000,000	
16 Watercraft Fuel Tax Account		4,300,000

17 * Sec. 2. Federal or other program receipts that exceed the amounts
18 appropriated in this Act are appropriated conditioned upon compliance with
19 the program review provisions of AS 37.07.080(n).

20 * Sec. 3. If federal or other program receipts exceed the estimates
21 appropriated by this Act, the appropriation from state funds for the af-
22 fected program may be reduced by the amount of the excess if the reductions
23 are not inconsistent with applicable federal statutes.

24 * Sec. 4. If federal or other program receipts fall short of the esti-
25 mates appropriated by this Act, the affected appropriation shall be reduced
26 by the amount of the shortfall in receipts.

27 * Sec. 5. If the federal receipts under Title XX of the Social Security
28 Act (42 U.S.C. 1397 et seq.) fall short of the estimate, the amount of the
29 shortfall is appropriated from the general fund.

1 * Sec. 6. Amounts equivalent to the amounts to be received in settle-
2 ment of claims for property losses are appropriated from the general fund
3 to the affected agency for the purpose of replacing the facility or service
4 lost as a result of the incident giving rise to the claim.

5 * Sec. 7. The amount required to pay interest on revenue anticipation
6 notes issued by the commissioner of revenue under AS 43.08.010 is appropri-
7 ated from the general fund to the Department of Revenue.

8 * Sec. 8. The amount required to be paid by the state for the principal
9 of and interest on all issued and outstanding state guaranteed bonds is
10 appropriated from the general fund to the state bond committee to make all
11 payments by the state required under its guarantee for principal and inter-
12 est.

13 * Sec. 9. The sum of \$95,000,000 is appropriated from the general fund
14 to the Department of Education for school bond debt retirement.

15 * Sec. 10. The sum of \$5,565,600 is appropriated from the international
16 airports revenue fund to the state bond committee for payment of debt
17 service and trustee fees.

18 * Sec. 11. The sum of \$9,149,600 is appropriated from the general fund
19 to the Department of Law to fund legal proceedings involving oil and gas
20 revenues due or paid to the state or state title to oil and gas land,
21 including, but not limited to, the North Slope Royalty Case (State v.
22 Amerada Hess, et al), the Oil and Gas Corporate Income Tax Case (Arco v.
23 State), the TransAlaska Pipeline Rate Case, litigation against the Alaska
24 Oil Company, and United States v. Alaska, for fiscal year 1985 and
25 succeeding fiscal years.

26 * Sec. 12. The sum of \$2,000,000 is appropriated from the general fund
27 to the Department of Revenue for costs associated with the Oil and Gas
28 Corporate Income Tax Case (Arco v. State) for fiscal year 1985 and suc-
29 ceeding fiscal years.

1 * Sec. 13. The sum of \$250,000 is appropriated from the general fund to
2 the oil spill mitigation account (AS 46.03.758(k)) for the oil pollution
3 control program.

4 * Sec. 14. Section 32, ch. 107, SLA 1983, page 14, line 9, is amended
5 to read:

6 CHILD CARE CREDITS (lapses June 30, 1988) 1,414,500 1,414,500

7 * Sec. 15. Section 32, ch. 107, SLA 1983, page 14, line 10, is amended
8 to read:

9 POLITICAL CAMPAIGN CONTRIBUTIONS (lapses June 30, 1987)
10 500,000 500,000

11 * Sec. 16. Section 4, ch. 34, SLA 1983 is amended to read:

12 * Sec. 4. The sum of \$3,000,000 is appropriated from the general
13 fund to the Department of Revenue to fund added costs of the political
14 campaign contribution refund program to pay claims for contributions
15 made in calendar years 1982 and 1984 [FOR FISCAL YEAR 1983]. The
16 unexpended and unobligated part of this appropriation lapses into the
17 general fund June 30, 1988.

18 (SECTION 17 BEGINS ON PAGE 5)

19
20
21
22
23
24
25
26
27
28
29

FISCAL YEAR 1985 BUDGET SUMMARY BY FUNDING SOURCE

FUNDING SOURCE	OPERATING BUDGET	LOAN PROGRAMS BUDGET	CAPITAL BUDGET	TOTAL BUDGET
FEDERAL RECEIPTS	206,127,200	500,000	149,146,200	355,773,400
GENERAL FUND MATCH	73,290,300			73,290,300
GENERAL FUND	1,843,679,300	260,160,000	337,047,000	2,440,886,300
INTER-AGENCY RECEIPTS	139,432,700		3,450,000	142,882,700
GENERAL OBLIGATION BONDS				
AGRICULTURAL LOAN FUND	655,300			655,300
FICA ADMINISTRATION FUND ACCOUNT	105,500			105,500
FISH AND GAME FUND	6,200,000			6,200,000
HIGHWAY WORKING CAPITAL FUND	18,559,200		19,183,800	37,743,000
INTERNATIONAL AIRPORT REVENUE FUND	23,564,500		5,510,000	29,074,500
PROGRAM RECEIPTS	51,665,200		400,000	52,065,200
PUBLIC EMPLOYEES RETIREMENT FUND	3,332,400		375,000	3,707,400
SCHOOL FUND (CIGARETTE TAX)	2,500,000			2,500,000
SECOND INJURY FUND RESERVE ACCOUNT	2,187,600			2,187,600
DISABLED FISHERMANS RESERVE ACCOUNT	1,473,700			1,473,700
SURPLUS PROPERTY REVOLVING FUND	209,000			209,000
TEACHERS RETIREMENT SYSTEM FUND	2,679,500		375,000	3,054,500
VETERANS REVOLVING LOAN FUND	707,500			707,500
COMMERCIAL FISHING LOAN FUND	187,700			187,700
FEDERAL REVENUE SHARING FUND				
STUDENT FEES, UNIVERSITY OF ALASKA	14,602,300			14,602,300
INDIRECT COST RECOVERY	7,288,400			7,288,400
MARINE/COASTAL PROTECTION FUND				
DEDICATED COMMODITY HANDLING FEE ACCOUNT	148,500			148,500
JUDICIAL RETIREMENT SYSTEM	32,500			32,500
PUBLIC LAW 81-874/GENERAL FUND	12,044,100			12,044,100
NATIONAL GUARD RETIREMENT SYSTEM	26,800			26,800
STUDENT REVOLVING LOAN FUND				
TITLE 20	4,227,100			4,227,100
RESTRICTED RECEIPTS, U OF A	18,971,900			18,971,900
TRAINING AND BUILDING FUND	763,100			763,100
PERMANENT FUND DIVIDEND FUND	198,303,300			198,303,300
UNIVERSITY OF ALASKA REVENUE BONDS				
**** TOTALS ****	\$2,633,004,600	\$260,660,000	\$515,487,000	\$3,409,151,600

TIME AND DATE 15:49 1/11/84

HB 511

PAGE 4

1 * SEC. 17 THE FOLLOWING APPROPRIATION ITEMS ARE FOR
 2 OPERATING EXPENDITURES FROM THE GENERAL FUND OR OTHER
 3 FUNDS AS SET OUT IN THE FISCAL YEAR 1985 BUDGET SUMMARY
 4 BY FUNDING SOURCE TO THE AGENCIES NAMED AND FOR THE
 5 PURPOSES EXPRESSED FOR THE FISCAL YEAR BEGINNING JULY 1,
 6 1984, AND ENDING JUNE 30, 1985, UNLESS OTHERWISE
 7 INDICATED.

		ALLOCATIONS	APPROPRIATION ITEMS	APPROPRIATION FUND SOURCES	
				GENERAL FUND	OTHER FUNDS
10	*****		*****		
11	***** OFFICE OF THE GOVERNOR		*****		
12	*****		*****		
13	GENERAL GOVERNMENT				
14	OFFICE OF THE GOVERNOR		21,987,100	21,897,300	89,800
15	HUMAN RIGHTS COMMISSION	1,329,000			
16	ALASKA WOMENS COMMISSION	320,700			
17	EXECUTIVE OFFICE	5,339,100			
18	CONTINGENCY FUND	750,000			
19	EXECUTIVE MANSION	379,300			
20	ALASKA LANDS USE COUNCIL	250,600			
21	OPERATIONS	7,455,500			
22	LIEUTENANT GOVERNOR	680,200			
23	ELECTIONS	4,743,600			
24	HUMAN RIGHTS DATA/WORD PROCESSING	29,500			
25	EXECUTIVE OFFICE DATA/WORD PROCESSING	83,600			
26	ALASKA LAND USE COUNCIL DATA/WORD PROCESSING	14,000			

1	OFFICE OF THE GOVERNOR (CONT.)				1		
2			ALLOCATION	APPROPRIATION	APPROPRIATION FUND SOURCES	2	
3			ITEMS	GENERAL FUND	OTHER FUNDS	3	
4	LT. GOVERNOR DATA/WORD PROCESSING		7,000			4	
5	OMB DATA/WORD PROCESSING		171,500			5	
6	ELECTIONS DATA/WORD PROCESSING		377,500			6	
7		*****				7	
8		***** DEPARTMENT OF ADMINISTRATION *****				8	
9		*****				9	
10	EDUCATION					10	
11	TEACHER RETIREMENT MATCH					11	
12	TEACHER RETIREMENT MATCH			30,332,100	30,332,100	12	
13	SOCIAL SERVICES					13	
14	LONGEVITY BONUS					14	
15	LONGEVITY BONUS			32,820,900	32,820,900	15	
16	PIONEERS HOMES			21,555,900	19,998,400	1,559,500	16
17	SITKA		4,152,600			17	
18	FAIRBANKS		3,807,400			18	
19	PALMER		3,673,700			19	
20	ANCHORAGE		7,222,500			20	
21	KETCHIKAN		2,487,000			21	
22	CENTRAL OFFICE		212,700			22	
23	OLDER ALASKANS COMMISSION			9,790,100	4,675,900	5,114,200	23
24	ADMINISTRATION		1,144,100			24	
25	GRANTS AND SERVICES		7,586,100			25	

1	DEPARTMENT OF ADMINISTRATION (CONT.)				1		
2			ALLOCATIONS	APPROPRIATION	APPROPRIATION FUND SOURCES	2	
3				ITEMS	GENERAL FUND	OTHER FUNDS	3
4	LONG TERM CARE		1,059,900				4
5	ADMINISTRATION OF JUSTICE						5
6	PUBLIC DEFENDER			5,032,200	5,032,200		6
7	FIRST JUDICIAL DISTRICT		564,500				7
8	SECOND JUDICIAL DISTRICT		526,300				8
9	THIRD JUDICIAL DISTRICT		2,447,100				9
10	FOURTH JUDICIAL DISTRICT		1,279,900				10
11	ADMINISTRATION AND SUPPORT		214,400				11
12	GENERAL GOVERNMENT						12
13	ALASKA PUBLIC OFFICES COMMISSION						13
14	ALASKA PUBLIC OFFICES COMMISSION			591,100	591,100		14
15	DATA AND WORD PROCESSING			1,059,000	1,059,000		15
16	PERSONNEL		148,500				16
17	LABOR RELATIONS		2,600				17
18	FINANCE		736,900				18
19	GENERAL SERVICES		125,200				19
20	TELECOMMUNICATIONS SYSTEMS		17,200				20
21	EQUAL EMPLOYMENT OPPORTUNITY		28,600				21
22	RISK MANAGEMENT						22
23	RISK MANAGEMENT			15,114,400		15,114,400	23
24	INFORMATION RESOURCE MANAGEMENT						24
25	INFORMATION RESOURCE MANAGEMENT			16,566,900	12,360,700	4,206,200	25

1	DEPARTMENT OF ADMINISTRATION (CONT.)				1
2			APPROPRIATION	APPROPRIATION	FUND SOURCES
3		ALLOCATIONS	ITEMS	GENERAL FUND	OTHER FUNDS
4	PUBLIC BROADCASTING COMMISSION				
5	PUBLIC BROADCASTING COMMISSION		7,442,200	7,442,200	
6	RETIREMENT & BENEFITS				
7	RETIREMENT AND BENEFITS		5,579,100	833,300	4,740,800
8	LEASING AND FACILITIES				
9	LEASING AND FACILITIES		37,987,700	37,500,000	487,700
10	EMPLOYEE HOUSING				
11	EMPLOYEE HOUSING		1,753,100	911,600	841,500
12	CENTRALIZED ADMINISTRATIVE SERVICES		23,642,700	20,099,600	3,543,100
13	OFFICE OF THE COMMISSIONER	1,060,500			
14	ADMINISTRATIVE SERVICES	2,188,600			
15	PERSONNEL	2,964,500			
16	LABOR RELATIONS	841,500			
17	FINANCE	1,983,800			
18	PURCHASING	1,345,000			
19	PROPERTY MANAGEMENT	511,200			
20	CENTRAL DUPLICATING AND MAIL	2,217,200			
21	ARCHIVES	779,900			
22	TELECOMMUNICATIONS SYSTEMS	8,274,600			
23	OCCASIONAL USE TRANSPONDER	260,000			
24	TELECOMMUNICATIONS SERVICES	610,400			
25	EQUAL EMPLOYMENT OPPORTUNITY	518,500			

1	DEPARTMENT OF ADMINISTRATION (CONT.)		APPROPRIATION	APPROPRIATION	FUND SOURCES	2
3		ALLOCATIONS	ITEMS	GENERAL FUND	OTHER FUNDS	3
4	LABOR RELATIONS AGENCY	87,000				4
5		*****	*****			5
6		***** DEPARTMENT OF LAW *****				6
7		*****	*****			7
8	PUBLIC PROTECTION					8
9	CONSUMER PROTECTION					9
10	CONSUMER PROTECTION		827,300	827,300		10
11	ADMINISTRATION OF JUSTICE					11
12	PROSECUTION		10,668,100	10,241,600	426,500	12
13	FIRST JUDICIAL DISTRICT	1,088,200				13
14	SECOND JUDICIAL DISTRICT	831,400				14
15	THIRD JUDICIAL DISTRICT	3,792,800				15
16	FOURTH JUDICIAL DISTRICT	1,468,600				16
17	ADMINISTRATION AND SUPPORT	1,052,600				17
18	CRIMINAL APPEALS & SPECIAL PROSECUTION	1,683,200				18
19	PRE TRIAL DIVERSION	751,300				19
20	DATA AND WORD PROCESSING		403,200	339,500	63,700	20
21	PROSECUTION	153,000				21
22	LEGAL SERVICES	250,200				22
23	GENERAL GOVERNMENT					23
24	LEGAL SERVICES		10,702,000	4,997,900	5,704,100	24
25	OPERATIONS	9,074,100				25

1	DEPARTMENT OF LAW (CONT.)		APPROPRIATION	APPROPRIATION	FUND SOURCES	2
3		ALLOCATIONS	ITEMS	GENERAL FUND	OTHER FUNDS	3
4	ADMINISTRATION & SUPPORT	471,300				4
5	SPECIAL OIL AND GAS PROJECTS	1,156,600				5
6		* * * * *	* * * * *			6
7		* * * * * DEPARTMENT OF REVENUE	* * * * *			7
8		* * * * *	* * * * *			8
9	PUBLIC PROTECTION					9
10	ALCOHOLIC BEVERAGE CONTROL BOARD					10
11	ALCOHOLIC BEVERAGE CONTROL BOARD		667,500	667,500		11
12	DEVELOPMENT					12
13	SHARED TAXES		80,741,500	80,741,500		13
14	MUNICIPAL ASSISTANCE	70,500,000				14
15	AMUSEMENT AND GAMING TAX	42,500				15
16	AVIATION FUEL TAX	141,000				16
17	ELECTRIC AND TELEPHONE COOPERATIVE TAX	1,300,000				17
18	LIQUOR LICENSE TAX	900,000				18
19	FISHERIES TAX	7,858,000				19
20	MUNICIPAL BOND BANK AUTHORITY					20
21	MUNICIPAL BOND BANK AUTHORITY		379,400		379,400	21
22	PERMANENT FUND CORPORATION					22
23	PERMANENT FUND CORPORATION		4,577,500		4,577,500	23
24	ALASKA HOUSING FINANCE CORPORATION					24
25	ALASKA HOUSING FINANCE CORPORATION		3,292,200		3,292,200	25

DEPARTMENT OF REVENUE (CONT.)					1	
		ALLOCATIONS	APPROPRIATION ITEMS	APPROPRIATION GENERAL FUND	FUND SOURCES OTHER FUNDS	2
2						3
3						4
4	GENERAL GOVERNMENT					5
5	CHILD SUPPORT ENFORCEMENT					6
6	CHILD SUPPORT ENFORCEMENT		4,468,100	1,301,400	3,166,700	7
7	REVENUE OPERATIONS		14,225,000	11,461,600	2,763,400	8
8	AUDIT	2,284,100				9
9	PETROLEUM REVENUE	1,941,100				10
10	ENFORCEMENT	1,117,000				11
11	PUBLIC SERVICE	1,455,700				12
12	TREASURY MANAGEMENT	4,148,000				13
13	OFFICE OF THE COMMISSIONER	1,287,300				14
14	ADMINISTRATIVE SERVICES	1,391,800				15
15	DATA AND WORD PROCESSING		1,947,500	1,028,300	919,200	16
16	ALCOHOL BEVERAGE CONTROL BOARD	7,800				17
17	AUDIT	70,800				18
18	PETROLEUM REVENUE	180,200				19
19	ENFORCEMENT	35,800				20
20	TREASURY ENFORCEMENT	29,300				21
21	PUBLIC SERVICE	77,600				22
22	CHILD SUPPORT ENFORCEMENT DIVISION	435,000				23
23	ADMINISTRATION AND SUPPORT	422,000				24
24	COMMISSIONER'S OFFICE	78,100				25
25	PFD-ADMINISTRATIVE SERVICES	453,800				

1	DEPARTMENT OF REVENUE (CONT.)		APPROPRIATION	APPROPRIATION	FUND SOURCES	2
3		ALLOCATIONS	ITEMS	GENERAL FUND	OTHER FUNDS	3
4	PFD-PUBLIC SERVICES	127,300				4
5	PFD-ENFORCEMENT	29,300				5
6	REFUNDABLE CREDITS					6
7	POLITICAL CAMPAIGN CONTRIBUTIONS		600,000	600,000		7
8	THE APPROPRIATION FOR POLITICAL CAMPAIGN					8
9	CONTRIBUTIONS LAPSE INTO THE GENERAL FUND JUNE 30, 1988.					9
10	PERMANENT FUND DIVIDEND		197,692,400		197,692,400	10
11	ADMINISTRATIVE SERVICES	766,300				11
12	PUBLIC SERVICES	723,900				12
13	ENFORCEMENT	932,600				13
14	PERMANENT FUND DIVIDEND PAYMENTS	195,269,600				14
15		*****	*****			15
16		*****	DEPARTMENT OF EDUCATION	*****		16
17		*****	*****			17
18	EDUCATION					18
19	K-12 SUPPORT		536,085,700	512,185,700	23,900,000	19
20	FOUNDATION PROGRAM	483,941,800				20
21	FOUNDATION SUPPLEMENTAL SUPPORT	1,175,000				21
22	PUPIL TRANSPORTATION	22,600,000				22
23	STUDENT LUNCH PROGRAM	9,500,000				23
24	CIGARETTE TAX DISTRIBUTION	2,500,000				24
25	TUITION STUDENTS	9,722,800				25

1	DEPARTMENT OF EDUCATION (CONT.)		APPROPRIATION	APPROPRIATION	FUND SOURCES	1
2						2
3		ALLOCATIONS	ITEMS	GENERAL FUND	OTHER FUNDS	3
4	BOARDING HOME GRANTS	500,000				4
5	STATE CONTRACT PROGRAMS	5,546,100				5
6	RURAL SCHOOL VOCATIONAL EDUCATION PROG (RSVP)	600,000				6
7	MANAGEMENT, LAW AND FINANCE		3,101,400	2,022,100	1,079,300	7
8	MANAGEMENT AND MONITORING SERVICE	216,700				8
9	DISTRICT SUPPORT SERVICES	1,120,800				9
10	DEPARTMENT ADMINISTRATIVE SERVICES	821,100				10
11	DEPARTMENT OVERHEAD EXPENSES	515,400				11
12	CIP OVERHEAD AND ASSOCIATED COSTS	427,400				12
13	DATA AND WORD PROCESSING		666,200	599,700	66,500	13
14	VOCATIONAL REHABILITATION	68,600				14
15	CORRESPONDENCE STUDY	66,500				15
16	LIBRARIES AND MUSEUMS	73,200				16
17	ELEMENTARY AND SECONDARY EDUCATION	457,900				17
18	EDUCATION PROGRAM SUPPORT		17,253,400	1,730,800	15,522,600	18
	EXCEPTIONAL CHILDREN	656,300				19
2	SUPPLEMENTAL PROGRAMS	14,782,600				20
21	SCHOOL IMPROVEMENT	1,814,500				21
22	EXECUTIVE ADMINISTRATION		879,500	869,000	10,500	22
23	COMMISSIONER'S OFFICE	712,200				23
24	STATE BOARD OF EDUCATION	167,300				24
25	COMMISSIONS AND BOARDS		5,775,500	5,064,300	711,200	25

1	DEPARTMENT OF EDUCATION (CONT.)				1	
2			APPROPRIATION	APPROPRIATION	FUND SOURCES	2
3		ALLOCATIONS	ITEMS	GENERAL FUND	OTHER FUNDS	3
4	PROFESSIONAL TEACHING PRACTICES COMMISSION	125,700				4
5	ALASKA SCHOOL ACTIVITIES ASSOCIATION	234,700				5
6	ALASKA STATE COUNCIL ON THE ARTS	4,842,600				6
7	ALASKA HISTORICAL COMMISSION	572,500				7
8	EDUCATION DESIGN AND DELIVERY		8,005,900	5,198,200	2,897,700	8
9	RESEARCH, EVALUATION AND INFORMATION	946,600				9
10	EDUCATIONAL TECHNOLOGY AND TELECOMMUNICATIONS	4,391,600				10
11	CORRESPONDENCE STUDY-STATE	2,667,700				11
12	ADULT AND VOCATIONAL EDUCATION		13,962,900	10,238,600	3,694,300	12
13	ADULT BASIC EDUCATION	3,279,800				13
14	COMMUNITY SCHOOLS ADJUSTMENTS	4,075,400				14
15	FIRE SERVICE TRAINING	82,400				15
16	ADULT VOCATIONAL EDUCATION	133,700				16
17	OTHER VOCATIONAL EDUCATION GRANTS	300,000				17
18	CORRECTIONS EDUCATION PROGRAM	861,400				18
19	GRANTS ADMINISTRATION	1,279,500				19
20	YOUTH EMPLOYMENT SERVICES	300,000				20
21	KOTZEBUE TECHNICAL CENTER	1,090,000				21
22	CAREER & VOCATIONAL EDUCATION	2,560,700				22
23	ALASKA VOCATIONAL TECHNICAL CENTER					23
24	OPERATIONS		4,750,800	3,899,300	851,500	24
25	VOCATIONAL REHABILITATION		11,173,000	4,979,700	6,193,300	25

1	DEPARTMENT OF EDUCATION (CONT.)		1	
2		ALLOCATIONS	2	
3		ITEMS	3	
4	GENERAL PROGRAM-SEC.110	7,435,200	4	
5	SPECIALIZED FACILITIES	534,800	5	
6	INDEPENDENT LIVING REHABILITATION	942,000	6	
7	DISABILITY DETERMINATION	2,083,300	7	
8	EMPLOYMENT OF THE HANDICAPPED	177,700	8	
9	ALASKA POSTSECONDARY EDUCATION COMMISSION		9	
10	GENERAL ADMINISTRATION	852,100	10	
11	STUDENT LOAN ADMINISTRATION	2,613,900	11	
12	WICHE-ADMINISTRATION	58,300	12	
13	WICHE - STUDENT EXCHANGE PROGRAM	1,716,300	13	
14	STUDENT INCENTIVE GRANT PROGRAM	190,500	14	
15	DATA AND WORD PROCESSING	146,800	15	
16	ALASKA STATE LIBRARY AND MUSEUMS		16	
17	LIBRARY OPERATIONS	4,395,700	17	
18	MUSEUM OPERATIONS	1,232,300	18	
19	BLUE BOOK	52,400	19	
20	SPECIFIC CULTURAL PROGRAMS	465,000	20	
		5,037,900	4,615,800	422,100
		6,145,400	5,746,100	399,300

1			APPROPRIATION	APPROPRIATION	FUND SOURCES	1
2		ALLOCATIONS	ITEMS	GENERAL FUND	OTHER FUNDS	2
3	*****		*****			3
4	***** DEPARTMENT OF HEALTH & SOCIAL SERVICES		*****			4
5	*****		*****			5
6	SOCIAL SERVICES					6
7	ASSISTANCE PAYMENTS		53,481,800	33,787,900	19,693,900	7
8	AID TO FAMILIES WITH DEPENDENT CHILDREN	39,387,800				8
9	GENERAL RELIEF	537,000				9
10	ADULT PUBLIC ASSISTANCE	13,557,000				10
11	PERMANENT FUND DIVIDEND HOLD HARMLESS		4,253,900		4,253,900	11
12	ENERGY ASSISTANCE PROGRAM		6,747,500		6,747,500	12
13	MEDICAL ASSISTANCE		75,604,000	45,599,100	30,004,900	13
14	CATASTROPHIC ILLNESS	2,312,600				14
15	MEDICAID	63,031,900				15
16	GENERAL RELIEF-MEDICAL	10,259,500				16
17	PUBLIC ASSISTANCE ADMINISTRATION		13,584,300	7,799,000	5,785,300	17
18	ADMINISTRATION	2,367,800				18
19	QUALITY CONTROL	730,600				19
20	STAFF DEVELOPMENT	339,400				20
21	ELIGIBILITY DETERMINATION	9,749,600				21
22	MEDICAL CARE ADVISORY COMMITTEE	53,200				22
23	CERTIFICATION & LICENSING	343,700				23
24	RATE COMMISSION MEDICAL		382,600	196,400	186,200	24
25	SOCIAL SERVICES		45,890,000	44,732,700	1,157,300	25

1	DEPARTMENT OF HEALTH & SOCIAL SERVICES (CONT.)		1			
2						
3		ALLOCATIONS	APPROPRIATION			
4			ITEMS			
5			GENERAL FUND			
6			OTHER FUNDS			
7			FUND SOURCES			
8						
4	DIRECT SERVICE DELIVERY	9,839,800		4		
5	PURCHASED SERVICES	6,913,400		5		
6	JUVENILE CUSTODY	16,264,300		6		
7	WORK INCENTIVE	659,500		7		
8	YOUTH SERVICES	12,213,000		8		
9	SOCIAL SERVICES BLOCK GRANT OFFSET		-4,227,100	4,227,100	9	
10	MANIILAQ		2,739,400	2,739,400	10	
11	ELIGIBILITY DETERMINATION & STAFF DEVELOPMENT	186,500			11	
12	SOCIAL SERVICES	1,061,500			12	
13	PUBLIC HEALTH SERVICES	754,600			13	
14	ALCOHOLISM AND DRUG ABUSE SERVICES	575,700			14	
15	MENTAL HEALTH SERVICES	161,100			15	
16	HEALTH				16	
17	STATE HEALTH SERVICES		23,624,800	17,430,000	6,194,800	17
18	PATIENT SERVICES	18,609,900				18
19	LAB SERVICES	2,290,700				19
20	ADMINISTRATIVE SERVICES	2,724,200				20
21	HEALTH GRANTS		7,394,500	7,063,800	330,700	21
22	INFANT LEARNING GRANTS	2,091,000				22
23	COMMUNITY HEALTH GRANTS	3,803,100				23
24	EMERGENCY MEDICAL SERVICES	1,500,400				24
25	ALCOHOL AND DRUG ABUSE SERVICES		14,464,300	12,959,900	1,504,400	25

1	DEPARTMENT OF HEALTH & SOCIAL SERVICES (CONT.)				1
2			APPROPRIATION	APPROPRIATION	FUND SOURCES
3		ALLOCATIONS	ITEMS	GENERAL FUND	OTHER FUNDS
4	ADMINISTRATION	1,415,800			
5	DRUG ABUSE GRANTS	1,550,000			
6	ALCOHOL ABUSE GRANTS	11,498,500			
7	MENTAL HEALTH SERVICES		21,152,100	19,944,100	1,208,000
8	ALASKA PSYCHIATRIC INSTITUTE	13,979,900			
9	REGIONAL ADMINISTRATION	2,051,400			
10	COMMUNITY MENTAL HEALTH GRANTS	5,120,800			
11	DEVELOPMENTAL DISABILITIES SERVICES		12,706,500	10,382,100	2,324,400
12	HARBORVIEW DEVELOPMENT CENTER	7,719,900			
13	COMMUNITY DEVELOPMENTAL DISABILITIES SERVICE	4,986,600			
14	GOVERNORS COUNCIL/HANDICAPPED & GIFTED		236,600		236,600
15	MENTAL HEALTH ADMINISTRATION		1,021,800	1,021,800	
16	DATA AND WORD PROCESSING		3,528,200	2,358,800	1,169,400
17	PUBLIC ASSISTANCE SERVICES	2,416,300			
18	PUBLIC HEALTH SERVICES	77,000			
19	MENTAL HEALTH SERVICES	123,000			
20	FAMILY AND YOUTH SERVICES	263,100			
21	ALCOHOLISM & DRUG ABUSE SERVICES	64,500			
22	DHSS ADMINISTRATIVE SERVICES	584,300			
23	DHSS ADMINISTRATIVE SERVICES		4,523,400	4,272,600	250,800
24	COMMISSIONER'S OFFICE	2,258,000			
25	PERSONNEL AND PAYROLL	505,400			

1	DEPARTMENT OF HEALTH & SOCIAL SERVICES (CONT.)		APPROPRIATION	APPROPRIATION	FUND SOURCES	2
3		ALLOCATIONS	ITEMS	GENERAL FUND	OTHER FUNDS	3
4	BUDGET AND FINANCE	1,760,000				4
5	PLANNING, POLICY AND PROGRAM EVALUATION		1,356,900	990,900	366,000	5
6	PLANNING DEVELOPMENT AND VITAL STATISTICS	1,287,700				6
7	OVERHEAD AND ASSOCIATED COSTS CIP	69,200				7
8		*****	*****			8
9		***** DEPARTMENT OF LABOR *****				9
10		*****	*****			10
11	SOCIAL SERVICES					11
12			33,655,100	4,032,300	29,622,800	12
13	EMPLOYMENT SERVICES	10,023,800				13
14	UNEMPLOYMENT INSURANCE	13,194,000				14
15	UNEMPLOYMENT INSURANCE INVESTIGATION	530,500				15
16	DIRECTORS OFFICE	281,300				16
17	WORKERS INCENTIVE (WIN)	1,339,400				17
18	DATA PROCESSING	3,020,800				18
19	COMMISSIONER'S OFFICE	1,099,900				19
20	MANAGEMENT SERVICES	2,024,100				20
21	SPECIAL SERVICES	2,141,300				21
22	PUBLIC PROTECTION					22
23			12,439,100	7,177,500	5,261,600	23
24	OCCUPATIONAL SAFETY AND HEALTH	2,617,300				24
25	FISHERMENS FUND	1,473,700				25

1	DEPARTMENT OF LABOR (CONT.)				1
2			APPROPRIATION	APPROPRIATION	FUND SOURCES
3		ALLOCATIONS	ITEMS	GENERAL FUND	OTHER FUNDS
4	WORKERS' COMPENSATION ADMINISTRATION	2,938,500			
5	SECOND INJURY FUND	2,581,400			
6	WAGE AND HOUR ADMINISTRATION	1,454,000			
7	MECHANICAL INSPECTION	1,374,200			
8		* * * * *	* * * * *		
9		* * * * * DEPARTMENT OF COMMERCE & ECONOMIC DEVELOPMENT	* * * * *		
10		* * * * *	* * * * *		
11	PUBLIC PROTECTION				
12	MEASUREMENT STANDARDS				
13	MEASUREMENT STANDARDS		2,028,700	2,028,700	
14	BANKING SECURITIES & CORPORATIONS		1,251,000	1,136,000	115,000
15	CORPORATIONS	253,100			
16	FINANCIAL INSTITUTIONS	997,900			
17	INSURANCE				
18	INSURANCE		1,038,900	1,038,900	
19	OCCUPATIONAL LICENSING		1,579,900	1,579,900	
20	ADMINISTRATION	904,200			
21	LICENSING BOARDS	95,000			
22	INVESTIGATIONS	580,700			
23	COMMISSIONER & ADMINISTRATIVE SERVICES				
24	COMMISSIONER & ADMINISTRATIVE SERVICES		2,116,900	2,090,900	26,000
25	DATA AND WORD PROCESSING				
26	DATA AND WORD PROCESSING		322,300	243,700	78,600

1	DEPARTMENT OF COMMERCE & ECONOMIC DEVELOPMENT (CONT.)				1
2			ALLOCATIONS	APPROPRIATION	APPROPRIATION: FUND SOURCES
3				ITEMS	GENERAL FUND OTHER FUNDS
4	ALASKA TRANSPORTATION COMMISSION				
5	ALASKA TRANSPORTATION COMMISSION			1,496,400	1,496,400
6	ALASKA PUBLIC UTILITIES COMMISSION				
7	ALASKA PUBLIC UTILITIES COMMISSION			3,958,800	2,973,800 985,000
8	REAL ESTATE COMMISSION				
9	REAL ESTATE COMMISSION			427,400	322,400 105,000
10	OIL AND GAS CONSERVATION COMMISSION				
11	OIL AND GAS CONSERVATION COMMISSION			2,159,400	2,159,400
12	DEVELOPMENT				
13	ALASKA POWER AUTHORITY			17,225,700	8,706,800 8,518,900
14	ADMINISTRATION	1,553,500			
15	POWER COST ASSISTANCE	7,153,300			
16	PLANT OPERATION & MAINTENANCE	5,469,000			
17	PROJECT POSITIONS/ASSOCIATED COSTS	3,049,900			
18	ECONOMIC DEVELOPMENT ADVOCATES			3,082,200	2,661,600 420,600
19	ENTERPRISE	761,600			
20	MINERALS DEVELOPMENT	382,200			
21	COMMERCIAL FISHERIES DEVELOPMENT	371,300			
22	INTERNATIONAL TRADE	543,500			
23	ENERGY	519,700			
24	OFFICE OF AGRICULTURE & FORESTRY	313,300			
25	OFFICE OF AGRICULTURE & FORESTRY CIP OVERHEAD	190,600			

1	DEPARTMENT OF COMMERCE & ECONOMIC DEVELOPMENT (CONT.)				1
2			APPROPRIATION	APPROPRIATION	FUND SOURCES
3		ALLOCATIONS	ITEMS	GENERAL FUND	OTHER FUNDS
4	FINANCE AND ECONOMICS				
5	FINANCE AND ECONOMICS		721,000	661,600	59,400
6	INVESTMENTS AND COLLECTIONS		2,668,800	1,852,200	816,600
7	INVESTMENTS	1,236,400			
8	ACCOUNTING AND COLLECTIONS	1,432,400			
9	VETERANS' SERVICES				
10	VETERANS' SERVICES		442,100	442,100	
11	FISHERIES ENHANCEMENT TAX RECEIPTS				
12	FISHERIES ENHANCEMENT TAX RECEIPTS		2,097,300	2,097,300	
13	TOURISM				
14	TOURISM		7,218,700	7,218,700	
15	ALASKA INDUSTRIAL DEVELOPMENT AUTHORITY		1,749,300		1,749,300
16	ALASKA SEAFOOD MARKETING INSTITUTE		3,813,400	2,713,400	1,040,000
17		*****			
18		***** DEPARTMENT OF MILITARY AFFAIRS *****			
19		*****			
20	PUBLIC PROTECTION				
21	SEARCH AND RESCUE - CIVIL AIR PATROL		712,100	712,100	
22	DISASTER PLANNING AND CONTROL		1,711,100	682,000	1,029,100
23	CIVIL PREPAREDNESS	867,000			
24	FLOOD CONTROL	24,000			
25	RESERVIST PROGRAM	13,000			

1	DEPARTMENT OF MILITARY AFFAIRS (CONT.)				1
2			APPROPRIATION	APPROPRIATION	FUND SOURCES
3		ALLOCATIONS	ITEMS	GENERAL FUND	OTHER FUNDS
4	HANDICAPPED PREPAREDNESS	3,000			
5	CITY PARTICIPATION	154,000			
6	RADIOLOGICAL DEFENSE PLAN	81,000			
7	RADIOLOGICAL PROGRAM	76,400			
8	NUCLEAR CIVIL PREPAREDNESS PLANNING	81,700			
9	TRAINING	185,900			
10	SHELTER SURVEY	83,300			
11	DISASTER RELIEF ACT	50,000			
12	TSUNAMI PLANNING	91,800			
13	ALASKA NATIONAL GUARD		6,541,000	3,138,700	3,402,300
14	OFFICE OF ADJUTANT GENERAL	1,466,300			
15	FACILITIES MAINTENANCE/ARMY	4,021,100			
16	AIR TRAINING SUPPORT	1,046,300			
17	ALASKA MILITARY ACADEMY	7,300			
18	ALASKA NATIONAL GUARD BENEFITS		1,942,500	1,942,500	
19	RETENTION BENEFITS	603,500			
20	RETIREMENT BENEFITS	1,339,000			
21	DATA AND WORD PROCESSING		42,100	42,100	
22	CIVIL PREPAREDNESS	2,900			
23	OFFICE OF ADJUTANT GENERAL	24,400			
24	FACILITIES MAINTENANCE/ARMY	4,800			
25	AIR TRAINING SUPPORT	10,000			

1			APPROPRIATION	APPROPRIATION	FUND SOURCE	1
2		ALLOCATIONS	ITEMS	GENERAL FUND	OTHER FUNDS	2
3	* * * * *		* * * * *			3
4	* * * * DEPARTMENT OF NATURAL RESOURCES * * * * *					4
5	* * * * *		* * * * *			5
6	NATURAL RESOURCE MANAGEMENT					6
7	MANAGEMENT		3,301,100	3,301,100		7
8	COMMISSIONER'S OFFICE	1,402,000				8
9	ADMINISTRATIVE SERVICES	1,899,100				9
10	INFORMATION/RECORDS MANAGEMENT		7,544,200	7,059,300	484,900	10
11	INFORMATION/RECORDS MGMT	7,059,300				11
12	DIRECT CHARGE CIP	484,900				12
13	DATA AND WORD PROCESSING					13
14	DATA AND WORD PROCESSING		2,590,800	2,590,800		14
15	LAND & WATER MANAGEMENT		13,359,900	12,906,200	453,700	15
16	LAND/WATER PUBLIC USE	9,194,600				16
17	LAND CONVEYANCES	2,993,900				17
18	MATERIALS/WATER RESOURCES INVENTORY	1,171,400				18
19	FOREST MANAGEMENT					19
20	FOREST MANAGEMENT		10,560,500	9,962,500	598,000	20
21	MINERALS/ENERGY MANAGEMENT		8,296,400	5,757,000	2,539,400	21
22	PRE-SALE ANALYSIS	1,582,200				22
23	PETROLEUM MANAGEMENT	3,120,300				23
24	MINERALS MANAGEMENT	3,593,900				24
25	RESOURCE INVENTORY/GEOLOGICAL INVESTIGATIONS					25
26	RESOURCE INVENTORY/GEOLOGICAL INVESTIGATIONS		6,814,700	6,492,100	322,600	26

1	DEPARTMENT OF NATURAL RESOURCES (CONT.)		APPROPRIATION	APPROPRIATION	FUND SOURCES	2
2						
3		ALLOCATIONS	ITEMS	GENERAL FUND	OTHER FUNDS	3
4	PARKS AND RECREATION MANAGEMENT		8,067,400	6,170,200	1,897,200	4
5	HISTORIC RESOURCE MANAGEMENT	418,100				5
6	PARKS MANAGEMENT	6,029,100				6
7	DIRECT CHARGE/OVERHEAD CIP	1,620,200				7
8	AGRICULTURAL MANAGEMENT					8
9	AGRICULTURAL MANAGEMENT		2,734,000	2,124,200	659,800	9
10	COMMISSIONS					10
11	COMMISSIONS		295,500	295,500		11
12		* * * * *	* * * * *			12
13		* * * * * DEPARTMENT OF FISH & GAME * * * * *				13
14		* * * * *	* * * * *			14
15	NATURAL RESOURCE MANAGEMENT					15
16	COMMERCIAL FISHERIES		20,099,100	18,000,100	2,099,000	16
17	COMMERCIAL FISHERIES	19,194,100				17
18	SPECIAL PROJECTS	905,000				18
19	SPORT FISHERIES		11,364,500	644,500	10,720,000	19
20	SPORT FISHERIES	6,364,500				20
21	SPECIAL PROJECTS	5,000,000				21
22	F.R.E.D.		14,656,600	14,149,600	507,000	22
23	F.R.E.D.	14,189,600				23
24	SPECIAL PROJECTS	289,000				24
25	CAPITAL IMPROVEMENT POSITION COSTS	178,000				25

1	DEPARTMENT OF FISH & GAME (CONT.)		APPROPRIATION	APPROPRIATION	FUND SOURCES	2
3		ALLOCATIONS	ITEMS	GENERAL FUND	OTHER FUNDS	3
4	VESSELS		1,854,700	1,854,700		4
5	COMMERCIAL FISHERIES ENTRY COMMISSION		2,220,500	2,120,500	100,000	5
6	DATA PROCESSING	542,900				6
7	PROGRAM ADMINISTRATION	1,677,600				7
8	GAME		12,578,800	2,823,900	9,754,900	8
9	GAME	10,740,600				9
10	SPECIAL PROJECTS	1,816,200				10
11	CAPITAL IMPROVEMENT POSITION COSTS	22,000				11
12	ADMINISTRATION AND SUPPORT		5,116,000	4,834,000	280,000	12
13	OFFICE OF THE COMMISSIONER	1,089,100				13
14	PUBLIC COMMUNICATIONS	743,300				14
15	ADMINISTRATIVE SERVICES	3,281,600				15
16	BOARDS OF FISHERIES AND GAME					16
17	BOARDS OF FISHERIES AND GAME		1,312,300	813,500	498,800	17
18	SUBSISTENCE		3,211,800	2,399,200	812,600	18
19	SUBSISTENCE	2,899,200				19
20	SPECIAL PROJECTS	312,600				20
21	HABITAT		5,768,500	2,752,800	3,015,700	21
22	HABITAT	2,752,800				22
23	SPECIAL PROJECTS	313,000				23
24	CAPITAL IMPROVEMENT POSITION COSTS	2,702,700				24
25	DATA AND WORD PROCESSING		2,453,300	2,165,000	288,300	25

1	DEPARTMENT OF FISH & GAME (CONT.)		APPROPRIATION	APPROPRIATION	FUND SOURCES	2
2						
3		ALLOCATIONS	ITEMS	GENERAL FUND	OTHER FUNDS	3
4	COMMERCIAL FISHERIES	589,500				4
5	SPORT FISHERIES	377,200				5
6	F.R.E.D.	279,200				6
7	GAME	462,900				7
8	ADMINISTRATION AND SUPPORT	296,000				8
9	SUBSISTENCE	282,700				9
10	HABITAT	165,800				10
11		*****	*****			11
12		***** DEPARTMENT OF PUBLIC SAFETY *****				12
13		*****	*****			13
14	NATURAL RESOURCE MANAGEMENT					14
15	FISH & WILDLIFE PROTECTION		13,740,400	13,740,400		15
16	ENFORCEMENT & INVESTIGATIVE SERVICES UNIT	9,320,900				16
17	DIRECTOR'S OFFICE	318,800				17
18	AIRCRAFT SECTION	1,014,900				18
19	MARINE ENFORCEMENT	3,077,800				19
20	PUBLIC PROTECTION					20
21	FIRE PREVENTION					21
22	FIRE PREVENTION		1,260,500	1,000,500	260,000	22
23	HIGHWAY SAFETY PLANNING AGENCY					23
24	HIGHWAY SAFETY PLANNING AGENCY		1,792,400	337,400	1,455,000	24
25	MOTOR VEHICLES		6,052,000	5,630,900	421,100	25

1	DEPARTMENT OF PUBLIC SAFETY (CONT.)		APPROPRIATION	APPROPRIATION	FUND SOURCES	2
3		ALLOCATIONS	ITEMS	GENERAL FUND	OTHER FUNDS	3
4	DRIVER SERVICES	904,300				4
5	VEHICLE SERVICES	369,600				5
6	FIELD SERVICES	4,102,300				6
7	ADMINISTRATION	675,300				7
8	ADMINISTRATION OF JUSTICE					8
9	ALASKA STATE TROOPERS		35,498,000	35,392,000	106,000	9
10	DETACHMENTS & CRIMINAL INVESTIGATIONS BUREAU	24,718,500				10
11	NARCOTICS UNIT	2,528,700				11
12	DIRECTOR'S OFFICE	912,800				12
13	LABORATORY SERVICES	979,600				13
14	CENTRAL COMMUNICATIONS	1,196,700				14
15	COMMUNITY SERVICES	136,800				15
16	JUDICIAL SERVICES	3,372,700				16
17	PRISONER TRANSPORTATION	850,000				17
18	SEARCH AND RESCUE	269,900				18
19	BUILDING SECURITY	532,300				19
20	VILLAGE PUBLIC SAFETY OFFICER PROGRAM		6,135,000	6,135,000		20
21	CONTRACTS	3,675,000				21
22	SUPPORT	2,200,000				22
23	ADMINISTRATOR	260,000				23
24	ALASKA POLICE STANDARDS COUNCIL		354,300	354,300		24
25	ALASKA POLICE STANDARDS COUNCIL	354,300				25
26	VIOLENT CRIMES COMPENSATION BOARD		732,900	732,900		26

1 DEPARTMENT OF PUBLIC SAFETY (CONT.)			APPROPRIATION	APPROPRIATION FUND SOURCES		
		ALLOCATIONS	ITEMS	GENERAL FUND	OTHER FUNDS	
2						2
3						3
4	VIOLENT CRIMES COMPENSATION BOARD	732,900				4
5	DOMESTIC VIOLENCE AND SEXUAL ASSAULT		4,547,400	4,547,400		5
6	DOMESTIC VIOLENCE AND SEXUAL ASSAULT	4,547,400				6
7	ADMINISTRATION		9,061,000	8,962,000	99,000	7
8	CONTRACT JAILS	3,376,000				8
9	COMMISSIONER'S OFFICE	605,400				9
10	TRAINING ACADEMY	1,573,100				10
11	ADMINISTRATIVE SERVICES	2,132,500				11
12	DATA AND WORD PROCESSING	1,374,000				12
13	* * * * *		* * * * *			13
14	* * * * * DEPARTMENT OF TRANSPORTATION/PUBLIC FACILITIES * * * * *					14
15	* * * * *		* * * * *			15
16	TRANSPORTATION					16
17	OFFICE OF THE COMMISSIONER		986,600	920,900	65,700	17
18	COMMISSIONER'S OFFICE	979,700				18
19	DATA AND WORD PROCESSING	6,900				19
20	SNOW AND ICE REMOVAL CONTINGENCY FUND					20
21	SNOW AND ICE REMOVAL CONTINGENCY FUND		1,000,000	1,000,000		21
22	THIS APPROPRIATION FOR OPERATING COSTS FOR SNOW AND ICE					22
23	REMOVAL MAY BE REALLOCATED AMONG THE REGIONS AS REQUIRED.					23
24	ALASKA RAILROAD					24
25	ALASKA RAILROAD		304,100		304,100	25
26	STATEWIDE SUPPORT SERVICES		15,263,700	10,260,500	5,003,200	26

1	DEPARTMENT OF TRANSPORTATION/PUBLIC FACILITIES (CONT.)		APPROPRIATION	APPROPRIATION	FUND SOURCES	2
3		ALLOCATIONS	ITEMS	GENERAL FUND	OTHER FUNDS	3
4	INTERNAL REVIEW	631,800				4
5	INTERNAL REVIEW DATA AND WORD PROCESSING	6,400				5
6	ADMINISTRATIVE SERVICES	3,265,500				6
7	ADMIN SERVICES DATA & WORD PROCESSING	82,800				7
8	STATE EQUIPMENT FLEET	308,300				8
9	INFORMATION SYSTEMS	2,482,300				9
10	PLANNING	1,937,000				10
11	PLANNING DATA AND WORD PROCESSING	155,000				11
12	STANDARDS AND TECHNICAL SERVICES	2,974,000				12
13	TECHNICAL SERVICES DATA AND WORD PROCESSING	35,000				13
14	CIP PROGRAM	3,325,600				14
15	CENTRAL REGION		71,745,000	39,465,200	32,279,800	15
16	MAJOR PROJECTS DEVELOPMENT	210,600				16
17	MAJOR PROJECTS DATA AND WORD PROCESSING	24,000				17
18	ADMINISTRATIVE SERVICES	2,343,900				18
19	STATE EQUIPMENT FLEET	6,156,500				19
20	ADMIN SERVICES DATA AND WORD PROCESSING	24,900				20
21	AIRPORT LEASING	648,100				21
22	PLANNING	2,452,000				22
23	PLANNING DATA AND WORD PROCESSING	44,900				23
24	D & C ENGINEERING MANAGEMENT	5,188,900				24
25	D & C DATA AND WORD PROCESSING	108,800				25

1	DEPARTMENT OF TRANSPORTATION/PUBLIC FACILITIES (CONT.)				1
2			APPROPRIATION	APPROPRIATION	FUND SOURCES
3		ALLOCATIONS	ITEMS	GENERAL FUND	OTHER FUNDS
4	D & C CIP PROGRAM	22,005,700			
5	M & O HIGHWAYS AND AVIATION	27,238,300			
6	M & O TRAFFIC SIGNAL MANAGEMENT	741,000			
7	M & O FACILITIES	3,228,700			
8	M & O ADMINISTRATION	1,325,600			
9	M & O DATA AND WORD PROCESSING	3,100			
10	ANCHORAGE INTERNATIONAL AIRPORT		15,719,700		15,719,700
11	FIELD MAINTENANCE	2,707,700			
12	BUILDING MAINTENANCE	3,267,500			
13	SECURITY	3,513,600			
14	CUSTODIAL	2,822,400			
15	EQUIPMENT	1,112,100			
16	ADMINISTRATION	2,278,600			
17	DATA AND WORD PROCESSING	17,800			
18	NORTHERN REGION		81,571,900	48,251,600	33,320,300
19	INTERIOR DISTRICT ADMINISTRATIVE SERVICES	2,006,700			
20	INTERIOR DISTRICT STATE EQUIPMENT FLEET	6,851,100			
21	WESTERN DISTRICT ADMINISTRATIVE SERVICES	334,500			
22	WESTERN DISTRICT STATE EQUIPMENT FLEET	925,800			
23	SOUTHCENTRAL DISTRICT ADMINISTRATIVE SERVICES	449,300			
24	SOUTHCENTRAL DISTRICT STATE EQUIPMENT FLEET	2,312,200			
25	ADMIN SERVICES DATA AND WORD PROCESSING	185,600			

1	DEPARTMENT OF TRANSPORTATION/PUBLIC FACILITIES (CONT.)		1
2		APPROPRIATION	APPROPRIATION FJND SOURCES
3		ITEMS	GENERAL FUND OTHER FUNDS
4	PLANNING	1,280,200	
5	PLANNING DATA AND WORD PROCESSING	500	
6	PLANNING RESEARCH	1,119,500	
7	D & C ENGINEERING MANAGEMENT	3,168,500	
8	D & C DATA AND WORD PROCESSING	205,000	
9	D & C CIP PROGRA'	20,504,100	
10	INTERIOR DISTRICT M & O HIGHWAYS AND AVIATION	21,708,800	
11	INTERIOR DISTRICT M & O FACILITIES	4,471,000	
12	INTERIOR DISTRICT M & O ADMINISTRATION	1,026,700	
13	WESTERN DISTRICT M & O AIRPORTS	2,094,200	
14	WESTERN DISTRICT M & O HIGHWAYS	1,873,000	
15	WESTERN DISTRICT M & O FACILITIES	692,500	
16	WESTERN DISTRICT M & O ADMINISTRATION	330,200	
17	WESTERN DISTRICT M & O DATA & WORD PROCESSING	5,000	
18	SOUTHCENTRAL DISTRICT M & O AIRPORTS	537,300	
19	SOUTHCENTRAL DISTRICT M & O HIGHWAYS	6,518,800	
20	SOUTHCENTRAL DISTRICT M & O FACILITIES	2,538,800	
21	SOUTHCENTRAL DISTRICT M & O ADMINISTRATION	432,600	
22	FAIRBANKS INTERNATIONAL AIRPORT		6,778,800
23	FIELD MAINTENANCE	1,475,200	
24	BUILDING MAINTENANCE	1,207,000	
25	SECURITY	3,021,100	

1	DEPARTMENT OF TRANSPORTATION/PUBLIC FACILITIES (CONT.)		APPROPRIATION	APPROPRIATION	FUND SOURCES	2
3		ALLOCATIONS	ITEMS	GENERAL FUND	OTHER FUNDS	3
4	CUSTODIAL	506,100				4
5	ADMINISTRATIVE	569,400				5
6	SOUTHEAST REGION		27,401,800	16,912,300	10,489,500	6
7	ADMINISTRATIVE SERVICES	1,341,400				7
8	ADMIN SERVICES DATA AND WORD PROCESSING	9,800				8
9	STATE EQUIPMENT FLEET	1,937,700				9
10	PLANNING	741,300				10
11	PLANNING DATA AND WORD PROCESSING	22,100				11
12	D & C ENGINEERING MANAGEMENT	2,295,600				12
13	D & C DATA AND WORD PROCESSING	100,500				13
14	D & C CIP PROGRAM	8,301,700				14
15	M & O HIGHWAYS AND AVIATION	7,769,500				15
16	M & O FACILITIES	4,544,900				16
17	M & O ADMINISTRATION	337,300				17
18	MARINE TRANSPORTATION		66,059,600	64,261,100	1,798,500	18
19	ADMINISTRATION	2,369,400				19
20	MARINE ENGINEERING MANAGEMENT	425,600				20
21	MARINE ENGINEERING CIP	1,128,400				21
22	SALES & SERVICES SOUTHEAST SHORE FACILITIES	2,271,300				22
23	SALES & SERVICES SOUTHWEST SHORE FACILITIES	666,600				23
24	SALES AND SERVICE MANAGEMENT	916,700				24
25	SALES & SERVICES DATA AND WORD PROCESSING	178,200				25

1	DEPARTMENT OF TRANSPORTATION/PUBLIC FACILITIES (CONT.)				1		
2			ALLOCATIONS	APPROPRIATION	APPROPRIATION FUND SOURCES	2	
3				ITEMS	GENERAL FUND	OTHER FUNDS	3
4	SOUTHEAST VESSEL OPERATIONS AND OVERHAUL		48,073,000				4
5	SOUTHWEST VESSEL OPERATIONS AND OVERHAUL		9,428,700				5
6	OPERATIONS MANAGEMENT		601,300				6
7	*****			*****			7
8	***** DEPARTMENT OF ENVIRONMENTAL CONSERVATION			*****			8
9	*****			*****			9
10	NATURAL RESOURCE MANAGEMENT						10
11	DEPARTMENT OF ENVIRONMENTAL CONSERVATION			15,437,600	12,107,700	3,329,900	11
12	OFFICE OF THE COMMISSIONER		760,300				12
13	ADMINISTRATIVE SERVICES		671,500				13
14	OPERATIONS		1,281,900				14
15	CIP OVERHEAD POSITIONS		391,500				15
16	ENVIRONMENTAL QUALITY OPERATIONS DIRECTOR		338,000				16
17	MONITORING & LABORATORY SUPPORT		892,300				17
18	SOUTHEAST REGION		1,096,700				18
19	SOUTHCENTRAL REGION		2,089,900				19
20	NORTHERN REGION		2,086,400				20
21	ENVIRONMENT'L QUALITY MANAGEMENT DIRECTOR		438,600				21
22	AIR AND SOLID WASTE		1,499,200				22
23	WATER QUALITY MANAGEMENT		1,214,800				23
24	DATA AND WORD PROCESSING		329,900				24
25	SEAFOOD & ANIMAL ADMINISTRATION		140,400				25

1	DEPARTMENT OF ENVIRONMENTAL CONSERVATION (CONT.)		APPROPRIATION	APPROPRIATION	FUND SOURCES	2
3		ALLOCATIONS	ITEMS	GENERAL FUND	OTHER FUNDS	3
4	ANIMAL INDUSTRY	756,600				4
5	SEAFOOD INDUSTRY	1,449,600				5
6		*****	*****			6
7		***** DEPARTMENT OF COMMUNITY & REGIONAL AFFAIRS	*****			7
8		*****	*****			8
9	SOCIAL SERVICES					9
10	SENIOR CITIZENS TAX RELIEF		2,515,200	2,515,200		10
11	PROPERTY TAX EXEMPTION	2,158,600				11
12	RENTERS EQUIVALENCY REBATE	208,700				12
13	WATER & SEWER ASSESSMENTS	30,000				13
14	MOTOR VEHICLE EXEMPTION	117,900				14
15	CHILD ASSISTANCE		14,469,400	14,469,400		15
16	CHILD CARE	11,701,400				16
17	HEAD START GRANTS	2,768,000				17
18	JOBS TRAINING PARTNERSHIP ACT		9,131,700	1,148,100	7,983,600	18
19	STATEWIDE TRAINING AND EMPLOYMENT PROGRAM	2,752,500				19
20	YOUTH PROGRAMS	1,808,500				20
21	GOVERNOR'S TRAINING PROGRAM	3,670,700				21
22	CHALLENGE GRANTS	400,000				22
23	DISLOCATED WORKERS	500,000				23
24	DISPLACED HOMEMAKERS		609,600	609,600		24
25	DISPLACED HOMEMAKERS	609,600				25

1	DEPARTMENT OF COMMUNITY & REGIONAL AFFAIRS (CONT.)				1
2			APPROPRIATION	APPROPRIATION	FUND SOURCES
3		ALLOCATIONS	ITEMS	GENERAL FUND	OTHER FUNDS
4	DEVELOPMENT				
5	COMMUNITY ASSISTANCE GRANTS		61,567,500	58,679,000	2,888,500
6	MUNICIPAL REVENUE SHARING	57,850,000			
7	AGRICULTURAL LAND EXEMPTION	150,000			
8	NATIONAL FOREST RECEIPTS	2,888,500			
9	ORGANIZATIONAL GRANTS	30,100			
10	COMMUNITY LEGAL ASSISTANCE GRANTS	48,900			
11	BULK FUEL GRANTS	600,000			
12	COMMUNITY ASSISTANCE/ADMINISTRATION		14,890,900	12,058,000	2,832,900
13	TRAINING, DEVELOPMENT, & RURAL DEV. ASSISTANCE	5,904,500			
14	ENERGY CONSERVATION	2,831,200			
15	WEATHERIZATION CIP	869,500			
16	INSTITUTIONAL BUILDING CONSERVATION CIP	141,000			
17	STATEWIDE ASSISTANCE AND ENTITLEMENT	2,182,900			
18	PLAN OF SURVEY	651,200			
19	MUNICIPAL LANDS TRUSTEE	235,500			
20	OFFICE OF THE COMMISSIONER	705,100			
21	ADMINISTRATIVE SERVICES	1,077,700			
22	DATA AND WORD PROCESSING BRU	242,300			
23	COMMUNITY BLOCK GRANTS		2,304,000		2,304,000
24	COMMUNITY BLOCK GRANTS	2,304,000			
25	HOUSING ASSISTANCE		2,703,600	1,850,100	853,500

1	DEPARTMENT OF COMMUNITY & REGIONAL AFFAIRS (CONT.)				1
2			APPROPRIATION	APPROPRIATION	FUND SOURCES
3		ALLOCATIONS	ITEMS	GENERAL FUND	OTHER FUNDS
4	HOUSING LOAN ADMINISTRATION	2,636,000			
5	GRANTS, DEMONSTRATIONS, & INFORMATION SYSTEMS	97,600			
6	*****		*****		
7	***** DEPARTMENT OF CORRECTIONS *****				
8	*****		*****		
9	ADMINISTRATION OF JUSTICE				
10	ADMINISTRATION AND SUPPORT		14,731,300	14,469,100	262,200
11	COMMISSIONER'S OFFICE	721,400			
12	PAROLE BOARD	334,900			
13	FACILITY-CAPITAL IMPROVEMENT UNIT	262,200			
14	ADMINISTRATIVE SERVICES	1,642,900			
15	STATEWIDE PROGRAMS	4,675,200			
16	CORRECTIONAL INDUSTRIES ADMINISTRATION	480,400			
17	CORRECTIONAL INDUSTRIES PRODUCT COST	283,800			
18	CAREER ENHANCEMENT TRAINING	262,600			
19	OUT-OF-STATE CONTRACTUAL	3,174,700			
20	MAJOR MEDICAL	2,630,000			
21	DATA AND WORD PROCESSING	263,200			
22	NORTHERN AND INTERIOR REGION		12,536,800	12,536,800	
23	DIRECTOR'S OFFICE	194,900			
24	FAIRBANKS CORRECTIONAL CENTER	6,301,300			
25	NOME CORRECTIONAL CENTER	1,983,600			

1	DEPARTMENT OF CORRECTIONS (CONT.)				1
2			APPROPRIATION	APPROPRIATION	FUND SOURCES
3		ALLOCATIONS	ITEMS	GENERAL FUND	OTHER FUNDS
4	BETHEL CORRECTIONAL CENTER	2,781,100			
5	PROBATION	1,275,930			
6	SOUTHCENTRAL REGION		34,001,600	34,001,600	
7	DIRECTOR'S OFFICE	521,000			
8	PALMER CORRECTIONAL CENTER	4,393,600			
9	HILAND MOUNTAIN CORRECTIONAL CENTER	5,437,700			
10	MEADOW CREEK CORRECTIONAL CENTER	1,232,900			
11	COOK INLET PRE-TRIAL FACILITY	7,053,400			
12	ANCHORAGE STATE CORRECTIONAL CENTER	1,991,800			
13	ANCHORAGE ANNEX CORRECTIONAL CENTER	2,600,400			
14	RIDGEVIEW CORRECTIONAL CENTER	930,700			
15	WILDWOOD CORRECTIONAL CENTER	4,936,900			
16	GOOSE BAY CORRECTIONAL CENTER	2,967,600			
17	PROBATION	1,935,800			
18	SOUTHEAST REGION		8,491,900	8,491,900	
19	DIRECTOR'S OFFICE	146,300			
20	JUNEAU CORRECTIONAL CENTER	4,767,500			
21	JOHNSON HUMAN SERVICES CENTER	889,600			
22	KETCHIKAN CORRECTIONAL CENTER	2,002,000			
23	PROBATION	686,500			

1		ALLOCATIONS	APPROPRIATION ITEMS	APPROPRIATION GENERAL FUND	APPROPRIATION OTHER FUNDS	FUND SOURCES
2						
3		*****	*****			
4		***** UNIVERSITY OF ALASKA *****				
5		*****	*****			
6	UNIVERSITY OF ALASKA					
7	STATEWIDE PROGRAMS AND SERVICES		24,400,700	15,798,400	8,602,300	
8	STATEWIDE PROGRAMS AND SERVICES	22,453,300				
9	CIP OVERHEAD POSITIGNS & ASSOCIATED COSTS	1,947,400				
10	UNIVERSITY OF ALASKA, FAIRDANKS		129,181,300	68,239,100	60,942,200	
11	UNIVERSITY OF ALASKA, FAIRDANKS	83,149,700				
12	ORGANIZED RESEARCH	46,031,600				
13	UNIVERSITY OF ALASKA, ANCHORAGE		35,481,300	24,370,800	11,110,500	
14	UNIVERSITY OF ALASKA, JUNEAU		12,913,000	10,520,900	2,392,700	
15	ANCHORAGE COMMUNITY COLLEGE		25,809,000	17,844,600	7,964,400	
16	COMMUNITY COLLEGES, COOP EXTENSION & RURAL ED		44,256,000	32,112,300	12,143,700	
17	STATEWIDE STAFF AND SUPPORT	4,407,400				
18	FISHERIES INDUSTRIAL TECHNICAL CENTER	648,800				
19	CHUKCHI COMMUNITY COLLEGE	1,107,900				
20	KENAI PENINSULA COMMUNITY COLLEGE	4,373,700				
21	KETCHIKAN COMMUNITY COLLEGE	1,890,700				
22	KODIAK COMMUNITY COLLEGE	2,464,600				
23	KUSKOKWIM COMMUNITY COLLEGE	4,638,800				
24	MATANUSKA - SUSITNA COMMUNITY COLLEGE	2,292,200				
25	NORTHWEST COMMUNITY COLLEGE	2,331,400				

1	UNIVERSITY OF ALASKA (CONT.)				1		
2			ALLOCATIONS	APPROPRIATION	APPROPRIATION FUND SOURCES	2	
3				ITEMS	GENERAL FUND	OTHER FUNDS	3
4	PRINCE WILLIAM SOUND COMMUNITY COLLEGE		2,225,500				4
5	ISLANDS COMMUNITY COLLEGE		1,415,600				5
6	TANANA VALLEY COMMUNITY COLLEGE		5,221,600				6
7	RURAL EDUCATION		5,052,300				7
8	COOPERATIVE EXTENSION SERVICE		6,185,500				8
9		* * * * *		* * * * *			9
10		* * * * * ALASKA COURT SYSTEM * * * * *					10
11		* * * * *		* * * * *			11
12	ADMINISTRATION OF JUSTICE						12
13	ADMINISTRATION AND SUPPORT			39,860,600	39,860,600		13
14	APPELLATE COURTS		3,859,100				14
15	TRIAL COURTS		31,603,200				15
16	ADMINISTRATOR & SUPPORT		4,398,300				16
17	COMMISSION ON JUDICIAL CONDUCT						17
18	OPERATIONS			99,200	99,200		18
19	JUDICIAL COUNCIL						19
20	OPERATIONS			444,400	444,400		20

1			APPROPRIATION	APPROPRIATION	FUND SOURCES	1
2		ALLOCATIONS	ITEMS	GENERAL FUND	OTHER FUNDS	2
3		*****				3
4		***** LEGISLATURE *****				4
5		*****				5
6	GENERAL GOVERNMENT					6
7	BUDGET & AUDIT COMMITTEE		6,208,700	6,208,700		7
8	LEGISLATIVE AUDIT	2,693,900				8
9	LEGISLATIVE FINANCE	2,949,300				9
10	COMMITTEE EXPENSES	565,000				10
11	LEGISLATIVE COUNCIL		28,402,200	28,402,200		11
12	SALARIES AND ALLOWANCES	4,073,500				12
13	LEADERSHIP	4,000,000				13
14	EXECUTIVE ADMINISTRATION	3,052,200				14
15	ADMINISTRATIVE SERVICES	1,645,700				15
16	HOUSE RESEARCH	617,700				16
17	LEGAL SERVICES	1,605,200				17
18	SESSION EXPENSES	5,969,100				18
19	COUNCIL & SUBCOMMITTEES	956,800				19
20	OFFICE SPACE RENTAL	2,379,700				20
21	EQUIPMENT ACCOUNT	93,000				21
22	PUBLIC SERVICES	3,390,600				22
23	SENATE ADVISORY COUNCIL	617,700				23
24	OMBUDSMAN		1,885,200	1,885,200		24

1		APPROPRIATION	APPROPRIATION	FUND SOURCES	1
2		ITEMS	GENERAL FUND	OTHER FUNDS	2
3	* SEC. 18				3
4	THE FOLLOWING APPROPRIATION ITEMS ARE FOR				4
5	LOAN PROGRAMS FROM THE GENERAL FUND OR OTHER FUNDS AS				5
6	SET OUT IN THE FISCAL YEAR 1985 BUDGET SUMMARY BY				6
7	FUNDING SOURCE TO THE AGENCIES NAMED AND FOR THE				7
8	PURPOSES EXPRESSED.				8
9	COMMERCIAL FISHING LOAN PROGRAM	8,600,000	8,600,000		9
10	(\$3,500,000), ALTERNATIVE TECHNOLOGY AND				10
11	ENERGY LOAN PROGRAM (\$5,100,000)				11
12	APPROPRIATED TO DEPARTMENT OF COMMERCE				12
13	& ECONOMIC DEVELOPMENT				13
14	ALASKA POWER AUTHORITY, RURAL	1,000,000	1,000,000		14
15	ELECTRIFICATION REVOLVING LOAN FUND				15
16	APPROPRIATED TO DEPARTMENT OF COMMERCE				16
17	& ECONOMIC DEVELOPMENT				17
18	ALASKA POWER AUTHORITY, POWER PROJECT FUND	1,110,000	1,110,000		18
19	(CRAIG/KLAWOCK)				19
20	APPROPRIATED TO DEPARTMENT OF COMMERCE				20
21	& ECONOMIC DEVELOPMENT				21
22	COMMISSION ON POSTSECONDARY EDUCATION,	65,950,000	65,450,000	500,000	22
23	SCHOLARSHIP REVOLVING LOAN FUND				23
24	APPROPRIATED TO DEPARTMENT OF EDUCATION				24
25	DIVISION OF AGRICULTURE, AGRICULTURAL	13,000,000	13,000,000		25
26	REVOLVING LOAN FUND				26
27	APPROPRIATED TO DEPARTMENT OF NATURAL				27
	RESOURCES				

1	LOAN PROGRAMS (CONT.)	1
2		2
3		3
4	DIVISION OF AGRICULTURE, GRAIN RESERVE LOAN	4
5	FUND	5
6	APPROPRIATED TO DEPARTMENT OF NATURAL	6
7	RESOURCES	7
8	ALASKA HOUSING FINANCE CORPORATION, SPECIAL	8
9	MORTGAGE LOAN PURCHASE PROGRAM	9
10	APPROPRIATED TO DEPARTMENT OF REVENUE	10
11	ALASKA HOUSING FINANCE CORPORATION, MODILE	11
12	HOME LOAN PURCHASE PROGRAM	12
13	APPROPRIATED TO DEPARTMENT OF REVENUE	13
14	HOUSING ASSISTANCE DIVISION, HOUSING	14
15	ASSISTANCE LOAN FUND	15
16	APPROPRIATED TO DEPARTMENT OF COMMUNITY	16
17	& REGIONAL AFFAIRS	17
	APPROPRIATION	APPROPRIATION FUND SOURCES
	ITEMS	GENERAL FUND OTHER FUNDS
	1,000,000	1,000,000
	71,000,000	71,000,000
	34,000,000	34,000,000
	65,000,000	65,000,000

1		APPROPRIATION	APPROPRIATION	FGND SOURCES	1	
2		ALLOCATIONS	ITEMS	GENERAL FUND	OTHER FUNDS	2
3	* SEC. 19					3
4	THE FOLLOWING APPROPRIATION ITEMS ARE FOR					4
5	CAPITAL PROJECTS FROM THE GENERAL FUND OR OTHER FUNDS AS					5
6	SET OUT IN THE FISCAL YEAR 1985 BUDGET SUMMARY BY					6
7	FUNDING SOURCE TO THE AGENCIES NAMED AND FOR THE					7
8	PURPOSES EXPRESSED.					8
9		* * * * *	* * * * *			9
10		* * * * * OFFICE OF THE GOVERNOR	* * * * *			10
11	EXECUTIVE OPERATIONS					11
12	PACIFIC RIM CONFERENCES & SPECIAL PROJECTS		750,000	750,000		12
13		* * * * *	* * * * *			13
14		* * * * * DEPARTMENT OF ADMINISTRATION	* * * * *			14
15		* * * * *	* * * * *			15
16	SOCIAL & ECONOMIC ASSISTANCE FOR THE AGED					16
17	STRUCTURAL/FIRE SAFETY REPAIRS PALMER HOME		2,797,200	2,797,200		17
18	KODIAK SENIOR CENTER CONSTRUCTION		1,600,000	1,600,000		18
19	STATEWIDE PIONEER HOME REPAIRS		1,887,800	1,887,800		19
20	CENTRALIZED ADMINISTRATIVE SERVICES					20
21	STATEWIDE ACCOUNTING SYSTEM		3,750,000	3,750,000		21
22	ANCH. OFFICE COMPLEX DESIGN & CONSTRUCTION		1,750,000	1,750,000		22
23	CHARGEBACK BILLING SYSTEM		74,000	74,000		23
24	PURCHASING INFORMATION MANAGEMENT SYSTEM		500,000	500,000		24
25	ARCHIVES RECORDS MANAGEMENT SYSTEM		565,000	565,000		25

1	DEPARTMENT OF ADMINISTRATION (CONT.)				1
2			APPROPRIATION	APPROPRIATION	FUND SOURCES
3		ALLOCATIONS	ITEMS	GENERAL FUND	OTHER FUNDS
4	FISHERIES RESEARCH COMPUTING SUPPORT		150,000	150,000	
5	ANCHORAGE WAREHOUSE/RECORD CENTER		2,100,000	2,100,000	
6	CENTRAL DUPLICATION EQUIPMENT REPLACEMENT		450,000		450,000
7	FUNCTIONAL DATA CENTER CONSOLIDATION		2,250,000	2,250,000	
8	LABOR SERVICES				
9	COMBINED RETIREMENT SYSTEM		750,000		750,000
10	BUILDING & EQUIPMENT SERVICES				
11	EMPLOYEE HOUSING RENOVATION		250,000	250,000	
12	TELECOMMUNICATIONS				
13	STATE TELECOMMUNICATIONS NETWORK		750,000	750,000	
14	APBC PUBLIC BROADCAST CAPITAL ACCOUNT		1,000,000	1,000,000	
15		*****			
16		***** DEPARTMENT OF REVENUE *****			
17		*****			
18	REVENUE COLLECTION & MANAGEMENT				
19	REFURBISH 11TH FLOOR STATE OFFICE BUILDING		214,000	214,000	
20	AUTOMATED ACCOUNTING & MGMT INFO SYSTEM		400,000		400,000
21	DEVELOPMENT				
22	MUNICIPAL BOND BANK AUTHORITY RESERVES		4,000,000	4,000,000	

		ALLOCATIONS	APPROPRIATION ITEMS	APPROPRIATION GENERAL FUND	FUND SOURCES OTHER FUNDS	
1						1
2						2
3		*****	*****			3
4		***** DEPARTMENT OF EDUCATION *****				4
5		*****	*****			5
6	ELEMENTARY & SECONDARY EDUCATION					6
7	ASBESTOS IDENTIFICATION AND REPLACEMENT		5,000,000	5,000,000		7
8	STATE OWNERSHIP OF SCHOOL SITES		500,000	500,000		8
9	TOBELUK CONSENT DECREE		3,837,000	3,837,000		9
10	LEARN ALASKA ITV MATERIALS PRODUCTION		520,000	520,000		10
11	CIP PLANNING GRANTS		250,000	250,000		11
12	EDUCATION, INFORMATION & CULTURAL SERVICES					12
13	PURCHASE OF THE SHELDON JACKSON MUSEUM		2,000,000	2,000,000		13
14	STATE MUSEUM COLLECTIONS AQUISITIONS		175,000	175,000		14
15	AUTOMATED CIRCULATION SYSTEM		360,000	360,000		15
16	STATE ARTS COUNCIL		100,000	100,000		16
17	LIBRARY ACQUISITIONS		430,000	430,000		17
18	PUBLIC LIBRARY CONSTRUCTION		500,000	500,000		18
19	ADULT AND VOCATIONAL EDUCATION					19
20	PURCHASE OF TRAINING EQUIPMENT		940,000	940,000		20
21	ALASKA VOC TECH FACILITY REPAIR & MAJOR MAINT.		600,000	600,000		21
22	ALASKA VOC-TECH CENTER DORMITORY		500,000	500,000		22

1			APPROPRIATION	APPROPRIATION	FUND SOURCES	1
2		ALLOCATIONS	ITEMS	GENERAL FUND	OTHER FUNDS	2
3		* * * * *	* * * * *			3
4		* * * * * DEPARTMENT OF HEALTH & SOCIAL SERVICES	* * * * *			4
5		* * * * *	* * * * *			5
6	DHSS ADMINISTRATION & SUPPORT					6
7	DHSS RENOVATION AND REPAIR		2,500,000	2,500,000		7
8	CORDOVA HOSPITAL - CONSTRUCTION GRANTS		8,000,000	8,000,000		8
9	WRANGELL HOSPITAL DESIGN		400,000	400,000		9
10	MENTAL HEALTH & DEVELOPMENTAL DISABILITIES					10
11	API CHILDREN'S FACILITY		500,000	500,000		11
12	YOUTH FACILITY CONSTRUCTION		5,850,000	5,850,000		12
13	FAIRBANKS YOUTH FACILITY WING	3,250,000				13
14	BETHEL DETENTION FACILITY	1,400,000				14
15	SOUTHEAST REGIONAL YOUTH FACILITY	1,200,000				15
16	PUBLIC HEALTH					16
17	EMS AMBULANCE/EQUIPMENT		500,000	500,000		17
18		* * * * *	* * * * *			18
19		* * * * * DEPARTMENT OF LABOR	* * * * *			19
20		* * * * *	* * * * *			20
21	EMPLOYMENT STABILIZATION		539,000	196,000	343,000	21
22	SNA SOFTWARE & TELECOMMUNICATIONS NETWORK	80,000				22
23	STORAGE DEVICE & TELECOMMUNICATIONS CONTROLLER	199,500				23
24	INSTALL HIGH SPEED PRINTER	63,500				24
25	PURCHASE DOL TELEPHONE SYSTEMS	196,000				25

1	DEPARTMENT OF LABOR (CONT.)		APPROPRIATION	APPROPRIATION	FUND SOURCES	2
3		ALLOCATIONS	ITEMS	GENERAL FUND	OTHER FUNDS	3
4	RURAL OFFICES RENOVATIONS		90,000	90,000		4
5	PUBLIC PROTECTION		200,000	200,000		5
6	MECHANICAL INSPECTION DATA PROCESSING SYSTEM	200,000				6
7	*****		*****			7
8	***** DEPARTMENT OF COMMERCE & ECONOMIC DEVELOPMENT		*****			8
9	*****		*****			9
10	OFFICE OF ENTERPRISE					10
11	GENERAL FUND MATCH FOR EDA FEDERAL FUNDS		600,000	600,000		11
12	COMMISSIONER AND ADMINISTRATIVE SERVICES					12
13	OFFICE AUTOMATION AND COMMUNICATION		61,900	61,900		13
14	AGRICULTURE AND FORESTRY					14
15	POINT MACKENZIE ELECTRIFICATION		3,057,000	3,057,000		15
16	ALASKA PUBLIC UTILITIES COMMISSION					16
17	APUC INFORMATION PROCESSING SYSTEM		345,400	345,400		17
18	ALASKA POWER AUTHORITY					18
19	ANCHORAGE-FAIRDANKS INTERTIE		18,665,000	18,665,000		19
20	ALASKA POWER AUTHORITY					20
21	SUSITHA HYDROELECTRIC PROJECT		8,000,000	8,000,000		21
22	ALASKA POWER AUTHORITY STATEWIDE PROJECTS		7,246,000	7,246,000		22
23	RURAL ELECTRIFICATION	3,281,000				23
24	STATEWIDE RURAL POWER PLAN	505,000				24
25	MANAGEMENT INFORMATION SYSTEM	505,000				25

1	DEPARTMENT OF COMMERCE & ECONOMIC DEVELOPMENT (CONT.)				1
2			APPROPRIATION	APPROPRIATION	FUND SOURCES
3		ALLOCATIONS	ITEMS	GENERAL FUND	OTHER FUNDS
4	BLACK BEAR LAKE HYDROELECTRIC PROJECT	50,000			
5	SILVER LAKE HYDROELECTRIC PROJECT	105,000			
6	WASTE HEAT RECOVERY	1,131,000			
7	RURAL ENERGY RECONNAISSANCE	250,000			
8	GRANT LAKE HYDROELECTRIC PROJECT	105,000			
9	REGIONAL FEASIBILITY PROGRAM	505,000			
10	SYSTEMS COORDINATION STUDY	405,000			
11	TYEE-SWAN LAKE IMPROVEMENT	404,000			
12		*****	*****		
13		*****	DEPARTMENT OF MILITARY AFFAIRS	*****	
14		*****	*****		
15	LIFE & PROPERTY PROTECTION				
16	UPGRADE STATE FACILITIES		450,000	450,000	
17	ANCHORAGE ARMORY/OMS		7,863,100	2,767,100	5,096,000
18	JUNEAU HANGAR (AAOF)		3,881,200	1,111,900	2,769,300
19	CONSTRUCTION/CONTINGENCY PLANNING		400,000	100,000	300,000
20	VETERAN'S MEMORIAL FLAGPOLE		30,000	30,000	

1		ALLOCATIONS	APPROPRIATION ITEMS	APPROPRIATION GENERAL FUND	FUND SOURCES OTHER FUNDS	1
2						2
3		* * * * *	* * * * *			3
4		* * * * * DEPARTMENT OF NATURAL RESOURCES	* * * * *			4
5		* * * * *	* * * * *			5
6	MANAGEMENT & ADMINISTRATION					6
7	REVENUE/BILLING SYSTEM		300,000	300,000		7
8	LAND RECORDS/DATA CONVERSION		2,200,000	2,200,000		8
9	RECORDER'S OFFICE INFORMATION SYSTEM		350,000	350,000		9
10	LAND & WATER MANAGEMENT					10
11	LAND DISPOSAL SURVEYS		3,500,000	3,500,000		11
12	AGRICULTURE LAND ACCESS IMPROVEMENTS		2,500,000	2,500,000		12
13	FOREST MANAGEMENT					13
14	MCGRATH FACILITIES		980,000	980,000		14
15	REFORESTATION FUND		350,000	350,000		15
16	MINERAL/ENERGY MANAGEMENT					16
17	SEISMIC DATA ACQUISITION		4,500,000	4,500,000		17
18	PARKS & RECREATION MANAGEMENT					18
19	PARKS REHABILITATION		2,900,000	2,600,000	300,000	19
20	RECREATION LAND ACQUISITIONS		150,000	150,000		20
21	LAND/WATER CONSERVATION GRANTS		736,200		736,200	21
22	HISTORIC PRESERVATION GRANTS		414,500		414,500	22
23	KENAI RIVER COMPREHENSIVE PLAN		160,000	160,000		23

1			APPROPRIATION	APPROPRIATION	FUND SOURCES	1
2		ALLOCATIONS	ITEMS	GENERAL FUND	OTHER FUNDS	2
3		* * * * *	* * * * *			3
4		* * * * * DEPARTMENT OF FISH & GAME	* * * * *			4
5		* * * * *	* * * * *			5
6	FISH AND GAME CAPITAL PROJECTS		8,092,000	7,812,630	280,000	6
7	VESSEL MAJOR MAINTENANCE	150,000				7
8	ADMINISTRATION ACCOUNTING EXPANSION	119,300				8
9	DOA NETWORK ENHANCEMENT	300,000				9
10	FIELD STATION & OFFICE FACILITIES	510,800				10
11	CRYSTAL LAKE HATCHERY CHINOOK	646,400				11
12	CREAMERS REFUGE ENHANCEMENT	55,000				12
13	POTTER MARSH REFUGE	105,000				13
14	SMALL VESSEL SUPPORT	160,000				14
15	GAME DIVISION DATA MANAGEMENT	155,000				15
16	DEER MOUNTAIN HATCHERY WATER SUPPLY	106,000				16
17	KLAWOCK HATCHERY IMPROVEMENT	320,000				17
18	CHIGNIK PILE DRIVER	100,000				18
19	PUBLIC ACCESS ACQUISITION	481,000				19
20	FISHERIES DATA NETWORK	354,500				20
21	ACQUISITION & MAINTENANCE OF SONAR	450,000				21
22	CAMPBELL TRACT WAREHOUSE	150,000				22
23	MOOSE RESEARCH CENTER	70,000				23
24	NOME WAREHOUSE	212,000				24
25	FAIRBANKS OFFICE REPAIRS	110,000				25

1	DEPARTMENT OF FISH & GAME (CONT.)				1
2			ALLOCATIONS	APPROPRIATION	APPROPRIATION FUND SOURCES
3				ITEMS	GENERAL FUND OTHER FUNDS
4	SHETTISHAM HATCHERY COMPLETION		3,019,000		
5	HABITAT DIVISION DATA MANAGEMENT		265,000		
6	SHELLFISH & GROUND FISH ASSESSMENTS		253,000		
7		*****		*****	
8		***** DEPARTMENT OF PUBLIC SAFETY		*****	
9		*****		*****	
10	FISH AND WILDLIFE PROTECTION				
11	STATEWIDE EQUIPMENT			100,800	100,800
12	VESSEL SEIZURE COSTS			160,000	160,000
13	THREE 22' PATROL SKIFFS			108,000	108,000
14	TWO PATROL BOATS			240,000	240,000
15	AIRCRAFT HANGAR IMPROVEMENTS			132,400	132,400
16	AIRCRAFT ENGINE REPLACEMENT			525,300	525,300
17	LIFE AND PROPERTY PROTECTION				
18	DRIVER TESTING EQUIPMENT			35,000	35,000
19	MINI-COMPUTER EXPANSION			35,000	35,000
20	FIRE INFORMATION NETWORK - PHASE I			100,000	100,000
21	CRIME IDENTIFICATION AND APPREHENSION				
22	DALTON HIGHWAY HOUSING			1,250,000	1,250,000
23	COLDFOOT HANGAR			372,600	372,600
24	DISPATCH CONSOLE - SOLDOTHA			85,000	85,000
25	SOLDOTHA GARAGE			145,700	145,700

1 DEPARTMENT OF TRANSPORTATION/PUBLIC FACILITIES (CONT.)					1	
2		ALLOCATIONS	APPROPRIATION	APPROPRIATION	FUND SOURCES	2
3			ITEMS	GENERAL FUND	OTHER FUNDS	3
4	STATEWIDE STATE EQUIPMENT FLEET	4,777,800				4
5	ALASKA RAILROAD		1,750,000	1,750,000		5
6	ALASKA RAILROAD TRANSFER TEAM	1,750,000				6
7	CENTRAL REGION		9,730,000	5,429,000	4,301,000	7
8	CENTRAL ADVANCE PROJECT DEFINITION	1,190,000				8
9	CENTRAL DESIGN ENGINEERING	6,660,000				9
10	CENTRAL FACILITY INVENTORY/CONDITION SURVEY	880,000				10
11	WHITTIER RAIL ACCESS IMPROVEMENTS	1,000,000				11
12	CENTRAL REGION HIGHWAYS		52,207,000	26,811,000	25,396,000	12
13	CENTRAL BRIDGE PROGRAM	1,220,000				13
14	NEW SEWARD HIGHWAY UPGRADE	8,200,000				14
15	GLENN HWY-PALMER/NASILLA INTERSECTION	400,000				15
16	ANCHORAGE RIDESHARING PROGRAM	115,000				16
17	BONIFACE PARKWAY UPGRADE	8,700,000				17
18	STERLING HWY RESURFACE MP 42-50	3,300,000				18
19	ANCHORAGE BUS TURNOUTS	800,000				19
20	KNIK ARM CROSSING NORTH & SOUTH APPROACHES	5,022,000				20
21	NAKNEK/KING SALMON ROAD REHAB	6,340,000				21
22	SEWARD HWY REHAB 36TH SOUTH	3,610,000				22
23	KODIAK NEAR ISLAND BRIDGE PHASE II	14,500,000				23
24	CENTRAL REGION AVIATION		38,355,000	8,705,000	29,650,000	24
25	FEDERAL AVIATION PROJECT & SYSTEM PLAN	2,800,000				25

1	DEPARTMENT OF TRANSPORTATION/PUBLIC FACILITIES (CONT.)				1
2			APPROPRIATION	APPROPRIATION	FUND SOURCES
3		ALLOCATIONS	ITEMS	GENERAL FUND	OTHER FUNDS
4	CENTRAL AIP FY'85	15,045,000			
5	NUNAPITCHUK AIRPORT CONSTRUCTION	3,300,000			
6	ANCH INT'L AIRPORT CFR FACILITY	5,500,000			
7	ANCH INT'L AIRPORT REMOTE FUELING APRON	3,500,000			
8	ANCH INT'L AIRPORT RUNWAY 14/32 SEAL COAT	690,000			
9	ANCH INT'L AIRPORT BLAST PROTECTION	2,000,000			
10	ANCH INT'L AIRPORT ANNUAL IMPROVEMENTS	500,000			
11	ANCH INT'L AIRPORT MAINTENANCE EQUIPMENT	1,000,000			
12	ANCH INT'L AIRPORT MASTER PLAN UPDATE	200,000			
13	ANCH INT'L AIRPORT NOISE ABATEMENT STUDY	320,000			
14	DUTCH HARBOR/UNALASKA AIRPORT	3,500,000			
15	CENTRAL REGION STATE EQUIPMENT FLEET		5,645,000		5,645,000
16	CENTRAL STATE EQUIPMENT FLEET	5,645,000			
17	NORTHERN REGION		4,939,400	4,139,400	800,000
18	NORTHERN ADVANCE PROJECT DEFINITION	2,339,400			
19	STATEWIDE RESEARCH PROGRAM	1,600,000			
20	NORTHERN EROSION CONTROL	1,000,000			
21	NORTHERN REGION HIGHWAYS		46,802,200	15,948,000	30,854,200
22	NORTHERN DESIGN ENGINEERING	2,800,000			
23	NORTHERN HPR PLANNING	425,000			
24	NORTHERN BRIDGE PROGRAM	2,810,000			
25	RICH HWY-GAKONA JCT. NORTH	200,000			

1 DEPARTMENT OF TRANSPORTATION/PUBLIC FACILITIES (CONT.)					1	
2			APPROPRIATION	APPROPRIATION	FUND SOURCES	2
3		ALLOCATIONS	ITEMS	GENERAL FUND	OTHER FUNDS	3
4	DALTON HWY RESURFACE AND CULVERTS	5,545,500				4
5	ELLIOTT HWY-FOX NORTH	1,410,000				5
6	PARKS HWY REHAB - NENANA SOUTH	8,800,000				6
7	FARMERS LOOP ROAD ROW/UTILITIES	1,028,000				7
8	BADGER ROAD	933,700				8
9	ALASKA HWY-ROBERTSON RIVER TO DOT LAKE	14,100,000				9
10	FAIRBANKS F.A.U. SYSTEM	2,500,000				10
11	AIRPORT WAY RESURFACING PHASE II	1,100,000				11
12	EAST COLLEGE ROAD UPGRADE PHASE II	1,900,000				12
13	NORTHERN SMS ROADS	1,750,000				13
14	KOTZEBUE CITY STREETS	1,200,000				14
15	NORTHERN RIGHT-OF-WAY INVENTORY	300,000				15
16	NORTHERN REGION AVIATION		14,600,000	4,219,200	10,380,800	16
17	FAIRBANKS INT'L AIRPORT IMPROVEMENTS	200,000				17
18	KOTZEBUE AIRPORT IMPROVEMENTS	900,000				18
19	NORTHERN AIP PROJECTS	11,400,000				19
20	NOME RUNWAY REHABILITATION PHASE II	2,100,000				20
21	NORTHERN REGION PORTS AND HARBORS		4,000,000	4,000,000		21
22	NOME PORT FACILITY	4,000,000				22
23	NORTHERN REGION STATE EQUIPMENT FLEET		6,969,000		6,969,000	23
24	NORTHERN REGION EQUIPMENT REPLACEMENT	6,969,000				24
25	NORTHERN REGION FACILITIES		2,980,000	2,980,000		25

1	DEPARTMENT OF TRANSPORTATION/PUBLIC FACILITIES (CONT.)				1
2			APPROPRIATION	APPROPRIATION FUND SOURCES	2
3		ALLOCATIONS	ITEMS	GENERAL FUND	OTHER FUNDS
4	FACILITIES INVENTORY/CONDITION SURVEY	300,000			
5	JIM RIVER MAINTENANCE BUILDING RENOVATION	2,680,000			
6	SOUTHEAST REGION		200,000	200,000	
7	SOUTHEAST ADVANCE PROJECT DEFINITION	200,000			
8	SOUTHEAST REGION HIGHWAYS		17,898,000	2,318,000	15,580,000
9	GLACIER HWY: INDIAN PT TO SHRINE OVERLAY	2,000,000			
10	SOUTHEAST HPR/PL PLANNING	176,000			
11	SOUTHEAST BRIDGE PROGRAM	300,000			
12	KLAWOCK TO HOLLIS PHASE I	3,000,000			
13	NORTH-TONGASS HWY PHASE I	4,000,000			
14	PETERSBURG MAIN STREET	900,000			
15	WRANGELL AIRPORT ROAD	450,000			
16	KLONDIKE HIGHWAY SURFACING	1,900,000			
17	ZIMOVIA HIGHWAY	2,500,000			
18	FISH CREEK BRIDGE REPLACEMENT	1,100,000			
19	TONGASS AVENUE TRAFFIC MANAGEMENT SYSTEM	150,000			
20	TONGASS AVENUE CURB, GUTTER AND SIDEWALK	200,000			
21	TONGASS AVENUE DRAINAGE IMPROVEMENTS	100,000			
22	SOUTHEAST DESIGN ENGINEERING	1,122,000			
23	SOUTHEAST REGION AVIATION		4,900,000	750,000	4,150,000
24	KETCHIKAN AIRPORT OVERLAY	2,500,000			
25	YAKUTAT AIRPORT DRAINAGE AND FLOATPLANE	1,500,000			

1	DEPARTMENT OF TRANSPORTATION/PUBLIC FACILITIES (CONT.)				1
2			APPROPRIATION	APPROPRIATION	FUND SOURCES
3		ALLOCATIONS	ITEMS	GENERAL FUND	OTHER FUNDS
4	SE REGIONAL FLOATPLANE FACILITY REPAIR/REHAB	200,000			
5	PETERSBURG SEAPLANE FLOAT RECONSTRUCTION	500,000			
6	CHILKAT LAKE AIRSTRIP AND DIKE REPAIR	200,000			
7	SOUTHEAST REGION PORTS AND HARBORS		1,370,000	1,370,000	
8	SOUTHEAST HARBOR CONDITION SURVEY	50,000			
9	HARBORS EMERGENCY REPAIRS	200,000			
10	MEYERS CHUCK DOCK	320,000			
11	AUKE BAY BREAKWATER AND HARBOR FACILITY	600,000			
12	ANGONN BOAT HARBOR EXPANSION	200,000			
13	SOUTHEAST STATE EQUIPMENT FLEET		1,792,000		1,792,000
14	SOUTHEAST STATE EQUIPMENT FLEET	1,792,000			
15	SOUTHEAST REGION FACILITIES		5,500,000	2,500,000	3,000,000
16	SOUTHEAST FACILITY INVENTORY/CONDITION SURVEY	100,000			
17	SE HANDICAPPED CODE ENFORCEMENT/UPGRADE	100,000			
18	CRAIG/KLAWOCK SHOP	1,000,000			
19	SOUTHEAST FACILITIES MAINTENANCE	600,000			
20	STATE OFFICE BUILDING ELEVATOR	450,000			
21	SOUTHEAST REGIONAL COMPLEX EXPANSION	3,100,000			
22	SOUTHEAST ROOF REHABILITATION	150,000			
23	MARINE TRANSPORTATION		7,070,000	5,160,000	1,910,000
24	MARINE HWY ADVANCE PROJECT DEFINITION	50,000			
25	MARINE HWY PRELIMINARY ENGINEERING	400,000			

1	DEPARTMENT OF TRANSPORTATION/PUBLIC FACILITIES (CONT.)		APPROPRIATION	APPROPRIATION	FUND SOURCES	1
2						2
3		ALLOCATIONS	ITEMS	GENERAL FUND	OTHER FUNDS	3
4	MARINE HWY SYSTEM IMPROVEMENTS	2,100,000				4
5	VESSEL REPOWER SUPPLEMENTAL	1,500,000				5
6	MARINE HWY RESERVATION SYSTEM UPGRADE	1,245,000				6
7	M/V BARTLETT IMPROVEMENTS	700,000				7
8	WRANGELL DOCK AND TOWER SUPPLEMENTAL	500,000				8
9	KETCHIKAN/SKAGWAY DOCK MODIFICATIONS	575,000				9
10	* * * * *		* * * * *			10
11	* * * * * DEPARTMENT OF ENVIRONMENTAL CONSERVATION		* * * * *			11
12	* * * * *		* * * * *			12
13	DEPARTMENT OF ENVIRONMENTAL CONSERVATION					13
14	WATER, SEWER & SOLID WASTE FACILITIES CONST		16,750,000	16,750,000		14
15	DATA MANAGEMENT		600,000	600,000		15
16	WASTEWATER DISPOSAL FACILITIES CONSTRUCTION		3,400,000	3,400,000		16
17	VILLAGE SAFE WATER CONSTRUCTION		4,250,000	4,250,000		17
18	* * * * *		* * * * *			18
19	* * * * * DEPARTMENT OF COMMUNITY & REGIONAL AFFAIRS		* * * * *			19
20	* * * * *		* * * * *			20
21	MUNICIPAL & REGIONAL ASSISTANCE		1,120,000	1,120,000		21
22	REGIONAL STRATEGIES	720,000				22
23	COMMUNITY PROFILES	400,000				23
24	LOW INCOME & SENIOR CITIZEN ASSISTANCE		30,798,000	12,280,000	18,518,000	24
25	WEATHERIZATION AND ENERGY ASSISTANCE	5,700,000				25

1	DEPARTMENT OF COMMUNITY & REGIONAL AFFAIRS (CONT.)				1
2			APPROPRIATION	APPROPRIATION FUND SOURCES	2
3		ALLOCATIONS	ITEMS	GENERAL FUND	OTHER FUNDS
4	SENIOR CITIZEN HOUSING DEVELOPMENT FUND	2,500,000			
5	SUPPLEMENTAL HOUSING DEVELOPMENT FUND	21,010,000			
6	LOW INCOME MULTIPLE FAMILY HOUSING DEVELOPMENT	1,530,000			
7	MANAGEMENT INFORMATION SYSTEM		400,000	400,000	
8	MANAGEMENT INFORMATION SYSTEM	400,000			
9		* * * * *	* * * * *		
10		* * * * * DEPARTMENT OF CORRECTIONS	* * * * *		
11		* * * * *	* * * * *		
12	OFFENDER CONFINEMENT REFORMATION/SUPERVISION				
13	STATEWIDE RENOVATION AND REPAIR		9,490,900	9,490,900	
14	HOME CORRECTIONAL CENTER		2,500,000	2,500,000	
15	COMBINED FACILITY LEASE PAYMENT		8,000,000	8,000,000	
16	PALMER PRE-TRIAL CORRECTIONAL CENTER		3,500,000	3,500,000	
17	NEW FACILITY (A) PLANNING		140,000	140,000	
18		* * * * *	* * * * *		
19		* * * * * UNIVERSITY OF ALASKA	* * * * *		
20		* * * * *	* * * * *		
21	U OF A STATEWIDE SYSTEM PROJECTS				
22	NEEDS ASSESSMENT & CAMPUS DEVELOPMENT PLAN		2,750,000	2,750,000	
23	U OF A CAPITAL EQUIPMENT		5,000,000	5,000,000	
24	U OF A ALTERATIONS/RENOVATIONS		4,500,000	4,500,000	
25	UNIVERSITY OF ALASKA, FAIRBANKS				
26	UAF POWER PLANT EXPANSION		4,000,000	4,000,000	

1	UNIVERSITY OF ALASKA (CONT.)				1
2			APPROPRIATION	APPROPRIATION	FUND SOURCES
3		ALLOCATIONS	ITEMS	GENERAL FUND	OTHER FUNDS
4	UNIVERSITY OF ALASKA, ANCHORAGE				
5	JAA CLASSRM/LABORATORY BLDG. PHASE II		16,677,000	16,677,000	
6	UNIVERSITY OF ALASKA, JUNEAU				
7	UAJ STUDENT HOUSING PHASE I		8,590,000	8,590,000	
8	ANCHORAGE COMMUNITY COLLEGE				
9	ACC CLASSEM/ADMINISTRATIVE BLDG.		1,100,000	1,100,000	
10		*****	*****		
11		***** ALASKA COURT SYSTEM *****			
12		*****	*****		
13	ADMINISTRATION OF JUSTICE		960,000	960,000	
14	FAIRBANKS COURT FACILITY IMPROVEMENTS	145,000			
15	REGIONAL MICROFILMING	230,000			
16	SHARED RESOURCE WORD PROCESSING APPLICATION	345,000			
17	ANCHORAGE TELEPHONE	240,000			

1	* SEC. 20	THE FOLLOWING SETS OUT THE FUNDING OF THE		1
2		APPROPRIATIONS MADE IN THE PRECEDING SECTIONS OF THIS		2
3		ACT.		3
4	OFFICE OF THE GOVERNOR			4
5	FEDERAL RECEIPTS	89,800		5
6	GENERAL FUND	21,897,300		6
7	*** TOTAL FUNDING ***	21,987,100		7
8	DEPARTMENT OF ADMINISTRATION			8
9	FEDERAL RECEIPTS	5,114,200		9
10	GENERAL FUND MATCH	717,500		10
11	GENERAL FUND	172,942,500		11
12	INTER-AGENCY RECEIPTS	22,596,200		12
13	FICA ADMINISTRATION FUND ACCOUNT	105,500		13
14	PROGRAM RECEIPTS	4,274,700		14
15	PUBLIC EMPLOYEES RETIREMENT FUND	1,814,200		15
16	SURPLUS PROPERTY REVOLVING FUND	209,000		16
17	TEACHERS RETIREMENT SYSTEM FUND	1,434,300		17
18	JUDICIAL RETIREMENT SYSTEM	32,500		18
19	NATIONAL GUARD RETIREMENT SYSTEM	26,800		19
20	*** TOTAL FUNDING ***	209,267,400		20
21	DEPARTMENT OF LAW			21
22	GENERAL FUND	16,406,300		22
23	INTER-AGENCY RECEIPTS	6,194,300		23
24	*** TOTAL FUNDING ***	22,600,600		24
25	DEPARTMENT OF REVENUE			25
26	FEDERAL RECEIPTS	3,278,500		26

1	GENERAL FUND MATCH	1,423,100	1
2	GENERAL FUND	94,372,200	2
3	PROGRAM RECEIPTS	8,445,500	3
4	PUBLIC EMPLOYEES RETIREMENT FUND	1,513,200	4
5	TEACHERS RETIREMENT SYSTEM FUND	1,245,200	5
6	PERMANENT FUND DIVIDEND FUND	193,303,300	6
7	*** TOTAL FUNDING ***	308,591,100	7
8	DEPARTMENT OF EDUCATION		8
9	FEDERAL RECEIPTS	34,103,200	9
10	GENERAL FUND MATCH	1,175,300	10
11	GENERAL FUND	505,914,000	11
12	INTER-AGENCY RECEIPTS	5,129,100	12
13	PROGRAM RECEIPTS	1,563,400	13
14	SCHOOL FUND (CIGARETTE TAX)	2,500,000	14
15	DONATED COMMODITY HANDLING FEE ACCOUNT	142,500	15
16	PUBLIC LAW 81-874/GENERAL FUND	12,044,100	16
17	TRAINING AND BUILDING FUND	250,000	17
18	*** TOTAL FUNDING ***	612,837,600	18
19	DEPARTMENT OF HEALTH & SOCIAL SERVICES		19
20	FEDERAL RECEIPTS	74,494,300	20
21	GENERAL FUND MATCH	62,224,700	21
22	GENERAL FUND	144,826,700	22
23	INTER-AGENCY RECEIPTS	6,461,200	23
24	PROGRAM RECEIPTS	458,600	24
25	TITLE 20	4,227,100	25
26	*** TOTAL FUNDING ***	292,692,600	26

1	DEPARTMENT OF LABOR		
2	FEDERAL RECEIPTS	24,306,900	
3	GENERAL FUND MATCH	1,240,600	
4	GENERAL FUND	9,969,200	
5	INTER-AGENCY RECEIPTS	6,115,200	
6	PROGRAM RECEIPTS	287,900	
7	SECOND INJURY FUND RESERVE ACCOUNT	2,187,600	
8	DISABLED FISHERMANS RESERVE ACCOUNT	1,473,700	
9	TRAINING AND BUILDING FUND	513,100	
10	*** TOTAL FUNDING ***	46,094,200	
11	DEPARTMENT OF COMMERCE & ECONOMIC DEVELOPMENT		
12	FEDERAL RECEIPTS	209,400	
13	GENERAL FUND MATCH	243,700	
14	GENERAL FUND	41,240,100	
15	INTER-AGENCY RECEIPTS	3,346,500	
16	PROGRAM RECEIPTS	9,463,300	
17	VETERANS REVOLVING LOAN FUND	707,500	
18	COMMERCIAL FISHING LOAN FUND	187,700	
19	*** TOTAL FUNDING ***	55,398,200	
20	DEPARTMENT OF MILITARY AFFAIRS		
21	FEDERAL RECEIPTS	4,401,700	
22	GENERAL FUND MATCH	749,100	
23	GENERAL FUND	5,777,300	
24	PROGRAM RECEIPTS	29,700	
25	*** TOTAL FUNDING ***	10,948,800	

1	DEPARTMENT OF NATURAL RESOURCES		1
2	FEDERAL RECEIPTS	3,215,500	2
3	GENERAL FUND MATCH	409,500	3
4	GENERAL FUND	56,249,400	4
5	INTER-AGENCY RECEIPTS	2,835,300	5
6	AGRICULTURAL LOAN FUND	655,300	6
7	PROGRAM RECEIPTS	199,500	7
8	*** TOTAL FUNDING ***	63,614,500	8
9	DEPARTMENT OF FISH & GAME		9
10	FEDERAL RECEIPTS	12,445,500	10
11	GENERAL FUND MATCH	998,800	11
12	GENERAL FUND	51,559,000	12
13	INTER-AGENCY RECEIPTS	9,078,700	13
14	FISH AND GAME FUND	6,200,000	14
15	PROGRAM RECEIPTS	352,100	15
16	*** TOTAL FUNDING ***	80,634,100	16
17	DEPARTMENT OF PUBLIC SAFETY		17
18	FEDERAL RECEIPTS	775,900	18
19	GENERAL FUND MATCH	39,100	19
20	GENERAL FUND	76,793,700	20
21	INTER-AGENCY RECEIPTS	725,000	21
22	PROGRAM RECEIPTS	840,200	22
23	*** TOTAL FUNDING ***	79,173,900	23
24	DEPARTMENT OF TRANSPORTATION/PUBLIC FACILITIES		24
25	FEDERAL RECEIPTS	1,189,400	25
26	GENERAL FUND	181,071,600	26

1	INTER-AGENCY RECEIPTS	60,407,500	1
2	HIGHWAY WORKING CAPITAL FUND	18,559,200	2
3	INTERNATIONAL AIRPORT REVENUE FUND	23,564,500	3
4	PROGRAM RECEIPTS	2,039,000	4
5	*** TOTAL FUNDING ***	286,711,200	5
6	DEPARTMENT OF ENVIRONMENTAL CONSERVATION		6
7	FEDERAL RECEIPTS	2,587,700	7
8	GENERAL FUND MATCH	1,216,600	8
9	GENERAL FUND	10,891,100	9
10	INTER-AGENCY RECEIPTS	697,200	10
11	PROGRAM RECEIPTS	45,000	11
12	*** TOTAL FUNDING ***	15,437,600	12
13	DEPARTMENT OF COMMUNITY & REGIONAL AFFAIRS		13
14	FEDERAL RECEIPTS	12,996,400	14
15	GENERAL FUND MATCH	150,000	15
16	GENERAL FUND	91,179,400	16
17	INTER-AGENCY RECEIPTS	3,026,700	17
18	PROGRAM RECEIPTS	837,400	18
19	*** TOTAL FUNDING ***	108,191,900	19
20	DEPARTMENT OF CORRECTIONS		20
21	GENERAL FUND	69,499,400	21
22	INTER-AGENCY RECEIPTS	262,200	22
23	*** TOTAL FUNDING ***	69,761,600	23
24	UNIVERSITY OF ALASKA		24
25	FEDERAL RECEIPTS	26,913,800	25
26	GENERAL FUND MATCH	2,696,300	26

1	GENERAL FUND	166,189,200	1
2	INTER-AGENCY RECEIPTS	12,555,600	2
3	PROGRAM RECEIPTS	22,823,800	3
4	STUDENT FEES, UNIVERSITY OF ALASKA	14,602,300	4
5	INDIRECT COST RECOVERY	7,238,400	5
6	RESTRICTED RECEIPTS, U OF A	18,971,900	6
7	*** TOTAL FUNDING ***	272,041,900	7
8	ALASKA COURT SYSTEM		8
9	GENERAL FUND	40,404,200	9
10	*** TOTAL FUNDING ***	40,404,200	10
11	LEGISLATURE		11
12	GENERAL FUND	36,496,100	12
13	*** TOTAL FUNDING ***	36,496,100	13
14	LOAN PROGRAMS		14
15	FEDERAL RECEIPTS	500,000	15
16	GENERAL FUND	260,160,000	16
17	*** TOTAL FUNDING ***	260,660,000	17
18	CAPITAL PROJECTS		18
19	FEDERAL RECEIPTS	149,146,200	19
20	GENERAL FUND	337,047,000	20
21	INTER-AGENCY RECEIPTS	3,450,000	21
22	HIGHWAY WORKING CAPITAL FUND	19,183,800	22
23	INTERNATIONAL AIRPORT REVENUE FUND	5,510,000	23
24	PROGRAM RECEIPTS	400,000	24
25	PUBLIC EMPLOYEES RETIREMENT . . . 0	300,000	25
26	TEACHERS RETIREMENT SYSTEM FUND	375,000	26
27	*** TOTAL FUNDING ***	515,487,000	27

28 * * * * * TOTAL BUDGET * * * * *

3,409,151,600

1 * SEC. 21 THIS ACT TAKES EFFECT IMMEDIATELY IN

1

2 ACCORDANCE WITH AS 01.10.070(C).

2

HB 511

Introduced: 1/13/84
Referred: Finance

1 IN THE HOUSE

BY THE RULES COMMITTEE BY
REQUEST OF THE GOVERNOR

2 HOUSE BILL NO. 511

3 IN THE LEGISLATURE OF THE STATE OF ALASKA

4 THIRTEENTH LEGISLATURE - SECOND SESSION

5 A BILL

6 For an Act entitled: "An Act making appropriations for the operating and
7 capital expenses of state government; and providing
8 for an effective date."

9 BE IT ENACTED BY THE LEGISLATURE OF THE STATE OF ALASKA:

10 * Section 1. Included within the general fund amounts appropriated
11 according to the schedules in this Act, the following amounts are from the
12 unreserved special accounts in the general fund:

	Operating	Capital
14 Highway Fuel Tax Account	\$24,000,000	
15 Aviation Fuel Tax Account	6,000,000	
16 Watercraft Fuel Tax Account		4,300,000

17 * Sec. 2. Federal or other program receipts that exceed the amounts
18 appropriated in this Act are appropriated conditioned upon compliance with
19 the program review provisions of AS 37.07.080(h).

20 * Sec. 3. If federal or other program receipts exceed the estimates
21 appropriated by this Act, the appropriation from state funds for the af-
22 fected program may be reduced by the amount of the excess if the reductions
23 are not inconsistent with applicable federal statutes.

24 * Sec. 4. If federal or other program receipts fall short of the esti-
25 mates appropriated by this Act, the affected appropriation shall be reduced
26 by the amount of the shortfall in receipts.

27 * Sec. 5. If the federal receipts under Title XX of the Social Security
28 Act (42 U.S.C. 1397 et seq.) fall short of the estimate, the amount of the
29 shortfall is appropriated from the general fund.

1 * Sec. 6. Amounts equivalent to the amounts to be received in settle-
2 ment of claims for property losses are appropriated from the general fund
3 to the affected agency for the purpose of replacing the facility or service
4 lost as a result of the incident giving rise to the claim.

5 * Sec. 7. The amount required to pay interest on revenue anticipation
6 notes issued by the commissioner of revenue under AS 43.08.010 is appropri-
7 ated from the general fund to the Department of Revenue.

8 * Sec. 8. The amount required to be paid by the state for the principal
9 of and interest on all issued and outstanding state guaranteed bonds is
10 appropriated from the general fund to the state bond committee to make all
11 payments by the state required under its guarantee for principal and inter-
12 est.

13 * Sec. 9. The sum of \$95,000,000 is appropriated from the general fund
14 to the Department of Education for school bond debt retirement.

15 * Sec. 10. The sum of \$5,565,600 is appropriated from the International
16 airports revenue fund to the state bond committee for payment of debt
17 service and trustee fees.

18 * Sec. 11. The sum of \$9,149,600 is appropriated from the general fund
19 to the Department of Law to fund legal proceedings involving oil and gas
20 revenues due or paid to the state or state title to oil and gas land,
21 including, but not limited to, the North Slope Royalty Case (State v.
22 Amerada Hess, et al), the Oil and Gas Corporate Income Tax Case (Arco v.
23 State), the TransAlaska Pipeline Rate Case, litigation against the Alaska
24 Oil Company, and United States v. Alaska, for fiscal year 1985 and
25 succeeding fiscal years.

26 * Sec. 12. The sum of \$2,000,000 is appropriated from the general fund
27 to the Department of Revenue for costs associated with the Oil and Gas
28 Corporate Income Tax Case (Arco v. State) for fiscal year 1985 and suc-
29 ceeding fiscal years.

1 * Sec. 13. The sum of \$250,000 is appropriated from the general fund to
2 the oil spill mitigation account (AS 46.03.758(k)) for the oil pollution
3 control program.

4 * Sec. 14. Section 32, ch. 107, SLA 1983, page 14, line 9, is amended
5 to read:

6 CHILD CARE CREDITS (lapses June 30, 1988) 1,414,500 1,414,500

7 * Sec. 15. Section 32, ch. 107, SLA 1983, page 14, line 10, is amended
8 to read:

9 POLITICAL CAMPAIGN CONTRIBUTIONS (lapses June 30, 1987)
10 500,000 500,000

11 * Sec. 16. Section 4, ch. 34, SLA 1983 is amended to read:

12 * Sec. 4. The sum of \$3,000,000 is appropriated from the general
13 fund to the Department of Revenue to fund added costs of the political
14 campaign contribution refund program to pay claims for contributions
15 made in calendar years 1982 and 1984 [FOR FISCAL YEAR 1983]. The
16 unexpended and unobligated part of this appropriation lapses into the
17 general fund June 30, 1988.

18 (SECTION 17 BEGINS ON PAGE 5)

19
20
21
22
23
24
25
26
27
28
29

FISCAL YEAR 1985 BUDGET SUMMARY BY FUNDING SOURCE

FUNDING SOURCE	OPERATING BUDGET	LOAN PROGRAMS BUDGET	CAPITAL BUDGET	TOTAL BUDGET
FEDERAL RECEIPTS	209,127,200	500,000	149,146,200	358,773,400
GENERAL FUND MATCH	73,280,300			73,280,300
GENERAL FUND	1,843,679,300	260,160,000	337,947,000	2,441,786,300
INTER-AGENCY RECEIPTS	139,482,700		3,450,000	142,932,700
GENERAL OBLIGATION BONDS				
AGRICULTURAL LOAN FUND	655,300			655,300
FICA ADMINISTRATION FUND ACCOUNT	105,500			105,500
FISH AND GAME FUND	6,200,000			6,200,000
HIGHWAY WORKING CAPITAL FUND	18,559,200		19,183,800	37,743,000
INTERNATIONAL AIRPORT REVENUE FUND	23,564,500		5,510,000	29,074,500
PROGRAM RECEIPTS	51,665,200		400,000	52,065,200
PUBLIC EMPLOYEES RETIREMENT FUND	3,332,400		375,000	3,707,400
SCHOOL FUND (CIGARETTE TAX)	2,500,000			2,500,000
SECOND INJURY FUND RESERVE ACCOUNT	2,187,600			2,187,600
DISABLED FISHERMANS RESERVE ACCOUNT	1,473,700			1,473,700
SURPLUS PROPERTY REVOLVING FUND	209,000			209,000
TEACHERS RETIREMENT SYSTEM FUND	2,679,500		375,000	3,054,500
VETERANS REVOLVING LOAN FUND	707,500			707,500
COMMERCIAL FISHING LOAN FUND	187,700			187,700
FEDERAL REVENUE SHARING FUND				
STUDENT FEES, UNIVERSITY OF ALASKA	14,602,300			14,602,300
INDIRECT COST RECOVERY	7,288,400			7,288,400
MARINE/COASTAL PROTECTION FUND				
DONATED COMMODITY HANDLING FEE ACCOUNT	148,500			148,500
JUDICIAL RETIREMENT SYSTEM	32,500			32,500
PUBLIC LAW 81-874/GENERAL FUND	12,044,100			12,044,100
NATIONAL GUARD RETIREMENT SYSTEM	26,800			26,800
STUDENT REVOLVING LOAN FUND				
TITLE 20	4,227,100			4,227,100
RESTRICTED RECEIPTS, U OF A	18,971,900			18,971,900
TRAINING AND BUILDING FUND	763,100			763,100
PERMANENT FUND DIVIDEND FUND	198,303,300			198,303,300
UNIVERSITY OF ALASKA REVENUE BONDS				
**** TOTALS ****	\$2,633,004,600	\$260,660,000	\$515,487,000	\$3,409,151,600

TIME AND DATE 15:49 1/11/84

HB 511

PAGE 4

1 * SEC. 17 THE FOLLOWING APPROPRIATION ITEMS ARE FOR
 2 OPERATING EXPENDITURES FROM THE GENERAL FUND OR OTHER
 3 FUNDS AS SET OUT IN THE FISCAL YEAR 1985 BUDGET SUMMARY
 4 BY FUNDING SOURCE TO THE AGENCIES NAMED AND FOR THE
 5 PURPOSES EXPRESSED FOR THE FISCAL YEAR BEGINNING JULY 1,
 6 1984, AND ENDING JUNE 30, 1985, UNLESS OTHERWISE
 7 INDICATED.

		ALLOCATIONS	APPROPRIATION ITEMS	APPROPRIATION GENERAL FUND	FUND SOURCES OTHER FUNDS	
10	*****		*****			10
11	***** OFFICE OF THE GOVERNOR		*****			11
12	*****		*****			12
13	GENERAL GOVERNMENT					13
14	OFFICE OF THE GOVERNOR		21,987,100	21,897,300	89,800	14
15	HUMAN RIGHTS COMMISSION	1,329,000				15
16	ALASKA WOMENS COMMISSION	326,700				16
17	EXECUTIVE OFFICE	5,339,100				17
18	CONTINGENCY FUND	750,000				18
19	EXECUTIVE MANSION	379,300				19
20	ALASKA LANDS USE COUNCIL	250,600				20
21	OPERATIONS	7,455,500				21
22	LIEUTENANT GOVERNOR	630,200				22
23	ELECTIONS	4,743,600				23
24	HUMAN RIGHTS DATA/WORD PROCESSING	29,500				24
25	EXECUTIVE OFFICE DATA/WORD PROCESSING	83,600				25
26	ALASKA LAND USE COUNCIL DATA/WORD PROCESSING	14,000				26

1	OFFICE OF THE GOVERNOR (CONT.)				1		
2			ALLOCATIONS	APPROPRIATION	APPROPRIATION FUND SOURCES	2	
3				ITEMS	GENERAL FUND	OTHER FUNDS	3
4	LT. GOVERNOR DATA/WORD PROCESSING		7,000				4
5	OMB DATA/WORD PROCESSING		171,500				5
6	ELECTIONS DATA/WORD PROCESSING		377,500				6
7		*****		*****			7
8		***** DEPARTMENT OF ADMINISTRATION *****					8
9		*****		*****			9
10	EDUCATION						10
11	TEACHER RETIREMENT MATCH						11
12	TEACHER RETIREMENT MATCH			30,332,100	30,332,100		12
13	SOCIAL SERVICES						13
14	LONGEVITY BONUS						14
15	LONGEVITY BONUS			32,820,900	32,820,900		15
16	PIONEERS HOMES			21,555,900	19,996,400	1,559,500	16
17	SITKA		4,152,600				17
18	FAIRBANKS		3,807,400				18
19	PALMER		3,673,700				19
20	ANCHORAGE		7,222,500				20
21	KETCHIKAN		2,487,000				21
22	CENTRAL OFFICE		212,700				22
23	OLDER ALASKANS COMMISSION			9,790,100	4,675,900	5,114,200	23
24	ADMINISTRATION		1,144,100				24
25	GRANTS AND SERVICES		7,586,100				25

1	DEPARTMENT OF ADMINISTRATION (CONT.)				1		
2			ALLOCATIONS	APPROPRIATION	APPROPRIATION FUND SOURCES	2	
3				ITEMS	GENERAL FUND	OTHER FUNDS	3
4	LONG TERM CARE	1,059,900					4
5	ADMINISTRATION OF JUSTICE						5
6	PUBLIC DEFENDER			5,032,200	5,032,200		6
7	FIRST JUDICIAL DISTRICT	564,500					7
8	SECOND JUDICIAL DISTRICT	526,300					8
9	THIRD JUDICIAL DISTRICT	2,447,100					9
10	FOURTH JUDICIAL DISTRICT	1,279,900					10
11	ADMINISTRATION AND SUPPORT	214,400					11
12	GENERAL GOVERNMENT						12
13	ALASKA PUBLIC OFFICES COMMISSION						13
14	ALASKA PUBLIC OFFICES COMMISSION			591,100	591,100		14
15	DATA AND WORD PROCESSING			1,059,000	1,059,000		15
16	PERSONNEL	148,500					16
17	LABOR RELATIONS	2,600					17
18	FINANCE	736,900					18
19	GENERAL SERVICES	125,200					19
20	TELECOMMUNICATIONS SYSTEMS	17,200					20
21	EQUAL EMPLOYMENT OPPORTUNITY	28,600					21
22	RISK MANAGEMENT						22
23	RISK MANAGEMENT			15,114,400		15,114,400	23
24	INFORMATION RESOURCE MANAGEMENT						24
25	INFORMATION RESOURCE MANAGEMENT			16,566,900	12,360,700	4,206,200	25

1	DEPARTMENT OF ADMINISTRATION (CONT.)				1
2			APPROPRIATION	APPROPRIATION	FUND SOURCES
3		ALLOCATIONS	ITEMS	GENERAL FUND	OTHER FUNDS
4	PUBLIC BROADCASTING COMMISSION				
5	PUBLIC BROADCASTING COMMISSION		7,442,200	7,442,200	
6	RETIREMENT & BENEFITS				
7	RETIREMENT AND BENEFITS		5,579,100	838,300	4,740,800
8	LEASING AND FACILITIES				
9	LEASING AND FACILITIES		37,987,700	37,500,000	487,700
10	EMPLOYEE HOUSING				
11	EMPLOYEE HOUSING		1,753,100	911,600	841,500
12	CENTRALIZED ADMINISTRATIVE SERVICES		23,642,700	20,099,600	3,543,100
13	OFFICE OF THE COMMISSIONER	1,060,500			
14	ADMINISTRATIVE SERVICES	2,188,600			
15	PERSONNEL	2,964,500			
16	LABOR RELATIONS	841,500			
17	FINANCE	1,983,800			
18	PURCHASING	1,345,000			
19	PROPERTY MANAGEMENT	511,200			
20	CENTRAL DUPLICATING AND MAIL	2,217,200			
21	ARCHIVES	779,900			
22	TELECOMMUNICATIONS SYSTEMS	8,274,600			
23	OCCASIONAL USE TRANSPONDER	260,000			
24	TELECOMMUNICATIONS SERVICES	610,400			
25	EQUAL EMPLOYMENT OPPORTUNITY	518,500			

1	DEPARTMENT OF ADMINISTRATION (CONT.)		APPROPRIATION	APPROPRIATION	FUND SOURCES	2
3		ALLOCATIONS	ITEMS	GENERAL FUND	OTHER FUNDS	3
4	LABOR RELATIONS AGENCY	87,000				4
5		* * * * *	* * * * *			5
6		* * * * * DEPARTMENT OF LAW * * * * *				6
7		* * * * *	* * * * *			7
8	PUBLIC PROTECTION					8
9	CONSUMER PROTECTION					9
10	CONSUMER PROTECTION		827,300	827,300		10
11	ADMINISTRATION OF JUSTICE					11
12	PROSECUTION		10,668,100	10,241,600	426,500	12
13	FIRST JUDICIAL DISTRICT	1,088,200				13
14	SECOND JUDICIAL DISTRICT	831,400				14
15	THIRD JUDICIAL DISTRICT	3,792,800				15
16	FOURTH JUDICIAL DISTRICT	1,468,600				16
17	ADMINISTRATION AND SUPPORT	1,052,600				17
18	CRIMINAL APPEALS & SPECIAL PROSECUTION	1,683,200				18
19	PRE TRIAL DIVERSION	751,300				19
20	DATA AND WORD PROCESSING		403,200	339,500	63,700	20
21	PROSECUTION	153,000				21
22	LEGAL SERVICES	250,200				22
23	GENERAL GOVERNMENT					23
24	LEGAL SERVICES		10,702,000	4,997,900	5,704,100	24
25	OPERATIONS	9,074,100				25

1	DEPARTMENT OF LAW (CONT.)				1		
2			ALLOCATIONS	APPROPRIATION	APPROPRIATION FUND SOURCES	2	
3				ITEMS	GENERAL FUND	OTHER FUNDS	3
4	ADMINISTRATION & SUPPORT		471,300				4
5	SPECIAL OIL AND GAS PROJECTS		1,156,600				5
6		* * * * *		* * * * *			6
7		* * * * * DEPARTMENT OF REVENUE		* * * * *			7
8		* * * * *		* * * * *			8
9	PUBLIC PROTECTION						9
10	ALCOHOLIC BEVERAGE CONTROL BOARD						10
11	ALCOHOLIC BEVERAGE CONTROL BOARD			667,500	667,500		11
12	DEVELOPMENT						12
13	SHARED TAXES			80,741,500	80,741,500		13
14	MUNICIPAL ASSISTANCE		70,500,000				14
15	AMUSEMENT AND GAMING TAX		42,500				15
16	AVIATION FUEL TAX		141,000				16
17	ELECTRIC AND TELEPHONE COOPERATIVE TAX		1,300,000				17
18	LIQUOR LICENSE TAX		900,000				18
19	FISHERIES TAX		7,858,000				19
20	MUNICIPAL BOND BANK AUTHORITY						20
21	MUNICIPAL BOND BANK AUTHORITY			379,400		379,400	21
22	PERMANENT FUND CORPORATION						22
23	PERMANENT FUND CORPORATION			4,577,500		4,577,500	23
24	ALASKA HOUSING FINANCE CORPORATION						24
25	ALASKA HOUSING FINANCE CORPORATION			3,292,200		3,292,200	25

1	DEPARTMENT OF REVENUE (CONT.)		APPROPRIATION	APPROPRIATION	FUND SOURCES	2
2						
3		ALLOCATIONS	ITEMS	GENERAL FUND	OTHER FUNDS	3
4	GENERAL GOVERNMENT					4
5	CHILD SUPPORT ENFORCEMENT					5
6	CHILD SUPPORT ENFORCEMENT		4,468,100	1,301,400	3,166,700	6
7	REVENUE OPERATIONS		14,225,000	11,461,600	2,763,400	7
8	AUDIT	2,884,100				8
9	PETROLEUM REVENUE	1,941,100				9
10	ENFORCEMENT	1,117,000				10
11	PUBLIC SERVICE	1,455,700				11
12	TREASURY MANAGEMENT	4,148,000				12
13	OFFICE OF THE COMMISSIONER	1,287,300				13
14	ADMINISTRATIVE SERVICES	1,391,800				14
15	DATA AND WORD PROCESSING		1,947,500	1,028,300	919,200	15
16	ALCOHOL BEVERAGE CONTROL BOARD	7,800				16
17	AUDIT	70,800				17
18	PETROLEUM REVENUE	180,200				18
19	ENFORCEMENT	35,800				19
20	TREASURY ENFORCEMENT	29,300				20
21	PUBLIC SERVICE	77,600				21
22	CHILD SUPPORT ENFORCEMENT DIVISION	435,000				22
23	ADMINISTRATION AND SUPPORT	422,000				23
24	COMMISSIONER'S OFFICE	78,100				24
25	PFD-ADMINISTRATIVE SERVICES	453,800				25

1	DEPARTMENT OF REVENUE (CONT.)				1	
2			APPROPRIATION	APPROPRIATION	FUND SOURCES	2
3		ALLOCATIONS	ITEMS	GENERAL FUND	OTHER FUNDS	3
4	PFD-PUBLIC SERVICES	127,800				4
5	PFD-ENFORCEMENT	29,300				5
6	REFUNDABLE CREDITS					6
7	POLITICAL CAMPAIGN CONTRIBUTIONS		600,000	600,000		7
8	THE APPROPRIATION FOR POLITICAL CAMPAIGN					8
9	CONTRIBUTIONS LAPSES INTO THE GENERAL FUND JUNE 30, 1988.					9
10	PERMANENT FUND DIVIDEND		197,692,400		197,692,400	10
11	ADMINISTRATIVE SERVICES	766,300				11
12	PUBLIC SERVICES	723,900				12
13	ENFORCEMENT	932,600				13
14	PERMANENT FUND DIVIDEND PAYMENTS	195,269,600				14
15		*****	*****			15
16		***** DEPARTMENT OF EDUCATION *****				16
17		*****	*****			17
18	EDUCATION					18
19	K-12 SUPPORT		536,085,700	512,185,700	23,900,000	19
20	FOUNDATION PROGRAM	483,941,800				20
21	FOUNDATION SUPPLEMENTAL SUPPORT	1,175,000				21
22	PUPIL TRANSPORTATION	22,600,000				22
23	STUDENT LUNCH PROGRAM	9,500,000				23
24	CIGARETTE TAX DISTRIBUTION	2,500,000				24
25	TUITION STUDENTS	9,722,800				25

1	DEPARTMENT OF EDUCATION (CONT.)		APPROPRIATION	APPROPRIATION	FUND SOURCES	2
2			ITEMS	GENERAL FUND	OTHER FUNDS	3
3		ALLOCATIONS				
4	BOARDING HOME GRANTS	500,000				4
5	STATE CONTRACT PROGRAMS	5,546,100				5
6	RURAL SCHOOL VOCATIONAL EDUCATION PROG (RSVP)	600,000				6
7	MANAGEMENT, LAW AND FINANCE		3,101,400	2,022,100	1,079,300	7
8	MANAGEMENT AND MONITORING SERVICE	216,700				8
9	DISTRICT SUPPORT SERVICES	1,120,700				9
10	DEPARTMENT ADMINISTRATIVE SERVICES	821,100				10
11	DEPARTMENT OVERHEAD EXPENSES	515,400				11
12	CIP OVERHEAD AND ASSOCIATED COSTS	427,400				12
13	DATA AND WORD PROCESSING		666,200	599,700	66,500	13
14	VOCATIONAL REHABILITATION	68,600				14
15	CORRESPONDENCE STUDY	66,500				15
16	LIBRARIES AND MUSEUMS	73,200				16
17	ELEMENTARY AND SECONDARY EDUCATION	457,900				17
18	EDUCATION PROGRAM SUPPORT		17,253,400	1,730,800	15,522,600	18
19	EXCEPTIONAL CHILDREN	656,300				19
20	SUPPLEMENTAL PROGRAMS	14,732,600				20
21	SCHOOL IMPROVEMENT	1,814,500				21
22	EXECUTIVE ADMINISTRATION		879,500	869,000	10,500	22
23	COMMISSIONER'S OFFICE	712,200				23
24	STATE BOARD OF EDUCATION	167,300				24
25	COMMISSIONS AND BOARDS		5,775,500	5,064,300	711,200	25

1	DEPARTMENT OF EDUCATION (CONT.)		1
2		ALLOCATIONS	
3		APPROPRIATION	APPROPRIATION FUND SOURCES
4		ITEMS	GENERAL FUND OTHER FUNDS
4	PROFESSIONAL TEACHING PRACTICES COMMISSION	125,700	
5	ALASKA SCHOOL ACTIVITIES ASSOCIATION	234,700	
5	ALASKA STATE COUNCIL ON THE ARTS	4,842,600	
7	ALASKA HISTORICAL COMMISSION	572,500	
8	EDUCATION DESIGN AND DELIVERY		8,005,900 5,108,200 2,897,700
9	RESEARCH, EVALUATION AND INFORMATION	946,600	
10	EDUCATIONAL TECHNOLOGY AND TELECOMMUNICATIONS	4,391,600	
11	CORRESPONDENCE STUDY-STATE	2,667,700	
12	ADULT AND VOCATIONAL EDUCATION		13,962,900 10,268,600 3,694,300
13	ADULT BASIC EDUCATION	3,279,800	
14	COMMUNITY SCHOOLS ADJUSTMENTS	4,075,400	
15	FIRE SERVICE TRAINING	82,400	
16	ADULT VOCATIONAL EDUCATION	133,700	
17	OTHER VOCATIONAL EDUCATION GRANTS	300,000	
18	CORRECTIONS EDUCATION PROGRAM	861,400	
19	GRANTS ADMINISTRATION	1,279,500	
20	YOUTH EMPLOYMENT SERVICES	300,000	
21	KOTZEBUE TECHNICAL CENTER	1,090,000	
22	CAREER & VOCATIONAL EDUCATION	2,560,700	
23	ALASKA VOCATIONAL TECHNICAL CENTER		
24	OPERATIONS		4,750,800 3,899,300 851,500
25	VOCATIONAL REHABILITATION		11,173,000 4,979,700 6,193,300

1	DEPARTMENT OF EDUCATION (CONT.)				1		
2			ALLOCATIONS	APPROPRIATION	APPROPRIATION FUND SOURCES	2	
3				ITEMS	GENERAL FUND	OTHER FUNDS	3
4	GENERAL PROGRAM-SEC.110		7,435,200				4
5	SPECIALIZED FACILITIES		534,800				5
6	INDEPENDENT LIVING REHABILITATION		942,000				6
7	DISABILITY DETERMINATION		2,083,300				7
8	EMPLOYMENT OF THE HANDICAPPED		177,700				8
9	ALASKA POSTSECONDARY EDUCATION COMMISSION			5,037,900	4,615,800	422,100	9
10	GENERAL ADMINISTRATION		852,100				10
11	STUDENT LOAN ADMINISTRATION		2,073,900				11
12	WICHE-ADMINISTRATION		58,300				12
13	WICHE - STUDENT EXCHANGE PROGRAM		1,716,300				13
14	STUDENT INCENTIVE GRANT PROGRAM		190,500				14
15	DATA AND WORD PROCESSING		146,800				15
16	ALASKA STATE LIBRARY AND MUSEUMS			6,145,400	5,746,100	399,300	16
17	LIBRARY OPERATIONS		4,395,700				17
18	MUSEUM OPERATIONS		1,232,300				18
19	BLUE BOOK		52,400				19
20	SPECIFIC CULTURAL PROGRAMS		465,000				20

1			APPROPRIATION	APPROPRIATION	FUND SOURCES	1
2		ALLOCATIONS	ITEMS	GENERAL FUND	OTHER FUNDS	2
3		* * * * *	* * * * *			3
4		* * * * * DEPARTMENT OF HEALTH & SOCIAL SERVICES	* * * * *			4
5		* * * * *	* * * * *			5
6	SOCIAL SERVICES					6
7	ASSISTANCE PAYMENTS		53,481,800	33,787,900	19,693,900	7
8	AID TO FAMILIES WITH DEPENDENT CHILDREN	39,387,800				8
9	GENERAL RELIEF	537,000				9
10	ADULT PUBLIC ASSISTANCE	13,557,000				10
11	PERMANENT FUND DIVIDEND HOLD HARMLESS		4,253,900		4,253,900	11
12	ENERGY ASSISTANCE PROGRAM		6,747,500		6,747,500	12
13	MEDICAL ASSISTANCE		75,604,000	45,599,100	30,004,900	13
14	CATASTROPHIC ILLNESS	2,312,600				14
15	MEDICAID	63,031,900				15
16	GENERAL RELIEF-MEDICAL	10,259,500				16
17	PUBLIC ASSISTANCE ADMINISTRATION		13,584,300	7,799,000	5,785,300	17
18	ADMINISTRATION	2,367,800				18
19	QUALITY CONTROL	730,600				19
20	STAFF DEVELOPMENT	339,400				20
21	ELIGIBILITY DETERMINATION	9,749,600				21
22	MEDICAL CARE ADVISORY COMMITTEE	53,200				22
23	CERTIFICATION & LICENSING	343,700				23
24	RATE COMMISSION MEDICAL		382,600	196,400	186,200	24
25	SOCIAL SERVICES		45,890,000	44,732,700	1,157,300	25

1	DEPARTMENT OF HEALTH & SOCIAL SERVICES (CONT.)				1
2			APPROPRIATION	APPROPRIATION	FUND SOURCES
3		ALLOCATIONS	ITEMS	GENERAL FUND	OTHER FUNDS
4	DIRECT SERVICE DELIVERY	9,839,800			
5	PURCHASED SERVICES	6,913,400			
6	JUVENILE CUSTODY	16,264,300			
7	WORK INCENTIVE	659,500			
8	YOUTH SERVICES	12,213,000			
9	SOCIAL SERVICES BLOCK GRANT OFFSET			-4,227,100	4,227,100
10	MANILAQ		2,739,400	2,739,400	
11	ELIGIBILITY DETERMINATION & STAFF DEVELOPMENT	186,500			
12	SOCIAL SERVICES	1,061,500			
13	PUBLIC HEALTH SERVICES	754,600			
14	ALCOHOLISM AND DRUG ABUSE SERVICES	575,700			
15	MENTAL HEALTH SERVICES	161,100			
16	HEALTH				
17	STATE HEALTH SERVICES		23,624,800	17,430,000	6,194,800
18	PATIENT SERVICES	18,609,900			
19	LAB SERVICES	2,290,700			
20	ADMINISTRATIVE SERVICES	2,724,200			
21	HEALTH GRANTS		7,394,500	7,063,800	330,700
22	INFANT LEARNING GRANTS	2,091,000			
23	COMMUNITY HEALTH GRANTS	3,803,100			
24	EMERGENCY MEDICAL SERVICES	1,500,400			
25	ALCOHOL AND DRUG ABUSE SERVICES		14,464,300	12,959,900	1,504,400

1	DEPARTMENT OF HEALTH & SOCIAL SERVICES (CONT.)				1
2			APPROPRIATION	APPROPRIATION	FUND SOURCES
3		ALLOCATIONS	ITEMS	GENERAL FUND	OTHER FUNDS
4	ADMINISTRATION	1,415,800			
5	DRUG ABUSE GRANTS	1,550,000			
6	ALCOHOL ABUSE GRANTS	11,498,500			
7	MENTAL HEALTH SERVICES		21,152,100	19,944,100	1,208,000
8	ALASKA PSYCHIATRIC INSTITUTE	13,979,900			
9	REGIONAL ADMINISTRATION	2,051,400			
10	COMMUNITY MENTAL HEALTH GRANTS	5,120,800			
11	DEVELOPMENTAL DISABILITIES SERVICES		12,706,500	10,382,100	2,324,400
12	HARBORVIEW DEVELOPMENT CENTER	7,719,900			
13	COMMUNITY DEVELOPMENTAL DISABILITIES SERVICE	4,986,600			
14	GOVERNORS COUNCIL/HANDICAPPED & GIFTED		236,600		236,600
15	MENTAL HEALTH ADMINISTRATION		1,021,800	1,021,800	
16	DATA AND WORD PROCESSING		3,528,200	2,358,800	1,169,400
17	PUBLIC ASSISTANCE SERVICES	2,416,300			
18	PUBLIC HEALTH SERVICES	77,000			
19	MENTAL HEALTH SERVICES	123,000			
20	FAMILY AND YOUTH SERVICES	263,100			
21	ALCOHOLISM & DRUG ABUSE SERVICES	64,500			
22	DHSS ADMINISTRATIVE SERVICES	584,300			
23	DHSS ADMINISTRATIVE SERVICES		4,523,400	4,272,600	250,800
24	COMMISSIONER'S OFFICE	2,258,000			
25	PERSONNEL AND PAYROLL	505,400			

1	DEPARTMENT OF HEALTH & SOCIAL SERVICES (CONT.)				1	
2			APPROPRIATION	APPROPRIATION	FUND SOURCES	2
3		ALLOCATIONS	ITEMS	GENERAL FUND	OTHER FUNDS	3
4	BUDGET AND FINANCE	1,760,000				4
5	PLANNING, POLICY AND PROGRAM EVALUATION		1,356,900	990,900	366,000	5
6	PLANNING DEVELOPMENT AND VITAL STATISTICS	1,287,700				6
7	OVERHEAD AND ASSOCIATED COSTS CIP	69,200				7
8	*****	*****				8
9	***** DEPARTMENT OF LABOR *****					9
10	*****	*****				10
11	SOCIAL SERVICES					11
12			33,655,100	4,032,300	29,622,800	12
13	EMPLOYMENT SERVICES	10,023,800				13
14	UNEMPLOYMENT INSURANCE	13,194,000				14
15	UNEMPLOYMENT INSURANCE INVESTIGATION	530,500				15
16	DIRECTORS OFFICE	281,300				16
17	WORKERS INCENTIVE (WIN)	1,339,400				17
18	DATA PROCESSING	3,020,800				18
19	COMMISSIONER'S OFFICE	1,099,900				19
20	MANAGEMENT SERVICES	2,024,100				20
21	SPECIAL SERVICES	2,141,300				21
22	PUBLIC PROTECTION					22
23			12,439,100	7,177,500	5,261,600	23
24	OCCUPATIONAL SAFETY AND HEALTH	2,617,300				24
25	FISHERMENS FUND	1,473,700				25

1	DEPARTMENT OF COMMERCE & ECONOMIC DEVELOPMENT (CONT.)				1
2			APPROPRIATION	APPROPRIATION	FUND SOURCES
3		ALLOCATIONS	ITEMS	GENERAL FUND	OTHER FUNDS
4	ALASKA TRANSPORTATION COMMISSION				
5	ALASKA TRANSPORTATION COMMISSION		1,496,400	1,496,400	
6	ALASKA PUBLIC UTILITIES COMMISSION				
7	ALASKA PUBLIC UTILITIES COMMISSION		3,958,800	2,973,800	985,000
8	REAL ESTATE COMMISSION				
9	REAL ESTATE COMMISSION		427,400	322,400	105,000
10	OIL AND GAS CONSERVATION COMMISSION				
11	OIL AND GAS CONSERVATION COMMISSION		2,159,400	2,159,400	
12	DEVELOPMENT				
13	ALASKA POWER AUTHORITY		17,225,700	8,706,800	8,518,900
14	ADMINISTRATION	1,553,500			
15	POWER COST ASSISTANCE	7,153,300			
16	PLANT OPERATION & MAINTENANCE	5,469,000			
17	PROJECT POSITIONS/ASSOCIATED COSTS	3,049,900			
18	ECONOMIC DEVELOPMENT ADVOCATES		3,082,200	2,661,600	420,600
19	ENTERPRISE	761,600			
20	MINERALS DEVELOPMENT	382,200			
21	COMMERCIAL FISHERIES DEVELOPMENT	371,300			
22	INTERNATIONAL TRADE	543,500			
23	ENERGY	519,700			
24	OFFICE OF AGRICULTURE & FORESTRY	313,300			
25	OFFICE OF AGRICULTURE & FORESTRY CIP OVERHEAD	190,600			

1	DEPARTMENT OF COMMERCE & ECONOMIC DEVELOPMENT (CONT.)				1		
2			ALLOCATIONS	APPROPRIATION ITEMS	APPROPRIATION FUND SOURCES	2	
3					GENERAL FUND	OTHER FUNDS	3
4	FINANCE AND ECONOMICS						4
5	FINANCE AND ECONOMICS			721,000	661,600	59,400	5
6	INVESTMENTS AND COLLECTIONS			2,668,800	1,852,200	816,600	6
7	INVESTMENTS		1,236,400				7
8	ACCOUNTING AND COLLECTIONS		1,432,400				8
9	VETERANS' SERVICES						9
10	VETERANS' SERVICES			442,100	442,100		10
11	FISHERIES ENHANCEMENT TAX RECEIPTS						11
12	FISHERIES ENHANCEMENT TAX RECEIPTS			2,097,300	2,097,300		12
13	TOURISM						13
14	TOURISM			7,218,700	7,218,700		14
15	ALASKA INDUSTRIAL DEVELOPMENT AUTHORITY			1,749,300		1,749,300	15
16	ALASKA SEAFOOD MARKETING INSTITUTE			3,813,400	2,773,400	1,040,000	16
17		*****		*****			17
18		***** DEPARTMENT OF MILITARY AFFAIRS *****					18
19		*****		*****			19
20	PUBLIC PROTECTION						20
21	SEARCH AND RESCUE - CIVIL AIR PATROL			712,100	712,100		21
22	DISASTER PLANNING AND CONTROL			1,711,100	682,000	1,029,100	22
23	CIVIL PREPAREDNESS		867,000				23
24	FLOOD CONTROL		24,000				24
25	RESERVIST PROGRAM		13,000				25

1	DEPARTMENT OF MILITARY AFFAIRS (CONT.)		APPROPRIATION	APPROPRIATION	FUND SOURCES	2
2						
3		ALLOCATIONS	ITEMS	GENERAL FUND	OTHER FUNDS	3
4	HANDICAPPED PREPAREDNESS	3,000				4
5	CITY PARTICIPATION	154,000				5
6	RADIOLOGICAL DEFENSE PLAN	81,000				6
7	RADIOLOGICAL PROGRAM	76,400				7
8	NUCLEAR CIVIL PREPAREDNESS PLANNING	81,700				8
9	TRAINING	185,900				9
10	SHELTER SURVEY	83,300				10
11	DISASTER RELIEF ACT	50,000				11
12	TSUNAMI PLANNING	91,800				12
13	ALASKA NATIONAL GUARD		6,541,000	3,138,700	3,402,300	13
14	OFFICE OF ADJUTANT GENERAL	1,466,300				14
15	FACILITIES MAINTENANCE/ARMY	4,021,100				15
16	AIR TRAINING SUPPORT	1,046,300				16
17	ALASKA MILITARY ACADEMY	7,300				17
18	ALASKA NATIONAL GUARD BENEFITS		1,942,500	1,942,500		18
19	RETENTION BENEFITS	603,500				19
20	RETIREMENT BENEFITS	1,339,000				20
21	DATA AND WORD PROCESSING		42,100	42,100		21
22	CIVIL PREPAREDNESS	2,900				22
23	OFFICE OF ADJUTANT GENERAL	24,400				23
24	FACILITIES MAINTENANCE/ARMY	4,800				24
25	AIR TRAINING SUPPORT	10,000				25

1			APPROPRIATION	APPROPRIATION	FUND SOURCES	1	
2			ALLOCATIONS	ITEMS	GENERAL FUND	OTHER FUNDS	2
3		*****		*****			3
4		***** DEPARTMENT OF NATURAL RESOURCES *****					4
5		*****		*****			5
6	NATURAL RESOURCE MANAGEMENT						6
7	MANAGEMENT			3,301,100	3,301,100		7
8	COMMISSIONER'S OFFICE	1,402,000					8
9	ADMINISTRATIVE SERVICES	1,899,100					9
10	INFORMATION/RECORDS MANAGEMENT			7,544,200	7,059,300	484,900	10
11	INFORMATION/RECORDS NGMT	7,059,300					11
12	DIRECT CHARGE CIP	484,900					12
13	DATA AND WORD PROCESSING						13
14	DATA AND WORD PROCESSING			2,590,800	2,590,800		14
15	LAND & WATER MANAGEMENT			13,359,900	12,904,200	453,700	15
16	LAND/WATER PUBLIC USE	9,194,600					16
17	LAND CONVEYANCES	2,993,900					17
18	MATERIALS/WATER RESOURCES INVENTORY	1,171,400					18
19	FOREST MANAGEMENT						19
20	FOREST MANAGEMENT			10,560,500	9,962,500	598,000	20
21	MINERALS/ENERGY MANAGEMENT			8,296,400	5,757,000	2,539,400	21
22	PRE-SALE ANALYSIS	1,582,200					22
23	PETROLEUM MANAGEMENT	3,120,300					23
24	MINERALS MANAGEMENT	3,593,900					24
25	RESOURCE INVENTORY/GEOLOGICAL INVESTIGATIONS						25
26	RESOURCE INVENTORY/GEOLOGICAL INVESTIGATIONS			6,814,700	6,492,100	322,600	26

1	DEPARTMENT OF NATURAL RESOURCES (CONT.)		1
2		ALLOCATIONS	2
3		ITEMS	3
4	PARKS AND RECREATION MANAGEMENT	8,067,400	4
5	HISTORIC RESOURCE MANAGEMENT	418,100	5
6	PARKS MANAGEMENT	6,029,100	6
7	DIRECT CHARGE/OVERHEAD CIP	1,620,200	7
8	AGRICULTURAL MANAGEMENT		8
9	AGRICULTURAL MANAGEMENT	2,784,000	9
10	COMMISSIONS		10
11	COMMISSIONS	295,500	11
12	*****	*****	12
13	***** DEPARTMENT OF FISH & GAME *****	*****	13
14	*****	*****	14
15	NATURAL RESOURCE MANAGEMENT		15
16	COMMERCIAL FISHERIES	20,099,100	16
17	COMMERCIAL FISHERIES	19,194,100	17
18	SPECIAL PROJECTS	905,000	18
19	SPORT FISHERIES	11,364,500	19
20	SPORT FISHERIES	6,364,500	20
21	SPECIAL PROJECTS	5,000,000	21
22	F.R.E.D.	14,656,600	22
23	F.R.E.D.	14,189,600	23
24	SPECIAL PROJECTS	289,000	24
25	CAPITAL IMPROVEMENT POSITION COSTS	178,000	25

1	DEPARTMENT OF FISH & GAME (CONT.)				1
2			APPROPRIATION	APPROPRIATION	FUND SOURCES
3		ALLOCATIONS	ITEMS	GENERAL FUND	OTHER FUNDS
4	VESSELS		1,854,700	1,854,700	
5	COMMERCIAL FISHERIES ENTRY COMMISSION		2,220,500	2,120,500	100,000
6	DATA PROCESSING	542,900			
7	PROGRAM ADMINISTRATION	1,677,600			
8	GAME		12,578,800	2,823,900	7,754,900
9	GAME	10,740,600			
10	SPECIAL PROJECTS	1,816,200			
11	CAPITAL IMPROVEMENT POSITION COSTS	22,000			
12	ADMINISTRATION AND SUPPORT		5,114,000	4,834,000	280,000
13	OFFICE OF THE COMMISSIONER	1,089,100			
14	PUBLIC COMMUNICATIONS	743,300			
15	ADMINISTRATIVE SERVICES	3,281,600			
16	BOARDS OF FISHERIES AND GAME				
17	BOARDS OF FISHERIES AND GAME		1,312,300	813,500	498,800
18	SUBSISTENCE		3,211,300	2,399,200	812,600
19	SUBSISTENCE	2,899,200			
20	SPECIAL PROJECTS	312,600			
21	HABITAT		5,768,500	2,752,800	3,015,700
22	HABITAT	2,752,800			
23	SPECIAL PROJECTS	313,000			
24	CAPITAL IMPROVEMENT POSITION COSTS	2,702,700			
25	DATA AND WORD PROCESSING		2,453,300	2,165,000	288,300

1	DEPARTMENT OF FISH & GAME (CONT.)		APPROPRIATION	APPROPRIATION	FUND SOURCES	2
3		ALLOCATIONS	ITEMS	GENERAL FUND	OTHER FUNDS	3
4	COMMERCIAL FISHERIES	589,500				4
5	SPORT FISHERIES	377,200				5
6	F.R.E.D.	279,200				6
7	GAME	462,900				7
8	ADMINISTRATION AND SUPPORT	296,000				8
9	SUBSISTENCE	282,700				9
10	HABITAT	165,800				10
11		* * * * *	* * * * *			11
12		* * * * * DEPARTMENT OF PUBLIC SAFETY	* * * * *			12
13		* * * * *	* * * * *			13
14	NATURAL RESOURCE MANAGEMENT					14
15	FISH & WILDLIFE PROTECTION		13,740,400	13,740,400		15
16	ENFORCEMENT & INVESTIGATIVE SERVICES UNIT	9,328,900				16
17	DIRECTOR'S OFFICE	318,800				17
18	AIRCRAFT SECTION	1,014,900				18
19	MARINE ENFORCEMENT	3,077,800				19
20	PUBLIC PROTECTION					20
21	FIRE PREVENTION					21
22	FIRE PREVENTION		1,260,500	1,000,500	260,000	22
23	HIGHWAY SAFETY PLANNING AGENCY					23
24	HIGHWAY SAFETY PLANNING AGENCY		1,792,400	337,400	1,455,000	24
25	MOTOR VEHICLES		6,052,000	5,630,900	421,100	25

1	DEPARTMENT OF PUBLIC SAFETY (CONT.)		APPROPRIATION	APPROPRIATION	FUND SOURCES	1
2			ITEMS	GENERAL FUND	OTHER FUNDS	2
3		ALLOCATIONS				3
4	DRIVER SERVICES	964,300				4
5	VEHICLE SERVICES	369,600				5
6	FIELD SERVICES	4,102,300				6
7	ADMINISTRATION	675,800				7
8	ADMINISTRATION OF JUSTICE					8
9	ALASKA STATE TROOPERS		35,498,000	35,392,000	106,000	9
10	DETACHMENTS & CRIMINAL INVESTIGATIONS BUREAU	24,718,500				10
11	NARCOTICS UNIT	2,528,700				11
12	DIRECTOR'S OFFICE	912,800				12
13	LABORATORY SERVICES	979,600				13
14	CENTRAL COMMUNICATIONS	1,196,700				14
15	COMMUNITY SERVICES	136,800				15
16	JUDICIAL SERVICES	3,372,700				16
17	PRISONER TRANSPORTATION	850,000				17
18	SEARCH AND RESCUE	269,900				18
19	BUILDING SECURITY	532,300				19
20	VILLAGE PUBLIC SAFETY OFFICER PROGRAM		6,135,000	6,135,000		20
21	CONTRACTS	3,675,000				21
22	SUPPORT	2,200,000				22
23	ADMINISTRATON	260,000				23
24	ALASKA POLICE STANDARDS COUNCIL		354,300	354,300		24
25	ALASKA POLICE STANDARDS COUNCIL	354,300				25
26	VIOLENT CRIMES COMPENSATION BOARD		732,900	732,900		26

1	DEPARTMENT OF PUBLIC SAFETY (CONT.)		APPROPRIATION	APPROPRIATION	FUND SOURCES	2
3		ALLOCATIONS	ITEMS	GENERAL FUND	OTHER FUNDS	3
4	VIOLENT CRIMES COMPENSATION BOARD	732,900				4
5	DOMESTIC VIOLENCE AND SEXUAL ASSAULT		4,547,400	4,547,400		5
6	DOMESTIC VIOLENCE AND SEXUAL ASSAULT	4,547,400				6
7	ADMINISTRATION		9,061,000	8,962,000	99,000	7
8	CONTRACT JAILS	3,376,000				8
9	COMMISSIONER'S OFFICE	605,400				9
10	TRAINING ACADEMY	1,573,100				10
11	ADMINISTRATIVE SERVICES	2,132,500				11
12	DATA AND WORD PROCESSING	1,374,000				12
13	* * * * *		* * * * *			13
14	* * * * * DEPARTMENT OF TRANSPORTATION/PUBLIC FACILITIES * * * * *					14
15	* * * * *		* * * * *			15
16	TRANSPORTATION					16
17	OFFICE OF THE COMMISSIONER		986,600	920,900	65,700	17
18	COMMISSIONER'S OFFICE	979,700				18
19	DATA AND WORD PROCESSING	6,900				19
20	SNOW AND ICE REMOVAL CONTINGENCY FUND					20
21	SNOW AND ICE REMOVAL CONTINGENCY FUND		1,000,000	1,000,000		21
22	THIS APPROPRIATION FOR OPERATING COSTS FOR SNOW AND ICE					22
23	REMOVAL MAY BE REALLOCATED AMONG THE REGIONS AS REQUIRED.					23
24	ALASKA RAILROAD					24
25	ALASKA RAILROAD		304,100		304,100	25
26	STATEWIDE SUPPORT SERVICES		15,263,700	10,260,500	5,003,200	26

1	DEPARTMENT OF TRANSPORTATION/PUBLIC FACILITIES (CONT.)		APPROPRIATION	APPROPRIATION	FUND SOURCES	1
2						2
3		ALLOCATIONS	ITEMS	GENERAL FUND	OTHER FUNDS	3
4	INTERNAL REVIEW	631,800				4
5	INTERNAL REVIEW DATA AND WORD PROCESSING	6,400				5
6	ADMINISTRATIVE SERVICES	265,500				6
7	ADMIN SERVICES DATA & WORD PROCESSING	22,800				7
8	STATE EQUIPMENT FLEET	308,300				8
9	INFORMATION SYSTEMS	2,482,300				9
10	PLANNING	1,937,000				10
11	PLANNING DATA AND WORD PROCESSING	155,000				11
12	STANDARDS AND TECHNICAL SERVICES	2,974,000				12
13	TECHNICAL SERVICES DATA AND WORD PROCESSING	35,000				13
14	CIP PROGRAM	3,385,600				14
15	CENTRAL REGION		71,745,000	39,465,200	32,279,800	15
16	MAJOR PROJECTS DEVELOPMENT	210,600				16
17	MAJOR PROJECTS DATA AND WORD PROCESSING	24,000				17
18	ADMINISTRATIVE SERVICES	2,343,900				18
19	STATE EQUIPMENT FLEET	6,156,500				19
20	ADMIN SERVICES DATA AND WORD PROCESSING	24,900				20
21	AIRPORT LEASING	648,100				21
22	PLANNING	2,452,000				22
23	PLANNING DATA AND WORD PROCESSING	44,900				23
24	D & C ENGINEERING MANAGEMENT	5,188,000				24
25	D & C DATA AND WORD PROCESSING	108,800				25

1	DEPARTMENT OF TRANSPORTATION/PUBLIC FACILITIES (CONT.)				1
2			APPROPRIATION	APPROPRIATION	FUND SOURCES
3		ALLOCATIONS	ITEMS	GENERAL FUND	OTHER FUNDS
4	D & C CIP PROGRAM	22,005,700			
5	M & O HIGHWAYS AND AVIATION	27,238,300			
6	M & O TRAFFIC SIGNAL MANAGEMENT	741,000			
7	M & O FACILITIES	3,228,700			
8	M & O ADMINISTRATION	1,325,600			
9	M & O DATA AND WORD PROCESSING	3,100			
10	ANCHORAGE INTERNATIONAL AIRPORT		15,719,700		15,719,700
11	FIELD MAINTENANCE	2,707,700			
12	BUILDING MAINTENANCE	3,267,500			
13	SECURITY	3,513,600			
14	CUSTODIAL	2,822,400			
15	EQUIPMENT	1,112,100			
16	ADMINISTRATION	2,278,600			
17	DATA AND WORD PROCESSING	17,800			
18	NORTHERN REGION		81,571,900	48,251,600	33,320,300
19	INTERIOR DISTRICT ADMINISTRATIVE SERVICES	2,006,700			
20	INTERIOR DISTRICT STATE EQUIPMENT FLEET	6,851,100			
21	WESTERN DISTRICT ADMINISTRATIVE SERVICES	534,500			
22	WESTERN DISTRICT STATE EQUIPMENT FLEET	925,800			
23	SOUTHCENTRAL DISTRICT ADMINISTRATIVE SERVICES	449,300			
24	SOUTHCENTRAL DISTRICT STATE EQUIPMENT FLEET	2,312,200			
25	ADMIN SERVICES DATA AND WORD PROCESSING	185,600			

1	DEPARTMENT OF TRANSPORTATION/PUBLIC FACILITIES (CONT.)		1
2		ALLOCATIONS	2
3		ITEMS	3
4	PLANNING		4
5	PLANNING DATA AND WORD PROCESSING		5
6	PLANNING RESEARCH		6
7	D & C ENGINEERING MANAGEMENT		7
8	D & C DATA AND WORD PROCESSING		8
9	D & C CIP PROGRAM		9
10	INTERIOR DISTRICT M & O HIGHWAYS AND AVIATION		10
11	INTERIOR DISTRICT M & O FACILITIES		11
12	INTERIOR DISTRICT M & O ADMINISTRATION		12
13	WESTERN DISTRICT M & O AIRPORTS		13
14	WESTERN DISTRICT M & O HIGHWAYS		14
15	WESTERN DISTRICT M & O FACILITIES		15
16	WESTERN DISTRICT M & O ADMINISTRATION		16
17	WESTERN DISTRICT M & O DATA & WORD PROCESSING		17
18	SOUTHCENTRAL DISTRICT M & O AIRPORTS		18
19	SOUTHCENTRAL DISTRICT M & O HIGHWAYS		19
20	SOUTHCENTRAL DISTRICT M & O FACILITIES		20
21	SOUTHCENTRAL DISTRICT M & O ADMINISTRATION		21
22	FAIRBANKS INTERNATIONAL AIRPORT		22
23	FIELD MAINTENANCE		23
24	BUILDING MAINTENANCE		24
25	SECURITY		25
		1,230,200	
		500	
		1,119,500	
		3,168,500	
		205,900	
		20,504,100	
		21,708,800	
		4,471,000	
		1,026,700	
		2,094,200	
		1,873,000	
		692,500	
		330,200	
		5,000	
		557,300	
		6,518,800	
		2,538,800	
		432,600	
			6,778,800
		1,475,200	
		1,207,000	
		3,021,100	

1	DEPARTMENT OF TRANSPORTATION/PUBLIC FACILITIES (CONT.)				1	
2			APPROPRIATION	APPROPRIATION	FUND SOURCES	2
3		ALLOCATIONS	ITEMS	GENERAL FUND	OTHER FUNDS	3
4	CUSTODIAL	506,100				4
5	ADMINISTRATION	569,400				5
6	SOUTHEAST REGION		27,401,800	16,912,300	10,489,500	6
7	ADMINISTRATIVE SERVICES	1,341,400				7
8	ADMIN SERVICES DATA AND WORD PROCESSING	9,800				8
9	STATE EQUIPMENT FLEET	1,937,700				9
10	PLANNING	741,300				10
11	PLANNING DATA AND WORD PROCESSING	22,100				11
12	D & C ENGINEERING MANAGEMENT	2,295,600				12
13	D & C DATA AND WORD PROCESSING	100,500				13
14	D & C CIP PROGRAM	2,311,700				14
15	M & O HIGHWAYS AND AVIATION	7,719,500				15
16	M & O FACILITIES	4,514,900				16
17	M & O ADMINISTRATION	37,300				17
18	MARINE TRANSPORTATION		66,059,500	64,261,100	1,798,500	18
19	ADMINISTRATION	2,369,400				19
20	MARINE ENGINEERING MANAGEMENT	425,600				20
21	MARINE ENGINEERING CIP	1,128,400				21
22	SALES & SERVICES SOUTHEAST SHORE FACILITIES	2,271,300				22
23	SALES & SERVICES SOUTHWEST SHORE FACILITIES	666,600				23
24	SALES AND SERVICE MANAGEMENT	916,700				24
25	SALES & SERVICES DATA AND WORD PROCESSING	178,200				25

1	DEPARTMENT OF TRANSPORTATION/PUBLIC FACILITIES (CONT.)	1
2		2
3	ALLOCATIONS	3
4	APPROPRIATION ITEMS	4
5	GENERAL FUND	5
6	OTHER FUNDS	6
4	SOUTHEAST VESSEL OPERATIONS AND OVERHAUL	48,073,400
5	SOUTHWEST VESSEL OPERATIONS AND OVERHAUL	9,428,700
6	OPERATIONS MANAGEMENT	601,300
7	* * * * *	* * * * *
8	* * * * * DEPARTMENT OF ENVIRONMENTAL CONSERVATION	* * * * *
9	* * * * *	* * * * *
10	NATURAL RESOURCE MANAGEMENT	10
11	DEPARTMENT OF ENVIRONMENTAL CONSERVATION	11
12	OFFICE OF THE COMMISSIONER	760,300
13	ADMINISTRATIVE SERVICES	671,500
14	OPERATIONS	1,231,900
15	CIP OVERHEAD POSITIONS	391,500
16	ENVIRONMENTAL QUALITY OPERATIONS DIRECTOR	338,000
17	MONITORING & LABORATORY SUPPORT	89,300
18	SOUTHEAST REGION	1,096,700
19	SOUTHCENTRAL REGION	2,089,900
20	NORTHERN REGION	2,086,400
21	ENVIRONMENTAL QUALITY MANAGEMENT DIRECTOR	438,600
22	AIR AND SOLID WASTE	1,499,200
23	WATER QUALITY MANAGEMENT	1,214,800
24	DATA AND WORD PROCESSING	329,900
25	SEAFOOD & ANIMAL ADMINISTRATION	140,400

1	DEPARTMENT OF ENVIRONMENTAL CONSERVATION (CONT.)				1
2			ALLOCATIONS	APPROPRIATION	APPROPRIATION FUND SOURCES
3				ITEMS	GENERAL FUND OTHER FUNDS
4	ANIMAL INDUSTRY		756,600		
5	SEAFOOD INDUSTRY		1,449,600		
6		*****		*****	
7		***** DEPARTMENT OF COMMUNITY & REGIONAL AFFAIRS		*****	
8		*****		*****	
9	SOCIAL SERVICES				
10	SENIOR CITIZENS TAX RELIEF			2,515,200	2,515,200
11	PROPERTY TAX EXEMPTION		2,158,600		
12	RENTERS EQUIVALENCY REBATE		208,700		
13	WATER & SEWER ASSESSMENTS		30,000		
14	MOTOR VEHICLE EXEMPTION		117,900		
15	CHILD ASSISTANCE			14,469,400	14,469,400
16	CHILD CARE		11,701,400		
17	HEAD START GRANTS		2,768,000		
18	JOBS TRAINING PARTNERSHIP ACT			9,131,700	1,148,100 7,983,600
19	STATEWIDE TRAINING AND EMPLOYMENT PROGRAM		2,752,500		
20	YOUTH PROGRAMS		1,808,500		
21	GOVERNOR'S TRAINING PROGRAM		3,670,700		
22	CHALLENGE GRANTS		400,000		
23	DISLOCATED WORKERS		500,000		
24	DISPLACED HOMEMAKERS			609,600	609,600
25	DISPLACED HOMEMAKERS		609,600		

1	DEPARTMENT OF COMMUNITY & REGIONAL AFFAIRS (CONT.)				1
2			APPROPRIATION	APPROPRIATION	FUND SOURCES
3		ALLOCATIONS	ITEMS	GENERAL FUND	OTHER FUNDS
4	DEVELOPMENT				
5	COMMUNITY ASSISTANCE GRANTS		61,567,500	58,679,000	2,888,500
6	MUNICIPAL REVENUE SHARING	57,850,000			
7	AGRICULTURAL LAND EXEMPTION	150,000			
8	NATIONAL FOREST RECEIPTS	2,888,500			
9	ORGANIZATIONAL GRANTS	30,100			
10	COMMUNITY LEGAL ASSISTANCE GRANTS	48,900			
11	BULK FUEL GRANTS	600,000			
12	COMMUNITY ASSISTANCE/ADMINISTRATION		14,890,900	12,058,000	2,832,900
13	TRAINING, DEVELOPMENT, & RURAL DEV. ASSISTANCE	5,904,500			
14	ENERGY CONSERVATION	2,831,200			
15	WEATHERIZATION CIP	869,500			
16	INSTITUTIONAL BUILDING CONSERVATION CIP	111,000			
17	STATEWIDE ASSISTANCE AND ENTITLEMENT	2,182,900			
18	PLAN OF SURVEY	651,200			
19	MUNICIPAL LANDS TRUSTEE	285,500			
20	OFFICE OF THE COMMISSIONER	705,100			
21	ADMINISTRATIVE SERVICES	1,077,700			
22	DATA AND WORD PROCESSING BRU	242,300			
23	COMMUNITY BLOCK GRANTS		2,304,000		2,304,000
24	COMMUNITY BLOCK GRANTS	2,304,000			
25	HOUSING ASSISTANCE		2,703,600	1,850,100	853,500

1	DEPARTMENT OF COMMUNITY & REGIONAL AFFAIRS (CONT.)			1		
2			APPROPRIATION	APPROPRIATION FUND SOURCES	2	
3		ALLOCATIONS	ITEMS	GENERAL FUND	OTHER FUNDS	3
4	HOUSING LOAN ADMINISTRATION	2,606,000				4
5	GRANTS, DEMONSTRATIONS, & INFORMATION SYSTEMS	97,600				5
6	* * * * *		* * * * *			6
7	* * * * * DEPARTMENT OF CORRECTIONS * * * * *					7
8	* * * * *		* * * * *			8
9	ADMINISTRATION OF JUSTICE					9
10	ADMINISTRATION AND SUPPORT		14,731,300	14,469,100	262,200	10
11	COMMISSIONER'S OFFICE	721,400				11
12	PAROLE BOARD	334,900				12
13	FACILITY-CAPITAL IMPROVEMENT UNIT	262,200				13
14	ADMINISTRATIVE SERVICES	1,642,900				14
15	STATEWIDE PROGRAMS	4,675,200				15
16	CORRECTIONAL INDUSTRIES ADMINISTRATION	480,400				16
17	CORRECTIONAL INDUSTRIES PRODUCT COST	283,800				17
18	CAREER ENHANCEMENT TRAINING	262,600				18
19	OUT-OF-STATE CONTRACTUAL	3,174,700				19
20	MAJOR MEDICAL	2,630,000				20
21	DATA AND WORD PROCESSING	263,200				21
22	NORTHERN AND INTERIOR REGION		12,536,800	12,536,800		22
23	DIRECTOR'S OFFICE	194,900				23
24	FAIRBANKS CORRECTIONAL CENTER	6,301,300				24
25	NOME CORRECTIONAL CENTER	1,983,600				25

1	DEPARTMENT OF CORRECTIONS (CONT.)		1
2		ALLOCATIONS	2
3		APPROPRIATION	3
4		ITEMS	4
5		GENERAL FUND	5
6		OTHER FUNDS	6
4	BETHEL CORRECTIONAL CENTER	2,781,100	
5	PROBATION	1,275,900	
6	SOUTHCENTRAL REGION		34,001,600
7	DIRECTOR'S OFFICE	521,000	
8	PALMER CORRECTIONAL CENTER	4,393,600	
9	HILAND MOUNTAIN CORRECTIONAL CENTER	5,437,700	
10	MEADOW CREEK CORRECTIONAL CENTER	1,232,900	
11	COOK INLET PRE-TRIAL FACILITY	7,053,400	
12	ANCHORAGE STATE CORRECTIONAL CENTER	1,991,800	
13	ANCHORAGE ANNEX CORRECTIONAL CENTER	2,600,400	
14	RIDGEVIEW CORRECTIONAL CENTER	930,700	
15	WILDWOOD CORRECTIONAL CENTER	4,936,900	
16	GOOSE BAY CORRECTIONAL CENTER	2,967,400	
17	PROBATION	1,935,800	
18	SOUTHEAST REGION		8,491,900
19	DIRECTOR'S OFFICE	146,300	
20	JUNEAU CORRECTIONAL CENTER	4,767,500	
21	JOHNSON HUMAN SERVICES CENTER	889,600	
22	KETCHIKAN CORRECTIONAL CENTER	2,002,000	
23	PROBATION	686,500	

1			APPROPRIATION	APPROPRIATION	FUND SOURCES	1
2		ALLOCATIONS	ITEMS	GENERAL FUND	OTHER FUNDS	2
3		* * * * *				3
4		* * * * * UNIVERSITY OF ALASKA * * * * *				4
5		* * * * *				5
6	UNIVERSITY OF ALASKA					6
7	STATEWIDE PROGRAMS AND SERVICES		24,400,700	15,798,400	8,602,300	7
8	STATEWIDE PROGRAMS AND SERVICES	22,453,300				8
9	CIP OVERHEAD POSITIONS & ASSOCIATED COSTS	1,947,400				9
10	UNIVERSITY OF ALASKA, FAIRBANKS		129,181,300	68,239,100	60,942,200	10
11	UNIVERSITY OF ALASKA, FAIRBANKS	83,149,700				11
12	ORGANIZED RESEARCH	46,031,600				12
13	UNIVERSITY OF ALASKA, ANCHORAGE		35,481,300	24,370,800	11,110,500	13
14	UNIVERSITY OF ALASKA, JUNEAU		12,913,600	10,520,900	2,392,700	14
15	ANCHORAGE COMMUNITY COLLEGE		25,809,000	17,844,600	7,964,400	15
16	COMMUNITY COLLEGES, COOP EXTENSION & RURAL ED		44,256,000	32,112,300	12,143,700	16
17	STATEWIDE STAFF AND SUPPORT	4,407,400				17
18	FISHERIES INDUSTRIAL TECHNICAL CENTER	648,800				18
19	CHUKCHI COMMUNITY COLLEGE	1,107,900				19
20	KENAI PENINSULA COMMUNITY COLLEGE	4,373,700				20
21	KETCHIKAN COMMUNITY COLLEGE	1,890,700				21
22	KODIAK COMMUNITY COLLEGE	2,464,600				22
23	KUSKOKWIM COMMUNITY COLLEGE	4,638,800				23
24	MATANUSKA - SUSITNA COMMUNITY COLLEGE	2,292,200				24
25	NORTHWEST COMMUNITY COLLEGE	2,331,400				25

1	UNIVERSITY OF ALASKA (CONT.)		1
2		ALLOCATIONS	2
3		APPROPRIATION ITEMS	3
4	PRINCE WILLIAM SOUND COMMUNITY COLLEGE	2,225,500	4
5	ISLANDS COMMUNITY COLLEGE	1,415,600	5
6	TANANA VALLEY COMMUNITY COLLEGE	5,221,600	6
7	RURAL EDUCATION	5,052,300	7
8	COOPERATIVE EXTENSION SERVICE	6,185,500	8
9	*****	*****	9
10	***** ALASKA COURT SYSTEM *****		10
11	*****	*****	11
12	ADMINISTRATION OF JUSTICE		12
13	ADMINISTRATION AND SUPPORT	39,860,600	13
14	APPELLATE COURTS	3,859,100	14
15	TRIAL COURTS	31,603,200	15
16	ADMINISTRATOR & SUPPORT	4,393,300	16
17	COMMISSION ON JUDICIAL CONDUCT		17
18	OPERATIONS	99,200	18
19	JUDICIAL COUNCIL		19
20	OPERATIONS	444,400	20

		ALLOCATIONS	APPROPRIATION ITEMS	APPROPRIATION GENERAL FUND	FUND SOURCES OTHER FUNDS	
1						1
2						2
3		*****				3
4		***** LEGISLATURE *****				4
5		*****				5
6	GENERAL GOVERNMENT					6
7	BUDGET & AUDIT COMMITTEE		6,208,700	6,208,700		7
8	LEGISLATIVE AUDIT	2,693,900				8
9	LEGISLATIVE FINANCE	2,949,800				9
10	COMMITTEE EXPENSES	565,000				10
11	LEGISLATIVE COUNCIL		28,402,200	28,402,200		11
12	SALARIES AND ALLOWANCES	4,073,500				12
13	LEADERSHIP	4,000,000				13
14	EXECUTIVE ADMINISTRATION	3,052,200				14
15	ADMINISTRATIVE SERVICES	1,646,700				15
16	HOUSE RESEARCH	617,700				16
17	LEGAL SERVICES	1,605,200				17
18	SESSION EXPENSES	5,959,100				18
19	COUNCIL & SUBCOMMITTEES	956,500				19
20	OFFICE SPACE RENTAL	2,379,700				20
21	EQUIPMENT ACCOUNT	93,000				21
22	PUBLIC SERVICES	3,390,600				22
23	SENATE ADVISORY COUNCIL	617,700				23
24	OMBUDSMAN		1,885,200	1,885,200		24

1		APPROPRIATION	APPROPRIATION	FUND SOURCES	1
2		ITEMS	GENERAL FUND	OTHER FUNDS	2
3	* SEC. 18	THE FOLLOWING APPROPRIATION ITEMS ARE FOR			3
4		LOAN PROGRAMS FROM THE GENERAL FUND OR OTHER FUNDS AS			4
5		SET OUT IN THE FISCAL YEAR 1985 BUDGET SUMMARY BY			5
6		ORIGINATING SOURCE TO THE AGENCIES NAMED AND FOR THE			6
7		PURPOSES EXPRESSED.			7
8		COMMERCIAL FISHING LOAN PROGRAM	8,600,000	8,600,000	8
9		(\$3,500,000), ALTERNATIVE TECHNOLOGY AND			9
10		ENERGY LOAN PROGRAM (\$5,100,000)			10
11		APPROPRIATED TO DEPARTMENT OF COMMERCE			11
12		& ECONOMIC DEVELOPMENT			12
13		ALASKA POWER AUTHORITY, RURAL	1,000,000	1,000,000	13
14		ELECTRIFICATION REVOLVING LOAN FUND			14
15		APPROPRIATED TO DEPARTMENT OF COMMERCE			15
16		& ECONOMIC DEVELOPMENT			16
17		ALASKA POWER AUTHORITY, POWER PROJECT FUND	1,110,000	1,110,000	17
18		(CRAIG/KLAWOCK)			18
19		APPROPRIATED TO DEPARTMENT OF COMMERCE			19
20		& ECONOMIC DEVELOPMENT			20
21		COMMISSION ON POSTSECONDARY EDUCATION,	65,950,000	65,450,000	500,000 21
22		SCHOLARSHIP REVOLVING LOAN FUND			22
23		APPROPRIATED TO DEPARTMENT OF EDUCATION			23
24		DIVISION OF AGRICULTURE, AGRICULTURAL	13,000,000	13,000,000	24
25		REVOLVING LOAN FUND			25
26		APPROPRIATED TO DEPARTMENT OF NATURAL			26
27		RESOURCES			27

1	LOAN PROGRAMS (CONT.)			1
2		APPROPRIATION	APPROPRIATION FUND SOURCES	2
3		ITEMS	GENERAL FUND OTHER FUNDS	3
4	DIVISION OF AGRICULTURE, GRAIN RESERVE LOAN	1,000,000	1,000,000	4
5	FUND			5
6	APPROPRIATED TO DEPARTMENT OF NATURAL			6
7	RESOURCES			7
8	ALASKA HOUSING FINANCE CORPORATION, SPECIAL	71,000,000	71,000,000	8
9	MORTGAGE LOAN PURCHASE PROGRAM			9
10	APPROPRIATED TO DEPARTMENT OF REVENUE			10
11	ALASKA HOUSING FINANCE CORPORATION, MOBILE	34,000,000	34,000,000	11
12	HOME LOAN PURCHASE PROGRAM			12
13	APPROPRIATED TO DEPARTMENT OF REVENUE			13
14	HOUSING ASSISTANCE DIVISION, HOUSING	65,000,000	65,000,000	14
15	ASSISTANCE LOAN FUND			15
16	APPROPRIATED TO DEPARTMENT OF COMMUNITY			16
17	& REGIONAL AFFAIRS			17

1		APPROPRIATION	APPROPRIATION	FUND SOURCES	1	
2		ALLOCATIONS	ITEMS	GENERAL FUND	OTHER FUNDS	2
3	* SEC. 19 THE FOLLOWING APPROPRIATION ITEMS ARE FOR					3
4	CAPITAL PROJECTS FROM THE GENERAL FUND OR OTHER FUNDS AS					4
5	SET OUT IN THE FISCAL YEAR 1985 BUDGET SUMMARY BY					5
6	FUNDING SOURCE TO THE AGENCIES NAMED AND FOR THE					6
7	PURPOSES EXPRESSED.					7
8		* * * * *	* * * * *			8
9		* * * * * OFFICE OF THE GOVERNOR	* * * * *			9
10		* * * * *	* * * * *			10
11	EXECUTIVE OPERATIONS					11
12	PACIFIC RIM CONFERENCES & SPECIAL PROJECTS		750,000	750,000		12
13		* * * * *	* * * * *			13
14		* * * * * DEPARTMENT OF ADMINISTRATION	* * * * *			14
15		* * * * *	* * * * *			15
16	SOCIAL & ECONOMIC ASSISTANCE FOR THE AGED					16
17	STRUCTURAL/FIRE SAFETY REPAIRS PALMER HOME		2,797,200	2,797,200		17
18	KODIAK SENIOR CENTER CONSTRUCTION		1,600,000	1,600,000		18
19	STATEWIDE PIONEER HOME REPAIRS		1,837,800	1,887,800		19
20	CENTRALIZED ADMINISTRATIVE SERVICES					20
21	STATEWIDE ACCOUNTING SYSTEM		3,750,000	3,750,000		21
22	ANCH. OFFICE COMPLEX DESIGN & CONSTRUCTION		1,750,000	1,750,000		22
23	CHARGEBACK BILLING SYSTEM		74,000	74,000		23
24	PURCHASING INFORMATION MANAGEMENT SYSTEM		500,000	500,000		24
25	ARCHIVES RECORDS MANAGEMENT SYSTEM		565,000	565,000		25

1	DEPARTMENT OF ADMINISTRATION (CONT.)				1
2			APPROPRIATION	APPROPRIATION	FUND SOURCES 2
3		ALLOCATIONS	ITEMS	GENERAL FUND	OTHER FUNDS 3
4	FISHERIES RESEARCH COMPUTING SUPPORT		150,000	150,000	4
5	ANCHORAGE WAREHOUSE/RECORD CENTER		2,100,000	2,100,000	5
6	CENTRAL DUPLICATION EQUIPMENT REPLACEMENT		450,000		450,000 6
7	FUNCTIONAL DATA CENTER CONSOLIDATION		2,250,000	2,250,000	7
8	LABOR SERVICES				8
9	COMBINED RETIREMENT SYSTEM		750,000		750,000 9
10	BUILDING & EQUIPMENT SERVICES				10
11	EMPLOYEE HOUSING RENOVATION		250,000	250,000	11
12	TELECOMMUNICATIONS				12
13	STATE TELECOMMUNICATIONS NETWORK		750,000	750,000	13
14	APBC PUBLIC BROADCAST CAPITAL ACCOUNT		1,000,000	1,000,000	14
15		* * * * *			15
16		* * * * * DEPARTMENT OF REVENUE * * * * *			16
17		* * * * *			17
18	REVENUE COLLECTION & MANAGEMENT				18
19	REFURBISH 11TH FLOOR STATE OFFICE BUILDING		214,000	214,000	19
20	AUTOMATED ACCOUNTING & MGMT INFO SYSTEM		400,000		400,000 20
21	DEVELOPMENT				21
22	MUNICIPAL BOND BANK AUTHORITY RESERVES		4,000,000	4,000,000	22

		ALLOCATIONS	APPROPRIATION ITEMS	APPROPRIATION GENERAL FUND	FUND SOURCES OTHER FUNDS	
1						1
2						2
3		*****	*****			3
4		***** DEPARTMENT OF EDUCATION *****				4
5		*****	*****			5
6	ELEMENTARY & SECONDARY EDUCATION					6
7	ASBESTOS IDENTIFICATION AND REPLACEMENT		5,000,000	5,000,000		7
8	STATE OWNERSHIP OF SCHOOL SITES		500,000	500,000		8
9	TOBELUK CONSENT DECREE		3,837,000	3,837,000		9
10	LEARN ALASKA ITV MATERIALS PRODUCTION		520,000	520,000		10
11	CIP PLANNING GRANTS		250,000	250,000		11
12	EDUCATION, INFORMATION & CULTURAL SERVICES					12
13	PURCHASE OF THE SHELDON JACKSON MUSEUM		2,000,000	2,000,000		13
14	STATE MUSEUM COLLECTIONS ACQUISITIONS		175,000	175,000		14
15	AUTOMATED CIRCULATION SYSTEM		360,000	360,000		15
16	STATE ARTS COUNCIL		100,000	100,000		16
17	LIBRARY ACQUISITIONS		430,000	430,000		17
18	PUBLIC LIBRARY CONSTRUCTION		500,000	500,000		18
19	ADULT AND VOCATIONAL EDUCATION					19
20	PURCHASE OF TRAINING EQUIPMENT		940,000	940,000		20
21	ALASKA VOC TECH FACILITY REPAIR & MAJOR MAINT.		600,000	600,000		21
22	ALASKA VOC-TECH CENTER DORMITORY		500,000	500,000		22

1		ALLOCATIONS	APPROPRIATION ITEMS	APPROPRIATION GENERAL FUND	APPROPRIATION OTHER FUNDS	FUND SOURCES	1
2							2
3		*****	*****				3
4		***** DEPARTMENT OF HEALTH & SOCIAL SERVICES	*****				4
5		*****	*****				5
6	DHSS ADMINISTRATION & SUPPORT						6
7	DHSS RENOVATION AND REPAIR		2,500,000	2,500,000			7
8	CORDOVA HOSPITAL - CONSTRUCTION GRANTS		8,000,000	8,000,000			8
9	WRANGELL HOSPITAL DESJGN		400,000	400,000			9
10	MENTAL HEALTH & DEVELOPMENTAL DISABILITIES						10
11	API CHILDREN'S FACILITY		500,000	500,000			11
12	YOUTH FACILITY CONSTRUCTION		5,850,000	5,850,000			12
13	FAIRBANKS YOUTH FACILITY WING	3,250,000					13
14	RETHEL DETENTION FACILITY	1,400,000					14
15	SOUTHEAST REGIONAL YOUTH FACILITY	1,200,000					15
16	PUBLIC HEALTH						16
17	EMS AMBULANCE/EQUIPMENT		500,000	500,000			17
18		*****	*****				18
19		***** DEPARTMENT OF LABOR	*****				19
20		*****	*****				20
21	EMPLOYMENT STABILIZATION		539,000	196,000	343,000		21
22	SNA SOFTWARE & TELECOMMUNICATIONS NETWORK	80,000					22
23	STORAGE DEVICE & TELECOMMUNICATIONS CONTROLLER	199,500					23
24	INSTALL HIGH SPEED PRIHTER	63,500					24
25	PURCHASE DOL TELEPHONE SYSTEMS	196,000					25

1	DEPARTMENT OF LABOR (CONT.)		APPROPRIATION	APPROPRIATION	FUND SOURCES	1
2						2
3		ALLOCATIONS	ITEMS	GENERAL FUND	OTHER FUNDS	3
4	RURAL OFFICES RENOVATIONS		90,000	90,000		4
5	PUBLIC PROTECTION		200,000	200,000		5
6	MECHANICAL INSPECTION DATA PROCESSING SYSTEM	200,000				6
7		* * * * *	* * * * *			7
8		* * * * * DEPARTMENT OF COMMERCE & ECONOMIC DEVELOPMENT	* * * * *			8
9		* * * * *	* * * * *			9
10	OFFICE OF ENTERPRISE					10
11	GENERAL FUND MATCH FOR EDA FEDERAL FUNDS		600,000	600,000		11
12	COMMISSIONER AND ADMINISTRATIVE SERVICES					12
13	OFFICE AUTOMATION AND COMMUNICATION		61,900	61,900		13
14	AGRICULTURE AND FORESTRY					14
15	POINT MACKENZIE ELECTRIFICATION		3,057,000	3,057,000		15
16	ALASKA PUBLIC UTILITIES COMMISSION					16
17	APUC INFORMATION PROCESSING SYSTEM		345,400	345,400		17
18	ALASKA POWER AUTHORITY					18
19	ANCHORAGE-FAIRBANKS INTERTIE		18,665,000	18,665,000		19
20	ALASKA POWER AUTHORITY					20
21	SUSITNA HYDROELECTRIC PROJECT		8,000,000	8,000,000		21
22	ALASKA POWER AUTHORITY STATEWIDE PROJECTS		7,246,000	7,246,000		22
23	RURAL ELECTRIFICATION	3,281,000				23
24	STATEWIDE RURAL POWER PLAN	505,000				24
25	MANAGEMENT INFORMATION SYSTEM	505,000				25

1	DEPARTMENT OF COMMERCE & ECONOMIC DEVELOPMENT (CONT.)				1
2			APPROPRIATION	APPROPRIATION	FUND SOURCES
3		ALLOCATIONS	ITEMS	GENERAL FUND	OTHER FUNDS
4	BLACK BEAR LAKE HYDROELECTRIC PROJECT	50,000			
5	SILVER LAKE HYDROELECTRIC PROJECT	105,000			
6	WASTE HEAT RECOVERY	1,131,000			
7	RURAL ENERGY RECONNAISSANCE	250,000			
8	GRANT LAKE HYDROELECTRIC PROJECT	105,000			
9	REGIONAL FEASIBILITY PROGRAM	505,000			
10	SYSTEMS COORDINATION STUDY	405,000			
11	TYEE-SWAN LAKE INTERTIE	404,000			
12		* * * * *	* * * * *		
13		* * * * *	DEPARTMENT OF MILITARY AFFAIRS	* * * * *	
14		* * * * *		* * * * *	
15	LIFE & PROPERTY PROTECTION				
16	UPGRADE STATE FACILITIES		450,000	450,000	
17	ANCHORAGE ARMORY/OMS		7,863,100	2,767,100	5,096,000
18	JUHEAU HANGAR (AAOF)		3,881,200	1,111,900	2,769,300
19	CONSTRUCTION/CONTINGENCY PLANNING		400,000	100,000	300,000
20	VETERAN'S MEMORIAL FLAGPOLE		30,000	30,000	

1		ALLOCATIONS	APPROPRIATION ITEMS	APPROPRIATION GENERAL FUND	FUND SOURCES OTHER FUNDS	1
2						2
3		* * * * *	* * * * *			3
4		* * * * * DEPARTMENT OF NATURAL RESOURCES	* * * * *			4
5		* * * * *	* * * * *			5
6	MANAGEMENT & ADMINISTRATION					6
7	REVENUE/BILLING SYSTEM		300,000	300,000		7
8	LAND RECORDS/DATA CONVERSION		2,200,000	2,200,000		8
9	RECORDER'S OFFICE INFORMATION SYSTEM		350,000	350,000		9
10	LAND & WATER MANAGEMENT					10
11	LAND DISPOSAL SURVEYS		3,500,000	3,500,000		11
12	AGRICULTURE LAND ACCESS IMPROVEMENTS		2,500,000	2,500,000		12
13	FOREST MANAGEMENT					13
14	MCGRATH FACILITIES		920,000	980,000		14
15	REFORESTATION FUND		350,000	350,000		15
16	MINERAL/ENERGY MANAGEMENT					16
17	SEISMIC DATA ACQUISITION		4,500,000	4,500,000		17
18	PARKS & RECREATION MANAGEMENT					18
19	PARKS REHABILITATION		2,900,000	2,600,000	300,000	19
20	RECREATION LAND ACQUISITIONS		150,000	150,000		20
21	LAND/WATER CONSERVATION GRANTS		736,200		736,200	21
22	HISTORIC PRESERVATION GRANTS		414,500		414,500	22
23	KENAI RIVER COMPREHENSIVE PLAN		160,000	160,000		23

1		ALLOCATIONS	APPROPRIATION ITEMS	APPROPRIATION GENERAL FUND	APPROPRIATION OTHER FUNDS	FUND SOURCES	1
2							2
3		*****	*****				3
4		*****	DEPARTMENT OF FISH & GAME *****				4
5		*****	*****				5
6	FISH AND GAME CAPITAL PROJECTS		8,092,000	7,812,000	280,000		6
7	VESSEL MAJOR MAINTENANCE	150,000					7
8	ADMINISTRATION ACCOUNTING EXPANSION	119,300					8
9	DOA NETWORK ENHANCEMENT	300,000					9
10	FIELD STATION & OFFICE FACILITIES	510,800					10
11	CRYSTAL LAKE HATCHERY CHINOOK	646,400					11
12	CREAMERS REFUGE ENHANCEMENT	55,000					12
13	POTTER MARSH REFUGE	105,000					13
14	SMALL VESSEL SUPPORT	160,000					14
15	GAME DIVISION DATA MANAGEMENT	155,000					15
16	DEER MOUNTAIN HATCHERY WATER SUPPLY	106,000					16
17	KLAWOCK HATCHERY IMPROVEMENT	320,000					17
18	CHIGNIK PILE DRIVER	100,000					18
19	PUBLIC ACCESS ACQUISITION	401,000					19
20	FISHERIES DATA NETWORK	354,500					20
21	ACQUISITION & MAINTENANCE OF SONAR	450,000					21
22	CAMPBELL TRACT WAREHOUSE	150,000					22
23	MOOSE RESEARCH CENTER	70,000					23
24	NOKE WAREHOUSE	212,000					24
25	FAIRBANKS OFFICE REPAIRS	110,000					25

1	DEPARTMENT OF FISH & GAME (CONT.)		1
2		ALLOCATIONS	2
3		ITEMS	3
4		GENERAL FUND	4
5		OTHER FUNDS	5
4	SNETTISHAM HATCHERY COMPLETION	3,019,000	6
5	HABITAT DIVISION DATA MANAGEMENT	265,000	7
6	SHELLFISH & GROUND FISH ASSESSMENTS	253,000	8
7			9
8			10
9			11
10	FISH AND WILDLIFE PROTECTION		12
11	STATEWIDE EQUIPMENT	100,800	13
12	VESSEL SEIZURE COSTS	160,000	14
13	THREE 22' PATROL SKIFFS	108,000	15
14	TWO PATROL BOATS	240,000	16
15	AIRCRAFT HANGAR IMPROVEMENTS	132,400	17
16	AIRCRAFT ENGINE REPLACEMENT	525,300	18
17	LIFE AND PROPERTY PROTECTION		19
18	DRIVER TESTING EQUIPMENT	35,000	20
19	MINI-COMPUTER EXPANSION	35,000	21
20	FIRE INFORMATION NETWORK - PHASE I	100,000	22
21	CRIME IDENTIFICATION AND APPREHENSION		23
22	DALTON HIGHWAY HOUSING	1,250,000	24
23	COLDFOOT HANGAR	372,600	25
24	DISPATCH CONSOLE - SOLDOTNA	85,000	
25	SOLDOTNA GARAGE	145,700	

1	DEPARTMENT OF PUBLIC SAFETY (CONT.)				1
2			APPROPRIATION	APPROPRIATION	FUND SOURCES
3		ALLOCATIONS	ITEMS	GENERAL FUND	OTHER FUNDS
4	RICHARDSON HIGHWAY COMMUNICATIONS LINK		600,700	600,700	
5	FIRING RANGE RECONSTRUCTION		33,800	33,800	
6	TELEVISED ARRAIGNMENTS		260,000	260,000	
7	JUDICIAL SERVICES RENOVATION - FAIRBANKS		86,100	86,100	
8	PUBLIC SAFETY TELEPHONE SYSTEM		100,000	100,000	
9	ACADEMY EXPANSION PLANNING		35,000	35,000	
10	* * * * *		* * * * *		
11	* * * * * DEPARTMENT OF TRANSPORTATION/PUBLIC FACILITIES * * * * *				
12	* * * * *		* * * * *		
13	STATEWIDE		17,059,000	14,181,800	2,877,200
14	TECHNICAL COMPUTER HARDWARE	2,500,000			
15	FINANCIAL INFORMATION SYSTEM	1,800,000			
16	STATEWIDE TRANSPORTATION PLANNING	2,960,000			
17	STATEWIDE FACILITIES PLANNING	100,000			
18	STATEWIDE HANDICAPPED CODE SURVEY	1,040,000			
19	STATEWIDE EROSION CONTROL PROGRAM	1,750,000			
20	STATEWIDE HARBOR SURVEY STANDARDS	100,000			
21	SMALL STREAMS FLOOD INVESTIGATION PROGRAM	150,000			
22	ALASKA COASTAL DATA COLLECTION	250,000			
23	STATEWIDE BRIDGE PROGRAM	1,409,000			
24	LOCAL SERVICE ROADS, TRAILS AND BIKEWAYS	5,000,000			
25	STATEWIDE STATE EQUIPMENT FLEET		4,777,800		4,777,800

1	DEPARTMENT OF TRANSPORTATION/PUBLIC FACILITIES (CONT.)		APPROPRIATION	APPROPRIATION	FUND SOURCES	2
2			ITEMS	GENERAL FUND	OTHER FUNDS	3
3		ALLOCATIONS				
4	STATEWIDE STATE EQUIPMENT FLEET	4,777,800				4
5	ALASKA RAILROAD		1,750,000	1,750,000		5
6	ALASKA RAILROAD TRANSFER TEAM	1,750,000				6
7	CENTRAL REGION		9,730,000	5,429,000	4,301,000	7
8	CENTRAL ADVANCE PROJECT DEFINITION	1,190,000				8
9	CENTRAL DESIGN ENGINEERING	6,660,000				9
10	CENTRAL FACILITY INVENTORY/CONDITION SURVEY	880,000				10
11	WHITTIER RAIL ACCESS IMPROVEMENTS	1,000,000				11
12	CENTRAL REGION HIGHWAYS		52,207,000	26,811,000	25,396,000	12
13	CENTRAL BRIDGE PROGRAM	1,220,000				13
14	NEW SEWARD HIGHWAY UPGRADE	8,200,000				14
15	GLENN HWY-PALMER/WASILLA INTERSECTION	400,000				15
16	ANCHORAGE RIDESHARING PROGRAM	115,000				16
17	BONIFACE PARKWAY UPGRADE	8,700,000				17
18	STERLING HWY RESURFACE MP 42-50	3,300,000				18
19	ANCHORAGE BUS TURNOUTS	800,000				19
20	KNIK ARM CROSSING NORTH & SOUTH APPROACHES	5,022,000				20
21	HAKNEK/KING SALMON ROAD REHAB	6,340,000				21
22	SEWARD HWY REHAB 36TH SOUTH	3,610,000				22
23	KODIAK NEAR ISLAND BRIDGE PHASE II	14,500,000				23
24	CENTRAL REGION AVIATION		38,355,000	8,705,000	29,650,000	24
25	FEDERAL AVIATION PROJECT & SYSTEM PLAN	2,800,000				25

1	DEPARTMENT OF TRANSPORTATION/PUBLIC FACILITIES (CON).)				1
2			APPROPRIATION	APPROPRIATION	FUND SOURCES
3		ALLOCATIONS	ITEMS	GENERAL FUND	OTHER FUNDS
4	CENTRAL AIP FY'85	15,045,000			
5	NUNAPITCHUK AIRPORT CONSTRUCTION	3,300,000			
6	ANCH INT'L AIRPORT CFR FACILITY	5,500,000			
7	ANCH INT'L AIRPORT REMOTE FUELING APROM	3,500,000			
8	ANCH INT'L AIRPORT RUNWAY 14/32 SEAL COAT	690,000			
9	ANCH INT'L AIRPORT BLAST PROTECTION	2,000,000			
10	ANCH INT'L AIRPORT ANNUAL IMPROVEMENTS	500,000			
11	ANCH INT'L AIRPORT MAINTENANCE EQUIPMENT	1,000,000			
12	ANCH INT'L AIRPORT MASTER PLAN UPDATE	200,000			
13	ANCH INT'L AIRPORT NOISE ABATEMENT STUDY	320,000			
14	DUTCH HARBOR/UNALASKA AIRPORT	3,500,000			
15	CENTRAL REGION STATE EQUIPMENT FLEET		5,645,000		5,645,000
16	CENTRAL STATE EQUIPMENT FLEET	5,645,000			
17	NORTHERN REGION		4,939,400	4,139,400	800,000
18	NORTHERN ADVANCE PROJECT DEFINITION	2,339,400			
19	STATEWIDE RESEARCH PROGRAM	1,600,000			
20	NORTHERN EROSION CONTROL	1,000,000			
21	NORTHERN REGION HIGHWAYS		46,802,200	15,948,000	30,854,200
22	NORTHERN DESIGN ENGINEERING	2,800,000			
23	NORTHERN HPR PLANNING	425,000			
24	NORTHERN BRIDGE PROGRAM	2,810,000			
25	RICH HWY-GAKONA JCT. NORTH	200,000			

1 DEPARTMENT OF TRANSPORTATION/PUBLIC FACILITIES (CONT.)					1	
		APPROPRIATION	APPROPRIATION	FUND SOURCES	2	
		ALLOCATIONS	ITEMS	GENERAL FUND	OTHER FUNDS	3
4	DALTON HWY RESURFACE AND CULVERTS	5,545,500				4
5	ELLIOTT HWY-FOX NORTH	1,410,000				5
6	PARKS HWY REHAB - NENANA SOUTH	8,800,000				6
7	FARMERS LOOP ROAD ROW/UTILITIES	1,028,000				7
8	BADGER ROAD	933,700				8
9	ALASKA HWY-ROBERTSON RIVER TO DOT LAKE	14,100,000				9
10	FAIRBANKS F.A.U. SYSTEM	2,500,000				10
11	AIRPORT WAY RESURFACING PHASE II	1,100,000				11
12	EAST COLLEGE ROAD UPGRADE PHASE II	1,900,000				12
13	NORTHERN SMS ROADS	1,750,000				13
14	KOTZEBUE CITY STREETS	1,200,000				14
15	NORTHERN RIGHT-OF-WAY INVENTORY	300,000				15
16	NORTHERN REGION AVIATION		14,600,000	4,219,200	10,380,800	16
17	FAIRBANKS INT'L AIRPORT IMPROVEMENTS	200,000				17
18	KOTZEBUE AIRPORT IMPROVEMENTS	900,000				18
19	NORTHERN AIP PROJECTS	11,400,000				19
20	NOME RUNWAY REHABILITATION PHASE II	2,100,000				20
21	NORTHERN REGION PORTS AND HARBORS		4,000,000	4,000,000		21
22	NOME PORT FACILITY	4,000,000				22
23	NORTHERN REGION STATE EQUIPMENT FLEET		6,969,000		6,969,000	23
24	NORTHERN REGION EQUIPMENT REPLACEMENT	6,969,000				24
25	NORTHERN REGION FACILITIES		2,980,000	2,980,000		25

1	DEPARTMENT OF TRANSPORTATION/PUBLIC FACILITIES (CONT.)				1
2			APPROPRIATION	APPROPRIATION	FUND SOURCES
3		ALLOCATIONS	ITEMS	GENERAL FUND	OTHER FUNDS
4	FACILITIES INVENTORY/CONDITION SURVEY	300,000			
5	JIM RIVER MAINTENANCE BUILDING RENOVATION	2,680,000			
6	SOUTHEAST REGION		200,000	200,000	
7	SOUTHEAST ADVANCE PROJECT DEFINITION	200,000			
8	SOUTHEAST REGION HIGHWAYS		17,898,000	2,318,000	15,580,000
9	GLACIER HWY: INDIAN PT TO SHRINE OVERLAY	2,000,000			
10	SOUTHEAST HPR/PL PLANNING	176,000			
11	SOUTHEAST BRIDGE PROGRAM	300,000			
12	KLAWOCK TO HOLLIS PHASE I	3,000,000			
13	NORTH-TONGASS HWY PHASE I	4,000,000			
14	PETERSBURG MAIN STREET	900,000			
15	WRANGELL AIRPORT ROAD	450,000			
16	KLONDIKE HIGHWAY SURFACING	1,900,000			
17	ZIMOVIA HIGHWAY	2,500,000			
18	FISH CREEK BRIDGE REPLACEMENT	1,100,000			
19	TONGASS AVENUE TRAFFIC MANAGEMENT SYSTEM	150,000			
20	TONGASS AVENUE CURB, GUTTER AND SIDEWALK	200,000			
21	TONGASS AVENUE DRAINAGE IMPROVEMENTS	100,000			
22	SOUTHEAST DESIGN ENGINEERING	1,122,000			
23	SOUTHEAST REGION AVIATION		4,900,000	750,000	4,150,000
24	KETCHIKAN AIRPORT OVERLAY	2,500,000			
25	YAKUTAT AIRPORT DRAINAGE AND FLOATPLANE	1,500,000			

1	DEPARTMENT OF TRANSPORTATION/PUBLIC FACILITIES (CONT.)				1
2			APPROPRIATION	APPROPRIATION	FUND SOURCES
3		ALLOCATIONS	ITEMS	GENERAL FUND	OTHER FUNDS
4	SE REGIONAL FLOATPLANE FACILITY REPAIR/REHAB	200,000			
5	PETERSBURG SEAPLANE FLOAT RECONSTRUCTION	500,000			
6	CHILKAT LAKE AIRSTRIP AND DIKE REPAIR	200,000			
7	SOUTHEAST REGION PORTS AND HARBORS		1,370,000	1,370,000	
8	SOUTHEAST HARBOR CONDITION SURVEY	50,000			
9	HARBORS EMERGENCY REPAIRS	200,000			
10	MEYERS CHUCK DOCK	320,000			
11	AUKE BAY BREAKWATER AND HARBOR FACILITY	600,000			
12	ANGOON BOAT HARBOR EXPANSION	200,000			
13	SOUTHEAST STATE EQUIPMENT FLEET		1,792,000		1,792,000
14	SOUTHEAST STATE EQUIPMENT FLEET	1,792,000			
15	SOUTHEAST REGION FACILITIES		5,500,000	2,500,000	3,000,000
16	SOUTHEAST FACILITY INVENTORY/CONDITION SURVEY	100,000			
17	SE HANDICAPPED CODE ENFORCEMENT/UPGRADE	100,000			
18	CRAIG/KLAWOCK SHOP	1,000,000			
19	SOUTHEAST FACILITIES MAINTENANCE	600,000			
20	STATE OFFICE BUILDING ELEVATOR	450,000			
21	SOUTHEAST REGIONAL COMPLEX EXPANSION	3,100,000			
22	SOUTHEAST ROOF REHABILITATION	150,000			
23	MARINE TRANSPORTATION		7,070,000	5,160,000	1,910,000
24	MARINE HWY ADVANCE PROJECT DEFINITION	50,000			
25	MARINE HWY PRELIMINARY ENGINEERING	400,000			

1	DEPARTMENT OF TRANSPORTATION/PUBLIC FACILITIES (CONT.)				1		
2			ALLOCATIONS	APPROPRIATION ITEMS	APPROPRIATION FUND SOURCES	2	
3					GENERAL FUND	OTHER FUNDS	3
4	MARINE HWY SYSTEM IMPROVEMENTS		2,100,000				4
5	VESSEL REPOWER SUPPLEMENTAL		1,500,000				5
6	MARINE HWY RESERVATION SYSTEM UPGRADE		1,245,000				6
7	M/V BARTLETT IMPROVEMENTS		700,000				7
8	WRANGELL DOCK AND TOWER SUPPLEMENTAL		500,000				8
9	KETCHIKAN/SKAGWAY DOCK MODIFICATIONS		575,000				9
10		*****		*****			10
11		***** DEPARTMENT OF ENVIRONMENTAL CONSERVATION		*****			11
12		*****		*****			12
13	DEPARTMENT OF ENVIRONMENTAL CONSERVATION						13
14	WATER, SEWER & SOLID WASTE FACILITIES CONST			16,750,000	16,750,000		14
15	DATA MANAGEMENT			600,000	600,000		15
16	WASTEWATER DISPOSAL FACILITIES CONSTRUCTION			3,400,000	3,400,000		16
17	VILLAGE SAFE WATER CONSTRUCTION			4,250,000	4,250,000		17
18		*****		*****			18
19		***** DEPARTMENT OF COMMUNITY & REGIONAL AFFAIRS		*****			19
20		*****		*****			20
21	MUNICIPAL & REGIONAL ASSISTANCE			1,120,000	1,120,000		21
22	REGIONAL STRATEGIES		720,000				22
23	COMMUNITY PROFILES		400,000				23
24	LOW INCOME & SENIOR CITIZEN ASSISTANCE			30,798,000	12,280,000	18,518,000	24
25	WEATHERIZATION AND ENERGY ASSISTANCE		5,700,000				25

1	DEPARTMENT OF COMMUNITY & REGIONAL AFFAIRS (CONT.)				1
2			APPROPRIATION	APPROPRIATION	FUND SOURCES
3		ALLOCATIONS	ITEMS	GENERAL FUND	OTHER FUNDS
4	SENIOR CITIZEN HOUSING DEVELOPMENT FUND	2,500,000			
5	SUPPLEMENTAL HOUSING DEVELOPMENT FUND	21,013,000			
6	LOW INCOME MULTIPLE FAMILY HOUSING DEVELOPMENT	1,530,000			
7	MANAGEMENT INFORMATION SYSTEM		400,000	400,000	
8	MANAGEMENT INFORMATION SYSTEM	400,000			
9	*****		*****		
10	***** DEPARTMENT OF CORRECTIONS *****				
11	*****		*****		
12	OFFENDER CONFINEMENT REFORMATION/SUPERVISION				
13	STATEWIDE RENOVATION AND REPAIR		9,490,900	9,490,900	
14	HOME CORRECTIONAL CENTER		2,500,000	2,500,000	
15	COMBINED FACILITY LEASE PAYMENT		8,000,000	8,000,000	
16	VALMIR PRE-TRIAL CORRECTIONAL CENTER		3,500,000	3,500,000	
17	NEW FACILITY (A) PLANNING		140,000	140,000	
18	*****		*****		
19	***** UNIVERSITY OF ALASKA *****				
20	*****		*****		
21	U OF A STATEWIDE SYSTEM PROJECTS				
22	NEEDS ASSESSMENT & CAMPUS DEVELOPMENT PLAN		2,750,000	2,750,000	
23	U OF A CAPITAL EQUIPMENT		5,000,000	5,000,000	
24	U OF A ALTERATIONS/RENOVATIONS		4,500,000	4,500,000	
25	UNIVERSITY OF ALASKA, FAIRBANKS				
26	UAF POWER PLANT EXPANSION		4,000,000	4,000,000	

1	UNIVERSITY OF ALASKA (CONT.)				1
2			APPROPRIATION	APPROPRIATION	FUND SOURCES
3		ALLOCATIONS	ITEMS	GENERAL FUND	OTHER FUNDS
4	UNIVERSITY OF ALASKA, ANCHORAGE				
5	UAA CLASSRM/LABORATORY BLDG. PHASE II		16,677,000	16,677,000	
6	UNIVERSITY OF ALASKA, JUNEAU				
7	UAJ STUDENT HOUSING PHASE I		8,590,000	8,590,000	
8	ANCHORAGE COMMUNITY COLLEGE				
9	ACC CLASSRM/ADMINISTRATIVE BLDG.		1,100,000	1,100,000	
10		* * * * *	* * * * *		
11		* * * * * ALASKA COURT SYSTEM	* * * * *		
12		* * * * *	* * * * *		
13	ADMINISTRATION OF JUSTICE		960,000	960,000	
14	FAIRBANKS COURT FACILITY IMPROVEMENTS	145,000			
15	REGIONAL MICROFILMING	230,000			
16	SHARED RESOURCE WORD PROCESSING APPLICATION	345,000			
17	ANCHORAGE TELEPHONE	240,000			

1	* SEC. 20	THE FOLLOWING SETS OUT THE FUNDING OF THE		1
2		APPROPRIATIONS MADE IN THE PRECEDING SECTIONS OF THIS		2
3		ACT.		3
4	OFFICE OF THE GOVERNOR			4
5	FEDERAL RECEIPTS	89,800		5
6	GENERAL FUND	21,897,300		6
7	*** TOTAL FUNDING ***	21,987,100		7
8	DEPARTMENT OF ADMINISTRATION			8
9	FEDERAL RECEIPTS	5,114,200		9
10	GENERAL FUND MATCH	717,500		10
11	GENERAL FUND	172,942,500		11
12	INTER-AGENCY RECEIPTS	22,596,200		12
13	FICA ADMINISTRATION FUND ACCOUNT	105,500		13
14	PROGRAM RECEIPTS	4,274,700		14
15	PUBLIC EMPLOYEES RETIREMENT FUND	1,814,200		15
16	SURPLUS PROPERTY REVOLVING FUND	209,000		16
17	TEACHERS RETIREMENT SYSTEM FUND	1,434,300		17
18	JUDICIAL RETIREMENT SYSTEM	32,500		18
19	NATIONAL GUARD RETIREMENT SYSTEM	26,800		19
20	*** TOTAL FUNDING ***	209,267,400		20
21	DEPARTMENT OF LAW			21
22	GENERAL FUND	16,406,300		22
23	INTER-AGENCY RECEIPTS	7,196,300		23
24	*** TOTAL FUNDING ***	22,600,600		24
25	DEPARTMENT OF REVENUE			25
26	FEDERAL RECEIPTS	3,278,500		26

1	GENERAL FUND MATCH	1,423,100	1
2	GENERAL FUND	94,372,200	2
3	PROGRAM RECEIPTS	8,445,600	3
4	PUBLIC EMPLOYEES RETIREMENT FUND	1,513,200	4
5	TEACHERS RETIREMENT SYSTEM FUND	1,245,200	5
6	PERMANENT FUND DIVIDEND FUND	193,303,300	6
7	*** TOTAL FUNDING ***	308,591,100	7
8	DEPARTMENT OF EDUCATION		8
9	FEDERAL RECEIPTS	34,103,200	9
10	GENERAL FUND MATCH	1,175,300	10
11	GENERAL FUND	555,914,000	11
12	INTER-AGENCY RECEIPTS	5,129,100	12
13	PROGRAM RECEIPTS	1,563,400	13
14	SCHOOL FUND (CIGARETTE TAX)	2,500,000	14
15	DONATED COMMODITY HANDLING FEE ACCOUNT	148,500	15
16	PUBLIC LAW 81-874/GENERAL FUND	12,044,100	16
17	TRAINING AND BUILDING FUND	250,000	17
18	*** TOTAL FUNDING ***	612,837,600	18
19	DEPARTMENT OF HEALTH & SOCIAL SERVICES		19
20	FEDERAL RECEIPTS	74,494,300	20
21	GENERAL FUND MATCH	62,224,700	21
22	GENERAL FUND	144,826,700	22
23	INTER-AGENCY RECEIPTS	6,461,200	23
24	PROGRAM RECEIPTS	458,600	24
25	TITLE 20	4,227,100	25
26	*** TOTAL FUNDING ***	292,692,600	26

1	DEPARTMENT OF LABOR			1
2	FEDERAL RECEIPTS	24,306,900		2
3	GENERAL FUND MATCH	1,240,600		3
4	GENERAL FUND	9,969,200		4
5	INTER-AGENCY RECEIPTS	6,115,200		5
6	PROGRAM RECEIPTS	287,900		6
7	SECOND INJURY FUND RESERVE ACCOUNT	2,187,600		7
8	DISABLED FISHERMANS RESERVE ACCOUNT	1,473,700		8
9	TRAINING AND BUILDING FUND	513,100		9
10	*** TOTAL FUNDING ***	46,094,200		10
11	DEPARTMENT OF COMMERCE & ECONOMIC DEVELOPMENT			11
12	FEDERAL RECEIPTS	209,400		12
13	GENERAL FUND MATCH	243,700		13
14	GENERAL FUND	41,240,100		14
15	INTER-AGENCY RECEIPTS	3,346,500		15
16	PROGRAM RECEIPTS	9,463,300		16
17	VETERANS REVOLVING LOAN FUND	707,500		17
18	COMMERCIAL FISHING LOAN FUND	187,700		18
19	*** TOTAL FUNDING ***	55,398,200		19
20	DEPARTMENT OF MILITARY AFFAIRS			20
21	FEDERAL RECEIPTS	4,401,700		21
22	GENERAL FUND MATCH	740,100		22
23	GENERAL FUND	5,777,300		23
24	PROGRAM RECEIPTS	29,700		24
25	*** TOTAL FUNDING ***	10,948,800		25

1	DEPARTMENT OF NATURAL RESOURCES		1
2	FEDERAL RECEIPTS	3,215,500	2
3	GENERAL FUND MATCH	409,500	3
4	GENERAL FUND	56,249,400	4
5	INTER-AGENCY RECEIPTS	2,885,300	5
6	AGRICULTURAL LOAN FUND	655,300	6
7	PROGRAM RECEIPTS	199,500	7
8	*** TOTAL FUNDING ***	63,614,500	8
9	DEPARTMENT OF FISH & GAME		9
10	FEDERAL RECEIPTS	12,445,500	10
11	GENERAL FUND MATCH	998,800	11
12	GENERAL FUND	51,559,000	12
13	INTER-AGENCY RECEIPTS	9,078,700	13
14	FISH AND GAME FUND	6,200,000	14
15	PROGRAM RECEIPTS	352,100	15
16	*** TOTAL FUNDING ***	80,634,100	16
17	DEPARTMENT OF PUBLIC SAFETY		17
18	FEDERAL RECEIPTS	775,900	18
19	GENERAL FUND MATCH	39,100	19
20	GENERAL FUND	76,793,700	20
21	INTER-AGENCY RECEIPTS	725,000	21
22	PROGRAM RECEIPTS	840,200	22
23	*** TOTAL FUNDING ***	79,173,900	23
24	DEPARTMENT OF TRANSPORTATION/PUBLIC FACILITIES		24
25	FEDERAL RECEIPTS	1,189,400	25
26	GENERAL FUND	181,071,600	26

1	INTER-AGENCY RECEIPTS	60,407,500	1
2	HIGHWAY WORKING CAPITAL FUND	18,559,200	2
3	INTERNATIONAL AIRPORT REVENUE FUND	23,564,500	3
4	PROGRAM RECEIPTS	2,039,000	4
5	*** TOTAL FUNDING ***	286,831,200	5
6	DEPARTMENT OF ENVIRONMENTAL CONSERVATION		6
7	FEDERAL RECEIPTS	2,587,700	7
8	GENERAL FUND MATCH	1,216,600	8
9	GENERAL FUND	10,891,100	9
10	INTER-AGENCY RECEIPTS	697,200	10
11	PROGRAM RECEIPTS	45,000	11
12	*** TOTAL FUNDING ***	15,437,600	12
13	DEPARTMENT OF COMMUNITY & REGIONAL AFFAIRS		13
14	FEDERAL RECEIPTS	12,996,400	14
15	GENERAL FUND MATCH	150,000	15
16	GENERAL FUND	91,179,400	16
17	INTER-AGENCY RECEIPTS	3,028,700	17
18	PROGRAM RECEIPTS	537,400	18
19	*** TOTAL FUNDING ***	108,191,900	19
20	DEPARTMENT OF CORRECTIONS		20
21	GENERAL FUND	69,499,400	21
22	INTER-AGENCY RECEIPTS	262,200	22
23	*** TOTAL FUNDING ***	69,761,600	23
24	UNIVERSITY OF ALASKA		24
25	FEDERAL RECEIPTS	21,913,800	25
26	GENERAL FUND MATCH	2,696,300	26

1	GENERAL FUND	166,189,800	1
2	INTER-AGENCY RECEIPTS	12,555,600	2
3	PROGRAM RECEIPTS	22,323,800	3
4	STUDENT FEES, UNIVERSITY OF ALASKA	14,602,300	4
5	INDIRECT COST RECOVERY	7,238,400	5
6	RESTRICTED RECEIPTS, U OF A	18,971,900	6
7	*** TOTAL FUNDING ***	272,041,900	7
8	ALASKA COURT SYSTEM		8
9	GENERAL FUND	40,404,200	9
10	*** TOTAL FUNDING ***	40,404,200	10
11	LEGISLATURE		11
12	GENERAL FUND	36,496,100	12
13	*** TOTAL FUNDING ***	36,496,100	13
14	LOAN PROGRAMS		14
15	FEDERAL RECEIPTS	500,000	15
16	GENERAL FUND	260,160,000	16
17	*** TOTAL FUNDING ***	260,660,000	17
18	CAPITAL PROJECTS		18
19	FEDERAL RECEIPTS	149,146,200	19
20	GENERAL FUND	337,047,000	20
21	INTER-AGENCY RECEIPTS	3,450,000	21
22	HIGHWAY WORKING CAPITAL FUND	19,183,800	22
23	INTERNATIONAL AIRPORT REVENUE FUND	5,510,000	23
24	PROGRAM RECEIPTS	400,000	24
25	PUBLIC EMPLOYEES RETIREMENT FUND	375,000	25
26	TEACHERS RETIREMENT SYSTEM FUND	375,000	26
27	*** TOTAL FUNDING ***	515,487,000	27

28 * * * * * TOTAL BUDGET * * * * *

3,409,151,600

1 * SEC. 21 THIS ACT TAKES EFFECT IMMEDIATELY IN

2 ACCORDANCE WITH AS 01.10.070(C).

1

2

HB 511

-68-

*See page 2000
for details*

CONFERENCE COMMITTEE REPORT

DATE: 5/28/84

Mr. President:

Mr. Speaker: with limited powers of free conference

The _____ Conference Committee/which has had

CSHB 511(Fin) (making appropriations and capital expenses of state government; efd)

and

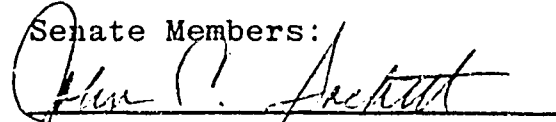
SCS CSHB 511(Fin)amS (same title)

under consideration, recommends that

CONFERENCE COMMITTEE SUBSTITUTE FOR HOUSE BILL NO. 511 (An Act making apropriations for the operating and capital expenses of state government; and providing for an effective date.)

be adopted.

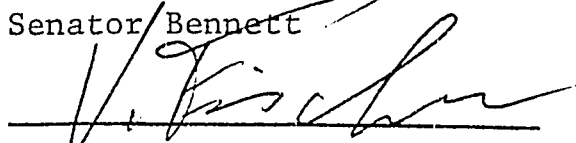
Senate Members:



Senator Sackett, Chairman




Senator Bennett



Senator Vic Fischer

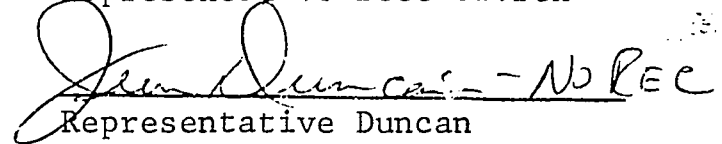
House Members:



Representative Adams, Chairman



Representative Bettisworth

 - No REC

Representative Duncan

Original sponsor: Rules/Governor

1 IN THE HOUSE

BY THE CONFERENCE COMMITTEE

2 CONFERENCE CS FOR HOUSE BILL NO. 511

3 IN THE LEGISLATURE OF THE STATE OF ALASKA

4 THIRTEENTH LEGISLATURE - SECOND SESSION

5 A BILL

6 For an Act entitled: "An Act making appropriations for the operating and
7 capital expenses of state government; and providing
8 for an effective date."

9 BE IT ENACTED BY THE LEGISLATURE OF THE STATE OF ALASKA:

10 * Section 1. Included within the general fund amounts appropriated
11 according to the schedules in this Act, the following amounts are from the
12 unreserved special accounts in the general fund:

	Operating
14 Highway Fuel Tax Account	\$24,000,000
15 Aviation Fuel Tax Account	6,000,000

16 * Sec. 2. Federal or other program receipts that exceed the amounts
17 appropriated in this Act are appropriated conditioned upon compliance with
18 the program review provisions of AS 37.07.080(h).

19 * Sec. 3. If federal or other program receipts exceed the estimates
20 appropriated by this Act, the appropriation from state funds for the af-
21 fected program may be reduced by the amount of the excess if the reductions
22 are not inconsistent with applicable federal statutes.

23 * Sec. 4. If federal or other program receipts fall short of the esti-
24 mates appropriated by this Act, the affected appropriation shall be reduced
25 by the amount of the shortfall in receipts.

26 * Sec. 5. If the federal receipts under Title XX of the Social Security
27 Act (42 U.S.C. 1397 et seq.) fall short of the estimate, the amount of the
28 shortfall is appropriated from the general fund.

29 * Sec. 6. Amounts equivalent to the amounts to be received in

1 settlement of insurance claims for property losses are appropriated from
2 the general fund to the affected agency for the purpose of replacing the
3 facility or service lost as a result of the incident giving rise to the
4 insurance claim.

5 * Sec. 7. The amount required to pay interest on revenue anticipation
6 notes issued by the commissioner of revenue under AS 43.08.010 is appropri-
7 ated from the general fund to the Department of Revenue.

8 * Sec. 8. The amount required to be paid by the state for the principal
9 of and interest on all issued and outstanding state guaranteed bonds is
10 appropriated from the general fund to the state bond committee to make all
11 payments by the state required under its guarantee for principal and inter-
12 est.

13 * Sec. 9. The sum of \$95,000,000 is appropriated from the general fund
14 to the Department of Education for school bond debt retirement.

15 * Sec. 10. The sum of \$5,565,800 is appropriated from the international
16 airports revenue fund to the state bond committee for payment of debt
17 service and trustee fees.

18 * Sec. 11. The sum of \$9,149,600 is appropriated from the general fund
19 to the Department of Law to fund legal proceedings involving oil and gas
20 revenues due or paid to the state or state title to oil and gas land,
21 including, but not limited to, the North Slope Royalty Case (State v.
22 Anerada Neas, et al), the Oil and Gas Corporate Income Tax Case (Arco v.
23 State), the TransAlaska Pipeline Rate Case, litigation against the Alaska
24 Oil Company, and United States v. Alaska, for fiscal year 1985 and succeed-
25 ing fiscal years.

26 * Sec. 12. The sum of \$2,000,000 is appropriated from the general fund
27 to the Department of Revenue for costs associated with the Oil and Gas
28 Corporate Income Tax Case (Arco v. State) and oil and gas properties pro-
29 duction tax cases for fiscal year 1985 and succeeding fiscal years.

1 * Sec. 13. The sum of \$253,000 is appropriated from the general fund to
2 the oil spill mitigation account (AS 46.03.758(k)) for the oil pollution
3 control program.

4 * Sec. 14. The income of the Alaska permanent fund allocated annually
5 to pay permanent fund dividends as provided in AS 43.23.045(b) is appropri-
6 ated to the dividend fund (AS 43.23.045(a)) for the payment of the 1984
7 permanent fund dividend and administrative costs.

8 * Sec. 15. The sum of \$7,985,700 is appropriated to the dividend fund
9 (AS 43.23.045) from the net income of the Alaska permanent fund earned
10 during the fiscal year ending June 30, 1983, for the payment of the 1984
11 permanent fund dividend.

12 * Sec. 16. The sum of \$10,442,000 is appropriated from the general fund
13 to the Department of Education for the Tobeluk Consent Decree to be al-
14 located as follows:

15 Akutan	677,000
16 Beaver	1,705,000
17 Birch Creek	250,000
18 Chalkyitsik	250,000
19 False Pass	785,000
20 Hooper Bay	600,000
21 Oscarville	275,000
22 Russian Mission	500,000
23 Stevens Village	500,000
24 Wales	1,700,000
25 Mentasta	1,600,000
26 Tetlin	1,600,000

27 * Sec. 17. (a) The sum of \$1,000,000 is appropriated from the general
28 fund to the Department of Transportation and Public Facilities, office of
29 the commissioner, for the purpose of paying costs of extraordinary expenses

1 incurred by the department for statewide emergency removal of snow and ice.

2 (b) Before an expenditure is made under the appropriation made by
3 this section, the commissioner of the Department of Transportation and
4 Public Facilities shall submit the proposed expenditures to the Legislative
5 Budget and Audit Committee for review and comment along with a written
6 statement of reasons for authorizing the expenditure.

7 * Sec. 18. The unexpended and unobligated portion of the appropriation
8 made in sec. 17 of this Act lapses into the general fund June 30, 1985.

9 * Sec. 19. The sum of \$81,306,800 is appropriated from the general fund
10 to the Department of Revenue for the municipal assistance program for
11 fiscal year 1985.

12 * Sec. 20. The sum of \$60,350,000 is appropriated from the general fund
13 to the Department of Community and Regional Affairs for the revenue sharing
14 program for fiscal year 1985.

15 * Sec. 21. The sum of \$486,645,200 is appropriated to the Department of
16 Education for foundation program entitlements for fiscal year 1985 from the
17 following funding sources:

18 Public Law 81-874 Funds	\$ 11,900,000
19 General Fund	474,745,200

20 (SECTION 22 BEGINS ON PAGE 6)