

COMMITTEE REPORT  
HOUSE

(11)

FURTHER:

3/18/83

Date: 3/22/83

Mr. Speaker:

The Committee on FINANCE has had HB 251

An Act relating to state support for education; and providing for an effective date.

under consideration and reports it back as follows:

- do pass  do not pass
- do pass with attached amendments(s)
- replace with CS for HB 251 (HESS)  same title  
 new title
- and recommends individual recommendations
- AND attaches a "Letter of Intent"  New Fiscal Note
- reports it back without recommendation  Zero Fiscal Note Attached  
79.5
- referred to the \_\_\_\_\_ Committee

MEMBERS SIGNING  
DO PASS

Robert H. Billmeyer

[Signature]

[Signature]

[Signature]

\_\_\_\_\_

\_\_\_\_\_

\_\_\_\_\_

\_\_\_\_\_

\_\_\_\_\_

MEMBERS HAVING  
OTHER RECOMMENDATIONS:

[Signature] (No reasonable amendments accepted)

[Signature] No Rec.

[Signature] No Rec.

[Signature] (No Rec.)

\_\_\_\_\_

\_\_\_\_\_

Robert H. Billmeyer  
CHAIRMAN

Offered: 3/18/83  
Referred: Finance

Original sponsors: Tischer, Adams,  
Fuller and Lindauer

1 IN THE HOUSE

BY THE HEALTH, EDUCATION  
AND SOCIAL SERVICES COMMITTEE

2

CS FOR HOUSE BILL NO. 251 (HESS)

3

IN THE LEGISLATURE OF THE STATE OF ALASKA

4

THIRTEENTH LEGISLATURE - FIRST SESSION

5

A BILL

6

For an Act entitled: "An Act relating to state support for education; and

7

providing for an effective date."

8

BE IT ENACTED BY THE LEGISLATURE OF THE STATE OF ALASKA:

9 \* Section 1. FINDINGS. The legislature finds that the present system  
10 of providing assistance to school systems should be studied for modifica-  
11 tion and improvement. The legislature further finds that during the period  
12 of study an alternative mechanism to the existing foundation support system  
13 is desirable.

14 \* Sec. 2. There is created the Foundation Funding Policy Council to  
15 study alternatives to the existing foundation support system. The Founda-  
16 tion Funding Policy Council consists of seven persons: the chairperson of  
17 the Senate Health, Education, and Social Services Committee, the chairper-  
18 son of the House Health, Education, and Social Services Committee, and the  
19 following persons to be appointed jointly by the Speaker of the House and  
20 the President of the Senate: the executive director of the Alaska School  
21 Board Association, an education analyst from the Office of Management and  
22 Budget, a fiscal analyst from the Department of Education, the president of  
23 the state board of education, and the executive director of the Alaska  
24 Council of School Administrators.

25 \* Sec. 3. The Foundation Funding Policy Council shall report its find-  
26 ings and recommendations to the governor and to the legislature no later  
27 than February 1, 1984.

28 \* Sec. 4. The operation of AS 14.17.021(a), 14.17.022, 14.17.023,  
29 14.17.031(a), (b), (c), and (e), 14.17.041, 14.17.051, 14.17.056,

1 14.17.082, 14.17.160, 14.17.180, 14.17.225(b), and the provision of  
2 14.17.170 that requires the withholding of one-half of the June payment of  
3 state aid pending a final determination of each school district's state aid  
4 is suspended from July 1, 1983, through June 30, 1984. During the period  
5 of suspension, the provisions of AS 14.17.031(d) remain in effect except  
6 that the number of students in average daily membership in each school  
7 district shall be used instead of instructional units to calculate  
8 reductions in state aid. During the period of suspension, funding for the  
9 basic state aid and supplemental equalization aid that otherwise would have  
10 been provided under the provisions of AS 14.17.021(a), 14.17.022, and  
11 14.17.023 shall be provided to school districts and for centralized corre-  
12 spondence study in accordance with the provisions of sec. 5 of this Act.

13 \* Sec. 5. For fiscal year 1984 the amount of state aid for each school  
14 district and for centralized correspondence study is the following amount,  
15 subject to adjustment under AS 14.17.021(b), for each pupil in average  
16 daily membership less any aid overpaid as determined by the commissioner of  
17 education:

18	Anchorage School District	\$ 3,310
19	Bristol Bay Borough School District	9,732
20	Cordova City School District	5,029
21	Craig City School District	6,734
22	Dillingham City School District	8,673
23	Fairbanks North Star Borough School District	3,688
24	Galena City School District	9,995
25	Haines Borough School District	6,345
26	Hoonah City School District	6,224
27	Hydaburg City School District	9,163
28	City and Borough of Juneau School District	3,622
29	Kake City School District	7,109

1	Kenai Peninsula Borough School District	3,900
2	Ketchikan Gateway Borough School District	3,399
3	King Cove City School District	9,376
4	Klawock City School District	7,417
5	Kodiak Island School District	5,488
6	Matanuska-Susitna Borough School District	3,504
7	Nenana City School District	10,507
8	Nome City School District	7,165
9	North Slope Borough School District	9,202
10	Pelican City School District	12,438
11	Petersburg City School District	4,049
12	Sand Point City School District	8,283
13	Sitka Borough School District	3,711
14	Skagway City School District	5,379
15	St. Mary's City School District	14,946
16	Tanana School District	13,361
17	Unalaska City School District	8,210
18	Valdez City School District	4,786
19	Wrangell City School District	4,726
20	Yakutat City School District	7,749
21	Adak Regional School District	6,643
22	Alaska Gateway School District	8,639
23	Aleutian Chain School District	16,674
24	Annette Island School District	6,572
25	Bering Straits School District	12,197
26	Chatham School District	8,682
27	Chugach School District	11,758
28	Copper River School District	7,178
29	Delta School District	5,915

1	Iditarod Area School District	14,972
2	Kuspuk School District	16,376
3	Lake and Peninsula School District	15,476
4	Lower Kuskokwim School District	11,033
5	Lower Yukon School District	9,864
6	Northwest Arctic School District	10,387
7	Pribilof Islands School District	11,475
8	Upper Railbelt Regional School District	9,557
9	Southeast Island School District	9,665
10	Southwest Regional School District	13,305
11	Yukon Flats School District	15,498
12	Yukon Koyukuk School District	13,191
13	Central Correspondence	2,508

14 \* Sec. 6. The Commissioner shall determine the state aid for each  
15 school district on the basis of the reports submitted under AS 14.17.170  
16 for fiscal year 1983. Beginning July 15 of the fiscal year, and on the  
17 15th of each month, for seven successive months, 1/12th of each district's  
18 state aid shall be distributed.

19 \* Sec. 7. Appropriations made for fiscal year 1984 for supplemental  
20 programs under AS 14.17.061(a) may be used only for average daily member-  
21 ship increases beyond the average daily membership reported by school  
22 districts under AS 14.17.170 for fiscal year 1983. If the amount appro-  
23 priated for fiscal year 1984 is insufficient to meet the average daily  
24 membership allocations authorized under sec. 5 of this Act with respect to  
25 the increased average daily membership, the available funds shall be dis-  
26 tributed on a pro rata basis among the school districts with increases in  
27 average daily membership.

28 \* Sec. 8. During the period of suspension under sec. 4 of this Act, a  
29 school district shall continue to provide services to students in programs

1 of bilingual, special, and vocational education commensurate with the needs  
2 of the students and in strict accordance with applicable state and federal  
3 laws and regulations.

4 \* Sec. 9. This Act takes effect July 1, 1983.

THE LEGISLATURE OF THE STATE OF ALASKA  
THIRTEENTH LEGISLATURE

FISCAL NOTE

I. REQUEST HOUSE BILL NO. 251  
 Bill/Resolution No. \_\_\_\_\_  
 Title relating to state support for education \_\_\_\_\_  
 Requested by House Finance \_\_\_\_\_ Date \_\_\_\_\_

II. FISCAL DETAIL  
 Agency Affected Legislative Affairs Agency  
 Program Category Affected \_\_\_\_\_  
 BRU, Program, Or Subprogram(s) Affected \_\_\_\_\_  
 (Note: If more than one budget component is affected, separate line-item amounts and funding for each component in the analysis section.)

EXPENDITURES (Thousands of Dollars)

	FY 83	FY 84	FY 85	FY 86	FY 87	FY 88
100 PERSONAL SERVICES		47,500				
200 TRAVEL		30,000				
300 CONTRACTUAL		2,000				
400 COMMODITIES						
500 EQUIPMENT		- 0 -				
600 LAND & STRUCTURES		- 0 -				
700 GRANTS, CLAIMS, ETC.		- 0 -				
TOTAL						

FUNDING (Thousands of Dollars)

	FY 83	FY 84	FY 85	FY 86	FY 87	FY 88
GENERAL FUND		79,500				
FEDERAL FUNDS		-72,500				
OTHER (Specify Source)						

POSITIONS

	FY 83	FY 84	FY 85	FY 86	FY 87	FY 88
FULL TIME						
PART TIME						
TEMPORARY						

III. ANALYSIS (See Fiscal Note Preparation Instruction, Section III)

See attachment.

IV. DATE February 23, 1983 PREPARED BY House HESS  
 AGENCY Legislative Affairs Agency  
 Original: Legislative Finance PHONE 455-3777  
 cc: Budget and Management  
 Prime Sponsor (First Legislator Named)  
 33-001 (Rev. 12/82)

FISCAL ANALYSIS: FOUNDATION FUNDING STUDY - INTERIM '83

100 Personal Services

Prof. Asst. @ 21C = \$3714 + 28% benefits x 6 months = \$28,523

Prof. Sec. @ 15C = \$2463 + 28% benefits x 6 months =  
\$18,915

---

\$47,438

\* There are no provisions presently regarding interim staffing policies for standing committees.

200 Travel & Peridium

Seven meetings beginning August 17; 3 days each at 3 week intervals ending December 16.

Assumption of Anchorage meetings with transportation for 7 council and 3 staff members (including Legal Services Staff).

\$320.00/round trip (Juneau/Anchorage/Juneau) x 7 meetins =  
\$22,400 Total Travel

Peridium:

7 meetins @ 3 days each = 21 days x \$80 (Anch) peridium = \$1,680

2 legislators + 2 staff = 4 x \$1,680 = \$6,720

300 Contractual

\$1,200 phone (\$200 x 6 months)  
\$ 800 postage and misc.

---

\$2,000

400 Commodities

- 0 -

500 Equipment

- 0 -

600 Land/Structures

- 0 -

700 Grants/Claims

- 0 -

Total Funding Request = \$72,500



Official Business

# Alaska State Legislature

## House of Representatives

Committee on

### Health, Education & Social Services

Pouch V  
State Capitol  
Juneau, Alaska 99811


March 14, 1983

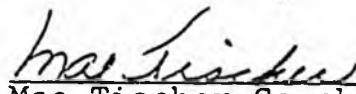
#### LETTER OF INTENT

RE: HB 251 An act relating to state support for education;  
and providing for an effective date.

It is the intent of the Legislature to insure funding for any additional increases in enrollments on a per district basis for the 1983-84 school year.

It is the further intent to appropriate funds to AS 14.17.061(a), the Supplemental Programs account, in order that any additional ADM's be funded according to the ADM amounts based on the FY 83 funding level (ADM amounts listed in the proposed education legislation).

  
Milo H. Fritz, Co-chairman

  
Mae Tischer, Co-chairman

The following individuals are expected to testify on CS HB 251 (HESS):

Representative Mae Tischer, prime sponsor

Steve Hole, Legislative Liaison, Department of Education

-----

Keith Levy, Division of Legal Services, will be available for questions on the language of the bill. Mr. Levy drafted the legislation.

STATE OF ALASKA  
DEPARTMENT OF EDUCATION  
PROJECTION SUMMARY

PROJ. CONTROL #  
016.00007

REVISED

PLEASE DISREGARD ALL COLUMNS  
EXCEPT THIS ONE:

DISTRICT NAME	PROJ. ADM	INSTR. UNITS	INSTR. UNIT ALLOTMENT	BASIC NEED	AS 14.17.180	SUPPLEMENTAL EQUALIZATION AID	PRELIMINARY COMPUTATION OF ENTITLEMENT	PL 874
ANCHORAGE	34,797	2,627	42,450	111,516,150	0	6,922,194	118,438,344	0
BRISTOL BAY	211	28	65,797	1,842,316	0	269,436	2,111,752	0
CORDOVA	438	46	48,817	2,245,582	0	19,592	2,265,174	0
CRAIG	153	19	45,846	871,074	0	188,553	1,059,627	0
DILLINGHAM	378	43	65,797	2,829,271	0	542,188	3,371,459	0
FAIRBANKS (N. STAR)	9,441	753	47,544	35,800,632	0	0	35,800,632	0
GALENA	142	19	65,797	1,250,143	0	209,543	1,459,686	0
HAINES	389	52	48,817	2,338,484	0	0	2,538,484	0
HOONAH	239	27	47,544	1,283,688	0	246,083	1,529,771	0
HYDABURG	93	17	45,846	779,382	0	97,033	876,415	0
JUNEAU	4,258	372	42,450	15,791,400	0	67,245	15,858,645	0
KAKE	208	29	45,846	1,329,534	0	191,097	1,520,631	0
KENAI	6,756	591	45,846	27,024,986	0	0	27,024,986	0
KETCHIKAN GATEWAY	2,368	195	42,450	8,277,750	0	0	8,277,750	0
KING COVE	121	16	63,675	1,018,800	0	147,916	1,166,716	0
KLAWOCK	152	23	45,846	1,054,458	0	104,967	1,159,425	0
KODIAK	2,143	216	49,242	10,636,272	0	1,458,909	12,095,181	0
MATANUSKA-SUSITNA	5,562	454	44,148	20,043,192	0	0	20,043,192	0
NIENANA	128	23	50,940	1,171,620	0	211,484	1,383,104	0
NOME	758	73	65,797	4,803,181	0	781,933	5,585,114	0
NORTH SLOPE	1,022	147	65,797	9,672,159	0	0	9,672,159	0
PELICAN	52	13	47,544	618,072	0	47,089	665,161	0
PETERSBURG	574	50	44,148	2,207,400	0	182,683	2,390,083	0
SAND POINT	123	14	63,675	891,450	0	156,334	1,047,784	0
SITKA	1,608	132	44,148	6,136,572	0	0	6,136,572	0
SKAGWAY	177	18	45,846	825,228	0	153,820	979,048	0
ST. MARY'S	112	24	65,797	1,579,128	0	142,425	1,721,553	0
TANANA	92	17	65,797	1,118,549	0	145,590	1,264,139	0
UNALASKA	181	24	63,675	1,528,200	0	0	1,528,200	0
VALDEZ	863	87	48,817	4,247,079	0	0	4,247,079	0
WRANGELL	485	48	44,148	2,119,104	0	237,835	2,356,939	0
YAKUTAT	160	22	50,940	1,120,680	0	154,305	1,274,985	0
ODAK	594	54	59,430	3,209,220	0	849,039	3,349,628	708,631
ALASKA GATEWAY	473	71	50,940	3,616,740	0	585,628	3,923,614	278,754
ALEUTIAN	129	32	63,675	2,037,600	0	174,586	2,070,392	141,794
ANNETTE	336	43	44,148	1,898,364	0	372,695	1,697,993	573,066
BERING STRAIT	918	161	65,797	10,593,317	0	922,599	10,805,000	710,916
CHATHAM	272	48	45,846	2,200,608	0	228,248	2,221,851	207,005
CHUGACH	75	16	50,940	815,040	0	91,887	875,766	31,161
COPPER RIVER	532	71	50,940	3,616,740	0	679,966	4,099,142	197,564
DELTA/GREELY	949	92	50,940	4,686,480	0	1,086,720	5,321,687	451,513
IDIITAROD	327	69	65,797	4,539,993	0	495,324	4,672,564	362,753
KUSPUK	324	75	65,797	4,934,775	0	522,226	5,018,045	438,956
LAKE & PENINSULA	363	80	65,797	5,263,760	0	514,314	5,278,911	499,163
LOWER KUSKOKWIM	2,416	372	65,797	24,476,484	0	2,937,126	25,271,075	2,142,535
LOWER YUKON	1,392	186	65,797	12,238,242	0	1,883,179	12,330,868	1,790,533
NORTHWEST ARCTIC	1,500	208	65,797	13,685,776	0	2,338,940	14,384,965	1,639,750
PRIIBILOF	168	27	63,675	1,719,225	0	263,410	1,719,738	262,897
RAILBELT	327	55	50,940	2,801,700	0	410,430	3,146,681	65,449
SOUTHEAST	434	84	45,846	3,851,064	0	463,112	3,892,020	422,156

STATE OF ALASKA  
DEPARTMENT OF EDUCATION  
PROJECTION SUMMARY

DJ CONTROL #  
009907

REVISED

DISTRICT NAME	PROJ. ADM	INSTR. UNITS	INSTR. UNIT ALLOTMENT	BASIC NEED	AS 14.17.180	SUPPLEMENTAL EQUALIZATION AID	PL 874	PRELIMINARY COMPUTATION OF ENTITLEMENT	PER A.D.M.
SWTHWEST	532	99	65,797	6,513,903	0	765,932	739,531	6,540,304	12,29
UN FLATS	316	69	65,797	4,539,993	0	496,906	364,798	4,672,101	14,79
ON KOYUKUK	556	101	65,797	6,645,497	0	897,279	757,128	6,785,648	12,20
TRAL CORRESPOND	790	48	42,450	2,037,600	0	0	0	2,037,600	2,57
Y/BOR. TOTAL:	74,184	6,226		284,241,536	0	12,678,254	0	296,919,790	4,00
E.A.A. TOTAL:	12,983	2,013		123,884,521	0	16,979,546	12,786,053	128,078,014	9,86
TRAL CORRES.:	790	48		2,037,600	0	0	0	2,037,600	2,57
GRAND TOTALS:	87,957	8,287		410,163,657	0	29,657,800	12,786,053	427,035,404	4,85

TOTAL  
amt. of  
PL 874 \$

RURAL EDUCATION ATTENDANCE AREAS  
OPERATING FUND BALANCES  
FISCAL YEAR 1982 AUDITED

REAA	Fiscal Year 81					Fiscal Year 82				
	Reserved for Encumbrncs	Reserved Other	Designated for School Year Expend	NonDesignatd	Total FY 81 Operatg Fund Balance	Reserved for Encumbrncs	Reserved Other	Designated for School Year Expend	UnDesignatd	Total FY 82 Operatg Fund Balance
Adak	45,826	-0-	82,470	588,566	716,862	31,900	-0-	779,195	101,143	912,238
Alaska Gateway	-0-	-0-	110,613	297,331	407,944	-0-	-0-	110,613	426,525	537,138
Aleutian Pegin	-0-	148,891	-0-	(2,436)	146,455	-0-	154,704	-0-	99,852	254,556
Annette Island	-0-	-0-	-0-	221,092	221,092	-0-	-0-	-0-	197,252	197,252
Bering Strait	-0-	-0-	-0-	384,175	384,175	-0-	-0-	-0-	628,563	628,563
Chatham	-0-	40,761	-0-	532,559	573,320	-0-	150,426	-0-	727,004	877,430
Chugach	-0-	200,000	-0-	85,534	285,534	-0-	-0-	200,000	52,598	252,598
Copper River	68,123	-0-	101,144	17,549	186,816	27,432	38,520	101,144	328,209	495,305
Delta/Greely	-0-	-0-	40,000	199,193	239,193	-0-	-0-	40,000	14,490	54,490
Iditarod	16,092	260,837	-0-	376,413	653,342	162,354	-0-	260,000	405,633	827,987
Kuspuk	-0-	110,203	-0-	(34,662)	75,541	58,049	362,834	-0-	371,269	792,152
Lake & Peninsula	-0-	369,162	325,000	(111,300)	582,862	-0-	419,646	125,000	8,610	553,256
Lower Kuskokwim	-0-	1,432,517	1,945,504	492,727	3,870,748	-0-	1,099,824	-0-	1,978,770	3,078,594
Lower Yukon	-0-	-0-	456,975	850,572	1,307,547	25,013	1,332,683	-0-	1,625,049	2,982,745
Northwest Arctic	-0-	-0-	2,223,306	40,044	2,263,350	209,677	108,242	1,755,529	-0-	2,073,448
Pribilof	-0-	-0-	-0-	599,009	599,009	-0-	275,000	-0-	176,430	451,430
Railbelt	2,408	219,757	197,685	8,584	428,434	89,052	208,154	101,060	-0-	398,266
Southeast Island	113,947	101,441	200,000	50,975	466,363	112,735	30,668	500,000	34,958	678,361
Southwest Region	636,874	605,800	-0-	1,016,229	2,258,903	750,846	482,587	-0-	1,778,817	3,012,250
Yukon Flats	29,658	-0-	-0-	106,276	135,932	154,046	-0-	-0-	73,856	227,902
Yukon/Koyukuk	213,023	269,948	203,935	88,943	775,849	322,097	-0-	150,000	125,786	597,883
TOTALS	1,125,949	3,759,317	5,886,632	5,807,373	16,579,271	1,943,201	4,663,288	4,122,541	9,154,814	19,883,844

CITY AND BOROUGH SCHOOL DISTRICTS  
SCHOOL OPERATING FUND BALANCES  
FISCAL YEAR 1982 AUDITED

School District	Fiscal Year 1981				Fiscal Year 1982					
	Reserved for Encumbrs	Reserved Other	Designated for School Year Expend	Undesignated	Total FY 81 Op Fund Balance	Reserved for Encumbrs	Reserved Other	Designated for School Year Expend	Undesignated	Total FY 82 Op Fund Balance
Anchorage	1,336,031	-0-	2,884,161	3,313,988	7,534,180	2,219,053	-0-	5,583,988	383,256	8,186,297
Bristol Bay	21,502	-0-	73,477	122,760	217,739	-0-	821	250,000	79,268	330,089
Cordova	-0-	2,706	-0-	128,570	131,276	7,851	-0-	129,232	78,470	215,553
Craig	-0-	-0-	-0-	(9,237)	(9,237)	-0-	-0-	-0-	(168,036)	(168,036)
Dillingham	24,926	24,083	120,678	285,194	454,881	24,926	23,029	-0-	412,996	460,951
Fairbanks	284,723	-0-	-0-	-0-	284,723	425,776	-0-	-0-	-0-	425,776
Galena	-0-	178,448	-0-	471,375	649,823	-0-	478,305	-0-	148,399	626,704
Haines	-0-	200,000	274,994	350,832	825,826	37,240	-0-	270,307	327,070	634,617
Hoonah	-0-	-0-	-0-	75,963	75,963	-0-	-0-	-0-	(19,290)	(19,290)
Hydaburg	-0-	-0-	-0-	36,423	36,423	-0-	-0-	-0-	121,624	121,624
Juneau	-0-	-0-	-0-	(170,661)	(170,661)	-0-	-0-	-0-	(502,222)	(502,222)
Kake	-0-	-0-	-0-	74,068	74,068	-0-	-0-	-0-	24,727	24,727
Kenai	-0-	-0-	1,394,770	-0-	1,394,770	-0-	-0-	302,208	-0-	302,208
Ketchikan	128,971	255,989	-0-	109,631	494,591	63,423	109,631	24,563	-0-	197,617
King Cove	-0-	-0-	188,526	519,793	708,319	-0-	-0-	488,526	370,802	859,328
Klawock	-0-	-0-	-0-	196,993	196,993	-0-	-0-	-0-	297,003	297,003
Kodiak	39,063	-0-	-0-	-0-	39,063	84,822	-0-	-0-	-0-	84,822
Mat-Su	-0-	700	-0-	-0-	700	-0-	700	-0-	-0-	700
Nenana	7,928	40,000	66,206	209,306	323,440	10,233	-0-	148,336	-0-	158,569
Nome	25,686	-0-	295,502	(3,706)	317,482	115,108	22,288	295,502	7,361	440,259
North Slope	-0-	66,500	-0-	(175,545)	(109,045)	-0-	446,398	-0-	-0-	446,398
Pelican	-0-	-0-	-0-	30,566	30,566	-0-	-0-	-0-	40,898	40,898
Petersburg	-0-	-0-	-0-	(103,910)	(103,910)	-0-	-0-	-0-	(170,387)	(170,387)
Sand Point	-0-	2,861	-0-	(13,227)	(10,366)	-0-	-0-	-0-	54,168	54,168
Sitka	-0-	11,933	-0-	286,163	298,096	-0-	6,042	-0-	445,381	451,423
Skagway	12,671	-0-	107,085	-0-	119,756	-0-	-0-	133,000	13,618	146,618
St. Mary's	-0-	163,541	-0-	110,792	274,333	-0-	153,400	500,000	61,243	714,643
Unalaska	8,517	16,181	100,000	201,013	325,711	670	6,533	132,054	185,457	324,714
Valdez	-0-	757,072	590,530	460,619	1,808,221	-0-	828,388	1,051,149	430,233	2,309,770
Wrangell	13,985	18,269	68,000	22,952	123,206	-0-	12,280	68,000	59,938	140,218
Yakutat	-0-	2,876	-0-	1,216	4,092	-0-	1,727	-0-	(56,416)	(54,689)
<b>TOTALS</b>	<b>1,904,003</b>	<b>1,741,159</b>	<b>6,163,929</b>	<b>6,531,931</b>	<b>16,341,022</b>	<b>2,989,102</b>	<b>2,089,542</b>	<b>9,376,865</b>	<b>2,625,561</b>	<b>17,081,070</b>

RURAL EDUCATION ATTENDANCE AREAS  
OPERATING FUND BALANCES  
FISCAL YEAR 1982 AUDITED

Fiscal Year 81

Fiscal Year 82

WEAA	Fiscal Year 81				Fiscal Year 82					
	Reserved for Encumbrncs	Reserved Other	Designated for School Year Expend	NonDesignatd	Total FY 81 Operatg Fund Balance	Reserved for Encumbrncs	Reserved Other	Designated for School Year Expend	UnDesignatd	Total FY 82 Operatg Fund Balance
Adak	45,826	-0-	82,470	588,566	716,862	31,900	-0-	779,195	101,143	912,238
Alaska Gateway	-0-	-0-	110,613	297,331	407,944	-0-	-0-	110,613	426,525	537,138
Aleutian Region	-0-	148,891	-0-	(2,436)	146,455	-0-	154,704	-0-	99,852	254,556
Annette Island	-0-	-0-	-0-	221,092	221,092	-0-	-0-	-0-	197,252	197,252
Bering Strait	-0-	-0-	-0-	384,175	384,175	-0-	-0-	-0-	628,563	628,563
Chatham	-0-	40,761	-0-	532,559	573,320	-0-	150,426	-0-	727,004	877,430
Chugach	-0-	200,000	-0-	85,534	285,534	-0-	-0-	200,000	52,598	252,598
Copper River	68,123	-0-	101,144	17,549	186,816	27,432	38,520	101,144	328,209	495,305
Delta/Greely	-0-	-0-	40,000	199,193	239,193	-0-	-0-	40,000	14,490	54,490
Iditarod	16,092	260,837	-0-	376,413	653,342	162,354	-0-	260,000	405,633	827,987
Kuspuk	-0-	110,203	-0-	(34,662)	75,541	58,049	362,834	-0-	371,269	792,152
Lake & Peninsula	-0-	369,162	325,000	(111,300)	582,862	-0-	419,646	125,000	8,610	553,256
Lower Kuskokwim	-0-	1,432,517	1,945,504	492,727	3,870,748	-0-	1,099,824	-0-	1,978,770	3,078,594
Lower Yukon	-0-	-0-	456,975	850,572	1,307,547	25,013	1,332,683	-0-	1,625,049	2,982,745
Northwest Arctic	-0-	-0-	2,223,306	40,044	2,263,350	209,677	108,242	1,755,529	-0-	2,073,448
Prihilot	-0-	-0-	-0-	599,009	599,009	-0-	275,000	-0-	176,430	451,430
Railbelt	2,408	219,757	197,685	8,584	428,434	89,052	208,154	101,060	-0-	398,266
Southeast Island	113,947	101,441	200,000	50,975	466,363	112,735	30,668	500,000	34,958	678,361
Southwest Region	636,874	605,800	-0-	1,016,229	2,258,903	750,846	482,587	-0-	1,778,817	3,012,250
Yukon Flats	29,656	-0-	-0-	106,276	135,932	154,046	-0-	-0-	73,856	227,902
Yukon/Koyukuk	213,023	269,948	203,935	88,943	775,849	322,097	-0-	150,000	125,786	597,883
<b>TOTALS</b>	<b>1,125,949</b>	<b>3,759,317</b>	<b>5,886,632</b>	<b>5,807,373</b>	<b>16,579,271</b>	<b>1,943,201</b>	<b>4,663,288</b>	<b>4,122,541</b>	<b>9,154,814</b>	<b>19,883,844</b>

CITY AND BOROUGH SCHOOL DISTRICTS  
SCHOOL OPERATING FUND BALANCES  
FISCAL YEAR 1982 AUDITED

School District	Fiscal Year 1981					Fiscal Year 1982				
	Reserved for Encumbrs	Reserved Other	Designated for School Year Expend	Undesignated	(Total) FY 81 Op Fund Balance	Reserved for Encumbrs	Reserved Other	Designated for School Year Expend	Undesignated	Total FY 82 Op Fund Balance
Anchorage	1,336,031	-0-	2,884,161	3,313,988	7,534,180	2,219,053	-0-	5,583,988	383,256	8,186,297
Bristol Bay	21,502	-0-	73,477	122,760	217,739	-0-	821	250,000	79,2C8	330,089
Cordova	-0-	2,706	-0-	128,570	131,276	7,851	-0-	129,232	78,470	215,553
Craig	-0-	-0-	-0-	(9,237)	(9,237)	-0-	-0-	-0-	(168,036)	(168,036)
Dillingham	24,926	24,083	120,678	285,194	454,881	24,926	23,029	-0-	412,996	460,951
Fairbanks	284,723	-0-	-0-	-0-	284,723	425,776	-0-	-0-	-0-	425,776
Galena	-0-	178,448	-0-	471,375	649,823	-0-	478,305	-0-	148,399	626,704
Haines	-0-	200,000	274,994	350,832	825,826	37,240	-0-	270,307	327,070	634,617
Hoonah	-0-	-0-	-0-	75,963	75,963	-0-	-0-	-0-	(19,290)	(19,290)
Hydaburg	-0-	-0-	-0-	36,423	36,423	-0-	-0-	-0-	121,624	121,624
Juneau	-0-	-0-	-0-	(170,661)	(170,661)	-0-	-0-	-0-	(502,222)	(502,222)
Kake	-0-	-0-	-0-	74,068	74,068	-0-	-0-	-0-	24,727	24,727
Kenai	-0-	-0-	1,394,770	-0-	1,394,770	-0-	-0-	302,208	-0-	302,208
Ketchikan	128,971	255,989	-0-	109,631	494,591	63,423	109,631	24,563	-0-	197,617
King Cove	-0-	-0-	188,526	519,793	708,319	-0-	-0-	488,526	370,802	859,328
Klawock	-0-	-0-	-0-	196,993	196,993	-0-	-0-	-0-	297,003	297,003
Kodiak	39,063	-0-	-0-	-0-	39,063	84,822	-0-	-0-	-0-	84,822
Mat-Su	-0-	700	-0-	-0-	700	-0-	700	-0-	-0-	700
Nenana	7,928	40,000	66,206	209,306	323,440	10,233	-0-	148,336	-0-	158,569
Nome	25,686	-0-	295,502	(3,706)	317,482	115,108	22,288	295,502	7,361	440,259
North Slope	-0-	66,500	-0-	(175,545)	(109,045)	-0-	446,398	-0-	-0-	446,398
Pelican	-0-	-0-	-0-	30,566	30,566	-0-	-0-	-0-	40,898	40,898
Petersburg	-0-	-0-	-0-	(103,910)	(103,910)	-0-	-0-	-0-	(170,387)	(170,387)
Sand Point	-0-	2,861	-0-	(13,227)	(10,366)	-0-	-0-	-0-	54,168	54,168
Sitka	-0-	11,933	-0-	286,163	298,096	-0-	6,042	-0-	445,381	451,423
Skagway	12,671	-0-	107,085	-0-	119,756	-0-	-0-	133,000	13,618	146,618
St. Mary's	-0-	163,541	-0-	110,792	274,333	-0-	153,400	500,000	61,243	714,643
Unalaska	8,517	16,181	100,000	201,013	325,711	670	6,533	132,054	185,457	324,714
Valdez	-0-	757,072	590,530	460,619	1,808,221	-0-	828,388	1,051,149	430,233	2,309,770
Wrangell	13,985	18,269	68,000	22,952	123,206	-0-	12,280	68,000	59,938	140,218
Yakutat	-0-	2,876	-0-	1,216	4,092	-0-	1,727	-0-	(56,416)	(54,689)
<b>TOTALS</b>	<b>1,904,003</b>	<b>1,741,159</b>	<b>6,163,923</b>	<b>6,531,931</b>	<b>16,341,022</b>	<b>2,989,102</b>	<b>2,089,542</b>	<b>9,376,865</b>	<b>2,625,561</b>	<b>17,081,070</b>

PROJECTED COST OF ENROLLMENT INCREASE FOR ASST. 17,000(a)

Compare FY83 ADM - FY84 ADM Calculate ADM/Per From FY83 Supp. (415,210,9)

Prepared By  
Approved By

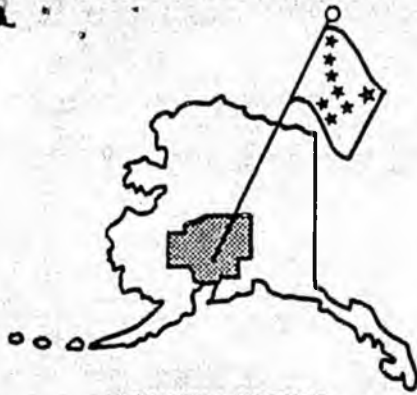
District Name	83 ADM	83 Pro Rata	83 PER ADM	84 ADM	DIFF. IN ADM	84 SUP ENT
Anchorage	34797	25158815	3309.40	34663	1866	6175433.20
Bristol Bay	211	2053278	9231118	217	6	5838708
Cordova	438	2202452	502847	438	0	0
Craig	153	1032286	673290	148	(5)	(3366910)
Dillingham	328	3228104	867224	406	28	24282272
Fairbanks (N. STAR)	9441	11807321	368204	9709	268	28812622
Galena	142	1417268	999485	136	(6)	(5796910)
Haines	389	2468194	634498	395	6	3806788
Hoonah	239	1487412	622349	239	0	0
Hydaburg	93	852142	916282	96	3	2728861
Juneau	4258	15417523	362131	4372	114	432931789
Kake	208	1478525	710830	131	(17)	(9240790)
Kenai	6756	28344733	389946	7373	517	201601565
Ketchikan Gateway	2368	8048341	339888	2325	7	2379216
King Cove	121	1134412	937529	132	11	10312319
Klawock	152	1127321	741659	127	(29)	(2150811)
Kodiak	2143	11760268	548226	2222	29	43353235
Mutanaska - Susitna	5562	19488201	350382	6157	595	208477290
Nemona	128	1344826	1040630	130	2	3101860
Nome	758	5430464	716420	762	4	2866680
North Slope	1022	9404329	920190	1080	58	53371020
Pelican	52	646243	1343237	52	0	4974948
Petersburg	574	2323902	404861	574	0	0
Sand Point	123	1018771	828220	131	8	6626160
Sitka	1608	5966650	371061	1681	73	27087453
Skagway	177	951938	537818	177	0	0
St. Mary's	118	1673884	1494540	139	27	40357580
Tunana	92	1227133	1336017	87	(5)	(6680085)
Unalaska	181	1485885	820531	186	5	4104653
Valdez	863	4129428	478503	919	56	26796168

Compare FY 83 ADM - FY 84 ADM

Calculate ADM/PER From FY 83 Supp. (415,210.9)

Initials  
Prepared By  
Approved By

District Name	83 ADM	83 ProRata	83 PER ADM	84 ADM	DIFF IN ADM	84 SUP ENT
Wrangell	485	2291676	472511	423	<62>	29295682
Yakutat	160	1239641	774801	166	6	4648806
Sub-Total	74184	87498133		77812	3625	117482141
Adak	594	3256878	548296	600	6	3289776
Alaska Gateway	473	3814950	806548	471	<2>	<1613096>
Aleutian	129	2013063	1560314	135	6	9363084
Annette	332	1650976	491362	338	2	982724
Bering Strait	918	46505812	1144424	952	24	38710416
Chatham	272	2160328	794239	270	<2>	<1588478>
Chugach	75	851516	1135355	100	25	28383825
Copper River	582	3985638	624818	572	<10>	<6848180>
Delta/Gwvly	949	5174321	545241	1029	80	43619280
Iditarod	227	4543182	1389353	337	10	13893536
Kuspuk	324	4879097	1505895	331	7	10542265
Lak. E. Peninsula	363	5132739	1413928	334	<29>	<4205362>
Lower Kuskokwim	2416	2571225	1017025	2431	15	15255375
Lower Yukon	1392	11989449	861311	1373	1	861311
Northwest Arctic	1500	3986650	932444	1573	23	68068412
Pribilof	168	1672119	995309	187	19	18910821
Rainbolt	327	3059550	935643	322	55	<4628215>
Southeast	434	3784251	871948	438	4	3487292
Southwest	532	6357305	1195340	531	<1>	<1195340>
Yukon Flats	316	5542732	1437524	324	8	11500592
Yukon-Koyukuk	556	6597755	1186647	534	<22>	26106234
Central Correspondence	790	1981179	250783	820	30	7523490
Sub-Total	13773	10512745		14022	249	257465716
Total	87957	43210898		91831	3872	1675142857



**KENNETH J. KRAMER**  
SUPERINTENDENT OF SCHOOLS

## MATANUSKA-SUSITNA BOROUGH SCHOOL DISTRICT

BOX AB • PALMER, ALASKA 99645-1546 • PHONE 745-4822

March 10, 1983

Governor William Sheffield  
State Capitol Building  
Pouch V  
Juneau, AK 99811

Dear Governor Sheffield:

It has recently come to my attention that the state legislature, pursuant to your instruction, is planning to review the Foundation Support Program.

I applaud your efforts to establish a more equitable means of funding public school education. I support the concept of a foundation program, however, the specific mechanics of the present system do not take into account the unique problems of our District which has no taxable industry and relies on the single family dwelling as its tax base. To compound the problem, our enrollment has increased by over 890 students this year (18% increase) and we are projecting a comparable increase for 1983-84. The present funding program addresses neither of these concerns and the "area differential" creates an even greater disparity between our District and others statewide.

Simply stated, our budget is very conservative and we find it more and more difficult each year to maintain essential programs and services enjoyed by other students statewide. Over 75% of our budget is dedicated to personnel. The salaries of our teachers are competitive with other districts, however, our administrative salaries are significantly lower than the statewide average.

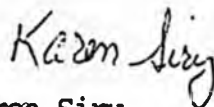
I would unequivocally endorse continuation of the study being conducted by the Department of Education regarding the existing Foundation Support Program. I look forward with great anticipation to the results of this study because individual teams visited each school district in order to ascertain problems with the present mechanics. They also met with members of the Association of Alaska School Boards.

City and Borough School Districts enjoy excellent rapport with representatives from the REAA's, as we share many common problems. However, the existing Foundation Program creates significant inequities among districts and stands to facilitate deterioration of this relationship.

Education is mandated in our State Constitution as a State function. Equality in educational opportunities for students statewide is implied in this mandate.

Your consideration of the aforementioned concerns will insure that equality in educational opportunity is available to all children statewide.

Sincerely,

A handwritten signature in cursive script that reads "Karen Siry".

Karen Siry  
School Board President

KS:GCT:pr

BILL ANALYSIS

RE: Foundation Funding Formula Moratorium and Policy Council  
CSHB 251 (HESS)

- Section 1: Findings and intent to provide alternative mechanism for public education funding of schools.
- Section 2: Lists five members of the Policy Council to be appointed jointly by Senate President and House Speaker. The respective chairmen of the HESS Committees are additional members.
- Section 3: Report to legislature, February 1, 1984.
- Section 4: Suspends operation of statutes citing the various facets of the current foundation funding formula from July 1, 1983 through June 30, 1984. Retains Hold-Harmless Clause of 14.17.031(d) - if ADM decreases by 10% during the period of suspension, the previous year's ADM figures are used for calculating instructional units (to provide for drastic declines in school enrollments due to economic reasons).

- 14.17.021(a) Basic State Aid = Instructional Unit X  
Unit Allotment
- 14.17.022 Funds for Centralized Correspondence Study
- 14.17.023 Supplemental Equalization Aid - adjusts allotments with respect to local tax contributions (Department of Community & Regional Affairs determines value 29.53.060)
- 14.17.031(a) Instructional Units (IU's) - Total number  
(b) of IU's within each school district in  
(c) regards to various types of schools and  
(e) program components
- 14.17.041 Tables of allowable instructional units
- 14.17.051 Instructional Unit Allotment - dollar amount provided for each Instructional Unit
- 14.17.056 Defines Base Instructional Unit Value at \$42,450
- 14.17.082 Fund balance changes in school operating fund; audited by Legislative Budget and Audit by April 15 of each year

14.17.160 Allocation of funds on preliminary computation  
14.17.180 Payment under final computation  
14.17.225(b) Proration of 14.17.010 - public school foundation account

Section 5: Dollar amount per ADM for each school district and correspondence study - based on 97.23 % of full entitlement as exists presently for funds provided in FY 83 plus the supplemental appropriation of HB 73. Subject to adjustment under 14.17.021(b), REAA's do not reflect deduction for PL 874 funds. Those deductions will be made pursuant to Section 5.

Section 6: Determination of state aid based on reports submitted under 14.17.170 (payment under adjusted computations). Payment distribution to replace 14.17.160.

Section 7: Funds necessary for increased enrollments based on 1st quarter count (Nov. 83) will be placed into the supplemental program account 14.17.061(a) and distributed per ADM's in Section 5. Available funds will be distributed on a prorata basis among school districts with increases in average daily membership (see attached letter of intent).

Section 8: Continuation level of categorical programs: bilingual, special education and vocational education needs.

Section 9: Effective date - July 1, 1983.

3/18/83



Official Business

# Alaska State Legislature

## House of Representatives

Committee on

### Health, Education & Social Services

Pouch V  
State Capitol  
Juneau, Alaska 99511

March 14, 1983


#### LETTER OF INTENT

RE: HB 251 An act relating to state support for education;  
and providing for an effective date.

It is the intent of the Legislature to insure funding for any additional increases in enrollments on a per district basis for the 1983-84 school year.

It is the further intent to appropriate funds to AS 14.17.061(a), the Supplemental Programs account, in order that any additional ADM's be funded according to the ADM amounts based on the FY 83 funding level (ADM amounts listed in the proposed education legislation).

  
Milo H. Fritz, Co-chairman

  
Mae Tischer, Co-chairman

Introduced: 3/11/83  
Referred: Health, Education &  
Social Services and Finance

BY TISCHER, ADAMS, FULLER  
AND LINDAUER

1 IN THE HOUSE

2

HOUSE BILL NO. 251

3

IN THE LEGISLATURE OF THE STATE OF ALASKA

4

THIRTEENTH LEGISLATURE - FIRST SESSION

5

A BILL

6 For an Act entitled: "An Act relating to state support for education; and  
7 providing for an effective date."

8 BE IT ENACTED BY THE LEGISLATURE OF THE STATE OF ALASKA:

9 \* Section 1. FINDINGS. The legislature finds that the present system  
10 of providing assistance to school systems should be studied for  
11 modification and improvement. The legislature further finds that during  
12 the period of study an alternative mechanism to the existing foundation  
13 support system is desirable.

14 \* Sec. 2. There is created the Foundation Funding Policy Council to  
15 study alternatives to the existing foundation support system. The Founda-  
16 tion Funding Policy Council consists of seven persons: the chairperson of  
17 the Senate Health, Education, and Social Services Committee, the chairper-  
18 son of the House Health, Education, and Social Services Committee, and the  
19 following persons to be appointed jointly by the Speaker of the House and  
20 the President of the Senate: the executive director of the Alaska School  
21 Board Association, an education analyst from the Office of Management and  
22 Budget, a fiscal analyst from the Department of Education, the president of  
23 the state board of education, and the executive director of the Alaska  
24 Council of School Administrators.

25 \* Sec. 3. The Foundation Funding Policy Council shall report its find-  
26 ings and recommendations to the governor and to the legislature no later  
27 than February 1, 1984.

28 \* Sec. 4. The operation of AS 14.17.021(a), 14.17.022, 14.17.023,  
29 14.17.031(a), (b), (c), and (e), 14.17.041, 14.17.051, 14.17.056,

1 and 14.17.082 is suspended from July 1, 1983, through June 30, 1984.  
2 During the period of suspension, the provisions of AS 14.17.031(d) remain  
3 in effect except that the number of students in average daily membership in  
4 each school district shall be used instead of instructional units to  
5 calculate reductions in state aid. During the period of suspension,  
6 funding for the basic state aid and supplemental equalization aid that  
7 otherwise would have been provided under the provisions of AS 14.17.021(a),  
8 14.17.022, and 14.17.023 shall be provided to school districts and for  
9 centralized correspondence study in accordance with the provisions of  
10 sec. 5 of this Act.

11 \* Sec. 5. For fiscal year 1984 the amount of state aid for each school  
12 district and for centralized correspondence study is the following amount  
13 for each pupil in average daily membership less any aid overpaid as  
14 determined by the commissioner of education under AS 14.17.180:

15	Anchorage School District	\$ 3,310
16	Bristol Bay Borough School District	9,732
17	Cordova City School District	5,029
18	Craig City School District	6,734
19	Dillingham City School District	8,673
20	Fairbanks North Star Borough School District	3,688
21	Galena City School District	9,995
22	Haines Borough School District	6,345
23	Hoonah City School District	6,224
24	Hydaburg City School District	9,163
25	City and Borough of Juneau School District	3,622
26	Kake City School District	7,109
27	Kenai Peninsula Borough School District	3,900
28	Ketchikan Gateway Borough School District	3,399
29	King Cove City School District	9,376

1	Klawock City School District	7,417
2	Kodiak Island School District	5,488
3	Matanuska-Susitna Borough School District	3,504
4	Nenana City School District	10,507
5	Nome City School District	7,165
6	North Slope Borough School District	9,202
7	Pelican City School District	12,438
8	Petersburg City School District	4,049
9	Sand Point City School District	8,283
10	Sitka Borough School District	3,711
11	Skagway City School District	5,379
12	St. Mary's City School District	14,946
13	Tanana School District	13,361
14	Unalaska City School District	8,210
15	Valdez City School District	4,786
16	Wrangell City School District	4,726
17	Yakutat City School District	7,749
18	Adak Regional School District	5,483
19	Alaska Gateway School District	8,066
20	Aleutian Chain School District	15,606
21	Annette Island School District	4,914
22	Bering Straits School District	11,445
23	Chatham School District	7,943
24	Chugach School District	11,354
25	Copper River School District	6,849
26	Delta School District	5,453
27	Iditarod Area School District	13,894
28	Kuspuk School District	15,059
29	Lake and Peninsula School District	14,140

1	Lower Kuskokwim School District	10,171
2	Lower Yukon School District	8,614
3	Northwest Arctic School District	9,325
4	Pribilof Islands School District	9,954
5	Upper Railbelt Regional School District	9,357
6	Southeast Island School District	8,720
7	Southwest Regional School District	11,954
8	Yukon Flats School District	14,376
9	Yukon Koyukuk School District	11,867
10	Central Correspondence	2,508

11 \* Sec. 6. During the period of suspension under sec. 4 of this Act, a  
12 school district shall continue to provide services to students in programs  
13 of bilingual and vocational education commensurate with the needs of the  
14 students and in strict accordance with applicable state and federal laws  
15 and regulations.

16 \* Sec. 7. This Act takes effect July 1, 1983.

Offered: 3/18/83  
Referred: Finance

Original sponsors: Tischer, Adams,  
Fuller and Lindauer

1 IN THE HOUSE

BY THE HEALTH, EDUCATION  
AND SOCIAL SERVICES COMMITTEE

2

CS FOR HOUSE BILL NO. 251 (HESS)

3

IN THE LEGISLATURE OF THE STATE OF ALASKA

4

THIRTEENTH LEGISLATURE - FIRST SESSION

5

A BILL

6 For an Act entitled: "An Act relating to state support for education; and  
7 providing for an effective date."

8 BE IT ENACTED BY THE LEGISLATURE OF THE STATE OF ALASKA:

9 \* Section 1. FINDINGS. The legislature finds that the present system  
10 of providing assistance to school systems should be studied for modifica-  
11 tion and improvement. The legislature further finds that during the period  
12 of study an alternative mechanism to the existing foundation support system  
13 is desirable.

14 \* Sec. 2. There is created the Foundation Funding Policy Council to  
15 study alternatives to the existing foundation support system. The Founda-  
16 tion Funding Policy Council consists of seven persons: the chairperson of  
17 the Senate Health, Education, and Social Services Committee, the chairper-  
18 son of the House Health, Education, and Social Services Committee, and the  
19 following persons to be appointed jointly by the Speaker of the House and  
20 the President of the Senate: the executive director of the Alaska School  
21 Board Association, an education analyst from the Office of Management and  
22 Budget, a fiscal analyst from the Department of Education, the president of  
23 the state board of education, and the executive director of the Alaska  
24 Council of School Administrators.

25 \* Sec. 3. The Foundation Funding Policy Council shall report its find-  
26 ings and recommendations to the governor and to the legislature no later  
27 than February 1, 1984.

28 \* Sec. 4. The operation of AS 14.17.021(a), 14.17.022, 14.17.023,  
29 14.17.031(a), (b), (c), and (e), 14.17.041, 14.17.051, 14.17.056,

1 14.17.082, 14.17.160, 14.17.180, 14.17.225(b), and the provision of  
2 14.17.170 that requires the withholding of one-half of the June payment of  
3 state aid pending a final determination of each school district's state aid  
4 is suspended from July 1, 1983, through June 30, 1984. During the period  
5 of suspension, the provisions of AS 14.17.031(d) remain in effect except  
6 that the number of students in average daily membership in each school  
7 district shall be used instead of instructional units to calculate  
8 reductions in state aid. During the period of suspension, funding for the  
9 basic state aid and supplemental equalization aid that otherwise would have  
10 been provided under the provisions of AS 14.17.021(a), 14.17.022, and  
11 14.17.023 shall be provided to school districts and for centralized corre-  
12 spondence study in accordance with the provisions of sec. 5 of this Act.

13 \* Sec. 5. For fiscal year 1984 the amount of state aid for each school  
14 district and for centralized correspondence study is the following amount,  
15 subject to adjustment under AS 14.17.021(b), for each pupil in average  
16 daily membership less any aid overpaid as determined by the commissioner of  
17 education:

18	Anchorage School District	\$ 3,310
19	Bristol Bay Borough School District	9,732
20	Cordova City School District	5,029
21	Craig City School District	6,734
22	Dillingham City School District	8,673
23	Fairbanks North Star Borough School District	3,688
24	Galena City School District	9,995
25	Haines Borough School District	6,345
26	Hoonah City School District	6,224
27	Hydaburg City School District	9,163
28	City and Borough of Juneau School District	3,622
29	Kake City School District	7,109

1	Kenai Peninsula Borough School District	3,900
2	Ketchikan Gateway Borough School District	3,399
3	King Cove City School District	9,376
4	Klawock City School District	7,417
5	Kodiak Island School District	5,488
6	Matanuska-Susitna Borough School District	3,504
7	Nenana City School District	10,507
8	Nome City School District	7,165
9	North Slope Borough School District	9,202
10	Pelican City School District	12,438
11	Petersburg City School District	4,049
12	Sand Point City School District	8,283
13	Sitka Borough School District	3,711
14	Skagway City School District	5,379
15	St. Mary's City School District	14,946
16	Tanana School District	13,361
17	Unalaska City School District	8,210
18	Valdez City School District	4,786
19	Wrangell City School District	4,726
20	Yakutat City School District	7,749
21	Adak Regional School District	6,643
22	Alaska Gateway School District	8,639
23	Aleutian Chain School District	16,674
24	Annette Island School District	6,572
25	Bering Straits School District	12,197
26	Chatham School District	8,682
27	Chugach School District	11,758
28	Copper River School District	7,178
29	Delta School District	5,915

1	Iditarod Area School District	14,972
2	Kuspuk School District	16,376
3	Lake and Peninsula School District	15,476
4	Lower Kuskokwim School District	11,033
5	Lower Yukon School District	9,864
6	Northwest Arctic School District	10,387
7	Pribilof Islands School District	11,475
8	Upper Railbelt Regional School District	9,551
9	Southeast Island School District	9,665
10	Southwest Regional School District	13,305
11	Yukon Flats School District	15,498
12	Yukon Koyukuk School District	13,191
13	Central Correspondence	2,508

14 \* Sec. 6. The Commissioner shall determine the state aid for each  
15 school district on the basis of the reports submitted under AS 14.17.170  
16 for fiscal year 1983. Beginning July 15 of the fiscal year, and on the  
17 15th of each month, for seven successive months, 1/12th of each district's  
18 state aid shall be distributed.

19 \* Sec. 7. Appropriations made for fiscal year 1984 for supplemental  
20 programs under AS 14.17.061(a) may be used only for average daily member-  
21 ship increases beyond the average daily membership reported by school  
22 districts under AS 14.17.170 for fiscal year 1983. If the amount appro-  
23 priated for fiscal year 1984 is insufficient to meet the average daily  
24 membership allocations authorized under sec. 5 of this Act with respect to  
25 the increased average daily membership, the available funds shall be dis-  
26 tributed on a pro rata basis among the school districts with increases in  
27 average daily membership.

28 \* Sec. 8. During the period of suspension under sec. 4 of this Act, a  
29 school district shall continue to provide services to students in programs

1 of bilingual, special, and vocational education commensurate with the needs  
2 of the students and in strict accordance with applicable state and federal  
3 laws and regulations.

4 \* Sec. 9. This Act takes effect July 1, 1983.