

COMMITTEE REPORT
HOUSE

(11)

FURTHER:

3/25/83

Date: 5/25/83

Mr. Speaker:

The Committee on FINANCE has had SSHB 105

An Act appropriating for the operating expenses and Permanent Fund Dividend Program of the state government; and providing for an effective date.

under consideration and reports it back as follows:

- do pass do not pass
- do pass with attached amendments(s)
- replace with CS for SSHB 105 (Finance) same title
 new title
- and recommends do pass
- AND attaches a "Letter of Intent" New Fiscal Note
 Zero Fiscal Note Attached
- reports it back without recommendation
- referred to the _____ Committee

MEMBERS SIGNING
DO PASS

[Signature]
[Signature]
[Signature]
[Signature]
[Signature]
[Signature]
[Signature]
[Signature]
[Signature]
[Signature]

MEMBERS HAVING
OTHER RECOMMENDATIONS:

[Signature]
[Signature]
[Signature]
[Signature]
[Signature]
[Signature]
[Signature]
[Signature]
[Signature]

[Signature]
CHAIRMAN

FISCAL YEAR 1984 BUDGET SUMMARY BY FUNDING SOURCE

FUNDING SOURCE	OPERATING BUDGET	NEW LEGISLATION BUDGET	CAPITAL BUDGET	TOTAL BUDGET
FEDERAL RECEIPTS	187,734,700		12,933,600	200,668,300
GENERAL FUND MATCH	68,514,000			68,514,000
GENERAL FUND	1,752,880,900		335,035,200	2,087,916,100
INTER-AGENCY RECEIPTS	120,624,300			120,624,300
CIP PROJECT FUNDS				
GENERAL OBLIGATION BONDS				
RENEWABLE RESOURCES INVESTMENT FUND				
REAL ESTATE SURETY FUND				
AGRICULTURAL LOAN FUND	567,100			567,100
AVIATION FUEL TAX ACCOUNT				
FICA ADMINISTRATION FUND ACCOUNT	89,700			89,700
FISH AND GAME FUND	6,005,000			6,005,000
HIGHWAY FUEL TAX ACCOUNT				
HIGHWAY WORKING CAPITAL FUND	30,620,700			30,620,700
INTERNATIONAL AIRPORT REVENUE FUND	23,164,000			23,164,000
PROGRAM RECEIPTS	41,390,300			41,390,300
PUBLIC EMPLOYEES RETIREMENT FUND	2,293,200			2,293,200
SCHOOL FUND (CIGARETTE TAX)	2,500,000			2,500,000
SECOND INJURY FUND RESERVE ACCOUNT	1,887,400			1,887,400
DISABLED FISHERMANS RESERVE ACCOUNT	1,280,500			1,280,500
SURPLUS PROPERTY REVOLVING FUND	204,300			204,300
TEACHERS RETIREMENT SYSTEM FUND	1,873,500			1,873,500
VETERANS REVOLVING LOAN FUND	877,300			877,300
WATERCRAFT FUEL TAX ACCOUNT				
FEDERAL REVENUE SHARING FUND				
STUDENT FEES, UNIVERSITY OF ALASKA	13,171,400			13,171,400
INDIRECT COST RECOVERY	7,223,300			7,223,300
MARINE/COASTAL PROTECTION FUND				
DONATED COMMODITY HANDLING FEE ACCOUNT				
FEDERAL TITLE IV-A AND VI-(ESEA)				
PUBLIC LAW 81-874/GENERAL FUND	10,891,000			10,891,000
RENEWABLE RESOURCE DEVELOPMENT FUND				
STUDENT REVOLVING LOAN FUND				
TITLE 20	4,113,700			4,113,700
RESTRICTED RECEIPTS, U OF A	17,603,800			17,603,800
TRAINING AND BUILDING FUND	449,500			449,500
NC OPERATE				
**** TOTALS ****	\$2,295,959,600		\$347,968,800	\$2,643,928,400

TIME AND DATE 17:51 5/25/83

1 * SEC. 17 THE FOLLOWING APPROPRIATION ITEMS ARE FOR
 2 OPERATING EXPENDITURES FROM THE GENERAL FUND OR OTHER
 3 FUNDS AS SET OUT IN THE FISCAL YEAR 1984 BUDGET SUMMARY
 4 BY FUNDING SOURCE TO THE AGENCIES NAMED AND FOR THE
 5 PURPOSES EXPRESSED FOR THE FISCAL YEAR BEGINNING JULY 1,
 6 1983, AND ENDING JUNE 30, 1984, UNLESS OTHERWISE
 7 INDICATED.

	ALLOCATIONS	APPROPRIATION ITEMS	APPROPRIATION GENERAL FUND	FUND SOURCES OTHER FUNDS		
10	* * * * *	* * * * *			10	
11	* * * * * OFFICE OF THE GOVERNOR	* * * * *			11	
12	* * * * *	* * * * *			12	
13	ADMINISTRATION OF JUSTICE				13	
14	COMMISSIONS				14	
15	STATUS OF WOMEN COMMISSION (4 POSITIONS)	326,100	326,100		15	
16	HUMAN RIGHTS COMMISSION (25 POSITIONS)	1,481,700	1,306,900	174,800	16	
17	GENERAL GOVERNMENT				17	
18	EXECUTIVE OPERATIONS		6,930,000	6,930,000	18	
19	EXECUTIVE OFFICE (66 POSITIONS)	5,119,600			19	
20	EXECUTIVE MANSION (4 POSITIONS)	373,600			20	
21	ALASKA LANDS USE COUNCIL (5 POSITIONS)	340,500			21	
22	CONTINGENCY FUND	500,000			22	
23	LIEUTENANT GOVERNOR (8 POSITIONS)	596,300			23	
24	OFFICE OF MANAGEMENT AND BUDGET (83 POSITIONS)		5,701,000	5,539,800	161,200	24
25	COASTAL ZONE MANAGEMENT (13 POSITIONS)		1,871,000	1,871,000		25
26	ELECTIONS (24 POSITIONS)		1,569,000	1,569,000		26

		APPROPRIATION		APPROPRIATION FUND SOURCES		
	ALLOCATIONS	ITEMS	GENERAL FUND	OTHER FUNDS		
1					1	
2					2	
3	* * * * *	* * * * *			3	
4	* * * * * DEPARTMENT OF ADMINISTRATION	* * * * *			4	
5	* * * * *	* * * * *			5	
6	EDUCATION				6	
7	TEACHER RETIREMENT MATCH		30,332,100	30,332,100	7	
8	SOCIAL SERVICES				8	
9	LONGEVITY BONUS (5 POSITIONS)		30,459,500	30,459,500	9	
10	PIONEERS HOMES		19,333,900	17,774,400	1,559,500	10
11	SITKA (91 POSITIONS)	3,694,000				11
12	FAIRBANKS (76 POSITIONS)	3,401,600				12
13	PALMER (76 POSITIONS)	3,023,100				13
14	KOTZEBUE	745,200				14
15	ANCHORAGE (193 POSITIONS)	6,026,400				15
16	KETCHIKAN (55 POSITIONS)	2,249,200				16
17	CENTRAL OFFICE (2 POSITIONS)	194,400				17
18	OLDER ALASKANS COMMISSION		7,828,900	3,566,100	4,262,800	18
19	ADMINISTRATION (21 POSITIONS)	1,117,800				19
20	GRANTS AND SERVICES (8 POSITIONS)	6,711,100				20
21	ADMINISTRATION OF JUSTICE					21
22	PUBLIC DEFENDER		4,474,300	4,474,300		22
23	FIRST JUDICIAL DISTRICT (9 POSITIONS)	521,300				23
24	SECOND JUDICIAL DISTRICT (7 POSITIONS)	490,400				24
25	THIRD JUDICIAL DISTRICT (37 POSITIONS)	2,203,700				25

1 DEPARTMENT OF ADMINISTRATION (CONT.)			2 APPROPRIATION	3 APPROPRIATION FUND SOURCES		
		4 ALLOCATIONS	5 ITEMS	6 GENERAL FUND	7 OTHER FUNDS	
8	FOURTH JUDICIAL DISTRICT (17 POSITIONS)	1,063,100				
9	ADMINISTRATION AND SUPPORT (3 POSITIONS)	195,800				
10	GENERAL GOVERNMENT					
11	PUBLIC OFFICES COMMISSION (9 POSITIONS)		384,600	384,600		
12	PUBLIC BROADCASTING COMMISSION (5 POSITIONS)		6,886,300	6,886,300		
13	CENTRALIZED ADMINISTRATIVE SERVICES		14,908,000	12,587,600	2,320,400	
14	FISCAL/PERSONNEL (21 POSITIONS)	869,900				
15	LABOR RELATIONS AGENCY	80,100				
16	WORD PROCESSING CENTERS (33 POSITIONS)	1,106,000				
17	EQUAL EMPLOYMENT OPPORTUNITY (11 POSITIONS)	465,300				
18	CENTREX SYSTEM CHARGES	953,100				
19	OFFICE OF INFORMATION MANAGEMENT (5 POSITIONS)	337,700				
20	TELECOMMUNICATIONS SYSTEMS (52 POSITIONS)	9,653,600				
21	TELECOMMUNICATIONS SERVICES (8 POSITIONS)	633,300				
22	CIP DIRECT CHARGE POSITIONS & COSTS (19 POSITIONS)	809,000				
23	OFFICE OF THE COMMISSIONER (9 POSITIONS)		853,700	853,700		
24	ACCOUNTING		2,580,300	2,580,300		
25	PRE-AUDIT (13 POSITIONS)	473,100				
26	ACCOUNTING SERVICES (9 POSITIONS)	381,900				
27	PAYROLL ACCOUNTING (19 POSITIONS)	657,600				
28	ADMINISTRATION AND SUPPORT (4 POSITIONS)	299,000				
29	FINANCIAL SYSTEMS (11 POSITIONS)	768,700				
30	PERSONNEL AND LABOR RELATIONS SERVICES		3,870,500	3,806,900	63,600	

1	DEPARTMENT OF ADMINISTRATION (CONT.)		1
2		APPROPRIATION	2
3		APPROPRIATION FUND SOURCES	2
3		ITEMS	3
4	PERSONNEL (73 POSITIONS)	3,147,500	4
5	LABOR RELATIONS (13 POSITIONS)	723,000	5
6	GENERAL SERVICES	4,840,600	6
7	PURCHASING (19 POSITIONS)	1,422,600	7
8	PROPERTY MANAGEMENT (11 POSITIONS)	516,600	8
9	CENTRAL DUPLICATING AND MAIL (39 POSITIONS)	2,119,600	9
10	ARCHIVES (14 POSITIONS)	781,800	10
11	DATA PROCESSING	11,882,200	11
12	COMPUTING SERVICES (98 POSITIONS)	11,531,900	12
13	MANAGEMENT SERVICES (7 POSITIONS)	350,300	13
14	RETIREMENT & BENEFITS (55 POSITIONS)	3,826,000	14
15	BUILDING & EQUIPMENT SERVICES	36,438,600	15
16	LEASING & FACILITIES (2 POSITIONS)	34,983,400	16
17	EMPLOYEE HOUSING (3 POSITIONS)	1,455,200	17
18	RISK MANAGEMENT	6,572,200	18
19	PREMIUMS/LOSS RETENTION	6,000,900	19
20	OPERATIONS (12 POSITIONS)	571,300	20

		ALLOCATIONS	APPROPRIATION ITEMS	APPROPRIATION GENERAL FUND	FUND SOURCES OTHER FUNDS	
1						1
2						2
3		*****	*****			3
4		***** DEPARTMENT OF LAW	*****			4
5		*****	*****			5
6	PUBLIC PROTECTION					6
7	OFFICE OF CONSUMER PROTECTION (15 POSITIONS)		755,500	755,500		7
8	ADMINISTRATION OF JUSTICE					8
9	PROSECUTION		9,411,500	9,166,500	245,000	9
10	FIRST JUDICIAL DISTRICT (16 POSITIONS)	988,500				10
11	SECOND JUDICIAL DISTRICT (9 POSITIONS)	747,500				11
12	THIRD JUDICIAL DISTRICT (57 POSITIONS)	3,375,600				12
13	FOURTH JUDICIAL DISTRICT (21 POSITIONS)	1,434,100				13
14	ADMINISTRATION AND SUPPORT (11 POSITIONS)	969,100				14
15	CRIMINAL APPEALS & SPECIAL PROSECUTION (20 POSITIONS)	1,304,200				15
16	PRE TRIAL DIVERSION (15 POSITIONS)	592,500				16
17	GENERAL GOVERNMENT					17
18	LEGAL SERVICES		8,062,300	4,720,600	3,341,700	18
19	OPERATIONS (120 POSITIONS)	7,661,500				19
20	ADMINISTRATION & SUPPORT (10 POSITIONS)	400,800				20

	ALLOCATIONS	APPROPRIATION ITEMS	APPROPRIATION GENERAL FUND	FUND SOURCES OTHER FUNDS	
1					1
2					2
3	* * * * *	* * * * *			3
4	* * * * * DEPARTMENT OF REVENUE	* * * * *			4
5	* * * * *	* * * * *			5
6	PUBLIC PROTECTION				6
7	ALCOHOLIC BEVERAGE CONTROL BOARD (14 POSITIONS)	767,900	767,900		7
8	THE ADDITION IN THE BUDGET OF \$116,000 FOR TWO NEW				8
9	UNDERCOVER ENFORCEMENT OFFICERS IS MADE WITH THE				9
10	PROVISION THAT ONE EXISTING ENFORCEMENT OFFICER BE				10
11	CONVERTED TO UNDERCOVER DUTY SO THAT A TOTAL FORCE OF				11
12	THREE ENFORCEMENT OFFICERS WILL BE ON FULL TIME				12
13	UNDERCOVER DUTY.				13
14	DEVELOPMENT				14
15	SHARED TAXES	80,741,500	80,741,500		15
16	MUNICIPAL ASSISTANCE	70,500,000			16
17	AMUSEMENT AND GAMING TAX	42,500			17
18	AVIATION FUEL TAX	141,000			18
19	ELECTRIC AND TELEPHONE COOPERATIVE TAX	1,300,000			19
20	LIQUOR LICENSE TAX	900,000			20
21	FISHERIES TAX	7,858,000			21
22	MUNICIPAL BOND BANK AUTHORITY (2 POSITIONS)	372,000		372,000	22
23	ALASKA HOUSING FINANCE CORPORATION (48 POSITIONS)	2,945,000		2,945,000	23
24	PERMANENT FUND CORPORATION (11 POSITIONS)	2,295,600		2,295,600	24
25	GENERAL GOVERNMENT				25
26	REVENUE OPERATIONS	9,723,500	8,717,900	1,005,600	26

1	DEPARTMENT OF REVENUE (CONT.)					1
2			ALLOCATIONS	APPROPRIATION	APPROPRIATION	FUND SOURCES
3				ITEMS	GENERAL FUND	OTHER FUNDS
4	AUDIT (65 POSITIONS)		2,860,700			
5	PETROLEUM REVENUE (29 POSITIONS)		1,776,500			
6	ENFORCEMENT (37 POSITIONS)		1,230,000			
7	TREASURY MANAGEMENT (26 POSITIONS)		2,308,500			
8	PUBLIC SERVICE (30 POSITIONS)		1,547,800			
9	CHILD SUPPORT ENFORCEMENT (83 POSITIONS)			4,258,700	1,242,800	3,015,900
10	ADMINISTRATION AND SUPPORT			3,039,200	3,039,200	
11	OFFICE OF THE COMMISSIONER (16 POSITIONS)		1,227,500			
12	ADMINISTRATIVE SERVICES (41 POSITIONS)		1,811,700			
13	REFUNDABLE CREDITS					
14	CHILD CARE CREDITS			1,414,500	1,414,500	
15		* * * * *		* * * * *		
16		* * * * * DEPARTMENT OF EDUCATION		* * * * *		
17		* * * * *		* * * * *		
18	EDUCATION					
19	K-12 FOUNDATION SUPPORT			430,596,200	430,596,200	
20	STUDENT ADM SUPPORT		292,494,300			
21	SPECIAL EDUCATION ADJUSTMENTS		50,958,700			
22	VOCATIONAL EDUCATION ADJUSTMENTS		22,481,100			
23	CORRESPONDENCE STUDY - STATE		1,976,100			
24	CORRESPONDENCE STUDY-LOCAL		5,503,900			
25	BILINGUAL PROGRAM ADJUSTMENT		11,788,200			

1	DEPARTMENT OF EDUCATION (CONT.)		1
2			2
3		ALLOCATIONS	3
4	SUPPLEMENTAL EQUALIZATION AID	30,393,900	4
5	SUPPLEMENTAL PROGRAMS	15,000,000	5
6	OTHER K-12 SUPPORT		6
7	PUPIL TRANSPORTATION-PUBLIC	20,062,100	7
8	THE STATE BOARD OF EDUCATION SHALL PROMULGATE		8
9	REGULATIONS REQUIRING THE DEPARTMENT OF EDUCATION TO		9
10	ANALYZE THE EFFICIENCY OF THE TRANSPORTATION SERVICES		10
11	PROVIDED BY THE SCHOOL DISTRICT OR THE CONTRACTOR AND		11
12	REDUCE REIMBURSEMENT TO THE SCHOOL DISTRICT IF, AFTER		12
13	NOTIFICATION TO THE SCHOOL DISTRICT OR THE CONTRACTOR OF		13
14	ITS FINDINGS, THE TRANSPORTATION SERVICES CAN BE		14
15	PROVIDED MORE EFFICIENTLY AT A LESSER COST AND THE		15
16	SCHOOL DISTRICT OR THE CONTRACTOR FAILS TO TAKE		16
17	REASONABLE MEASURES TO CORRECT THE INEFFICIENCY.		17
18	STUDENT LUNCH PROGRAM	6,000,000	18
19	CIGARETTE TAX DISTRIBUTION	2,500,000	19
20	TUITION STUDENTS	2,954,800	20
21	BOARDING HOME GRANTS	500,000	21
22	STATE CONTRACT PROGRAMS	26,674,600	22
23	DEBT RETIREMENT	59,887,800	23
24	RURAL SCHOOL VOCATIONAL ED PROGRAM (RSVP)	600,000	24
25	EDUCATION PROGRAM ADMINISTRATION		25
		23,033,100	25
		5,275,500	
		17,757,600	

APPROPRIATION APPROPRIATION FUND SOURCES
 ITEMS GENERAL FUND OTHER FUNDS

1 DEPARTMENT OF EDUCATION (CONT.)

2		3	4	5	6
		ALLOCATIONS	APPROPRIATION ITEMS	APPROPRIATION GENERAL FUND	FUND SOURCES OTHER FUNDS
4	MANAGMENT AND MONITORING SERVICE (3 POSITIONS)	177,400			
5	DISTRICT SUPPORT SERVICES (25 POSITIONS)	902,700			
6	DEPARTMENT ADMINISTRATIVE SERVICES (20 POSITIONS)	844,300			
7	DEPARTMENT OVERHEAD EXPENSES	744,800			
8	CAREER & VOCATIONAL EDUCATION (14 POSITIONS)	2,412,700			
9	SPECIAL EDUCATION (10 POSITIONS)	641,200			
10	FEDERAL PROGRAMS ADMINISTRATION (12 POSITIONS)	14,607,500			
11	EDUCATION PROGRAM DEVELOPMENT (14 POSITIONS)	1,657,400			
12	COMMISSIONER (11 POSITIONS)	715,100			
13	CIP OVERHEAD & ASSOCIATED COSTS (5 POSITIONS)	330,000			
14	EDUCATION DESIGN & DELIVERY		4,927,600	2,674,500	2,253,100
15	PLANNING INFORMATION & RESEARCH (12 POSITIONS)	883,300			
16	EDUCATIONAL TECHNOLOGY AND TELECOMMUNICATIONS (9 POSITIONS)	1,891,200			
17	CORRESPONDENCE STUDY-DOE (35 POSITIONS)	2,153,100			
18	EDUCATION BOARDS COMMISSIONS & ASSOCIATIONS		513,700	410,500	103,200
19	STATE BOARD OF EDUCATION	100,100			
20	OTHER COMMISSIONS & ASSOCIATIONS (2 POSITIONS)	315,400			
21	PROFESSIONAL TEACHING PRACTICES COMMISSION (1 POSITION)	98,200			
22	ADULT & POSTSECONDARY SUPPORT		9,168,500	8,663,400	505,100
23	ADULT BASIC EDUCATION	3,364,900			
24	COMMUNITY SCHOOLS ADJUSTMENTS	4,025,400			

1 DEPARTMENT OF EDUCATION (CONT.)					1
2		APPROPRIATION			2
3		ALLOCATIONS	ITEMS	APPROPRIATION FUND SOURCES	3
4				GENERAL FUND	OTHER FUNDS
4	FIRE SERVICE TRAINING	72,400			
5	ADULT VOCATIONAL EDUCATION	133,700			
6	OTHER VOCATIONAL EDUCATION GRANTS	100,000			
7	GRANTS ADMINISTRATION (17 POSITIONS)	1,019,700			
8	YOUTH EMPLOYMENT SERVICES	452,400			
9	SEWARD CENTER (68 POSITIONS)		4,350,300	3,498,800	851,500
10	KOTZEBUE TECHNICAL CENTER		1,090,000	1,090,000	
11	VOCATIONAL REHABILITATION		9,802,200	4,413,300	5,388,900
12	COUNSELING & PLACEMENT (72 POSITIONS)	3,275,800			
13	SERVICES TO CLIENTS	2,867,700			
14	INDEPENDENT LIVING REHABILITATION	717,000			
15	ADMINISTRATION (12 POSITIONS)	720,200			
16	SPECIALIZED FACILITIES	451,800			
17	STATE SUPPORTED FACILITIES	44,200			
18	DISABILITY DETERMINATION (18 POSITIONS)	1,547,800			
19	EMPLOYMENT OF THE HANDICAPPED	177,700			
20	STUDENT FINANCIAL AID		1,942,600	1,825,600	117,000
21	WICHE - STUDENT EXCHANGE PROGRAM	1,708,600			
22	STUDENT INCENTIVE GRANT PROGRAM	234,000			
23	ALASKA POST SECONDARY EDUCATION COMMISSION		2,957,700	2,575,500	382,200
24	STUDENT LOAN ADMINISTRATION (55 POSITIONS)	1,896,900			
25	WICHE-ADMINISTRATION	54,900			

1 DEPARTMENT OF EDUCATION (CONT.)		APPROPRIATION		APPROPRIATION	FUND SOURCES	
		ALLOCATIONS	ITEMS	GENERAL FUND	OTHER FUNDS	
4	GENERAL ADMINISTRATION (11 POSITIONS)	1,005,900				4
5	ALASKA HISTORICAL COMMISSION (3 POSITIONS)		788,300	788,300		5
6	ALASKA STATE COUNCIL ON THE ARTS (7 POSITIONS)		5,411,900	4,772,600	639,300	6
7	ALASKA STATE LIBRARY AND MUSEUMS		5,303,400	4,866,600	436,800	7
8	LIBRARY OPERATIONS (63 POSITIONS)	4,272,300				8
9	MUSEUM OPERATIONS (19 POSITIONS)	1,016,000				9
10	THE ALLOCATION FOR MUSEUM OPERATIONS INCLUDES \$163,500					10
11	FOR A GRANT TO THE ALASKA HISTORICAL AND TRANSPORTATION					11
12	MUSEUM IN PALMER.					12
13	BLUE BOOK (1 POSITION)	15,100				13
14	* * * * *		* * * * *			14
15	* * * * * DEPARTMENT OF HEALTH & SOCIAL SERVICES		* * * * *			15
16	* * * * *		* * * * *			16
17	SOCIAL SERVICES					17
18	ASSISTANCE PAYMENTS		55,601,400	34,893,500	20,707,900	18
19	AID TO FAMILIES WITH DEPENDENT CHILDREN	41,415,800				19
20	AID TO THE BLIND	188,600				20
21	AID TO THE DISABLED	6,789,600				21
22	GENERAL RELIEF	700,000				22
23	OLD AGE ASSISTANCE	6,507,400				23
24	ENERGY ASSISTANCE PROGRAM (18 POSITIONS)		6,747,500		6,747,500	24
25	MEDICAL ASSISTANCE		70,085,700	42,674,300	27,411,400	25

1 DEPARTMENT OF HEALTH & SOCIAL SERVICES (CONT.)

2		3	4	5	6	7	8	9	10
		ALLOCATIONS	APPROPRIATION	APPROPRIATION	FUND SOURCES				
			ITEMS	GENERAL FUND	OTHER FUNDS				
4	MEDICAID-HOSPITALS	16,366,000							
5	MEDICAID - PHYSICIAN SERVICES	6,545,600							
6	MEDICAID - OTHER SERVICES	3,430,000							
7	MEDICAID-EARLY SCREENING	3,812,900							
8	MEDICAID-NURSING HOMES	21,359,100							
9	MEDICAID-INDIAN HEALTH SERVICE	6,000,000							
10	GENERAL RELIEF MEDICAL-HOSPITALS	4,732,400							
11	GENERAL RELIEF MEDICAL-PHYSICIANS SERVICES	2,057,900							
12	GENERAL RELIEF MEDICAL-OTHER SERVICES	3,469,200							
13	GENERAL RELIEF MEDICAL-CATASTROPHIC ILLNESS	2,312,600							
14	PUBLIC ASSISTANCE ADMINISTRATION		13,578,200	7,946,900	5,631,300				
15	ADMINISTRATION (26 POSITIONS)	2,192,700							
16	QUALITY CONTROL (14 POSITIONS)	699,900							
17	STAFF DEVELOPMENT (5 POSITIONS)	277,400							
18	ELIGIBILITY DETERMINATION (235 POSITIONS)	9,415,900							
19	COLLECTIONS (1 POSITION)	56,700							
20	MEDICAL CARE ADVISORY COMMITTEE	61,000							
21	MEDICAID AUDIT (3 POSITIONS)	161,500							
22	CERTIFICATION & LICENSING (6 POSITIONS)	332,300							
23	FRAUD INVESTIGATION (9 POSITIONS)	380,800							
24	PROGRAM SERVICES		6,627,000	6,145,000	482,000				
25	HOMEMAKER SERVICES (1 POSITION)	431,000							

1 DEPARTMENT OF HEALTH & SOCIAL SERVICES (CONT.)			1
2		APPROPRIATION	APPROPRIATION FUND SOURCES
3		ITEMS	GENERAL FUND OTHER FUNDS
4	ALLOCATIONS		
4	DAY CARE	343,800	
5	PREVENTIVE SERVICES	1,995,000	
6	ADULT SERVICES (17 POSITIONS)	3,632,200	
7	DELINQUENCY PREVENTION	225,000	
8	FAMILY SERVICES ADMINISTRATION	9,466,300	9,369,700 96,600
9	SOUTHCENTRAL REGION (81 POSITIONS)	3,583,400	
10	NORTHERN REGION (34 POSITIONS)	1,785,500	
11	SOUTHEASTERN REGION (13 POSITIONS)	606,000	
12	WESTERN REGION (16 POSITIONS)	843,900	
13	NORTHWESTERN REGION (10 POSITIONS)	627,700	
14	SOUTHERN REGION (17 POSITIONS)	666,100	
15	CENTRAL OFFICE (21 POSITIONS)	1,098,200	
16	STAFF DEVELOPMENT (2 POSITIONS)	255,500	
17	JUVENILE CUSTODY	15,532,900	15,532,900
18	SOCIAL SERVICES, FOSTER CARE	4,717,600	
19	INSTITUTIONAL CARE, SOCIAL SERVICES	10,815,300	
20	SOCIAL SERVICES BLOCK GRANT OFFSET		-4,113,700 4,113,700
21	MANIILAQ	2,735,300	2,735,300
22	HOMEMAKER SERVICES	72,000	
23	NORTHWESTERN REGION FAMILY SERVICES	132,300	
24	FOSTER CARE	147,000	
25	INSTITUTIONAL CARE	418,000	

1	DEPARTMENT OF HEALTH & SOCIAL SERVICES (CONT.)		APPROPRIATION	APPROPRIATION	FUND SOURCES	1
2						2
3		ALLOCATIONS	ITEMS	GENERAL FUND	OTHER FUNDS	3
4	REGIONAL WOMEN'S CRISIS	255,000				4
5	ELIGIBILITY DETERMINATION & STAFF DEVELOPMENT	190,100				5
6	HEALTH SERVICES	1,520,900				6
7	WIN (15 POSITIONS)		744,500	310,400	434,100	7
8	HEALTH					8
9	NURSING		8,147,800	6,931,300	1,216,500	9
10	FIELD NURSING (125 POSITIONS)	5,640,800				10
11	HOME HEALTH SERVICE (12 POSITIONS)	1,110,100				11
12	ADMINISTRATION (16 POSITIONS)	886,500				12
13	EARLY SCREENING (14 POSITIONS)	510,400				13
14	COMMUNICABLE DISEASE CONTROL		2,232,200	2,068,800	163,400	14
15	TUBERCULOSIS CONTROL (12 POSITIONS)	793,400				15
16	VENEREAL DISEASE CONTROL (6 POSITIONS)	322,400				16
17	IMMUNIZATION (4 POSITIONS)	683,500				17
18	EPIDEMIOLOGY (3 POSITIONS)	432,900				18
19	HEALTH & SAFETY (3 POSITIONS)		99,300	99,300		19
20	CHILD AND FAMILY HEALTH		8,420,200	5,559,700	2,860,500	20
21	MATERNAL AND CHILD HEALTH (8 POSITIONS)	1,090,900				21
22	HANDICAPPED CHILDREN (9 POSITIONS)	1,999,500				22
23	COMMUNICATIVE DISORDERS (14 POSITIONS)	710,600				23
24	CHILD DEVELOPMENT SERVICE (5 POSITIONS)	372,500				24
25	ADMINISTRATION (3 POSITIONS)	175,700				25

1	DEPARTMENT OF HEALTH & SOCIAL SERVICES (CONT.)		APPROPRIATION	APPROPRIATION	FUND SOURCES	1
2			ITEMS	GENERAL FUND	OTHER FUNDS	2
3		ALLOCATIONS				3
4	NUTRITION (7 POSITIONS)	2,030,300				4
5	SPECIAL EDUCATION GRANTS (2 POSITIONS)	2,040,700				5
6	LABORATORIES		2,023,100	1,983,100	40,000	6
7	REGIONAL LABS (39 POSITIONS)	1,857,300				7
8	ADMINISTRATION (3 POSITIONS)	165,800				8
9	PUBLIC HEALTH ADMINISTRATION		3,050,100	2,754,100	296,000	9
10	ADMINISTRATION (7 POSITIONS)	1,079,800				10
11	HEALTH EDUCATION (5 POSITIONS)	469,400				11
12	GRANT TO MUNICIPALITY OF ANCHORAGE	924,100				12
13	ANCHORAGE PROGRAMS FOR HANDICAPPED	576,800				13
14	EMERGENCY MEDICAL SERVICES		1,903,700	1,903,700		14
15	ADMINISTRATION (7 POSITIONS)	429,000				15
16	ADVISORY COUNCIL	16,100				16
17	GRANTS - REGIONAL COUNCILS	1,458,600				17
18	HEALTH CLINICS		600,000	600,000		18
19	ALCOHOL AND DRUG ABUSE ADMINISTRATION (19 POSITIONS)		1,521,800	1,521,800		19
20	DRUG ABUSE GRANTS		1,550,000	1,550,000		20
21	ALCOHOL ABUSE GRANTS		12,726,200	11,221,800	1,504,400	21
22	ALASKA PSYCHIATRIC INSTITUTE (292 POSITIONS)		13,216,500	12,965,900	250,600	22
23	COMMUNITY MENTAL HEALTH SERVICES		6,181,500	5,729,400	452,100	23
24	REGIONAL ADMINISTRATION (7 POSITIONS)	1,577,500				24
25	COMMUNITY MENTAL HEALTH GRANTS	4,604,000				25

1 DEPARTMENT OF HEALTH & SOCIAL SERVICES (CONT.)					1
2		ALLOCATIONS	APPROPRIATION ITEMS	APPROPRIATION FUND SOURCES	2
3				GENERAL FUND OTHER FUNDS	3
4	HARBORVIEW (139 POSITIONS)		7,442,400	5,441,800 2,000,600	4
5	GOVERNORS COUNCIL/HANDICAPPED & GIFTED (3 POSITIONS)		236,600	236,600	5
6	COMMUNITY DEVELOPMENTAL DISABILITIES SERVICES		4,875,900	4,875,900	6
7	CLIENT PROGRAM MANAGEMENT (1 POSITION)	77,000			7
8	COMMUNITY SERVICES	4,798,900			8
9	MENTAL HEALTH ADMINISTRATION & SUPPORT		1,051,000	1,051,000	9
10	CENTRAL OFFICE ADMINISTRATION (14 POSITIONS)	895,700			10
11	MENTAL HEALTH ADVISORY COUNCIL AND LAND BOARD	8,900			11
12	SPECIAL PROJECTS AND GRANTS	146,400			12
13	DATA SERVICES (20 POSITIONS)		3,049,500	1,019,500 2,030,000	13
14	ADMINISTRATIVE SERVICES		5,916,800	4,970,200 946,600	14
15	COMMISSIONER'S OFFICE (14 POSITIONS)	1,321,500			15
16	THE ALLOCATION FOR THE COMMISSIONER'S OFFICE INCLUDES				16
17	\$350,000 FOR THE ALASKA NATIVE COMMISSION ON ALCOHOLISM				17
18	AND DRUG ABUSE (ANCADA).				18
19	DIRECTOR'S OFFICE (4 POSITIONS)	210,300			19
20	PERSONNEL (12 POSITIONS)	461,900			20
21	SUPPLY (9 POSITIONS)	324,700			21
22	FINANCE (20 POSITIONS)	734,100			22
23	AUDIT (6 POSITIONS)	343,300			23
24	MANAGEMENT & BUDGET (8 POSITIONS)	424,500			24
25	ELIGIBILITY INFORMATION SYSTEM	2,030,000			25

1	DEPARTMENT OF HEALTH & SOCIAL SERVICES (CONT.)					1
2			ALLOCATIONS	APPROPRIATION	APPROPRIATION	FUND SOURCES
3				ITEMS	GENERAL FUND	OTHER FUNDS
4	CIP POSITION-ELIGIBILITY INFORMATION SYSTEM (1 POSITION)	66,500				
5	PLANNING, POLICY AND PROGRAM EVALUATION			1,351,900	1,070,400	281,500
6	STRATEGIC PLANNING (7 POSITIONS)	309,300				
7	HEALTH PLANNING AND DEVELOPMENT (10 POSITIONS)	563,100				
8	VITAL STATISTICS (12 POSITIONS)	424,300				
9	OVERHEAD AND ASSOCIATED COSTS CIP (1 POSITION)	55,200				
10	* * * * *	* * * * *				
11	* * * * * DEPARTMENT OF LABOR	* * * * *				
12	* * * * *	* * * * *				
13	SOCIAL SERVICES					
14	EMPLOYMENT SECURITY			24,560,600	1,959,500	22,601,100
15	EMPLOYMENT SERVICES (185 POSITIONS)	9,262,900				
16	UNEMPLOYMENT INSURANCE (228 POSITIONS)	10,554,300				
17	UNEMPLOYMENT INSURANCE INVESTIGATION (11 POSITIONS)	589,400				
18	DIRECTORS OFFICE (4 POSITIONS)	263,900				
19	DATA PROCESSING (46 POSITIONS)	2,528,200				
20	WIN (19 POSITIONS)	1,361,900				
21	COMMISSIONER'S OFFICE (8 POSITIONS)			671,300	671,300	
22	ADMINISTRATIVE SERVICES			4,120,100	1,143,700	2,976,400
23	MANAGEMENT SERVICES (44 POSITIONS)	1,989,600				
24	LABOR MARKET INFORMATION (41 POSITIONS)	2,062,100				
25	CIP POSITIONS (2 POSITIONS)	68,400				

1	DEPARTMENT OF LABOR (CONT.)					1	
2			ALLOCATIONS	APPROPRIATION	APPROPRIATION	FUND SOURCES	2
3				ITEMS	GENERAL FUND	OTHER FUNDS	3
4	PUBLIC PROTECTION						4
5	OCCUPATIONAL SAFETY AND HEALTH (32 POSITIONS)			2,111,900	949,600	1,162,300	5
6	FISHERMENS FUND (3 POSITIONS)			1,280,500		1,280,500	6
7	WORKERS' COMPENSATION			4,791,300	2,861,000	1,930,300	7
8	WORKERS' COMPENSATION ADMINISTRATION (39 POSITIONS)	2,474,400					8
9	SECOND INJURY FUND (8 POSITIONS)	2,316,900					9
10	LABOR STANDARDS AND SAFETY			2,143,200	1,857,000	286,200	10
11	WAGE AND HOUR ADMINISTRATION (22 POSITIONS)	1,016,500					11
12	MECHANICAL INSPECTION (20 POSITIONS)	1,126,700					12
13	* * * * *			* * * * *			13
14	* * * * * DEPARTMENT OF COMMERCE & ECONOMIC DEVELOPMENT			* * * * *			14
15	* * * * *			* * * * *			15
16	PUBLIC PROTECTION						16
17	MEASUREMENT STANDARDS (57 POSITIONS)			2,391,900	2,391,900		17
18	BANKING SECURITIES & CORPORATIONS			1,330,600	1,210,100	120,500	18
19	CORPORATIONS (7 POSITIONS)	251,900					19
20	FINANCIAL INSTITUTIONS (19 POSITIONS)	1,078,700					20
21	INSURANCE DIVISION (19 POSITIONS)			975,300	975,300		21
22	OCCUPATIONAL LICENSING			1,658,200	1,658,200		22
23	ADMINISTRATION (19 POSITIONS)	886,300					23
24	LICENSING BOARDS	193,900					24
25	INVESTIGATIONS (8 POSITIONS)	578,000					25

1 DEPARTMENT OF COMMERCE & ECONOMIC DEVELOPMENT (CONT.)		2		3		4		5	
		ALLOCATIONS		APPROPRIATION ITEMS		APPROPRIATION GENERAL FUND		FUND SOURCES OTHER FUNDS	
4	COMMISSIONER'S OFFICE & ADMINISTRATIVE SERVICES (24 POSITIONS)			1,228,300		1,228,300			
5	REGULATORY COMMISSIONS								
6	ALASKA TRANSPORTATION COMMISSION (28 POSITIONS)			1,530,000		1,530,000			
7	ALASKA PUBLIC UTILITIES COMMISSION (50 POSITIONS)			2,989,200		2,889,200	100,000		
8	REAL ESTATE COMMISSION (5 POSITIONS)			376,600		251,600	125,000		
9	OIL & GAS CONSERVATION COMMISSION (24 POSITIONS)			2,172,200		2,172,200			
10	DEVELOPMENT								
11	ALASKA POWER AUTHORITY								
12	ADMINISTRATION & POWER COST ASSISTANCE (16 POSITIONS)	9,217,300				9,217,300	4,182,000		
13	PLANT OPERATION & MAINTENANCE	2,247,000							
14	PROJECT POSITIONS/ASSOCIATED COSTS (35 POSITIONS)	1,935,000							
15	ECONOMIC DEVELOPMENT								
16	COMMERCIAL FISHERIES DEVELOPMENT (5 POSITIONS)	463,000				1,846,800			
17	MINERALS DEVELOPMENT (4 POSITIONS)	339,800							
18	ENTERPRISE (7 POSITIONS)	490,200							
19	INTERNATIONAL TRADE (2 POSITIONS)	553,800							
20	BUSINESS LOANS & VETERANS AFFAIRS								
21	INVESTMENTS (24 POSITIONS)	1,090,800				2,096,200	877,300		
22	ACCOUNTING & COLLECTIONS (32 POSITIONS)	1,428,000							
23	VETERANS SERVICES	454,700							
24	FISHERIES ENHANCEMENT TAX RECEIPTS					2,440,300	2,440,300		

1 DEPARTMENT OF COMMERCE & ECONOMIC DEVELOPMENT (CONT.)		2 APPROPRIATION		3 APPROPRIATION FUND SOURCES	
4	5	6 ALLOCATIONS	7 ITEMS	8 GENERAL FUND	9 OTHER FUNDS
10	TOURISM DIVISION (21 POSITIONS)		5,000,000	5,000,000	
11	ALASKA INDUSTRIAL DEVELOPMENT AUTHORITY (19 POSITIONS)		1,717,100		1,717,100
12	ALASKA SEAFOOD MARKETING INSTITUTE (4 POSITIONS)		2,000,000	1,000,000	1,000,000
13	ALASKA RESOURCES CORPORATION (9 POSITIONS)		1,144,900		1,144,900
14	ROYALTY OIL & GAS BOARD (2 POSITIONS)		149,600	149,600	
15	AGRICULTURAL ACTION COUNCIL		499,200	323,600	175,600
16	ADMINISTRATION (4 POSITIONS)	323,600			
17	CIP OVERHEAD POSITIONS & ASSOCIATED COSTS (4 POSITIONS)	175,600			
18	* * * * *		* * * * *		
19	* * * * * DEPARTMENT OF MILITARY AFFAIRS * * * * *				
20	* * * * *		* * * * *		
21	15 PUBLIC PROTECTION				
22	SEARCH AND RESCUE - CIVIL AIR PATROL (3 POSITIONS)		818,300	818,300	
23	DISASTER PLANNING & CONTROL		1,488,400	732,500	755,900
24	CIVIL PREPAREDNESS (18 POSITIONS)	834,500			
25	RADIOLOGICAL PROGRAM (1 POSITION)	61,200			
26	CITY PARTICIPATION	130,000			
27	FLOOD CONTROL	79,800			
28	TRAINING	66,600			
29	DISASTER RELIEF ACT (1 POSITION)	42,200			
30	HANDICAPPED PREPAREDNESS	5,300			
31	RESERVIST PROGRAM	20,400			

1 DEPARTMENT OF MILITARY AFFAIRS (CONT.)					1	
2		ALLOCATIONS	APPROPRIATION ITEMS	APPROPRIATION GENERAL FUND	FUND SOURCES OTHER FUNDS	2
3						3
4	RADIOLOGICAL DEFENSE PLAN (2 POSITIONS)	165,800				4
5	NUCLEAR CIVIL PREPAREDNESS PLANNING (1 POSITION)	82,600				5
6	ALASKA NATIONAL GUARD		6,572,500	3,621,000	2,951,500	6
7	OFFICE OF ADJUTANT GENERAL (24 POSITIONS)	1,349,200				7
8	STATE ARMORIES (6 POSITIONS)	1,106,500				8
9	FEDERAL ARMORIES (32.3 POSITIONS)	1,187,000				9
10	ARMY TRAINING SUPPORT (7.7 POSITIONS)	874,400				10
11	AIR TRAINING SUPPORT (18 POSITIONS)	989,800				11
12	ALASKA MILITARY ACADEMY	7,800				12
13	TRAINING SITES (4 POSITIONS)	430,200				13
14	RETENTION BENEFITS (3 POSITIONS)	27,600				14
15	RETIREMENT BENEFITS		1,202,200	1,202,200		15
16	* * * * *		* * * * *			16
17	* * * * * DEPARTMENT OF NATURAL RESOURCES		* * * * *			17
18	* * * * *		* * * * *			18
19	NATURAL RESOURCE MANAGEMENT					19
20	MANAGEMENT & ADMINISTRATION		13,319,800	10,558,000	2,761,800	20
21	COMMISSIONERS OFFICE (14 POSITIONS)	1,308,800				21
22	ADMINISTRATIVE SERVICES (51 POSITIONS)	1,863,600				22
23	INFORMATION/RECORDS MANAGEMENT (89 POSITIONS)	4,156,800				23
24	STATE RECORDER (45 POSITIONS)	1,554,300				24
25	RESEARCH/SPECIAL PROJECTS (39.4 POSITIONS)	1,972,500				25

1	DEPARTMENT OF NATURAL RESOURCES (CONT.)		1
2		ALLOCATIONS	2
3		ITEMS	3
4		GENERAL FUND	4
5		OTHER FUNDS	5
4	DIRECT CHARGE & ASSOCIATED COSTS CIP (51 POSITIONS)	2,463,800	4
5	MANAGEMENT OF FOREST/LAND/WATER RESOURCES	17,758,500	5
6	LAND SELECTION/TITLE DEFENSE (20.1 POSITIONS)	1,191,000	6
7	LAND DISPOSALS/FEE TITLE (53.2 POSITIONS)	2,763,300	7
8	LIMITED LAND DISPOSALS/USE (63.5 POSITIONS)	3,086,600	8
9	WATER USE MANAGEMENT (27.1 POSITIONS)	1,324,100	9
10	TIMBER INVENTORY/SALES (33.5 POSITIONS)	1,415,300	10
11	FOREST RESEARCH (11.4 POSITIONS)	639,100	11
12	FIRE PROTECTION/SUPPRESSION (142.7 POSITIONS)	5,363,100	12
13	FOREST LAND & WATER ADMINISTRATION (37.3 POSITIONS)	1,976,000	13
14	MANAGEMENT OF MINERAL RESOURCES	9,769,600	14
15	LEASE SALES (26.4 POSITIONS)	1,628,700	15
16	LEASE SALE ADMINISTRATION (20.7 POSITIONS)	1,323,700	16
17	MINERAL DEVELOPMENT (32.1 POSITIONS)	1,587,300	17
18	MINERAL RESOURCES ADMINISTRATION (23.9 POSITIONS)	1,014,600	18
19	DIRECT CHARGE & ASSOCIATED COSTS CIP (90.8 POSITIONS)	4,215,300	19
20	COAL DEVELOPMENT (11.8 POSITIONS)	2,868,500	20
21	PARKS & RECREATION	6,494,100	21
22	HISTORIC RESOURCE MANAGEMENT (4.1 POSITIONS)	153,100	22
23	PARK DESIGN/DEVELOPMENT (6.4 POSITIONS)	315,600	23
24	PARK MAINTENANCE & OPERATIONS (82.6 POSITIONS)	4,051,800	24
25	PARKS ADMINISTRATION (9 POSITIONS)	465,300	25

1	DEPARTMENT OF NATURAL RESOURCES (CONT.)		1
2			2
3		ALLOCATIONS	3
4		ITEMS	4
5		GENERAL FUND	5
6		OTHER FUNDS	6
7			7
8			8
9			9
10			10
11			11
12			12
13			13
14			14
15			15
16			16
17			17
18			18
19			19
20			20
21			21
22			22
23			23
24			24
25			25
26			26
1	DEPARTMENT OF NATURAL RESOURCES (CONT.)		1
2			2
3		ALLOCATIONS	3
4		ITEMS	4
5		GENERAL FUND	5
6		OTHER FUNDS	6
7			7
8			8
9			9
10			10
11			11
12			12
13			13
14			14
15			15
16			16
17			17
18			18
19			19
20			20
21			21
22			22
23			23
24			24
25			25
26			26
4	DIRECT CHARGE & ASSOCIATED COSTS CIP (32 POSITIONS)	954,900	4
5	OVERHEAD & ASSOCIATED COSTS CIP (3 POSITIONS)	153,400	5
6	YOUTH EMPLOYMENT PROGRAM (2 POSITIONS)	400,000	6
7	AGRICULTURAL MANAGEMENT		7
8		2,476,800	8
9		1,864,400	9
10		612,400	10
8	AGRICULTURAL DEVELOPMENT (8.2 POSITIONS)	512,200	8
9	AGRICULTURAL FINANCING/MARKETING/PROMOTION (13 POSITIONS)	607,900	9
10	AGRICULTURAL RESEARCH/EXTENSION SERVICES (12.2 POSITIONS)	819,600	10
11	STATE FAIRS	339,000	11
12	IT IS INTENDED THAT THE FOLLOWING FAIRS RECEIVE FISCAL		12
13	YEAR 1984 ALLOCATIONS IN THE FOLLOWING AMOUNTS:		13
14	TANANA VALLEY FAIR, FAIRBANKS	\$ 67,950	14
15	ALASKA STATE FAIR, PALMER	67,950	15
16	ANCHORAGE FUR RENDEZVOUS	67,950	16
17	S.E. ALASKA STATE FAIR	31,720	17
18	KODIAK RODEO AND FAIR	20,390	18
19	KENAI PENINSULA STATE FAIR	18,850	19
20	MONTH OF IDITAROD	13,590	20
21	DELTANA STATE FAIR, DELTA	9,070	21
22	YUKON-KUSKOKWIM FAIR, BETHEL	9,070	22
23	N.W. ALASKA NATIVE TRADE FAIR, KOTZEBUE	9,070	23
24	CHEVAK STATE FAIR	5,800	24
25	KOYUKON FAIR, GALENA	4,540	25
26	ANCHORAGE 4-H FAIR	2,720	26

1	DEPARTMENT OF NATURAL RESOURCES (CONT.)			1
2			APPROPRIATION	2
3		ALLOCATIONS	ITEMS	APPROPRIATION FUND SOURCES
3				GENERAL FUND
3				OTHER FUNDS
4	WILLOW WINTER CARNIVAL	2,260		
5	KENNY LAKE FAIR	1,400		
6	JUNEAU 4-H	670		
7	DILLINGHAM BEAVER ROUNDUP	5,000		
8	GIRDWOOD FOREST FAIR	1,000		
9	TOTAL	\$339,000		
10	DIRECTORS OFFICE (3 POSITIONS)		198,100	
11	* * * * *		* * * * *	
12	* * * * * DEPARTMENT OF FISH & GAME		* * * * *	
13	* * * * *		* * * * *	
14	NATURAL RESOURCE MANAGEMENT			
15	COMMERCIAL FISH		18,522,600	16,342,000 2,180,600
16	FINFISH (509 POSITIONS)	12,573,900		
17	SHELLFISH (72 POSITIONS)	2,993,500		
18	TECHNICAL SERVICES (4.5 POSITIONS)	253,100		
19	ADMINISTRATION AND SUPPORT (27.9 POSITIONS)	1,797,100		
20	SPECIAL PROJECTS (29 POSITIONS)	905,000		
21	(D)(2) CONVERSION (2 POSITIONS)		105,200	105,200
22	SPORT FISH		5,397,800	876,000 4,521,800
23	ADMINISTRATION AND SUPPORT (34 POSITIONS)	2,174,800		
24	FINFISH (94.5 POSITIONS)	3,223,000		
25	(D)(2) CONVERSION		84,000	84,000

1 DEPARTMENT OF FISH & GAME (CONT.)

2

3

4

5

6

7

8

9

10

11

12

13

14

15

16

17

18

19

20

21

22

23

24

25

1

2

3

4

5

6

7

8

9

10

11

12

13

14

15

16

17

18

19

20

21

22

23

24

25

APPROPRIATION APPROPRIATION FUND SOURCES

ALLOCATIONS

ITEMS

GENERAL FUND

OTHER FUNDS

2,665,200

2,665,200

11,743,000

11,743,000

8,728,500

CAPITAL IMPROVEMENT POSITION COSTS (73 POSITIONS)

FISHERIES REHABILITATION ENHANCEMENT DEVELOPMENT

SUPPLEMENTAL PRODUCTIONS (258 POSITIONS)

IT IS INTENDED THAT THE KLAWOCK HATCHERY, BEAVER FALLS

HATCHERY, CANNERY CREEK HATCHERY AND THE MAIN BAY

HATCHERY BE FUNDED AT 50% TO ALLOW FOR OPERATIONS

THROUGH DECEMBER 31, 1983 AT WHICH TIME IT IS INTENDED

THAT THESE HATCHERIES BE TRANSFERRED TO PRIVATE

NON-PROFIT ACQUACULTURE ASSOCIATIONS. IN THE EVENT THAT

THE DEPARTMENT IS UNABLE TO TRANSFER THESE HATCHERIES

DUE TO: 1) NON-PASSAGE OF LEGISLATION AUTHORIZING

TRANSFER OF HATCHERIES, OR 2) A NON-PROFIT

ORGANIZATION'S REFUSAL TO ASSUME THE OPERATION OF A

HATCHERY,

IT IS THEN INTENDED BY THE LEGISLATURE THAT THE FOUR

HATCHERIES NOT BE SHUT DOWN WITHOUT FURTHER REVIEW BY

THE LEGISLATURE. IF THIS OCCURS THE DEPARTMENT SHALL

UTILIZE EXISTING FUNDS AND SUBMIT TO THE LEGISLATURE BY

JANUARY 31, 1984 A REQUEST FOR A SUPPLEMENTAL

APPROPRIATION TOGETHER WITH A REPORT EXPLAINING WHY THE

DEPARTMENT WAS NOT ABLE TO IMPLEMENT THIS LEGISLATIVE

INTENT.

1	DEPARTMENT OF FISH & GAME (CONT.)		APPROPRIATION	APPROPRIATION	FUND SOURCES	1
2			ITEMS	GENERAL FUND	OTHER FUNDS	2
3		ALLOCATIONS				3
4	ADMINISTRATION & SUPPORT (49 POSITIONS)	1,789,100				4
5	NO TRAVEL FUNDS FOR FRED ADMINISTRATION SHALL BE USED					5
6	FOR OUT-OF-STATE TRAVEL.					6
7	TECHNICAL SERVICES (17 POSITIONS)	960,600				7
8	FINFISH (8 POSITIONS)	264,800				8
9	CAPITAL IMPROVEMENT POSITION COSTS (4 POSITIONS)		261,800		261,800	9
10	VESSELS (21 POSITIONS)		1,992,600	1,992,600		10
11	COMMERCIAL FISHERIES ENTRY COMMISSION (35 POSITIONS)		1,992,600	1,992,600		11
12	GAME		10,435,300	1,927,400	8,507,900	12
13	GAME (113.9 POSITIONS)	8,276,100				13
14	ADMINISTRATION AND SUPPORT (29.9 POSITIONS)	1,415,000				14
15	TECHNICAL & LOGISTICAL SERVICES (7 POSITIONS)	465,700				15
16	SPECIAL PROJECTS (4 POSITIONS)	278,500				16
17	(D)(2) CONVERSION (11 POSITIONS)		324,100	324,100		17
18	CAPITAL IMPROVEMENT POSITION COSTS (16 POSITIONS)		1,212,300		1,212,300	18
19	ADMINISTRATION AND SUPPORT		4,836,500	4,664,500	172,000	19
20	OFFICE OF THE COMMISSIONER (9 POSITIONS)	929,800				20
21	IT IS INTENDED THAT \$20,000 BE USED FOR THE THIRD AND					21
22	FINAL PHASE OF THE GEODUCK AND SHELLFISH STUDY FOR					22
23	ADMIRALTY, BARANOF AND CHICHAGOF ISLANDS AND THAT					23
24	\$25,000 BE USED FOR MOUNTAIN GOAT TRANSPLANT IN THE					24
25	VICINITY BETWEEN CHICKAMIN RIVER AND BOCA DE QUADIA,					25
26	EAST OF KETCHIKAN, TO THE AREA NEAR SWAN LAKE.					26

1 DEPARTMENT OF FISH & GAME (CONT.)		2 APPROPRIATION		3 APPROPRIATION FUND SOURCES	
4	5	6	7	8	9
10	11	12	13	14	15
16	17	18	19	20	21
22	23	24	25	26	27
	ALLOCATIONS	ITEMS	GENERAL FUND	OTHER FUNDS	
TECHNICAL AND LOGISTICAL SERVICES (11 POSITIONS)	682,600				
ADMINISTRATIVE SERVICES (54 POSITIONS)	3,224,100				
CAPITAL IMPROVEMENT POSITION COSTS (1 POSITION)		62,400		62,400	
BOARDS OF FISHERIES AND GAME (17 POSITIONS)		1,426,400	927,600	498,800	
SUBSISTENCE DIVISION		2,051,600	1,551,600	500,000	
ADMINISTRATION AND SUPPORT (17 POSITIONS)	871,700				
SOCIOECONOMIC INVESTIGATION (23 POSITIONS)	1,119,900				
TECHNICAL & LOGISTICAL SERVICES (1 POSITION)	60,000				
(D)(2) CONVERSION (12 POSITIONS)		586,500	586,500		
CAPITAL IMPROVEMENT POSITION COSTS (5 POSITIONS)		446,800		446,800	
HABITAT PROTECTION		2,268,900	1,973,100	295,800	
ADMINISTRATION AND SUPPORT (10 POSITIONS)	677,000				
LAND AND WATER MANAGEMENT (24 POSITIONS)	1,296,100				
SPECIAL PROJECTS (10 POSITIONS)	295,800				
CAPITAL IMPROVEMENT POSITION COSTS (65 POSITIONS)		3,572,100		3,572,100	
	* * * * *	* * * * *			
	* * * * * DEPARTMENT OF PUBLIC SAFETY	* * * * *			
	* * * * *	* * * * *			
NATURAL RESOURCE MANAGEMENT					
FISH & WILDLIFE PROTECTION		13,557,900	13,557,900		
ENFORCEMENT (157 POSITIONS)	8,644,300				
DIRECTORS OFFICE (11 POSITIONS)	719,300				

		ALLOCATIONS	APPROPRIATION ITEMS	APPROPRIATION GENERAL FUND	FUND SOURCES OTHER FUNDS	
1	DEPARTMENT OF PUBLIC SAFETY (CONT.)					1
2						2
3						3
4	AIRCRAFT SECTION (12 POSITIONS)	1,147,400				4
5	MARINE ENFORCEMENT (23 POSITIONS)	3,046,900				5
6	PUBLIC PROTECTION					6
7	FIRE SAFETY (19 POSITIONS)		1,151,500	1,096,300	55,200	7
8	HIGHWAY SAFETY PLANNING AGENCY (5 POSITIONS)		1,159,800	341,800	818,000	8
9	DRIVER VEHICLE SERVICES		5,202,300	4,831,700	370,600	9
10	DRIVER SERVICES (20 POSITIONS)	729,300				10
11	VEHICLE SERVICES (10 POSITIONS)	383,200				11
12	FIELD OPERATIONS (85 POSITIONS)	3,382,500				12
13	ADMINISTRATION (18 POSITIONS)	707,300				13
14	ADMINISTRATION OF JUSTICE					14
15	ALASKA STATE TROOPERS		26,941,600	26,835,600	106,000	15
16	STATE TROOPER DETACHMENTS & CIB (309 POSITIONS)	23,197,200				16
17	NARCOTICS UNIT (13 POSITIONS)	1,823,500				17
18	DIRECTOR'S OFFICE (15 POSITIONS)	867,900				18
19	BUREAU OF VEHICLE ENFORCEMENT (15 POSITIONS)	1,053,000				19
20	SUPPORT AND SERVICE		6,995,500	6,995,500		20
21	LABORATORY SERVICES (13 POSITIONS)	705,600				21
22	CENTRAL COMMUNICATIONS (30 POSITIONS)	1,437,000				22
23	COMMUNITY SERVICES (3 POSITIONS)	192,400				23
24	JUDICIAL SERVICES - A.S.T. (48 POSITIONS)	3,263,000				24
25	PRISONER TRANSPORTATION	730,900				25

1	DEPARTMENT OF PUBLIC SAFETY (CONT.)					1	
2			ALLOCATIONS	APPROPRIATION	APPROPRIATION	FUND SOURCES	2
3				ITEMS	GENERAL FUND	OTHER FUNDS	3
4	SEARCH AND RESCUE		283,900				4
5	BUILDING SECURITY (8 POSITIONS)		382,700				5
6	ADMINISTRATION			9,127,900	9,058,900	69,000	6
7	CONTRACT JAILS (2 POSITIONS)		3,567,500				7
8	COMMISSIONER'S OFFICE (6 POSITIONS)		647,100				8
9	TRAINING ACADEMY (46 POSITIONS)		1,536,200				9
10	ADMINISTRATION AND SUPPORT (57 POSITIONS)		3,273,100				10
11	UNIFORM CRIME REPORTING CENTER (3 POSITIONS)		104,000				11
12	VILLAGE PUBLIC SAFETY OFFICER PROGRAM			7,233,400	7,233,400		12
13	CONTRACTS		4,190,600				13
14	DIRECT VILLAGE PUBLIC SAFETY OFFICER SUPPORT (22 POSITIONS)		2,801,700				14
15	ADMINISTRATION (4 POSITIONS)		241,100				15
16	POLICE STANDARDS COUNCIL (3 POSITIONS)			363,800	363,800		16
17	VIOLENT CRIMES COMPENSATION BOARD (2 POSITIONS)			398,200	398,200		17
18	DOMESTIC VIOLENCE COUNCIL (4 POSITIONS)			4,136,100	4,136,100		18
19		x x x x x x		x x x x x x			19
20		x x x x x DEPARTMENT OF TRANSPORTATION/PUBLIC FACILITIES		x x x x x x			20
21		x x x x x x		x x x x x x			21
22	TRANSPORTATION						22
23	ADMINISTRATION AND STATEWIDE PROGRAMS			13,515,500	12,822,900	692,600	23
24	COMMISSIONER'S OFFICE (6 POSITIONS)		1,109,000				24
25	THE \$421,000 LINE ITEM IN THE COMMISSIONER'S OFFICE						25
26	SHALL BE EXPENDED ONLY FOR THE FOLLOWING PURPOSES: 1)						26

1 DEPARTMENT OF TRANSPORTATION/PUBLIC FACILITIES (CONT.)

2		ALLOCATIONS	APPROPRIATION ITEMS	APPROPRIATION GENERAL FUND	FUND SOURCES OTHER FUNDS	2
3						3
4	TO ENSURE TIMELY COMPLETION OF CAPITAL PROJECTS ALREADY					4
5	IN THE DESIGN OR CONSTRUCTION PHASE BY THE DEPARTMENT,					5
6	OR 2) TO COVER EXPENSES DIRECTLY ATTRIBUTABLE TO THE					6
7	REORGANIZATION OF THE DEPARTMENT ALONG REGIONAL LINES.					7
8	THE COMMISSIONER SHALL REPORT TO THE LEGISLATURE ON					8
9	JANUARY 1, 1984, APRIL 1, 1984 AND JULY 1, 1984 ON THE					9
10	USE OF THESE FUNDS.					10
11	INTERNAL REVIEW (11 POSITIONS)	698,500				11
12	SUPPORT SERVICES (64 POSITIONS)	2,686,500				12
13	CENTRAL REGION (50 POSITIONS)	1,823,800				13
14	INTERIOR REGION (25 POSITIONS)	908,400				14
15	SOUTHEAST REGION (27 POSITIONS)	1,008,500				15
16	WESTERN REGION (6 POSITIONS)	286,700				16
17	SOUTHCENTRAL REGION (14 POSITIONS)	568,500				17
18	FINANCIAL MANAGEMENT (47 POSITIONS)	1,837,400				18
19	INFORMATION SYSTEMS (36 POSITIONS)	2,588,200				19
20	MAINTENANCE AND OPERATIONS SUPPORT		2,227,400	1,673,500	553,900	20
21	ADMINISTRATION (6 POSITIONS)	464,600				21
22	AIRPORT SAFETY & SECURITY (5 POSITIONS)	845,800				22
23	AIRPORT LEASING (20 POSITIONS)	917,000				23
24	STATEWIDE MAINTENANCE & OPERATIONS CONTINGENCY		1,000,000	1,000,000		24
25	THE \$1,000,000 CONTINGENCY FOR STATEWIDE MAINTENANCE AND					25
26	OPERATIONS SHALL BE EXPENDED FOR TRANSPORTATION OR					26
27	FACILITIES MAINTENANCE ONLY IF THE FOLLOWING CONDITIONS					27

1 DEPARTMENT OF TRANSPORTATION/PUBLIC FACILITIES (CONT.)

2		3	4	5	6
7	8	9	10	11	12
13	14	15	16	17	18
19	20	21	22	23	24
25	26	27	28	29	30
EXIST: A) EXTRA-ORDINARY WEATHER CONDITIONS, B)					
PRESERVATION OF THE PUBLIC SAFETY, OR C) PREVENTION OF					
AVOIDABLE OR UNUSUAL DAMAGE TO A STATE TRANSPORTATION					
LINK OR PUBLIC FACILITY.					
THE COMMISSIONER SHALL ALLOCATE FUNDS FROM THIS ACCOUNT					
ONLY AFTER FINDING, IN WRITING, THAT ONE OF THE					
CONDITIONS DESCRIBED ABOVE EXISTS. THE COMMISSIONER					
SHALL REPORT TO THE LEGISLATURE ON JANUARY 1, 1984,					
APRIL 1, 1984, AND JULY 1, 1984 ON THE USE OF THESE					
FUNDS.					
CENTRAL REGION MAINTENANCE & OPERATIONS			31,189,300	30,283,500	905,800
AIRPORTS (46 POSITIONS)	6,192,000				
HIGHWAYS (148 POSITIONS)	19,948,800				
TRAFFIC SIGNAL MANAGEMENT	780,000				
FACILITIES (28 POSITIONS)	3,262,700				
ADMINISTRATION (21 POSITIONS)	1,005,800				
INTERIOR REGION MAINTENANCE & OPERATIONS			28,172,800	27,258,700	914,100
AIRPORTS (19 POSITIONS)	2,417,000				
HIGHWAYS (124 POSITIONS)	12,945,800				
FACILITIES (24 POSITIONS)	3,368,800				
DALTON HIGHWAY ROAD MAINTENANCE (61 POSITIONS)	6,772,100				
DALTON HIGHWAY FACILITIES (9 POSITIONS)	1,709,700				

1 DEPARTMENT OF TRANSPORTATION/PUBLIC FACILITIES (CONT.)			1	
		ALLOCATIONS		
			APPROPRIATION	
			ITEMS	
			GENERAL FUND	
			OTHER FUNDS	
			FUND SOURCES	
2				2
3				3
4	ADMINISTRATION (18 POSITIONS)	959,400		4
5	SOUTHEAST REGION MAINTENANCE & OPERATIONS		13,179,800	5
6	AIRPORTS (2 POSITIONS)	512,900		6
7	HIGHWAYS (62 POSITIONS)	7,611,200		7
8	FACILITIES (39 POSITIONS)	4,724,200		8
9	ADMINISTRATION (5 POSITIONS)	331,500		9
10	WESTERN REGION MAINTENANCE & OPERATIONS		5,728,500	10
11	AIRPORTS (15 POSITIONS)	2,547,000		11
12	HIGHWAYS (23 POSITIONS)	1,998,600		12
13	FACILITIES (8 POSITIONS)	831,400		13
14	ADMINISTRATION (4 POSITIONS)	351,500		14
15	SOUTHCENTRAL REGION MAINTENANCE & OPERATIONS		12,013,200	15
16	AIRPORTS (5 POSITIONS)	826,300		16
17	HIGHWAYS (80 POSITIONS)	7,980,300		17
18	FACILITIES (22 POSITIONS)	2,752,900		18
19	ADMINISTRATION (8 POSITIONS)	453,700		19
20	STATE EQUIPMENT FLEET		19,314,700	20
21	CENTRAL REGION (60 POSITIONS)	6,255,100		21
22	INTERIOR REGION (45 POSITIONS)	4,980,300		22
23	DALTON HIGHWAY (8 POSITIONS)	2,094,800		23
24	SOUTHEAST REGION (22 POSITIONS)	2,105,600		24
25	WESTERN REGION (9 POSITIONS)	910,600		25

1	DEPARTMENT OF TRANSPORTATION/PUBLIC FACILITIES (CONT.)		APPROPRIATION	APPROPRIATION	FUND SOURCES	1
2			ITEMS	GENERAL FUND	OTHER FUNDS	2
3		ALLOCATIONS				3
4	SOUTHCENTRAL REGION (26 POSITIONS)	2,813,500				4
5	ADMINISTRATION (8 POSITIONS)	154,800				5
6	FUNDING ADJUSTMENTS FOR HWCF SERVICES			-11,321,000	11,321,000	6
7	ANCHORAGE INTERNATIONAL AIRPORT		15,158,300		15,158,300	7
8	FIELD MAINTENANCE (46 POSITIONS)	2,649,800				8
9	BUILDING MAINTENANCE (44 POSITIONS)	3,256,100				9
10	SECURITY (66 POSITIONS)	3,413,100				10
11	CUSTODIAL (57 POSITIONS)	2,714,400				11
12	EQUIPMENT (15 POSITIONS)	1,094,200				12
13	ADMINISTRATION (13 POSITIONS)	2,030,700				13
14	FAIRBANKS INTERNATIONAL AIRPORT		6,728,300		6,728,300	14
15	FIELD MAINTENANCE (16 POSITIONS)	1,446,200				15
16	BUILDING MAINTENANCE (5 POSITIONS)	1,166,900				16
17	SECURITY (47 POSITIONS)	2,941,700				17
18	CUSTODIAL (11 POSITIONS)	496,900				18
19	ADMINISTRATION (8 POSITIONS)	676,600				19
20	MARINE TRANSPORTATION		61,476,600	60,825,500	651,100	20
21	SOUTHEAST VESSEL OPERATIONS (627 POSITIONS)	38,107,200				21
22	SOUTHEAST VESSEL OVERHAUL	8,310,100				22
23	SOUTHEAST SHORE FACILITIES (37 POSITIONS)	2,387,700				23
24	SOUTHWEST VESSEL OPERATIONS (98 POSITIONS)	8,203,800				24
25	SOUTHWEST VESSEL OVERHAUL	1,305,400				25

1 DEPARTMENT OF TRANSPORTATION/PUBLIC FACILITIES (CONT.)

2		ALLOCATIONS	APPROPRIATION ITEMS	APPROPRIATION GENERAL FUND	FUND SOURCES OTHER FUNDS	2
3						3
4	SOUTHWEST SHORE FACILITIES (13 POSITIONS)	783,000				4
5	ADMINISTRATION (38 POSITIONS)	2,379,400				5
6	THE LEGISLATURE EXPRESSLY ENDORSES THE RECOMMENDATION OF					6
7	THE OMBUDSMAN THAT WRITTEN RESERVATION POLICIES BE					7
8	DEVELOPED FOR THE MARINE HIGHWAY SYSTEM AND THAT THESE					8
9	POLICIES SHOULD BE MADE AVAILABLE TO BOTH STAFF AND THE					9
10	PUBLIC.					10
11	DESIGN AND CONSTRUCTION ADMINISTRATION		2,448,600	1,212,100	1,236,500	11
12	PROGRAM MANAGEMENT (8 POSITIONS)	1,034,400				12
13	CLAIMS & BIDDING (29 POSITIONS)	1,414,200				13
14	STANDARDS AND TECHNICAL SERVICES		5,749,300	2,829,300	2,920,000	14
15	DIRECTOR'S OFFICE (4 POSITIONS)	269,000				15
16	BRIDGE & HYDROLOGY (25 POSITIONS)	1,423,300				16
17	RIGHT OF WAY & LAND ACQUISITION (7 POSITIONS)	362,200				17
18	TECHINCAL SERVICES (19 POSITIONS)	1,053,700				18
19	ENGINEERING STANDARDS & REVIEW (10 POSITIONS)	603,300				19
20	MATERIAL ENGINEERING (17 POSITIONS)	1,397,700				20
21	CIP PROGRAM (10 POSITIONS)	640,100				21
22	CENTRAL REGION DESIGN & CONSTRUCTION		26,075,800	2,675,600	23,400,200	22
23	DIRECTOR'S OFFICE (15 POSITIONS)	853,100				23
24	AVIATION (61 POSITIONS)	3,324,500				24
25	HIGHWAYS (132 POSITIONS)	6,717,400				25

1 DEPARTMENT OF TRANSPORTATION/PUBLIC FACILITIES (CONT.)

2		ALLOCATIONS	APPROPRIATION ITEMS	APPROPRIATION GENERAL FUND	FUND SOURCES OTHER FUNDS	2
3						3
4	BUILDINGS & HARBORS (41 POSITIONS)	2,321,700				4
5	RIGHT OF WAY (52 POSITIONS)	2,498,200				5
6	TECHNICAL SERVICES (57 POSITIONS)	3,275,300				6
7	CIP PROGRAM (266 POSITIONS)	7,035,600				7
8	INTERIOR REGION DESIGN & CONSTRUCTION		25,329,700	2,625,800	22,703,900	8
9	DIRECTOR'S OFFICE (12 POSITIONS)	678,000				9
10	AVIATION (26 POSITIONS)	1,742,300				10
11	HIGHWAYS (87 POSITIONS)	6,271,900				11
12	BUILDINGS & HARBORS (22 POSITIONS)	1,604,500				12
13	RIGHT OF WAY (23 POSITIONS)	1,291,800				13
14	TECHNICAL SERVICES (40 POSITIONS)	2,421,300				14
15	NOME RESIDENCY (12 POSITIONS)	968,200				15
16	VALDEZ RESIDENCY (14 POSITIONS)	1,124,500				16
17	CIP PROGRAM (339 POSITIONS)	9,227,200				17
18	SOUTHEAST REGION DESIGN & CONSTRUCTION		11,872,600	2,306,400	9,566,200	18
19	DIRECTOR'S OFFICE (12 POSITIONS)	966,600				19
20	HIGHWAYS & AVIATION (59 POSITIONS)	3,634,900				20
21	HARBORS & MARINE FACILITIES (26 POSITIONS)	1,768,800				21
22	BUILDINGS (13 POSITIONS)	841,000				22
23	RIGHT OF WAY (14 POSITIONS)	742,500				23
24	TECHNICAL SERVICES (25 POSITIONS)	1,538,300				24
25	CIP PROGRAM (72 POSITIONS)	2,380,500				25
26	PLANNING AND PROGRAMMING		8,652,900	8,352,900	300,000	26

1	DEPARTMENT OF TRANSPORTATION/PUBLIC FACILITIES (CONT.)		1
2		ALLOCATIONS	2
3		APPROPRIATION ITEMS	3
4		GENERAL FUND	4
5		OTHER FUNDS	5
4	ADMINISTRATION (17 POSITIONS)	1,102,200	4
5	CENTRAL REGION TRANSPORTATION PLANNING (42 POSITIONS)	1,670,700	5
6	CENTRAL REGION FACILITIES PLANNING (19 POSITIONS)	804,400	6
7	INTERIOR REGION TRANSPORTATION PLANNING (30 POSITIONS)	1,310,700	7
8	INTERIOR REGION FACILITIES PLANNING (5 POSITIONS)	284,100	8
9	INTERIOR REGION RESEARCH & DEVELOPMENT (22 POSITIONS)	966,300	9
10	SOUTHEAST REGION TRANSPORTATION PLANNING (49 POSITIONS)	2,082,500	10
11	SOUTHEAST REGION FACILITIES PLANNING (8 POSITIONS)	432,000	11
12	* * * * *	* * * * *	12
13	* * * * * DEPARTMENT OF CORRECTIONS * * * * *		13
14	* * * * *	* * * * *	14
15	ADMINISTRATION OF JUSTICE		15
16	ADULT CONFINEMENT	44,764,900	16
17	JUNEAU CORRECTION CENTER (73 POSITIONS)	4,125,300	17
18	JOHNSON HUMAN SERVICES CENTER (15 POSITIONS)	850,300	18
19	KETCHIKAN CORRECTION CENTER (28 POSITIONS)	1,648,200	19
20	PALMER CORRECTION CENTER (79 POSITIONS)	4,299,500	20
21	HILAND MTN CORRECTION CENTER (76 POSITIONS)	4,848,200	21
22	MEADOW CREEK CORRECTIONAL CENTER (22 POSITIONS)	1,193,800	22
23	ANCHORAGE STATE CORRECTION CENTER (34 POSITIONS)	1,940,200	23

1 DEPARTMENT OF CORRECTIONS (CONT.)

2		3	4	5	6	7	8	9	10
		ALLOCATIONS	APPROPRIATION	APPROPRIATION	FUND SOURCES				
			ITEMS	GENERAL FUND	OTHER FUNDS				
4	ANCHORAGE ANNEX CORRECTION CENTER (49 POSITIONS)	2,520,000							
5	RIDGEVIEW MEN'S FACILITY (18 POSITIONS)	905,700							
6	COOK INLET PRE-TRIAL FACILITY (81 POSITIONS)	4,784,500							
7	KENAI REGIONAL CORRECTIONAL CENTER (70 POSITIONS)	3,897,300							
8	FAIRBANKS CORRECTION CENTER (90 POSITIONS)	6,131,100							
9	NOME CORRECTION CENTER (18 POSITIONS)	1,177,900							
10	CORRECTIONAL INDUSTRIES FUND (AS 33.32.020)	285,600							
11	IT IS THE INTENT OF THE LEGISLATURE THAT SERVICES OR								
12	PRODUCTS PRODUCED BY THE CORRECTIONAL INDUSTRIES PROGRAM								
13	WHICH ARE PURCHASED BY AGENCIES OF THE STATE OF ALASKA								
14	BE PURCHASED BY REIMBURSABLE SERVICES AGREEMENT FROM THE								
15	BENEFITING AGENCY TO THE DEPARTMENT OF CORRECTIONS.								
16	CORRECTIONAL INDUSTRIES ADMINISTRATION (7 POSITIONS)	278,800							
17	OUT-OF-STATE CONTRACTUAL SERVICES (1 POSITION)	3,279,600							
18	MAJOR MEDICAL & GUARD HIRE (8 POSITIONS)	2,598,900							
19	ADULT PROBATION & COMMUNITY PROGRAMS		6,424,300	6,424,300					
20	ADULT PROBATION FIRST JUDICIAL DISTRICT (12 POSITIONS)	555,100							
21	ADULT PROBATION SECOND JUDICIAL DISTRICT (5 POSITIONS)	310,800							
22	ADULT PROBATION THIRD JUDICIAL DISTRICT (30 POSITIONS)	1,391,300							
23	ADULT PROBATION FOURTH JUDICIAL DISTRICT (15 POSITIONS)	807,300							

1	DEPARTMENT OF CORRECTIONS (CONT.)				1		
2			ALLOCATIONS	APPROPRIATION	APPROPRIATION FUND SOURCES	2	
3				ITEMS	GENERAL FUND	OTHER FUNDS	3
4	COMMUNITY BASED PROGRAMS (22 POSITIONS)		3,359,800				4
5	CORRECTIONS ADMINISTRATION AND SUPPORT			5,550,200	5,371,600	178,600	5
6	COMMISSIONER'S OFFICE (74 POSITIONS)		5,110,100				6
7	CAREER ENHANCEMENT TRAINING (4 POSITIONS)		261,500				7
8	CIP ADMINISTRATION (4 POSITIONS)		178,600				8
9	PAROLE BOARD (4 POSITIONS)			330,900	330,900		9
10	YOUTH CORRECTIONAL SERVICES			11,437,300	11,437,300		10
11	ADMINISTRATION (3 POSITIONS)		178,500				11
12	FIRST DISTRICT (12 POSITIONS)		519,500				12
13	THIRD DISTRICT (28 POSITIONS)		1,162,600				13
14	SECOND & FOURTH DISTRICT (18 POSITIONS)		903,900				14
15	MCLAUGHLIN YOUTH CENTER (120 POSITIONS)		6,168,000				15
16	FAIRBANKS YOUTH FACILITY (25 POSITIONS)		1,378,900				16
17	NOME YOUTH FACILITY (13 POSITIONS)		902,300				17
18	JUNEAU WOMEN'S & JUVENILE FACILITY (3 POSITIONS)		148,600				18
19	KETCHIKAN YOUTH FACILITY		75,000				19
20		* * * * *		* * * * *			20
21		* * * * * DEPARTMENT OF ENVIRONMENTAL CONSERVATION		* * * * *			21
22		* * * * *		* * * * *			22
23	NATURAL RESOURCE MANAGEMENT						23
24	ADMINISTRATION			11,512,900	9,671,700	1,841,200	24
25	OFFICE OF THE COMMISSIONER (7 POSITIONS)		471,000				25

1 DEPARTMENT OF ENVIRONMENTAL CONSERVATION (CONT.)

2		ALLOCATIONS	APPROPRIATION ITEMS	APPROPRIATION GENERAL FUND	FUND SOURCES OTHER FUNDS	2
3						3
4	ADMINISTRATIVE SERVICES (13 POSITIONS)	595,300				4
5	FACILITY CONSTRUCTION AND OPERATION (17 POSITIONS)	1,082,100				5
6	ENVIRONMENTAL QUALITY DIRECTORS OFFICE (5 POSITIONS)	368,900				6
7	MONITORING & LABORATORY SUPPORT (14 POSITIONS)	845,100				7
8	SOUTHEAST REGION (22 POSITIONS)	1,038,500				8
9	SOUTHCENTRAL REGION (39 POSITIONS)	1,794,600				9
10	NORTHERN REGION (38 POSITIONS)	2,038,300				10
11	ENVIRONMENTAL MANAGEMENT DIRECTORS OFFICE (4 POSITIONS)	220,100				11
12	WATER QUALITY MANAGEMENT (12 POSITIONS)	1,101,500				12
13	MANAGEMENT & TECHNICAL ASSISTANCE (7 POSITIONS)	507,600				13
14	AIR & SOLID WASTE (11.5 POSITIONS)	1,074,200				14
15	PROJECT DIRECT CHARGE POSITIONS (4 POSITIONS)	310,300				15
16	CIP OVERHEAD POSITIONS (2 POSITIONS)	65,400				16
17	PUBLIC PROTECTION					17
18	SEAFOOD AND ANIMAL INDUSTRIES		2,300,100	2,019,700	280,400	18
19	ADMINISTRATION (2 POSITIONS)	137,300				19
20	ANIMAL INDUSTRY (14 POSITIONS)	693,700				20
21	SEAFOOD INDUSTRY (26 POSITIONS)	1,469,100				21

22 THE LEGISLATURE INTENDS FOR THE DEPARTMENT TO IMPLEMENT
 23 THE SEAFOOD INSPECTION PREMIUM SEAL PROGRAM. THE FUNDS
 24 DELETED IN THE SEAFOOD INDUSTRY PROGRAM RELATE TO ONE
 25 TIME STUDIES ASSOCIATED WITH THE FISCAL NOTE FOR CH. 57,
 26 SLA 1982 AND DO NOT EFFECT THE PREMIUM SEAL PROGRAM.

		ALLOCATIONS	APPROPRIATION ITEMS	APPROPRIATION GENERAL FUND	FUND SOURCES OTHER FUNDS	
1						1
2						2
3	*****		*****			3
4	***** DEPARTMENT OF COMMUNITY & REGIONAL AFFAIRS		*****			4
5	*****		*****			5
6	SOCIAL SERVICES					6
7	SENIOR CITIZENS TAX RELIEF		2,515,200	2,515,200		7
8	PROPERTY TAX EXEMPTION	2,158,600				8
9	RENTERS EQUIVALENCY REBATE	208,700				9
10	WATER & SEWER ASSESSMENTS	30,000				10
11	MOTOR VEHICLE EXEMPTION	117,900				11
12	CHILD ASSISTANCE		10,341,000	10,341,000		12
13	CHILD CARE (5 POSITIONS)	7,725,000				13
14	HEAD START GRANTS	2,616,000				14
15	CETA		7,677,700	268,000	7,409,700	15
16	TRAINING & SUPPORT SERVICES	2,384,600				16
17	YOUTH PROGRAMS	1,623,500				17
18	SPECIAL GOVERNOR'S GRANT (5.5 POSITIONS)	715,200				18
19	ADMINISTRATION & EMPLOYMENT COUNSELING (44.5 POSITIONS)	2,454,400				19
20	JOB TRAINING PARTNERSHIP ACT	500,000				20
21	DISPLACED HOMEMAKERS (1 POSITION)		585,200	585,200		21
22	DEVELOPMENT					22
23	COMMUNITY ASSISTANCE GRANTS		64,529,300	61,640,800	2,888,500	23
24	MUNICIPAL REVENUE SHARING	57,950,000				24
25	AGRICULTURAL LAND EXEMPTION	211,800				25

1 DEPARTMENT OF COMMUNITY & REGIONAL AFFAIRS (CONT.)

	ALLOCATIONS	APPROPRIATION ITEMS	APPROPRIATION GENERAL FUND	FUND SOURCES OTHER FUNDS		
2					2	
3					3	
4	NATIONAL FOREST RECEIPTS	2,888,500			4	
5	RURAL DEVELOPMENT GRANTS	3,100,000			5	
6	ORGANIZATIONAL GRANTS	30,100			6	
7	COMMUNITY LEGAL ASSISTANCE GRANTS	48,900			7	
8	BULK FUEL GRANTS	300,000			8	
9	LOCAL GOVERNMENT ASSISTANCE		7,608,300	5,243,700	2,364,600	9
10	TRAINING, DEVELOPMENT, & RDA (26 POSITIONS)	1,597,000				10
11	STATE ASSESSOR (5 POSITIONS)	331,100				11
12	LOCAL BOUNDARY COMMISSION (2 POSITIONS)	114,300				12
13	GRANTS ADMINISTRATION (9 POSITIONS)	518,000				13
14	COASTAL ENERGY IMPACT PROGRAM (2 POSITIONS)	1,127,400				14
15	WEATHERIZATION & ENERGY CONSERVATION (10 POSITIONS)	3,474,000				15
16	PROJECT DIRECT CHARGE POSITIONS/ASSOCIATED COSTS (4 POSITIONS)	213,600				16
17	PROJECT OVERHEAD POSITIONS/ASSOCIATED COSTS (6 POSITIONS)	232,900				17
18	COMMUNITY PLANNING SERVICES		3,415,000	2,151,000	1,264,000	18
19	COMMUNITY PLANNING ASSISTANCE (28 POSITIONS)	2,734,500				19
20	ANCSA PLAN OF SURVEY (7 POSITIONS)	397,900				20
21	MUNICIPAL LANDS TRUSTEE (5 POSITIONS)	282,600				21
22	ADMINISTRATION & SUPPORT		1,622,000	1,477,600	144,400	22
23	OFFICE OF THE COMMISSIONER (4 POSITIONS)	569,200				23
24	ADMINISTRATIVE SERVICES (27 POSITIONS)	1,052,800				24

1	DEPARTMENT OF COMMUNITY & REGIONAL AFFAIRS (CONT.)		1
2		ALLOCATIONS	2
3		ITEMS	3
4	COMMUNITY BLOCK GRANTS	GENERAL FUND	OTHER FUNDS
5	HOUSING ASSISTANCE	2,115,000	2,115,000
6	HOUSING LOAN ADMINISTRATION (22 POSITIONS)	1,319,800	1,273,600
7	SENIOR CITIZEN HOUSING DEVELOPMENT (2 POSITIONS)		46,200
8	*****	1,218,700	
9	***** LEGISLATURE *****	101,100	
10	*****	*****	
11	GENERAL GOVERNMENT		
12	BUDGET & AUDIT COMMITTEE	5,789,700	5,789,700
13	LEGISLATIVE AUDIT (45 POSITIONS)	2,643,900	
14	LEGISLATIVE FINANCE (28 POSITIONS)	2,560,800	
15	COMMITTEE EXPENSES (3.5 POSITIONS)	585,000	
16	LEGISLATIVE COUNCIL		
17	SALARIES AND ALLOWANCES (60 POSITIONS)	2,037,300	2,037,300
18	LEADERSHIP (14 POSITIONS)	4,000,000	4,000,000
19	LAA EXECUTIVE ADMINISTRATION (25 POSITIONS)	2,842,100	2,842,100
20	LAA ADMINISTRATIVE SERVICES (30 POSITIONS)	1,530,700	1,530,700
21	HOUSE RESEARCH (9 POSITIONS)	571,900	571,900
22	LAA LEGAL SERVICES (20 POSITIONS)	1,496,300	1,496,300
23	SESSION EXPENSES (73 POSITIONS)	6,095,700	6,095,700
24	COUNCIL & SUBCOMMITTEES	365,000	365,000
25	OFFICE SPACE RENTAL (17 POSITIONS)	2,203,400	2,203,400

1	LEGISLATURE (CONT.)		1
2		APPROPRIATION	APPROPRIATION FUND SOURCES
3		ALLOCATIONS	GENERAL FUND OTHER FUNDS
4	EQUIPMENT ACCOUNT	ITEMS	
4	EQUIPMENT ACCOUNT	93,000	93,000
5	PUBLIC SERVICES (60 POSITIONS)	3,051,700	3,051,700
6	ALL NEW AND EXISTING LEGISLATIVE TELECONFERENCE SITES		
7	SHALL BE FULLY FUNDED DURING THE SECOND SESSION OF THE		
8	THIRTEENTH LEGISLATURE.		
9	SENATE ADVISORY COUNCIL (11 POSITIONS)	571,900	571,900
10	NO FUNDS APPROPRIATED IN THE PRECEDING SECTIONS OF THIS		
11	BILL MAY BE DIRECTLY OR INDIRECTLY USED TO PAY FOR		
12	TELEVISION COVERAGE OF THE 1984 LEGISLATIVE SESSION.		
13	OFFICE OF OMBUDSMAN (23 POSITIONS)	1,509,700	1,509,700
14	* * * * *	* * * * *	
15	* * * * * ALASKA COURT SYSTEM * * * * *		
16	* * * * *	* * * * *	
17	ADMINISTRATION OF JUSTICE		
18	COURTS ADMINISTRATION AND SUPPORT	34,613,800	34,613,800
19	APPELLATE COURTS (51 POSITIONS)	3,560,400	
20	TRIAL COURTS (472 POSITIONS)	27,073,800	
21	ADMINISTRATOR & SUPPORT (57 POSITIONS)	3,979,600	
22	COMMISSION ON JUDICIAL CONDUCT	37,800	37,800
23	JUDICIAL COUNCIL (3 POSITIONS)	336,300	336,300

1		ALLOCATIONS	ITEMS	GENERAL FUND	OTHER FUNDS	
2						
3	* * * * *					
4	* * * * * UNIVERSITY OF ALASKA					
5	* * * * *					
6	UNIVERSITY OF ALASKA					
7	STATEWIDE ADMINISTRATION		23,106,400	14,720,400	8,386,000	
8	STATEWIDE ADMINISTRATION (263 POSITIONS)	21,596,800				
9	NOTWITHSTANDING THE PROVISIONS OF AS 37.07.080(E), EACH					
10	APPROPRIATION TO THE UNIVERSITY OF ALASKA IS SUBJECT TO					
11	REALLOCATION BY THE UNIVERSITY ADMINISTRATION UNDER					
12	PROCEDURES ESTABLISHED BY THE BOARD OF REGENTS AND THE					
13	OFFICE OF MANAGEMENT & BUDGET. TRANSFERS MAY NOT BE					
14	MADE BETWEEN APPROPRIATIONS EXCEPT AS PROVIDED IN AN ACT					
15	MAKING TRANSFERS BETWEEN APPROPRIATIONS.					
16	NOTWITHSTANDING THE PROVISIONS OF AS 37.07.080(H),					
17	FEDERAL OR OTHER PROGRAM RECEIPTS AVAILABLE TO THE					
18	UNIVERSITY OF ALASKA WHICH EXCEED THE AMOUNTS					
19	APPROPRIATED IN THIS ACT ARE APPROPRIATED AND AVAILABLE					
20	FOR EXPENDITURE UNDER PROCEDURES ESTABLISHED BY THE					
21	BOARD OF REGENTS AND THE OFFICE OF MANAGEMENT & BUDGET.					
22	THE UNIVERSITY SHALL PROVIDE THE LEGISLATIVE BUDGET &					
23	AUDIT COMMITTEE WITH QUARTERLY REPORTS DETAILING					
24	ADDITIONAL FEDERAL OR PROGRAM RECEIPTS ACCEPTED UNDER					
25	THIS PROVISION.					
26	UPON SUBMISSION OF THE FY 85 OPERATING BUDGET, THE					
27	UNIVERSITY SHALL PROVIDE DOCUMENTATION FOR THE ADDITION					

1 UNIVERSITY OF ALASKA (CONT.)

2

3

4 OF NEW PERSONNEL. THE DOCUMENTATION SHALL INCLUDE: 1)

5 STANDARDS USED FOR THE ALLOCATION OF PERSONNEL. 2)

6 EVIDENCE THAT THE STANDARDS ARE EXCEEDED SUFFICIENTLY

7 FOR THE ADDITION OF NEW STAFF.

8 THESE STANDARDS MAY TAKE THE FORM OF STUDENT CREDIT

9 HOURS (SCH) GENERATED BY FTE FACULTY, RATIOS OF CLIENTS

10 TO SUPPORT PERSONNEL, AND THE SQUARE FOOTAGE PER

11 MAINTENANCE STAFF. IT IS EXPECTED THAT THESE STANDARDS

12 WILL VARY BY CAMPUS OR GROUPS OF CAMPUSES BECAUSE OF

13 DIFFERENT MISSIONS AND STAGES OF CAMPUS DEVELOPMENT.

14 CIP OVERHEAD POSITIONS & ASSOCIATED COSTS
(26 POSITIONS) 1,509,600

15 UNIVERSITY OF ALASKA, FAIRBANKS

APPROPRIATION

APPROPRIATION FUND SOURCES

ALLOCATIONS

ITEMS

GENERAL FUND

OTHER FUNDS

115,195,100

60,573,300

54,621,800

16 UNIVERSITY OF ALASKA, FAIRBANKS (1,018 POSITIONS) 71,530,700

17 AT LEAST 50% OF STATE FUNDED ATHLETIC STUDENT

18 SCHOLARSHIPS PER SPORT AND PER MALE AND/OR FEMALE TEAM

19 SHALL BE AWARDED TO ALASKAN HIGH SCHOOL GRADUATES.

20 ORGANIZED RESEARCH (745 POSITIONS) 43,664,400

21 NOTWITHSTANDING THE PROVISIONS OF AS 37.25.010, FEDERAL

22 RECEIPTS BUDGETED IN THE ORGANIZED RESEARCH ALLOCATION

23 SHALL CONTINUE FOR THE LIFE OF THE SPECIFIC GRANT OR

24 CONTRACT. THE UNEXPENDED BALANCE OF FUNDS APPROPRIATED

25 FROM OTHER SOURCES SHALL LAPSE DECEMBER 31, 1984. THE

26 UNIVERSITY SHALL PROVIDE STATE FISCAL YEAR REPORTS ON

1	UNIVERSITY OF ALASKA (CONT.)					1
2			ALLOCATIONS	APPROPRIATION	APPROPRIATION	FUND SOURCES
3				ITEMS	GENERAL FUND	OTHER FUNDS
4	THESE APPROPRIATIONS.					
5	THE ALLOCATION FOR ORGANIZED RESEARCH INCLUDES \$56,030					
6	FOR THE UNIVERSITY OF ALASKA REINDEER RESEARCH					
7	COMMITTEE, LICHEN PRODUCTIVITY PROJECT.					
8	UNIVERSITY OF ALASKA, ANCHORAGE (511 POSITIONS)			34,547,600	23,782,000	10,765,600
9	AT LEAST 50% OF STATE FUNDED ATHLETIC STUDENT					
10	SCHOLARSHIPS PER SPORT AND PER MALE AND/OR FEMALE TEAM					
11	SHALL BE AWARDED TO ALASKAN HIGH SCHOOL GRADUATES.					
12	INCLUDED WITHIN THE APPROPRIATION FOR THE UNIVERSITY OF					
13	ALASKA, ANCHORAGE IS \$359,600 FOR THE MINORITY ACCESS TO					
14	RESEARCH CAREERS (MARC) HONORS UNDERGRADUATE PROGRAM.					
15	UNIVERSITY OF ALASKA, JUNEAU (191 POSITIONS)			11,986,600	9,631,800	2,354,800
16	ANCHORAGE COMMUNITY COLLEGE (352 POSITIONS)			21,909,300	15,684,400	6,224,900
17	COMMUNITY COLLEGES, COOP EXTENSION & RURAL ED			40,741,800	29,219,200	11,522,600
18	STATEWIDE STAFF & SUPPORT (35 POSITIONS)	2,710,300				
19	FISHERIES INDUSTRIAL TECHNICAL CENTER (4 POSITIONS)	208,200				
20	CHUKCHI COMMUNITY COLLEGE (12 POSITIONS)	1,086,300				
21	KENAI PENINSULA COMMUNITY COLLEGE (51 POSITIONS)	4,100,400				
22	KETCHIKAN COMMUNITY COLLEGE (26 POSITIONS)	1,747,900				
23	KODIAK COMMUNITY COLLEGE (34 POSITIONS)	2,441,200				
24	KUSKOKWIM COMMUNITY COLLEGE (47 POSITIONS)	4,396,100				
25	MATANUSKA - SUSITNA COMMUNITY COLLEGE (30 POSITIONS)	2,014,300				

1 UNIVERSITY OF ALASKA (CONT.)

2		ALLOCATIONS	APPROPRIATION	APPROPRIATION FUND SOURCES	2	
3			ITEMS	GENERAL FUND	OTHER FUNDS	3
4	NORTHWEST COMMUNITY COLLEGE (18 POSITIONS)	2,304,600				4
5	PRINCE WILLIAM SOUND COMMUNITY COLLEGE (26 POSITIONS)	2,090,900				5
6	SITKA COMMUNITY COLLEGE (17 POSITIONS)	1,384,100				6
7	TANANA VALLEY COMMUNITY COLLEGE (70 POSITIONS)	5,411,900				7
8	RURAL EDUCATION (39 POSITIONS)	4,943,800				8
9	COOPERATIVE EXTENSION SERVICE (78 POSITIONS)	5,901,800				9

	ALLOCATIONS	APPROPRIATION ITEMS	APPROPRIATION GENERAL FUND	FUND SOURCES OTHER FUNDS	
1					1
2					2
3	* SEC. 18 THE FOLLOWING APPROPRIATION ITEMS ARE FOR				3
4	CAPITAL PROJECTS FROM THE GENERAL FUND TO THE AGENCIES				4
5	NAMED AND FOR THE PURPOSES EXPRESSED. (ED#___) MEANS				5
6	THAT THE CAPITAL PROJECT IS LOCATED SOMEWHERE WITHIN				6
7	THAT HOUSE OF REPRESENTATIVES ELECTION DISTRICT. THIS				7
8	GEOGRAPHIC REFERENCE HAS BEEN INSERTED BY STAFF AND IS				8
9	FOR INFORMATION PURPOSES ONLY.				9
10	* * * * *	* * * * *			10
11	* * * * * OFFICE OF THE GOVERNOR	* * * * *			11
12	* * * * *	* * * * *			12
13	GENERAL GOVERNMENT				13
14	ELECTIONS				14
15	VOIING MACHINES		111,700	111,700	15
16	* * * * *	* * * * *			16
17	* * * * * DEPARTMENT OF ADMINISTRATION	* * * * *			17
18	* * * * *	* * * * *			18
19	GENERAL GOVERNMENT				19
20	ALASKA PUBLIC BROADCASTING COMMISSION				20
21	KRBD RADIO STATION EQUIPMENT (ED 1)		15,000	15,000	21
22	SEWARD PUBLIC RADIO TRANSLATOR (ED 6)		34,500	34,500	22
23	KMXT EQUIPMENT (ED 27)		43,000	43,000	23
24	TELECOMMUNICATIONS SERVICES				24
25	FORT YUKON RADIO TRANSLATOR (ED 24)		5,000	5,000	25

1	DEPARTMENT OF ADMINISTRATION (CONT.)				1
2			APPROPRIATION	APPROPRIATION	FUND SOURCES
3		ALLOCATIONS	ITEMS	GENERAL FUND	OTHER FUNDS
4	CENTRALIZED ADMINISTRATIVE SERVICES				
5	DATA PROCESSING LEASE/PURCHASE		3,170,900	3,170,900	
6	WIC-CA REPAIR/RENOVATION GROUP HOME (ED 18-21)		57,500	57,500	
7		* * * * *	* * * * *		
8		* * * * * DEPARTMENT OF EDUCATION	* * * * *		
9		* * * * *	* * * * *		
10	EDUCATION				
11	BIA TRANSFER SCHOOLS UPGRADE/REPLACEMENT		11,833,600		11,833,600
12	WRANGELL CITY SCHOOL DISTRICT				
13	WRANGELL HIGH SCHOOL (ED 1)		6,000,000	6,000,000	
14	SOUTHEAST ISLAND SCHOOL DISTRICT				
15	PORT ALEXANDER SCHOOL CONSTRUCTION (ED 3)		450,000	450,000	
16	KENAI PENINSULA BOROUGH SCHOOL DISTRICT				
17	HOMER HIGH SCHOOL (ED 5)		373,600	373,600	
18	CHUGACH SCHOOL DISTRICT				
19	WHITTIER SCHOOL REPAIRS (ED 6)		160,000	160,000	
20	ANCHORAGE SCHOOL DISTRICT				
21	INLET VIEW (ED 7-15)		351,400	351,400	
22	HOMESTEAD ELEMENTARY DRAINAGE AND LANDSCAPING (ED 7-15)		300,000	300,000	
23	ABBOTT LOOP (ED 7-15)		200,000	200,000	
24	BAXTER (ED 7-15)		65,000	65,000	
25	COLLEGE GATE (ED 7-15)		67,600	67,600	

1 DEPARTMENT OF EDUCATION (CONT.)		1			
2		APPROPRIATION	APPROPRIATION FUND SOURCES	2	
3		ALLOCATIONS	GENERAL FUND	OTHER FUNDS	3
4		ITEMS			4
4	EAGLE RIVER (ED 7-15)	120,000	120,000		4
5	LAKE OTIS (ED 7-15)	91,500	91,500		5
6	MOUNTAIN VIEW (ED 7-15)	229,000	229,000		6
7	TURNAGAIN (ED 7-15)	94,000	94,000		7
8	URSA MAJOR (ED 7-15)	255,500	255,500		8
9	URSA MINOR (ED 7-15)	46,000	46,000		9
10	CLARK (ED 7-15)	582,100	582,100		10
11	ROMIG (ED 7-15)	204,700	204,700		11
12	WENDLER (ED 7-15)	220,900	220,900		12
13	BARTLETT (ED 7-15)	130,000	130,000		13
14	SERVICE (ED 7-15)	179,000	179,000		14
15	PUPIL TRANSPORTATION (ED 7-15)	540,400	540,400		15
16	ED 8 MICROCOMPUTER PROJECT (ED 7-15)	228,200	228,200		16
17	SERVICE/HENSHAW CEILING REPAIR (ED 7-15)	13,500	13,500		17
18	SERVICE/HENSHAW ACCOUSTICAL TREATMENT (ED 7-15)	6,000	6,000		18
19	TUDOR ELEMENTARY ASSEMBLY AREA CARPET (ED 7-15)	2,800	2,800		19
20	TUDOR ELEMENTARY ACCOUSTICAL TILE (ED 7-15)	3,000	3,000		20
21	O'MALLEY ELEMENTARY SAVIN 895 COPIER (ED 7-15)	7,300	7,300		21
22	DIMOND HIGH SCHOOL TRACK (ED 7-15)	150,000	150,000		22
23	SAVE 1 SCHOOL (ED 7-15)	60,000	60,000		23
24	BAYSHORE DOOR INSTALLATION (ED 7-15)	85,000	85,000		24
25	DIMOND/MEARS HOCKEY RINK REPAIR (ED 7-15)	80,000	80,000		25

1 DEPARTMENT OF EDUCATION (CONT.)		2 APPROPRIATION		3
4	5	6	7	8
9	10	11	12	13
14	15	16	17	18
19	20	21	22	23
24	25	26	27	28
		ALLOCATIONS	ITEMS	APPROPRIATION FUND SOURCES
			GENERAL FUND	OTHER FUNDS
1	CAMPBELL MICROCOMPUTER PROJECT (ED 7-15)		16,200	16,200
2	NORTH STAR MICROCOMPUTER PROJECT (ED 7-15)		13,900	13,900
3	ROGERS PARK MICROCOMPUTER PROJECT (ED 7-15)		15,300	15,300
4	TAKU MICROCOMPUTER PROJECT (ED 7-15)		17,600	17,600
5	WILLOW CREST MICROCOMPUTER PROJECT (ED 7-15)		20,600	20,600
6	ED 12 SCHOOLS MICROCOMPUTER PROJECT (ED 7-15)		153,000	153,000
7	GOVERNMENT HILL LUNCHROOM REMODEL (ED 7-15)		52,500	52,500
8	CHUGACH OPTIONAL ELEMENTARY IMPROVEMENTS (ED 7-15)		35,000	35,000
9	FAIRVIEW HEATING SYSTEM (ED 7-15)		135,800	135,800
10	NORTHWOOD SCHOOL HEATING AND LIGHTING (ED 7-15)		13,000	13,000
11	WEST HIGH SCHOOL LIGHTING UPGRADE (ED 7-15)		12,000	12,000
12	MEARS JUNIOR HIGH SCHOOL (ED 7-15)		6,200,000	6,200,000
13	WENDLER JUNIOR HIGH SCHOOL (ED 7-15)		700,000	700,000
14	OCEANVIEW ELEMENTARY MICROCOMPUTER PROJECT (ED 7-15)		6,000	6,000
15	ALASKA GATEWAY SCHOOL DISTRICT			
16	DOT LAKE SCHOOL (ED 17)		1,300,000	1,300,000
17	NORTHWAY SCHOOL LIFE SAFETY UPGRADE (ED 17)		950,000	950,000
18	DELTA/GREELY SCHOOL DISTRICT			
19	DELTA/FORT GREELY ZAMBONI (ED 17)		36,900	36,900
20	FORT GREELY GYM FACILITY (ED 17)		1,795,000	1,795,000
21	NENANA CITY SCHOOL DISTRICT			
22	NENANA HIGH SCHOOL ADDITION (ED 17)		900,000	900,000

1 DEPARTMENT OF EDUCATION (CONT.)		2		3		4
		ALLOCATIONS	APPROPRIATION ITEMS	APPROPRIATION GENERAL FUND	FUND SOURCES OTHER FUNDS	
5	COPPER RIVER SCHOOL DISTRICT					4
6	GAKONA - MULTI-PURPOSE FACILITY (ED 17)		312,000	312,000		5
7	GLENALLEN - NEW SECONDARY SCHOOL (ED 17)		200,000	200,000		6
8	RAILBELT SCHOOL DISTRICT					7
9	TRI-VALLEY SCHOOL IMPROVEMENTS (ED 17)		1,150,000	1,150,000		8
10	FAIRBANKS NORTH STAR BOROUGH SCHOOL DISTRICT					9
11	SALCHA ELEMENTARY SCHOOL (ED 18-21)		1,291,600	1,291,600		10
12	STATE MUSEUM -- ACQUISITIONS (ED 18-21)		35,000	35,000		11
13	NORTHWEST ARCTIC SCHOOL DISTRICT					12
14	CONSTRUCTION OF FACILITIES -- BUCKLAND, SELAWIK, DEERING, AND AMBLER (ED 22)		3,040,000	3,040,000		13
15	BERING STRAITS SCHOOL DISTRICT					14
16	SAVOONGA CLASSROOMS (ED 23)		1,340,000	1,340,000		15
17	LOWER YUKON SCHOOL DISTRICT					16
18	HOOPER BAY AND ALAKANUK CLASSROOM ADDITIONS (ED 23)		1,542,000	1,542,000		17
19	KUSPUK SCHOOL DISTRICT					18
20	CONSTRUCTION SCHOOL FACILITIES -- STONY RIVER AND CHUATHBALUK (ED 24)		2,000,000	2,000,000		19
21	IDITAROD SCHOOL DISTRICT					20
22	CONSTRUCTION SCHOOL FACILITIES -- NIKOLAI AND MCGRATH (ED 24)		3,200,000	3,200,000		21
23	YUKON FLATS SCHOOL DISTRICT					22
24	RELOCATABLE SCHOOL FACILITIES (ED 24)		1,050,000	1,050,000		23
25						24
26						25

		ALLOCATIONS	APPROPRIATION ITEMS	APPROPRIATION GENERAL FUND	FUND SOURCES OTHER FUNDS	
1						1
2						2
3		* * * * *	* * * * *			3
4		* * * * * DEPARTMENT OF HEALTH & SOCIAL SERVICES	* * * * *			4
5		* * * * *	* * * * *			5
6	HEALTH					6
7	PUBLIC HEALTH					7
8	SOLDOTNA - EMS EQUIPMENT (ED 5)		26,200	26,200		8
9	SOUTHEAST REGION EMERGENCY MEDICAL SERVICES (ED 1)		10,000	10,000		9
10	SOUTHEAST REGION EMERGENCY MEDICAL SERVICES (ED 2)		16,000	16,000		10
11	SOUTHEAST REGION EMERGENCY MEDICAL SERVICES (ED 3)		25,300	25,300		11
12	SELDOVIA AMBULANCE AND EQUIPMENT (ED 5)		51,600	51,600		12
13	KENAI AMBULANCE AND EQUIPMENT (ED 5)		57,400	57,400		13
14	HOMER AMBULANCE AND EQUIPMENT (ED 5)		62,500	62,500		14
15	SOUTHERN REGION EMERGENCY MEDICAL SERVICES (ED 17)		76,100	76,100		15
16	KODIAK EMERGENCY MEDICAL SERVICES EQUIPMENT (ED 27)		18,000	18,000		16
17	GRANTS TO NAMED RECIPIENTS (AS 37.05.316)					17
18	BRISTOL BAY AREA HEALTH CORP. - FOR CLINICAL		55,000	55,000		18
19	ANALYZER FOR KANAKANAK HOSPITAL (ED 26)					19
20		* * * * *	* * * * *			20
21		* * * * * DEPARTMENT OF COMMERCE & ECONOMIC DEVELOPMENT	* * * * *			21
22		* * * * *	* * * * *			22
23	DEVELOPMENT					23
24	ALASKA POWER AUTHORITY					24
25	PEDRO BAY - ELECTRICITY DISTRIBUTION (ED 26)		690,000	690,000		25

1 DEPARTMENT OF COMMERCE & ECONOMIC DEVELOPMENT (CONT.)

2		APPROPRIATION	APPROPRIATION	FUND SOURCES	2
3	ALLOCATIONS	ITEMS	GENERAL FUND	OTHER FUNDS	3
4	FALSE PASS - ELECTRIFICATION (ED 26)	600,000	600,000		4
5	ANCHORAGE-FAIRBANKS INTERTIE	25,000,000	25,000,000		5
6	THE APPROPRIATION FOR THE ANCHORAGE - FAIRBANKS INTERTIE				6
7	INCLUDES FUNDS FOR THE CANTWELL SUBSTATION AND				7
8	DISTRIBUTION SYSTEM.				8
9	SUSITNA HYDROELECTRIC PROJECT (ED 16)	33,000,000	33,000,000		9
10	THE ALASKA POWER AUTHORITY IS AUTHORIZED TO INSTALL A				10
11	THIRD GENERATING UNIT AT THE TERROR LAKE HYDROELECTRIC				11
12	PROJECT WITH WHATEVER FUNDS MAY BE MADE AVAILABLE FOR				12
13	THAT PURPOSE.				13
14	AGRICULTURAL ACTION COUNCIL				14
15	FAIRBANKS LIVESTOCK PROCESSING FACILITY (ED 18-21)	350,000	350,000		15
16	* * * * *	* * * * *			16
17	* * * * * DEPARTMENT OF NATURAL RESOURCES	* * * * *			17
18	* * * * *	* * * * *			18
19	NATURAL RESOURCE MANAGEMENT				19
20	NATURAL RESOURCES MANAGEMENT & ADMINISTRATION				20
21	CADASTRAL LAND SURVEY	1,815,900	1,815,900		21
22	LAND RECORDS AUTOMATION/ALARS	84,700	84,700		22
23	OFFSHORE MARINE BOUNDARIES	198,700	198,700		23
24	MANAGEMENT OF FOREST/LAND/WATER RESOURCES				24
25	FIREWOOD ACCESS ROADS (ED 16)	15,000	15,000		25

1	DEPARTMENT OF NATURAL RESOURCES (CONT.)				1	
2			APPROPRIATION	APPROPRIATION	FUND SOURCES	2
3		ALLOCATIONS	ITEMS	GENERAL FUND	OTHER FUNDS	3
4	MANAGEMENT OF MINERAL/ENERGY RESOURCES					4
5	SEISMIC DATA ACQUISITION		1,040,100	1,040,100		5
6	RESOURCE INVENTORY/ASSESSMENT		6,271,400	5,671,400	600,000	6
7	SEISMIC HAZARD PROGRAM (ED 7-15)		500,000	500,000		7
8	PARKS AND RECREATION					8
9	SILVER KING WAYSIDE IMPROVEMENTS (ED 5)		500,000	250,000	250,000	9
10	KENAI RIVER PARK IMPROVEMENTS (ED 5)		500,000	250,000	250,000	10
11	TURNAGAIN ARM SCENIC CORRIDOR DEVELOPMENT (ED 7-15)		200,000	200,000		11
12	HILL TOP SKI AREA (ED 7-15)		200,000	200,000		12
13	STATE FAIRS					13
14	ALASKA STATE FAIR (ED 16)		100,000	100,000		14
15	GRANTS TO NAMED RECIPIENTS (AS 37.05.316)					15
16	CHUGIAK DOG MUSHERS (ED 7-15)		60,000	60,000		16
17		* * * * *				17
18		* * * * * DEPARTMENT OF FISH & GAME				18
19		* * * * *				19
20	NATURAL RESOURCE MANAGEMENT					20
21	FISH AND GAME MANAGEMENT AND SUPPORT					21
22	FISH AND GAME DATA MANAGEMENT		750,000	750,000		22
23	ANILCA FEDERAL LAND PLANNING		269,700	269,700		23
24	STREAM FLOW REQUIREMENT RESEARCH		100,000	100,000		24
25	MOOSE HABITAT IMPROVEMENT		295,000	295,000		25

1	DEPARTMENT OF FISH & GAME (CONT.)	APPROPRIATION		APPROPRIATION FUND SOURCES		1
		ALLOCATIONS	ITEMS	GENERAL FUND	OTHER FUNDS	
4	LAKE FERTILIZATION		862,700	862,700		4
5	STIKINE RIVER STUDY		325,200	325,200		5
6	UPPER COOK INLET STOCK MANAGEMENT		240,400	240,400		6
7	COOK INLET SPORTS COHO REHAB. (ED 6)		51,900	51,900		7
8	KENAI RIVER KING SALMON STUDY (ED 5)		305,000	305,000		8
9	*****		*****			9
10	***** DEPARTMENT OF TRANSPORTATION/PUBLIC FACILITIES *****					10
11	*****		*****			11
12	ADMINISTRATION OF JUSTICE					12
13	CENTRAL REGION FACILITIES					13
14	TROOPER GARAGE IN SOLDOTNA (ED 5)		130,000	130,000		14
15	TRANSPORTATION					15
16	CENTRAL REGION HIGHWAYS					16
17	NINILCHIK DITCH (ED 5)		225,000	225,000		17
18	EAST END ROAD - PHASE II (ED 5)		2,400,000	2,400,000		18
19	EAGLE RIVER BRIDGE DESIGN & RIGHT OF WAY (ED 7-15)		305,000	305,000		19
20	EAGLE RIVER INTERSECTION IMPROVEMENTS (ED 7-15)		125,000	125,000		20
21	AMATS (ED 7-15)		8,500,000	8,500,000		21
22	ALASKA TOLL BRIDGE/CAUSEWAY AUTHORITY (ED 7-15)		5,300,000	5,300,000		22
23	MAT-SU ROADS FEDERAL MATCH & EMERGENCY (ED 16)		900,000	900,000		23
24	CENTRAL REGION AVIATION					24
25	KING SALMON-DESIGN & ENGINEER AIRSTRIP WEST		75,000	75,000		25
26	APRON (ED 26)					26

1	DEPARTMENT OF TRANSPORTATION/PUBLIC FACILITIES (CONT.)				1		
2			ALLOCATIONS	APPROPRIATION	APPROPRIATION FUND SOURCES	2	
3				ITEMS	GENERAL FUND	OTHER FUNDS	3
4	MANOKOTAK-DESIGN & ENGINEER AIRSTRIP RESURFACING			200,000	200,000		4
5	AND CROSS STRIP CONSTRUCTION (ED 26)						5
6	CENTRAL REGION PORTS & HARBORS						6
7	PORT SAN JUAN FERRY DOCK REPAIR (ED 6)			750,000	750,000		7
8	WHITTIER - SHOTGUN COVE HARBOR (ED 6)			800,000	800,000		8
9	FEASIBILITY & PRELIMINARY DESIGN OF DOCKS-ATKA			225,000	225,000		9
10	CLARK'S POINT, IGIUGIG, LEVELOCK, MANOKOTAK (ED 26)						10
11	CENTRAL REGION FACILITIES						11
12	COOK INLET RESOURCE, PORT, TRANSPORTATION &			290,000	290,000		12
13	NEEDS STUDY (ED 7-15)						13
14	INTERIOR REGION HIGHWAYS						14
15	DAWSON/HURST ROADS DESIGN & CONSTRUCTION (ED 18-21)			500,000	500,000		15
16	IRIS LANE PAVING (ED 18-21)			82,500	82,500		16
17	ISBERG ROAD (ED 18-21)			130,000	130,000		17
18	BALLAINE ROAD BICYCLE TRAIL REPAIRS (ED 18-21)			50,000	50,000		18
19	* * * * *			* * * * *			19
20	* * * * * DEPARTMENT OF ENVIRONMENTAL CONSERVATION			* * * * *			20
21	* * * * *			* * * * *			21
22	NATURAL RESOURCE MANAGEMENT						22
23	WATER & SEWER FACILITIES CONSTRUCTION GRANTS			13,420,700	13,420,700		23
24	SITKA - SOLID WASTE DISPOSAL SYSTEM (ED 3)	1,750,000					24
25	HOONAH - WATER SYSTEM PHASE I (ED 3)	800,000					25

1	DEPARTMENT OF ENVIRONMENTAL CONSERVATION (CONT.)		1
2		ALLOCATIONS	2
3		APPROPRIATION	3
4		ITEMS	4
5		GENERAL FUND	5
6		OTHER FUNDS	6
4	PORT ALEXANDER - ULTRA VIOLET DISINFECTION UNIT (ED 3)	150,000	4
5	HOMER - COOPER SUBDIVISION WATER & SEWER (ED 5)	285,000	5
6	HOMER - MATTOX WATER & SEWER (ED 5)	62,500	6
7	SOLDOTNA - WATER RESERVIOR AND TRANSMISSION (ED 5)	750,000	7
8	ANCHORAGE - BROWN LID (ED 7-15)	103,000	8
9	ANCHORAGE - STELLA LID (ED 7-15)	107,900	9
10	ANCHORAGE - LIBRARY LID (ED 7-15)	301,200	10
11	ANCHORAGE - ABBOTT LOOP MANOR LID (ED 7-15)	292,700	11
12	ANCHORAGE - SHACKELTON LID (ED 7-15)	70,500	12
13	ANCHORAGE - ALPINE VILLAGE LID (ED 7-15)	238,200	13
14	ANCHORAGE - ZODIAK LID (ED 7-15)	60,300	14
15	ANCHORAGE - ZURICK LID (ED 7-15)	117,900	15
16	ANCHORAGE - ROSEWOOD LID (ED 7-15)	140,200	16
17	ANCHORAGE - JUANITA LOOP/SANTA MARIA DRIVE (ED 7-15)	369,500	17
18	ANCHORAGE-DOWLING ROAD/NEW SEWARD TO PETERSBURG (ED 7-15)	101,000	18
19	ANCHORAGE - BROADMOOR ESTATES UPGRADE (ED 7-15)	14,000	19
20	ANCHORAGE - BARBARA STREET EXTENSION (ED 7-15)	55,200	20
21	ANCHORAGE-10-11 ALLEY NORTH TO P STREET UPGRADE (ED 7-15)	22,000	21
22	ANCHORAGE - MANOR STREET UPGRADE (ED 7-15)	28,400	22
23	ANCHORAGE - WEST 44TH PLACE EXTENSION (ED 7-15)	25,700	23

1 DEPARTMENT OF ENVIRONMENTAL CONSERVATION (CONT.)				1
2		APPROPRIATION	APPROPRIATION FUND SOURCES	2
3		ITEMS	GENERAL FUND OTHER FUNDS	3
4		ALLOCATIONS		4
4	ANCHORAGE - ABBOTT LOOP 30 TUDOR TO 68TH (ED 7-15)	537,300		4
5	ANCHORAGE - JUANITA LOOP/SANTA MARIA DR (ED 7-15)	300,800		5
6	ANCHORAGE ATKINS LID (ED 7-15)	19,400		6
7	ANCHORAGE - 10 MG RESERVIOR GRANT INCREASE (ED 7-15)	360,000		7
8	ANCHORAGE - EAGLE RIVER SYSTEM INTER-TIES (ED 7-15)	220,000		8
9	ANCHORAGE-SOUTHEAST INTERCEPTOR/ROY TO HUFFMAN (ED 7-15)	1,250,000		9
10	ANCHORAGE - DISTRIBUTION RESERVIOR EAGLE RIVER (ED 7-15)	180,000		10
11	ANCHORAGE - PRODUCTION WELL NUMBER 14 (ED 7-15)	180,000		11
12	ANCHORAGE - SE INTERCEPTOR/HUFFMAN TO DEARMOUN (ED 7-15)	600,000		12
13	ANCHORAGE - LAKE OTIS/ABBOTT ROAD TO O'MALLEY (ED 7-15)	375,000		13
14	FAIRBANKS - NORTHEAST WATER TRANSMISSION (ED 18-21)	1,980,000		14
15	NORTH POLE - WATER TREATMENT PLANT EXPANSION (ED 18-21)	1,500,000		15
16	EKWOK - SANITATION FACILITY (ED 26)	73,000		16
17	* * * * *		* * * * *	17
18	* * * * * DEPARTMENT OF COMMUNITY & REGIONAL AFFAIRS		* * * * *	18
19	* * * * *		* * * * *	19
20	DEVELOPMENT			20
21	LOCAL GOVERNMENT ASSISTANCE			21
22	HISPANIC CULTURAL CENTER (ED 7-15)		225,000 225,000	22

1	DEPARTMENT OF COMMUNITY & REGIONAL AFFAIRS (CONT.)				1		
2			ALLOCATIONS	APPROPRIATION	APPROPRIATION FUND SOURCES	2	
3				ITEMS	GENERAL FUND	OTHER FUNDS	3
4	GRANTS TO NAMED RECIPIENTS (AS 37.05.316)						4
5	ALASKA BLACK LEADERSHIP CONFERENCE (ED 7-15)			200,800	200,800		5
6	ALASKA BLACK LEADERSHIP CONFERENCE-HISTORY			44,000	44,000		6
7	DOCUMENTARY (ED 7-15)						7
8		* * * * *		* * * * *			8
9		* * * * * UNIVERSITY OF ALASKA		* * * * *			9
10		* * * * *		* * * * *			10
11	UNIVERSITY OF ALASKA						11
12	UNIVERSITY OF ALASKA, FAIRBANKS						12
13	RASMUSSEN LIBRARY ARCTIC/POLAR REGIONS MATERIALS (ED 18-21)			50,000	50,000		13
14	RASMUSSEN LIBRARY PERIODICALS (ED 18-21)			90,000	90,000		14
15	RASMUSSEN LIBRARY STUDENT LABOR POOL/SUMMER			78,000	78,000		15
16	CONSTRUCTION (ED 18-21)						16
17	MUSEUM FILM EDITING MACHINE (ED 18-21)			21,000	21,000		17
18	ESSENTIAL EQUIPMENT (ED 18-21)			70,000	70,000		18
19	KUAC REPLACEMENT PARTS (ED 18-21)			10,000	10,000		19
20	KUAC SIGNAL IMPROVEMENT (ED 18-21)			30,000	30,000		20
21	MUSEUM (ED 18-21)			152,000	152,000		21
22	ARCTIC CHAMBER ORCHESTRA (ED 18-21)			35,000	35,000		22
23	DORMITORY (ED 18-21)			11,000,000	11,000,000		23
24	KUAC FM REMOTE PACKAGE (ED 18-21)			11,500	11,500		24
25	EMERGENCY EQUIPMENT (ED 18-21)			6,100	6,100		25

1	UNIVERSITY OF ALASKA (CONT.)	APPROPRIATION		APPROPRIATION FUND SOURCES		1
		ALLOCATIONS	ITEMS	GENERAL FUND	OTHER FUNDS	
2						3
3						4
4	REPAIR/RENOVATION/EQUIPMENT (ED 18-21)		100,000	100,000		5
5	MUSEUM - FILM PROJECT (ED 18-21)		60,000	60,000		6
6	ORGANIZED RESEARCH					7
7	AGRICULTURAL EXPERIMENT STATION RESEARCH		36,000	36,000		8
8	COORDINATION PROJECT (ED 18-21)					9
9	UNIVERSITY OF ALASKA, ANCHORAGE					10
10	UAA/ACC STUDENT HOUSING PHASE I (ED 7-15)		5,000,000	5,000,000		11
11	CLASSROOM BUILDING PHASE I (ED 7-15)		15,000,000	15,000,000		12
12	LAND ACQUISITION		9,900,000	9,900,000		13
13	BOOK PURCHASES (ED 7-15)		100,000	100,000		14
14	STUDENT SERVICES - ATHLETICS/SPORTS CENTER (ED 7-15)		150,000	150,000		15
15	ALASKA DYSLEXIA VIDEO FILM (ED 7-15)		86,300	86,300		16
16	UNIVERSITY OF ALASKA, JUNEAU					17
17	EQUIPMENT AND BUILDING RENOVATION (ED 4)		842,000	842,000		18
18	ANCHORAGE COMMUNITY COLLEGE					19
19	NEW APPLIED SCIENCE FACILITY EQUIPMENT (ED 7-15)		165,500	165,500		20
20	CCREE					21
21	RENOVATIONS AND REPAIRS		2,000,000	2,000,000		22
22	KODIAK COMMUNITY COLLEGE					23
23	EQUIPMENT (ED 27)		16,000	16,000		24
24	SITKA COMMUNITY COLLEGE					25
25	CLASSROOM FACILITY DESIGN PHASE II (ED 3)		570,000	570,000		

UNIVERSITY OF ALASKA (CONT.)		APPROPRIATION	APPROPRIATION	FUND SOURCES
	ALLOCATIONS	ITEMS	GENERAL FUND	OTHER FUNDS
4	RURAL EDUCATION			
5	NAKNEK/KING SALMON RURAL EDUCATION CENTER (ED 26)	22,000	22,000	
6	*****	*****		
7	***** GRANTS TO MUNICIPALITIES (AS 37.05.315)	*****		
8	*****	*****		
9	EDUCATION			
10	ED 1 KETCHIKAN - WRANGELL - PETERSBURG			
11	KETCHIKAN - REVILLA ALTERNATIVE HIGH SCHOOL	250,000	250,000	
12	PETERSBURG - SCHOOL IMPROVEMENTS (ED 1)	287,000	287,000	
13	ED 2 INSIDE PASSAGE - CORDOVA			
14	CRAIG - SCHOOL SITE PREPARATION/GYM RENOVATION (ED 2)	85,000	85,000	
15	YAKUTAT - OLD SCHOOL RENOVATION (ED 2)	50,000	50,000	
16	ED 3 BARANOF - CHICHAGOF			
17	SITKA - SCHOOL ROOF REPAIRS (ED 3)	191,700	191,700	
18	HOONAH - MULTI-PURPOSE EDUCATION FACILITY (ED 3)	3,254,000	3,254,000	
19	ED 7-15 ANCHORAGE DISTRICT			
20	ANCHORAGE - HEADQUARTERS LIBRARY BOOKS (ED 7-15)	274,200	274,200	
21	ANCHORAGE - VOCATIONAL TRAINING SCHOOL	113,000	113,000	
22	PLANNING AND DESIGN (ED 7-15)			
23	ED 16 MATANUSKA - SUSITNA			
24	PALMER LIBRARY (ED 16)	1,000,000	1,000,000	
25	ED 18-21 FAIRBANKS DISTRICT			
26	FAIRBANKS - EMPRESS THEATER ORGAN PURCHASE/	75,000	75,000	

1	GRANTS TO MUNICIPALITIES (AS 37.05.315) (CONT.)				1
2			APPROPRIATION	APPROPRIATION	FUND SOURCES
3		ALLOCATIONS	ITEMS	GENERAL FUND	OTHER FUNDS
4	RELOCATION (ED 18-21)				
5	FAIRBANKS NORTH STAR BOROUGH				
6	WIEN LIBRARY COMPUTER (ED 18-21)		72,000	72,000	
7	NORTH POLE JUNIOR HIGH SCHOOL BLEACHERS AND		150,000	150,000	
8	ELECTRICAL SERVICE (ED 18-21)				
9	MEN'S HOCKEY TOURNAMENT (ED 18-21)		100,000	100,000	
10	ARCTIC WINTER GAMES (ED 18-21)		85,000	85,000	
11	HAMME/WESTCOTT POOLS REHABILITATION (ED 18-21)		1,300,000	1,300,000	
12	LIBRARY COLLECTION DEVELOPMENT (ED 18-21)		75,000	75,000	
13	KODIAK ISLAND BOROUGH				
14	KODIAK ISLAND SCHOOL UPGRADE (ED 27)		169,000	169,000	
15	MATANUSKA SUSITNA BOROUGH				
16	MATANUSKA SUSITNA BOROUGH SCHOOL LIFE		250,000	250,000	
17	SAFETY REPAIR (ED 16)				
18	MUSEUMS AND HISTORICAL MONUMENT (ED 16)		65,000	65,000	
19	HEALTH				
20	ED 2 INSIDE PASSAGE - CORDOVA				
21	CORDOVA - HOSPITAL (ED 2)		6,000,000	6,000,000	
22	CRAIG - AMBULANCE (ED 2)		10,000	10,000	
23	ED 6 NORTH KENAI - SOUTH COAST				
24	WHITTIER - HEALTH FACILITY EQUIPMENT (ED 6)		36,300	36,300	
25	ED 7-15 ANCHORAGE DISTRICT				
26	ANCHORAGE - COMMUNITY MENTAL HEALTH CENTER (ED 7-15)		800,000	800,000	

1 GRANTS TO MUNICIPALITIES (AS 37.05.315) (CONT.)		2 APPROPRIATION		2 APPROPRIATION FUND SOURCES	
3	3	3 ALLOCATIONS	3 ITEMS	3 GENERAL FUND	3 OTHER FUNDS
4	JUNEAU - WELL NUMBER 3 CONNECTION (ED 4)		37,500	37,500	
5	JUNEAU - SWITZER CREEK TO AIRPORT WATER PROJECT (ED 4)		868,800	868,800	
6	JUNEAU - VALLEY WELL TESTING (ED 4)		90,000	90,000	
7	JUNEAU - PINWOOD PARK AREA WATER PROJECT (ED 4)		932,000	932,000	
8	JUNEAU - SWITZER CREEK TO AIRPORT DISTRICT WATER (ED 4)		172,500	172,500	
9	JUNEAU - AIRPORT TO AUKE LAKE WATER PROJECT (ED 4)		752,200	752,200	
10	JUNEAU - 12TH STREET WATER PROJECT (ED 4)		250,000	250,000	
11	JUNEAU - WATERLINE REPLACEMENT (ED 4)		150,000	150,000	
12	ED 6 NORTH KENAI - SOUTH COAST				
13	VALDEZ - LOOP ROAD WATER DISTRICT SYSTEM (ED 6)		554,200	554,200	
14	SEWARD - LOWELL CREEK STORM SEWER REPAIR (ED 6)		3,100,000	3,100,000	
15	ED 7-15 ANCHORAGE DISTRICT				
16	ANCHORAGE - SHIP CREEK WATER TREATMENT PLANT (ED 7-15)		3,300,000	3,300,000	
17	ANCHORAGE - EKLUTNA WATER PROJECT (ED 7-15)		16,650,000	16,650,000	
18	ANCHORAGE - SOUTH ANCHORAGE WATER DEVELOPMENT (ED 7-15)		4,000,000	4,000,000	
19	ANCHORAGE - SOCCER/SOFTBALL FIELD DEVELOPMENT (ED 7-15)		800,000	800,000	
20	ANCHORAGE - PARK DEVELOPMENT IMPROVEMENTS/		162,000	162,000	
21	OCEANVIEW BLUFF PARK/JOHN'S PARK AND STEPHENSON PARK (ED				
22	7-15)				
23	ANCHORAGE - ISAAC WALTON LEAGUE SHOOTING RANGE		50,000	50,000	
24	LAND PURCHASE (ED 7-15)				

1 GRANTS TO MUNICIPALITIES (AS 37.05.315) (CONT.)

	ALLOCATIONS	APPROPRIATION ITEMS	APPROPRIATION GENERAL FUND	FUND SOURCES OTHER FUNDS	
4	ANCHORAGE - ED 11 DRAINAGE (ED 7-15)	80,000	80,000		4
5	ANCHORAGE - WOODSTAVE LINE REPLACEMENT (ED 7-15)	153,000	153,000		5
6	ANCHORAGE - LAKE OTIS PARK AMERICAN LEGION FIELD (ED 7-15)	135,000	135,000		6
7	ANCHORAGE - VALLEY STREET NEIGHBORHOOD PARK (ED 7-15)	90,900	90,900		7
8	ANCHORAGE - CHUGACH FOOTHILLS PARKS IMPROVEMENTS (ED 7-15)	50,000	50,000		8
9	ED 16 MATANUSKA - SUSITNA				9
10	WASILLA - WASTEWATER FACILITY (ED 16)	3,121,500	3,121,500		10
11	PALMER - SEWAGE PLANT EXPANSION (ED 16)	2,370,000	2,370,000		11
12	WASILLA - PARKS IMPROVEMENTS (ED 16)	75,000	75,000		12
13	ED 17 INTERIOR HIGHWAYS				13
14	NENANA - WATER AND SEWER SYSTEM PHASE II (ED 17)	45,000	45,000		14
15	ED 18-21 FAIRBANKS DISTRICT				15
16	FAIRBANKS - VAN HORN INTERCEPTOR (ED 18-21)	360,000	360,000		16
17	FAIRBANKS - DOWNTOWN UTILITY UPGRADE (ED 18-21)	1,465,900	1,465,900		17
18	ED 22 NORTH SLOPE - KOTZEBUE				18
19	KAKTOVIK - GREY WATER FACILITY (ED 22)	450,000	450,000		19
20	NOORVIK - WATER & SEWER EXPANSION (ED 22)	600,000	600,000		20
21	KOTZEBUE - WATER & SEWER EXPANSION (ED 22)	1,100,000	1,100,000		21
22	ED 23 NORTON SOUND				22
23	CHEVAK - WATER & SEWER PROJECT (ED 23)	798,000	798,000		23
24	GAMBELL - WATER & SEWER (ED 23)	15,000	15,000		24

1	GRANTS TO MUNICIPALITIES (AS 37.05.315) (CONT.)				1
2			APPROPRIATION	APPROPRIATION	FUND SOURCES
3		ALLOCATIONS	ITEMS	GENERAL FUND	OTHER FUNDS
4	KOTLIK - WATER & SEWER (ED 23)		22,000	22,000	
5	NOME - WATER & SEWER SYSTEM (ED 23)		1,000,000	1,000,000	
6	SCAMMON BAY - WATER & SEWER (ED 23)		350,000	350,000	
7	SAVOONGA - WATER AND SEWER (ED 23)		450,000	450,000	
8	SAVOONGA - PUNIK ISLAND WATER TANK (ED 23)		2,000	2,000	
9	SHAKTOOLIK - FISHERIES BUILDING (ED 23)		75,000	75,000	
10	STEBBINS - REINDEER AND COMMERCIAL FISH		66,000	66,000	
11	FEASIBILITY STUDY (ED 23)				
12	WALES - WATER AND SEWER FEASIBILITY STUDY (ED 23)		50,000	50,000	
13	ED 24 INTERIOR RIVERS				
14	FORT YUKON - WATER & SEWER SYSTEM (ED 24)		3,700,000	3,700,000	
15	GALENA - WATER & SEWER (ED 24)		2,500,000	2,500,000	
16	MCGRATH - WATER DELIVERY PHASE I (ED 24)		1,150,000	1,150,000	
17	NULATO - WATER & SEWER PHASE I (ED 24)		1,000,000	1,000,000	
18	FORT YUKON - AGRICULTURE (ED 24)		20,000	20,000	
19	HUGHES - WATER AND SEWER REPAIRS (ED 24)		121,000	121,000	
20	PILOT STATION - WATER AND SEWER REPAIRS (ED 24)		80,000	80,000	
21	ED 25 LOWER KUSKOKWIM				
22	GOODNEWS BAY - WATER AND SEWER STUDY (ED 25)		100,000	100,000	
23	KASIGLUK - WATER AND SEWER FEASIBILITY STUDY (ED 25)		40,000	40,000	
24	ED 26 BRISTOL BAY - ALEUTIAN ISLANDS				
25	DILLINGHAM - WATER IMPROVEMENTS (ED 26)		300,000	300,000	

1 GRANTS TO MUNICIPALITIES (AS 37.05.315) (CONT.)		2		3
		APPROPRIATION	APPROPRIATION	FUND SOURCES
		ALLOCATIONS	GENERAL FUND	OTHER FUNDS
		ITEMS		
4	NEWHALEN-ILIAMNA WATER DEVELOPMENT (ED 26)	340,000	340,000	4
5	MANOKOTAK - WATER AND SEWER EXTENSIONS (ED 26)	40,000	40,000	5
6	ED 27 KODIAK - EAST ALASKA PENINSULA			6
7	KODIAK - NEAR ISLAND WATER & SEWER DEVELOPMENT (ED 27)	350,000	350,000	7
8	OLD HARBOR - SEWER RENOVATION (ED 27)	1,160,000	1,160,000	8
9	BRISTOL BAY BOROUGH			9
10	SOUTHNAKNEK - VILLAGE WELL (ED 26)	87,000	87,000	10
11	SOLID WASTE FACILITIES (ED 26)	300,000	300,000	11
12	FAIRBANKS NORTH STAR BOROUGH			12
13	CHENA LAKES RECREATION AREA (ED 18-21)	285,000	285,000	13
14	TANANA VALLEY FAIR AGRICULTURE MUSEUM (ED 18-21)	100,000	100,000	14
15	TWO RIVERS PARKS AND PLAYGROUND (ED 18-21)	17,200	17,200	15
16	CHENA HOT SPRINGS WINTER TRAIL (ED 18-21)	50,000	50,000	16
17	MATANUSKA SUSITNA BOROUGH			17
18	KNIK ROAD PARKS AND RECREATION (ED 16)	120,000	120,000	18
19	CAMPER PARKS IN PLAMER AND WASILLA (ED 16)	800,000	800,000	19
20	HISTORICAL PRESERVATION (ED 16)	236,000	236,000	20
21	MAT-SU ICE ARENA RESTROOMS AND EQUIPMENT (ED 16)	125,000	125,000	21
22	PUBLIC PROTECTION			22
23	ED 2 INSIDE PASSAGE - CORDOVA			23
24	CORDOVA - FIRE ENGINE (ED 2)	75,000	75,000	24
25	ANGOON - CITY HALL/COURTROOM CONSTRUCTION (ED 2)	50,000	50,000	25

1	GRANTS TO MUNICIPALITIES (AS 37.05.315) (CONT.)				1
2			APPROPRIATION	APPROPRIATION FUND SOURCES	2
3		ALLOCATIONS	ITEMS	GENERAL FUND	OTHER FUNDS
4	ED 3 BARANOF - CHICHAGOF				
5	PELICAN - FIRE TRUCK (ED 3)		75,000	75,000	
6	TENAKEE - SEARCH AND RESCUE VESSEL (ED 3)		20,000	20,000	
7	ED 6 NORTH KENAI - SOUTH COAST				
8	VALDEZ - FIRE STATION REPAIRS (ED 6)		65,000	65,000	
9	ED 18-21 FAIRBANKS DISTRICT				
10	NORTH POLE - FIRE DEPARTMENT EQUIPMENT (ED 18-21)		40,300	40,300	
11	ED 22 NORTH SLOPE - KOTZEBUE				
12	KOTZEBUE - SNORKEL LADDER FIRE TRUCK (ED 22)		100,000	100,000	
13	NOORVIK - FIRE EQUIPMENT/STATION UPGRADE (ED 22)		25,000	25,000	
14	ED 23 NORTON SOUND				
15	SAVOONGA - SEARCH AND RESCUE (ED 23)		25,000	25,000	
16	STEBBINS - PUBLIC SAFETY BUILDING (ED 23)		100,000	100,000	
17	ED 24 INTERIOR RIVERS				
18	NIKOLAI - FIRE EQUIPMENT (ED 24)		30,000	30,000	
19	ED 26 BRISTOL BAY - ALEUTIAN ISLANDS				
20	ALEKNAGIK - FIRE FIGHTING EQUIPMENT (ED 26)		81,600	81,600	
21	DILLINGHAM - FIRE SUBSTATION AND EQUIPMENT (ED 26)		375,000	375,000	
22	FAIRBANKS NORTH STAR BOROUGH				
23	BOROUGH FIRE SERVICE AREA PROJECTS (ED 18-21)		960,300	960,300	
24	NORTH POLE EMERGENCY EQUIPMENT (ED 18-21)		11,000	11,000	
25	SALCHA EMERGENCY EQUIPMENT (ED 18-21)		8,300	8,300	

1 GRANTS TO MUNICIPALITIES (AS 37.05.315) (CONT.)

2		APPROPRIATION	APPROPRIATION	FUND SOURCES	2
3		ITEMS	GENERAL FUND	OTHER FUNDS	3
4	ALLOCATIONS				4
5	FMH - EMERGENCY EQUIPMENT (ED 18-21)	6,000	6,000		5
6	MATANUSKA-SUSITNA BOROUGH				6
7	FIREHALLS, FIRE EQUIPMENT, EMS EQUIPMENT (ED 16)	1,060,000	1,060,000		7
8	ADMINISTRATION OF JUSTICE				8
9	ED 2 INSIDE PASSAGE - CORDOVA				9
10	HYDABURG - JAIL FACILITIES (ED 2)	50,000	50,000		10
11	ED 7-15 ANCHORAGE DISTRICT				11
12	ANCHORAGE - POLICE HEADQUARTERS ROOF (ED 7-15)	400,000	400,000		12
13	ED 18-21 FAIRBANKS DISTRICT				13
14	NORTH POLE - PUBLIC SAFETY EQUIPMENT (ED 18-21)	100,000	100,000		14
15	ED 27 KODIAK - EAST ALASKA PENNINSULA				15
16	KODIAK - JAIL ADDITION (ED 27)	400,000	400,000		16
17	KODIAK - POLICE DOGS (ED 27)	25,000	25,000		17
18	DEVELOPMENT				18
19	ED 1 KETCHIKAN - WRANGELL - PETERSBURG				19
20	KUPREANOF - TOWN HALL (ED 1)	40,000	40,000		20
21	ED 2 INSIDE PASSAGE - CORDOVA				21
22	KAKE - TEEN CENTER RENOVATION (ED 2)	20,000	20,000		22
23	KAKE - TEEN CENTER EQUIPMENT (ED 2)	5,000	5,000		23
24	KAKE - GARBAGE TRUCK (ED 2)	40,000	40,000		24
25	KASAAN - PLAYGROUND (ED 2)	20,000	20,000		25
26	SKAGWAY - SKAGUA TRADITIONAL VILLAGE/COMMUNITY	20,000	20,000		26
27	BUILDING PHASE I (ED 2)				27

	APPROPRIATION		APPROPRIATION FUND SOURCES	
	ALLOCATIONS	ITEMS	GENERAL FUND	OTHER FUNDS
1 GRANTS TO MUNICIPALITIES (AS 37.05.315) (CONT.)				
2				
3				
4 ED 6 NORTH KENAI - SOUTH COAST				
5 SEWARD - ELECTRICAL INTERTIE (ED 6)		1,800,000	1,800,000	
6 SEWARD - COAL LOADING FACILITY (ED 6)		500,000	500,000	
7 ED 7-15 ANCHORAGE DISTRICT				
8 ANCHORAGE - UTILITY RATE-PAYER RESEARCH PROJECT (ED 7-15)		130,000	130,000	
9 ED 16 MATANUSKA - SUSITNA				
10 PALMER - SENIOR CENTER (ED 16)		125,000	125,000	
11 WASILLA - SENIOR CENTER GARAGE (ED 16)		100,000	100,000	
12 ED 18-21 FAIRBANKS DISTRICT				
13 FAIRBANKS - SOUTH FAIRBANKS COMMUNITY CENTER (ED 18-21)		250,000	250,000	
14 FAIRBANKS - STERNWHEELER NENANA		175,000	175,000	
15 RESTORATION/STABILIZATION (ED 18-21)				
16 FAIRBANKS - MUS TELEPHONE EXPANSION (ED 18-21)		110,000	110,000	
17 ED 22 NORTH SLOPE - KOTZEBUE				
18 BARROW - COMMUNITY CENTER (ED 22)		3,000,000	3,000,000	
19 NOORVIK - YOUTH RECREATION (ED 22)		20,000	20,000	
20 SELAWIK - WASHETERIA (ED 22)		500,000	500,000	
21 ED 23 NORTON SOUND				
22 BREVIG MISSION - COMBINED FACILITY (ED 23)		100,000	100,000	
23 GAMBELL - COMBINED FACILITY (ED 23)		275,000	275,000	
24 HOOPER BAY - ECONOMICAL COMPREHENSIVE		100,000	100,000	
25 DEVELOPMENT PLAN (ED 23)				

1 GRANTS TO MUNICIPALITIES (AS 37.05.315) (CONT.)		2		1		
3		ALLOCATIONS	APPROPRIATION	APPROPRIATION FUND SOURCES	2	
4			ITEMS	GENERAL FUND	OTHER FUNDS	3
4	HOOPER BAY - MUNICIPAL BUILDING (ED 23)		100,000	100,000		4
5	SAVOONGA - OFFICE BUILDING (ED 23)		85,000	85,000		5
6	SHELDON POINT - ELECTRICAL GENERATION SYSTEM (ED 23)		225,000	225,000		6
7	WHITE MOUNTAIN - COMBINED FACILITY (ED 23)		190,000	190,000		7
8	NOME-NOME ESKIMO COMMUNITY BUILDING & WAREHOUSE (ED 23)		40,000	40,000		8
9	NOME - NOME ESKIMO COMMUNITY GREENHOUSE (ED 23)		20,000	20,000		9
10	NOME - NOME ESKIMO COMMUNITY NATIVE FOOD		65,000	65,000		10
11	PROCESSING STUDY AND PLANT CONSTRUCTION (ED 23)					11
12	NOME-NOME ESKIMO COMMUNITY RESOURCE DEVELOPMENT		75,000	75,000		12
13	ARTS AND CRAFTS EQUIPMENT PURCHASE (ED 23)					13
14	ED 24 INTERIOR RIVERS					14
15	SHAGELUK - COMMUNITY HALL SHORTFALL (ED 24)		10,000	10,000		15
16	ANVIK - CITY HALL (ED 24)		130,000	130,000		16
17	CHUATHBALUK - COMMUNITY FACILITY (ED 24)		200,000	200,000		17
18	MOUNTAIN VILLAGE - COMMUNITY BUILDING (ED 24)		225,000	225,000		18
19	NULATO - SURVEY (ED 24)		12,000	12,000		19
20	NULATO - SENIOR HOUSING (ED 24)		21,000	21,000		20
21	RUBY - COMMUNITY INFORMATION SERVICES (ED 24)		90,000	90,000		21
22	TANANA - FACILITY IMPROVEMENTS (ED 24)		200,000	200,000		22
23	TANANA - MISSION RESTORATION (ED 24)		85,000	85,000		23
24	TULUKSAK - CITY OFFICE BUILDING (ED 24)		150,000	150,000		24

1 GRANTS TO MUNICIPALITIES (AS 37.05.315) (CONT.)		2 APPROPRIATION		3 APPROPRIATION FUND SOURCES	
4	5	6 ALLOCATIONS	7 ITEMS	8 GENERAL FUND	9 OTHER FUNDS
10	GALENA - ENERGY RETROFIT (ED 24)		25,000	25,000	
11	FORTUNA LEDGE - MULTI-USE BUILDING SHORTFALL (ED 24)		40,000	40,000	
12	ED 25 LOWER KUSKOKWIM				
13	KWIGILLINGOK - CITY OFFICES (ED 25)		100,000	100,000	
14	ED 26 BRISTOL BAY - ALEUTIAN ISLANDS				
15	NONDALTON - MUNICIPAL BUILDING COMPLETION (ED 26)		80,000	80,000	
16	ST PAUL - MUNICIPAL PLANNING AND COMMUNITY		85,000	85,000	
17	DEVELOPMENT (ED 26)				
18	TOGIK - MUNICIPAL LAND SURVEY (ED 26)		14,200	14,200	
19	NORTH SLOPE BOROUGH				
20	NUIQSUT - LIQUIFIED NATURAL GAS PROJECT (ED 22)		750,000	750,000	
21	POINT HOPE - WATER DELIVERY VEHICLE (ED 22)		75,000	75,000	
22	ARCTIC NETWORK POLICY PROJECT (ED 22)		127,500	127,500	
23	FAIRBANKS NORTH STAR BOROUGH				
24	CAPITAL PROJECTS PRE-DESIGN FUND (ED 18-21)		200,000	200,000	
25	NOYES SLOUGH CLEAN-UP (ED 18-21)		306,800	306,800	
26	TRANSPORTATION				
27	ED 1 KETCHIKAN - WRANGELL - PETERSBURG				
28	KETCHIKAN - MT POINT & MUD BIGHT SUBDIVISION		300,000	300,000	
29	IMPROVEMENT (ED 1)				
30	ED 2 INSIDE PASSAGE - CORDOVA				
31	HAINES - CHILKAT CENTER PARKING LOT (ED 2)		50,000	50,000	

1 GRANTS TO MUNICIPALITIES (AS 37.05.315) (CONT.)		2 APPROPRIATION		3 APPROPRIATION FUND SOURCES	
4	5	6 ALLOCATIONS	7 ITEMS	8 GENERAL FUND	9 OTHER FUNDS
10	HAINES - LUTAK DOCK CAMPER PARK (ED 2)		20,000	20,000	
11	HAINES - WATERFRONT/ASMA IMPROVEMENTS (ED 2)		50,000	50,000	
12	HYDABURG - ROAD TO SUBDIVISION (ED 2)		27,000	27,000	
13	KLAWOCK - ROAD IMPROVEMENTS (ED 2)		50,000	50,000	
14	SKAGWAY - HISTORIC DISTRICT STORM DRAIN & PAVING (ED 2)		35,000	35,000	
15	SKAGWAY - SMALL BOAT HARBOR UPGRADE (ED 2)		20,000	20,000	
16	YAKUTAT - ROAD REPAIRS (ED 2)		20,000	20,000	
17	ED 3 BARANOF - CHICHAGOF				
18	SITKA-GRANITE CREEK PEDESTRIAN BRIDGE/BIKE PATH/ 19 WALKWAY (ED 3)		84,000	84,000	
20	ED 4 JUNEAU				
21	JUNEAU - EGAN DRIVE INTERCHANGE (ED 4)		50,000	50,000	
22	JUNEAU - MENDENHALL RIVER GREENBELT (ED 4)		800,000	800,000	
23	ED 5 KENAI - COOK INLET				
24	KENAI - STREET IMPROVEMENTS (ED 5)		884,000	884,000	
25	HOMER - STREET IMPROVEMENTS (ED 5)		632,000	632,000	
26	SELDOVIA - ROAD IMPROVEMENTS (ED 5)		50,000	50,000	
27	SOLDOTNA - STREET IMPROVEMENTS (ED 5)		550,000	550,000	
28	SOLDOTNA - AIRPORT EXPANSION PROJECT (ED 5)		140,000	140,000	
29	ED 6 NORTH KENAI - SOUTH COAST				
30	VALDEZ - BOAT HARBOR (ED 6)		1,000,000	1,000,000	
31	ED 7-15 ANCHORAGE DISTRICT				
32	ANCHORAGE - FOOTPATHS CONSTRUCTION ED 8 (ED 7-15)		300,000	300,000	

1	GRANTS TO MUNICIPALITIES (AS 37.05.315) (CONT.)		1
2		ALLOCATIONS	2
3		APPROPRIATION	3
4		ITEMS	4
5		GENERAL FUND	5
6		OTHER FUNDS	6
7			7
8			8
9			9
10			10
11			11
12			12
13			13
14			14
15			15
16			16
17			17
18			18
19			19
20			20
21			21
22			22
4	ANCHORAGE - BIRCH ROAD BIKE TRAIL (ED 7-15)	150,000	150,000
5	ANCHORAGE-LITTLE RABBIT CREEK/POTTER VALLEY	85,000	85,000
6	STORM DRAINAGE STUDY (ED 7-15)		
7	ANCHORAGE-OLD SEWARD HIGHWAY-KLATT ROAD BIKE	380,000	380,000
8	TRAIL (ED 7-15)		
9	ANCHORAGE-ED 10 ROAD IMPROVEMENT MATCH (ED 7-15)	556,400	556,400
10	ANCHORAGE-ED 11 MISCELLANEOUS ALLEY IMPROVEMENTS (ED 7-15)	504,000	504,000
11	ANCHORAGE - TURNAGAIN BOULEVARD RECONSTRUCTION (ED 7-15)	200,000	200,000
12	ANCHORAGE - MERRILL FIELD AIRPORT TERMINAL (ED 7-15)	150,000	150,000
13	ANCHORAGE - SPEED SAFETY LIGHTS & SPEED BUMPS (ED 7-15)	40,000	40,000
14	ANCHORAGE - BAXTER ROAD BIKE TRAIL/WALKWAY (ED 7-15)	380,000	380,000
15	ANCHORAGE - CAMPBELL CREEK TRAIL BRIDGES (ED 7-15)	100,000	100,000
16	ANCHORAGE - TUDOR/MULDOON ROAD IMPROVEMENT (ED 7-15)	150,000	150,000
17	ANCHORAGE - EAST SIXTH AVENUE UPGRADE (ED 7-15)	490,000	490,000
18	ANCHORAGE - LAKE OTIS EXTENSION (ED 7-15)	1,400,000	1,400,000
19	ANCHORAGE - A-C RIGHT OF WAY (ED 7-15)	2,000,000	2,000,000
20	ANCHORAGE - DENALI - 36TH TO 40TH (ED 7-15)	400,000	400,000
21	ANCHORAGE -6TH AVENUE ROAD IMPROVEMENT (ED 7-15)	750,000	750,000
22	ANCHORAGE - DUBEN STREET ROAD IMPROVEMENT (ED 7-15)	700,000	700,000

GRANTS TO MUNICIPALITIES (AS 37.05.315) (CONT.)		APPROPRIATION		APPROPRIATION FUND SOURCES
	ALLOCATIONS	ITEMS	GENERAL FUND	OTHER FUNDS
ANCHORAGE - CREEKSIDE STREET ROAD IMPROVEMENT (ED 7-15)		150,000	150,000	
ANCHORAGE - PORT OF ANCHORAGE (ED 7-15)		2,800,000	2,800,000	
ED 7-15 ANCHORAGE DISTRICT 11 ROADS		1,000,000	1,000,000	
SPENARD/MCCRAE (ED 7-15)	200,000			
WISCONSIN (ED 7-15)	10,000			
TURNAGAIN (ED 7-15)	790,000			
ED 16 MATANUSKA - SUSITNA				
HOUSTON - ROADS (ED 16)		480,000	480,000	
WASILLA - ROAD MAINTENANCE EQUIPMENT (ED 16)		125,000	125,000	
ED 17 INTERIOR HIGHWAYS				
ANDERSON - ROAD IMPROVEMENTS (ED 17)		800,000	800,000	
NENANA - ROAD IMPROVEMENTS (ED 17)		185,000	185,000	
ED 18-21 FAIRBANKS DISTRICT				
FAIRBANKS - PUBLIC WORKS EQUIPMENT (ED 18-21)		245,000	245,000	
FAIRBANKS - CITY STREET DESIGN & CONSTRUCTION (ED 18-21)		1,000,000	1,000,000	
FAIRBANKS - FDA BAR BLOCK PARKING GARAGE,		4,725,000	4,725,000	
ED 18-21 NORDSTROM LAND ACQUISITION (ED 18-21)				
ED 22 NORTH SLOPE - KOTZEBUE				
BUCKLAND - CITY STREETS (ED 22)		200,000	200,000	
WAINWRIGHT RECREATION ROAD (ED 22)		562,500	562,500	
ED 23 NORTON SOUND				
GOLOVIN - HEAVY EQUIPMENT (ED 23)		221,000	221,000	

1	GRANTS TO MUNICIPALITIES (AS 37.05.315) (CONT.)				1
2		ALLOCATIONS	APPROPRIATION	APPROPRIATION	FUND SOURCES
3			ITEMS	GENERAL FUND	OTHER FUNDS
4	KOTLIK - AIRPORT UPGRADE (ED 23)		1,500,000	1,500,000	
5	KOYUK - CITY STREETS COMPLETION (ED 23)		100,000	100,000	
6	KOYUK - HEAVY EQUIPMENT (ED 23)		250,000	250,000	
7	ST MICHAEL - HEAVY EQUIPMENT (ED 23)		275,000	275,000	
8	SCAMMON BAY - HEAVY EQUIPMENT (ED 23)		250,000	250,000	
9	SCAMMON BAY - RUNWAY LIGHTS (ED 23)		325,000	325,000	
10	TELLER - SEAWALL PROJECT (ED 23)		200,000	200,000	
11	TELLER - ROAD EQUIPMENT & MAINTENANCE (ED 23)		250,000	250,000	
12	UNALAKLEET - EMERGENCY LIGHTING (ED 23)		25,000	25,000	
13	WALES - LOPP LAGOON ROAD COMPLETION (ED 23)		100,000	100,000	
14	WALES - SMALL BOAT HARBOR FEASIBILITY STUDY (ED 23)		50,000	50,000	
15	WALES - HEAVY EQUIPMENT SHELTER COMPLETION (ED 23)		35,000	35,000	
16	ED 24 INTERIOR RIVERS				
17	HUSLIA - EROSION CONTROL (ED 24)		150,000	150,000	
18	ALLAKAKET - MAINTENANCE GARAGE (ED 24)		60,000	60,000	
19	ALLAKAKET - TRUCK (ED 24)		25,000	25,000	
20	ANIAK - ROAD IMPROVEMENT AND CONSTRUCTION (ED 24)		200,000	200,000	
21	FORT YUKON - ROADS (ED 24)		350,000	350,000	
22	GALENA - HEAVY EQUIPMENT (ED 24)		175,000	175,000	
23	HOLY CROSS - AIRPORT EXTENSION (ED 24)		360,000	360,000	
24	KALTAG - MAINTENANCE GARAGE (ED 24)		100,000	100,000	
25	LOWER KALSKAG - DUMP TRUCK (ED 24)		40,000	40,000	

1	GRANTS TO MUNICIPALITIES (AS 37.05.315) (CONT.)				1
2		ALLOCATIONS	APPROPRIATION	APPROPRIATION FUND SOURCES	2
3			ITEMS	GENERAL FUND	OTHER FUNDS
3					3
4	MCGRATH - ROADS (ED 24)		200,000	200,000	4
5	MOUNTAIN VILLAGE - VILLAGE MAINTENANCE FACILITY (ED 24)		80,000	80,000	5
6	NULATO - ROADS (ED 24)		150,000	150,000	6
7	PILOT STATION - GRAVEL (ED 24)		40,000	40,000	7
8	RUBY - HEAVY EQUIPMENT (ED 24)		150,000	150,000	8
9	RUSSIAN MISSION - ROAD AND FACILITY (ED 24)		75,000	75,000	9
10	SHAGELUK - BARGE ENGINE (ED 24)		25,000	25,000	10
11	ED 25 LOWER KUSKOKWIM				11
12	EEK - ROAD DEVELOPMENT (ED 25)		450,000	450,000	12
13	KASIGLUK - EROSION STUDY (ED 25)		40,000	40,000	13
14	NAPAKIAK - EROSION CONTROL STUDY (ED 25)		75,000	75,000	14
15	ED 26 BRISTOL BAY - ALEUTIAN ISLANDS				15
16	AKUTAN - DOCK PLANNING AND ENGINEERING (ED 26)		200,000	200,000	16
17	ALEKNAGIK - AIRPORT SHELTER/DEPOT (ED 26)		15,000	15,000	17
18	ALEKNAGIK - HEAVY EQUIPMENT (ED 26)		55,000	55,000	18
19	ALEKNAGIK - STREET LIGHTING (ED 26)		60,000	60,000	19
20	ALEKNAGIK-MAINTENANCE/EQUIPMENT STORAGE BUILDING (ED 26)		84,000	84,000	20
21	DILLINGHAM-DESIGN & CONSTRUCTION OF STREET		400,000	400,000	21
22	IMPROVEMENTS (ED 26)				22
23	NEW STUYAHOK - ROAD IMPROVEMENTS (ED 26)		360,000	360,000	23
24	TOGIAK - ROAD UPGRADE (ED 26)		75,000	75,000	24

1	GRANTS TO MUNICIPALITIES (AS 37.05.315) (CONT.)	APPROPRIATION		APPROPRIATION FUND SOURCES		1
		ALLOCATIONS	ITEMS	GENERAL FUND	OTHER FUNDS	
4	BRISTOL BAY BOROUGH					4
5	NAKNEK - DOCK DEVELOPMENT (ED 26)		170,000	170,000		5
6	SOUTH NAKNEK BEACH ACCESS ROAD (ED 26)		75,000	75,000		6
7	FAIRBANKS NORTH STAR BOROUGH					7
8	CHATANIKA ROAD CULVERTS (ED 18-21)		1,000	1,000		8
9	ROAD PROJECTS (ED 18-21)		168,000	168,000		9
10	KENAI PENINSULA BOROUGH					10
11	GREER ROAD (ED 5)		100,000	100,000		11
12	KODIAK ISLAND BOROUGH					12
13	AKHIOK - EROSION CONTROL (ED 27)		50,000	50,000		13
14	KARLUK - BOARDWALKS (ED 27)		50,000	50,000		14
15	OLD HARBOR - EROSION AND FLOOD CONTROL (ED 27)		75,000	75,000		15
16	MATANUSKA - SUSITNA BOROUGH					16
17	LIFE SAFETY ACCESS (ED 16)		104,000	104,000		17
18	LOCAL ROAD IMPROVEMENTS (ED 16)		143,000	143,000		18
19	SEWARD MERIDIAN ROAD (ED 16)		293,000	293,000		19
20	GENERAL GOVERNMENT					20
21	ED 5 KENAI - COOK INLET					21
22	SEWARD - SENIOR CITIZEN BUS (ED 6)		22,500	22,500		22
23	ED 26 BRISTOL BAY - ALEUTIAN ISLANDS					23
24	DILLINGHAM - SENIOR CITIZEN CENTER (ED 26)		300,000	300,000		24

	ALLOCATIONS	APPROPRIATION ITEMS	APPROPRIATION GENERAL FUND	FUND SOURCES OTHER FUNDS	
1					1
2					2
3	*****	*****			3
4	***** UNINCORPORATED COMMUNITY GRANTS (AS 37.05.317)	*****			4
5	*****	*****			5
6	EDUCATION				6
7	ED 2 INSIDE PASSAGE - CORDOVA				7
8	KLUKWAN - ARTIFACT STORAGE BUILDING (ED 2)	1,100	1,100		8
9	HEALTH				9
10	ED 17 INTERIOR HIGHWAYS				10
11	CANTWELL - EMERGENCY MEDICAL TRAINING EQUIPMENT (ED 17)	4,100	4,100		11
12	ED 24 INTERIOR RIVERS				12
13	TAKOTNA - CLINIC (ED 24)	100,000	100,000		13
14	ED 26 BRISTOL BAY - ALEUTIAN ISLANDS				14
15	ECEGIK - CLINIC/COMMUNITY CENTER IMPROVEMENTS (ED 26)	60,200	60,200		15
16	NATURAL RESOURCE MANAGEMENT				16
17	ED 17 INTERIOR HIGHWAYS				17
18	KENNY LAKE - WATER, SEWER & PUBLIC BUILDINGS (ED 17)	148,000	148,000		18
19	DOT LAKE - WATER SYSTEM (ED 17)	225,000	225,000		19
20	ED 24 INTERIOR RIVERS				20
21	EVANSVILLE - WELL (ED 24)	30,000	30,000		21
22	STONY RIVER - WELL (ED 24)	20,000	20,000		22
23	VENETIE - AGRICULTURE PROJECT (ED 24)	95,000	95,000		23
24	STEVENS VILLAGE - WATER AND SEWER (ED 24)	265,000	265,000		24

	ALLOCATIONS	APPROPRIATION ITEMS	APPROPRIATION GENERAL FUND	FUND SOURCES OTHER FUNDS
1 UNINCORPORATED COMMUNITY GRANTS (AS 37.05.317) (CONT.)				
2				
3				
4 BIRCH CREEK - WATER (ED 24)		75,000	75,000	
5 MINTO - WATER AND SEWER PHASE I (ED 24)		1,000,000	1,000,000	
6 PUBLIC PROTECTION				
7 ED 6 NORTH KENAI - SOUTH COAST				
8 MOOSE PASS - FIRE TRUCK (ED 6)		70,000	70,000	
9 ED 17 INTERIOR HIGHWAYS				
10 NORTHWAY - FIRE HALL (ED 17)		312,000	312,000	
11 DEVELOPMENT				
12 ED 1 KETCHIKAN - WRANGELL - PETERSBURG				
13 HYDER - MUNICIPAL PROJECTS (ED 1)		40,000	40,000	
14 ED 17 INTERIOR HIGHWAYS				
15 TANACROSS - LAUNDROMAT REPAIR (ED 17)		25,000	25,000	
16 HEALY LAKE - COMMUNITY HALL (ED 17)		37,000	37,000	
17 KENNY LAKE - ELECTRICAL SERVICE (ED 17)		138,000	138,000	
18 ED 24 INTERIOR RIVERS				
19 BEAVER - ELECTRIFICATION (ED 24)		240,000	240,000	
20 RAMPART - ELECTRIFICATION (ED 24)		100,000	100,000	
21 RED DEVIL - ELECTRIFICATION (ED 24)		75,000	75,000	
22 ARCTIC VILLAGE - ELECTRIFICATION (ED 24)		50,000	50,000	
23 SLEETMUTE - PUBLIC FACILITIES AND		150,000	150,000	
24 COMMUNICATIONS UPGRADE (ED 24)				
25 TELIDA - ELECTRIFICATION (ED 24)		20,000	20,000	

1 * SEC. 19 THE FOLLOWING SETS OUT THE FUNDING OF THE
2 APPROPRIATIONS MADE IN THE PRECEDING SECTION OF THIS
3 ACT.

4 OFFICE OF THE GOVERNOR

5	FEDERAL RECEIPTS	336,000
6	GENERAL FUND	17,542,800
7	*** TOTAL FUNDING ***	17,878,800

8 DEPARTMENT OF ADMINISTRATION

9	FEDERAL RECEIPTS	4,262,800
10	GENERAL FUND MATCH	655,100
11	GENERAL FUND	161,195,900
12	INTER-AGENCY RECEIPTS	12,093,900
13	FICA ADMINISTRATION FUND ACCOUNT	89,700
14	PROGRAM RECEIPTS	3,808,900
15	PUBLIC EMPLOYEES RETIREMENT FUND	1,790,400
16	SURPLUS PROPERTY REVOLVING FUND	204,300
17	TEACHERS RETIREMENT SYSTEM FUND	1,370,700
18	*** TOTAL FUNDING ***	185,471,700

19 DEPARTMENT OF LAW

20	GENERAL FUND	14,642,600
21	INTER-AGENCY RECEIPTS	3,586,700
22	*** TOTAL FUNDING ***	18,229,300

23 DEPARTMENT OF REVENUE

24	FEDERAL RECEIPTS	2,875,200
25	GENERAL FUND MATCH	1,242,800
26	GENERAL FUND	94,681,000

1	PROGRAM RECEIPTS	5,753,300	1
2	PUBLIC EMPLOYEES RETIREMENT FUND	502,800	2
3	TEACHERS RETIREMENT SYSTEM FUND	502,800	3
4	*** TOTAL FUNDING ***	105,557,900	4
5	DEPARTMENT OF EDUCATION		5
6	FEDERAL RECEIPTS	29,964,400	6
7	GENERAL FUND MATCH	1,198,300	7
8	GENERAL FUND	570,097,300	8
9	INTER-AGENCY RECEIPTS	3,158,500	9
10	PROGRAM RECEIPTS	1,005,300	10
11	SCHOOL FUND (CIGARETTE TAX)	2,500,000	11
12	PUBLIC LAW 81-874/GENERAL FUND	10,891,000	12
13	TRAINING AND BUILDING FUND	250,000	13
14	*** TOTAL FUNDING ***	619,064,800	14
15	DEPARTMENT OF HEALTH & SOCIAL SERVICES		15
16	FEDERAL RECEIPTS	69,626,900	16
17	GENERAL FUND MATCH	59,283,200	17
18	GENERAL FUND	129,528,800	18
19	INTER-AGENCY RECEIPTS	3,922,700	19
20	PROGRAM RECEIPTS	240,000	20
21	TITLE 20	4,113,700	21
22	*** TOTAL FUNDING ***	266,715,300	22
23	DEPARTMENT OF LABOR		23
24	FEDERAL RECEIPTS	20,193,300	24
25	GENERAL FUND MATCH	1,103,300	25
26	GENERAL FUND	8,338,800	26

1	INTER-AGENCY RECEIPTS	6,432,400	1
2	PROGRAM RECEIPTS	243,700	2
3	SECOND INJURY FUND RESERVE ACCOUNT	1,887,400	3
4	DISABLED FISHERMANS RESERVE ACCOUNT	1,280,500	4
5	TRAINING AND BUILDING FUND	199,500	5
6	*** TOTAL FUNDING ***	39,678,900	6
7	DEPARTMENT OF COMMERCE & ECONOMIC DEVELOPMENT		7
8	GENERAL FUND	36,380,600	8
9	INTER-AGENCY RECEIPTS	2,110,600	9
10	PROGRAM RECEIPTS	6,454,500	10
11	VETERANS REVOLVING LOAN FUND	877,300	11
12	*** TOTAL FUNDING ***	45,823,000	12
13	DEPARTMENT OF MILITARY AFFAIRS		13
14	FEDERAL RECEIPTS	3,677,700	14
15	GENERAL FUND MATCH	713,100	15
16	GENERAL FUND	5,660,900	16
17	PROGRAM RECEIPTS	29,700	17
18	*** TOTAL FUNDING ***	10,081,400	18
19	DEPARTMENT OF NATURAL RESOURCES		19
20	FEDERAL RECEIPTS	3,383,500	20
21	GENERAL FUND MATCH	518,600	21
22	GENERAL FUND	39,955,900	22
23	INTER-AGENCY RECEIPTS	8,062,700	23
24	AGRICULTURAL LOAN FUND	567,100	24
25	PROGRAM RECEIPTS	199,500	25
26	*** TOTAL FUNDING ***	52,687,300	26

1	DEPARTMENT OF FISH & GAME		1
2	FEDERAL RECEIPTS	9,979,100	2
3	GENERAL FUND	45,090,200	3
4	INTER-AGENCY RECEIPTS	8,516,400	4
5	FISH AND GAME FUND	6,005,000	5
6	PROGRAM RECEIPTS	397,000	6
7	*** TOTAL FUNDING ***	69,987,700	7
8	DEPARTMENT OF PUBLIC SAFETY		8
9	FEDERAL RECEIPTS	833,900	9
10	GENERAL FUND MATCH	39,100	10
11	GENERAL FUND	74,810,100	11
12	PROGRAM RECEIPTS	584,900	12
13	*** TOTAL FUNDING ***	76,268,000	13
14	DEPARTMENT OF TRANSPORTATION/PUBLIC FACILITIES		14
15	FEDERAL RECEIPTS	150,000	15
16	GENERAL FUND	172,442,600	16
17	INTER-AGENCY RECEIPTS	61,435,800	17
18	HIGHWAY WORKING CAPITAL FUND	30,620,700	18
19	INTERNATIONAL AIRPORT REVENUE FUND	23,164,000	19
20	PROGRAM RECEIPTS	2,020,200	20
21	*** TOTAL FUNDING ***	289,833,300	21
22	DEPARTMENT OF CORRECTIONS		22
23	GENERAL FUND	68,329,000	23
24	INTER-AGENCY RECEIPTS	178,600	24
25	*** TOTAL FUNDING ***	68,507,600	25

1	DEPARTMENT OF ENVIRONMENTAL CONSERVATION		1
2	FEDERAL RECEIPTS	1,620,400	2
3	GENERAL FUND MATCH	892,200	3
4	GENERAL FUND	10,799,200	4
5	INTER-AGENCY RECEIPTS	456,200	5
6	PROGRAM RECEIPTS	45,000	6
7	*** TOTAL FUNDING ***	13,813,000	7
8	DEPARTMENT OF COMMUNITY & REGIONAL AFFAIRS		8
9	FEDERAL RECEIPTS	14,367,000	9
10	GENERAL FUND MATCH	150,000	10
11	GENERAL FUND	85,346,100	11
12	INTER-AGENCY RECEIPTS	1,795,000	12
13	PROGRAM RECEIPTS	70,400	13
14	*** TOTAL FUNDING ***	101,728,500	14
15	LEGISLATURE		15
16	GENERAL FUND	32,158,400	16
17	*** TOTAL FUNDING ***	32,158,400	17
18	ALASKA COURT SYSTEM		18
19	GENERAL FUND	34,987,900	19
20	*** TOTAL FUNDING ***	34,987,900	20
21	UNIVERSITY OF ALASKA		21
22	FEDERAL RECEIPTS	26,464,500	22
23	GENERAL FUND MATCH	2,718,300	23
24	GENERAL FUND	150,892,800	24
25	INTER-AGENCY RECEIPTS	8,874,800	25
26	PROGRAM RECEIPTS	20,537,900	26

1	STUDENT FEES, UNIVERSITY OF ALASKA	13,171,400	1
2	INDIRECT COST RECOVERY	7,223,300	2
3	RESTRICTED RECEIPTS, U OF A	17,603,800	3
4	*** TOTAL FUNDING ***	247,486,800	4
5	CAPITAL PROJECTS		5
6	FEDERAL RECEIPTS	12,933,600	6
7	GENERAL FUND	335,035,200	7
8	*** TOTAL FUNDING ***	347,968,800	8
9	***** TOTAL BUDGET *****	2,643,928,400	9
10	* SEC. 20 THIS ACT TAKES EFFECT IMMEDIATELY IN		10
11	ACCORDANCE WITH AS 01.10.070(C).		11

AMENDMENTS TO THE OPERATING BUDGET

OFFICE OF THE GOVERNOR

ON PAGE 16: LIEUTENANT GOVERNOR
INCREASE TRAVEL FROM 27.4 TO 45.0
INCREASE CONTRACTUAL FROM 135.9 TO 155.0
INCREASE EQUIPMENT FROM 0 TO 1.5
INCREASE GENERAL FUND FROM 558.1 TO 596.3

DEPARTMENT OF ADMINISTRATION

PAGE 66: TELECOMMUNICATIONS SYSTEMS
INCREASE CONTRACTUAL FROM 6699.2 TO 6991.2
INCREASE MISC. FROM -949.3 TO 0
INCREASE GENERAL FUND FROM 8412.3 TO 9653.6

DELETE THE EXISTING INTENT AND REPLACE IT WITH THE FOLLOWING:

LEGISLATIVE INTENT:

A MAJOR EFFORT IS TO BE MADE TO REDUCE THE COSTS OF TELECOMMUNICATIONS AND PUBLIC BROADCASTING. THE COMMISSIONER OF THE DEPARTMENT OF ADMINISTRATION IS TO TAKE ALL POSSIBLE COST-CUTTING STEPS INCLUDING 1) OBTAINING THE DIRECT DELIVERY OF ABC, NBC, AND CBS SATELLITE SIGNALS TO RURAL TRANSMITTERS AND CABLE COMPANIES, 2) OBTAINING CBS, ABC, AND NBC PROGRAMMING FROM OTHER SOURCES, 3) GETTING THE STATE'S MINI-STATIONS DIRECTLY LICENSED AS CBS, ABC, AND NBC AFFILIATES, 4) REQUIRING THE USE OF SEALED COMPETITIVE BIDS WHEREVER POSSIBLE TO REDUCE EXCESSIVE SPENDING FOR TELECOMMUNICATIONS AND PUBLIC BROADCASTING WITHOUT REDUCING THE LEVEL OF SERVICE IN THE RURAL AREAS.

LEGISLATIVE INTENT:

THE TAPE DELAY CENTER IS TO BE RELOCATED IF COSTS CAN BE REDUCED. THE USE AND COSTS OF OTHER U.S. AND CANADIAN SATELLITES ARE TO BE EXPLORED. THE STATE IS TO AGGRESSIVELY MOVE RATNET AND LEARN ALASKA FROM TRANSMITTER TO CABLE IN FULLY CABLED COMMUNITIES WHERE THE CABLE COMPANIES AGREE TO RUN RATNET AND LEARN ALASKA AT NO CHARGE TO THE STATE. THE DEPUTY COMMISSIONER FOR TELECOMMUNICATIONS SHALL BE RESPONSIBLE FOR ADMINISTERING AND COORDINATING THE EFFORTS TO OBTAIN AND TRANSMIT, AT THE LOWEST POSSIBLE TOTAL COST, PROGRAMMING FROM THE ABC, CBS, NBC, AND PBS NETWORKS AND ANY OF THEIR AFFILIATES IN THE UNITED STATES OR CANADA, AND OTHER PROGRAM SOURCES. "

DEPARTMENT OF EDUCATION

ON PAGE 20: PUPIL TRANSPORTATION
ADD THE FOLLOWING INTENT:

THE STATE BOARD OF EDUCATION SHALL PROMULGATE REGULATIONS REQUIRING THE DEPARTMENT OF EDUCATION TO ANALYZE THE EFFICIENCY OF THE TRANSPORTATION SERVICES PROVIDED BY THE SCHOOL DISTRICT OR THE CONTRACTOR AND REDUCE REIMBURSEMENT TO THE SCHOOL DISTRICT IF, AFTER NOTIFICATION TO THE SCHOOL DISTRICT OR THE CONTRACTOR OF ITS FINDINGS, THE

TRANSPORTATION SERVICES CAN BE PROVIDED MORE EFFICIENTLY AT A LESSER COST AND THE SCHOOL DISTRICT OR THE CONTRACTOR FAILS TO TAKE REASONABLE MEASURES TO CORRECT THE INEFFICIENCY.

ON PAGE 58: COMMISSIONER:

DELETE THE EXISTING INTENT AND ADD THE FOLLOWING:

SCHOOL DISTRICTS AND REAA'S THAT RECEIVE STATE EDUCATIONAL FOUNDATION SUPPORT, SHALL IMPLEMENT A POLICY OF HIRING PREFERENCE FOR CERTIFIED TEACHERS AND SCHOOL ADMINISTRATIVE PERSONNEL WHO ARE ALASKA RESIDENTS OR GRADUATES OF ALASKA POSTSECONDARY INSTITUTIONS. SCHOOL DISTRICTS AND REAA'S SHALL EXHAUST ALL AVAILABLE MEANS OF RECRUITING AND HIRING ALASKA RESIDENTS AND GRADUATES FOR TEACHING AND ADMINISTRATIVE POSITIONS BEFORE HIRING NON-RESIDENT PERSONNEL.

ON PAGE 78: PROFESSIONAL TEACHING PRACTICES

DECREASE GENERAL FUNDS FROM 98.2 TO 0

INCREASE PROGRAM RECEIPTS FROM 0 TO 98.2

ON PAGE 120: EMPLOYMENT OF THE HANDICAPPED

DELETE INTENT RELATING TO DIVISION SUPPORT.

ON PAGE 148: MUSEUM OPERATIONS

INCREASE GRANTS/CLAIMS FROM 253.9 TO 302.9

INCREASE GENERAL FUNDS FROM 967.0 TO 1016.0

ADD INTENT:

THE ALLOCATION FOR MUSEUM OPERATIONS INCLUDES \$163,500 FOR A GRANT TO THE ALASKA HISTORICAL AND TRANSPORTATION MUSEUM IN PALMER.

DEPARTMENT OF HEALTH AND SOCIAL SERVICES

ON PAGE 220: ALCOHOL ABUSE GRANTS

DECREASE GRANTS/CLAIMS FROM 13076.2 TO 12726.2

DECREASE GENERAL FUNDS FROM 11571.8 TO 11221.8

ON PAGE 278: COMMISSIONER'S OFFICE

INCREASE MISC FROM 0 TO 350.0

INCREASE GENERAL FUND FROM 971.5 TO 1321.5

ADD THE FOLLOWING INTENT:

THE ALLOCATION FOR THE COMMISSIONER'S OFFICE INCLUDES \$350,000 FOR THE ALASKA NATIVE COMMISSION ON ALCOHOLISM AND DRUG ABUSE (ANCADA)

DEPARTMENT OF NATURAL RESOURCES

ON PAGE 84: STATE FAIRS

INCREASE GRANTS/CLAIMS FROM 333.0 TO 339.0

INCREASE GENERAL FUNDS FROM 333.0 TO 339.0

ADD TO THE EXISTING INTENT:

DILLINGHAM BEAVER ROUND-UP 5.0

GIRDWOOD FOREST FAIR 1.0

ON PAGE 24: WATER USE MANAGEMENT

INCREASE MISC FROM 0 TO 50.0
INCREASE FEDERAL FUNDS FROM 50.0 TO 100.0
(GRANT MONEY FROM THE FEDERAL EMERGENCY MANAGEMENT AGENCY
FOR THE PURPOSE OF DEVELOPING AND STRENGTHENING AN
INDEPENDENT DAM SAFETY PROGRAM).

PAGE 46: MINERAL RESOURCES ADMINISTRATION
INCREASE PERSONAL SERVICES FROM 834.8 TO 884.4
INCREASE TRAVEL FROM 33.3 TO 35.2
INCREASE CONTRACTUAL FROM 38.3 TO 53.5
INCREASE GENERAL FUNDS FROM 947.9 TO 1014.6
INCREASE FULL TIME POSITIONS FROM 18.5 TO 23.9

ON PAGE 78: AGRICULTURE DEVELOPMENT
INCREASE MISC FROM 0 TO 4.5
INCREASE PROGRAM RECEIPTS FROM 0 TO 4.5
(THE PROGRAM RECEIPTS ARE FROM THE COOPERATIVE FARM
INSPECTION AGREEMENT)

DEPARTMENT OF TRANSPORTATION

ON PAGE 140: ADJUSTMENTS FOR HWCF SERVICES
REDUCE GENERAL FUND FROM -7336.7 TO -11321.0
INCREASE OTHER FUNDS FROM 7336.7 TO 11321.0

(THIS IS BASED ON MEMO FROM GENE DUSEK)

DEPARTMENT OF COMMUNITY AND REGIONAL AFFAIRS

ON PAGE 64: WEATHERIZATION AND ENERGY CONSERVATION
INCREASE PERSONAL SERVICE FROM 207.4 TO 417.7
INCREASE TRAVEL FROM 12.0 TO 77.6
INCREASE CONTRACTUAL FROM 2702.9 TO 2963.5
INCREASE COMMODITIES FROM 1.5 TO 13.7
INCREASE FEDERAL FUNDS FROM 236.0 TO 783.2
INCREASE FULL TIME EMPLOYEES FROM 5 TO 10

ON PAGE 67: CIP DIRECT CHARGE POSITIONS
DECREASE PERSONAL SERVICES FROM 258.0 TO 162.2
DECREASE CONTRACTUAL FROM 56.4 TO 37.6
DECREASE COMMODITIES FROM 4.7 TO 3.1
DECREASE OTHER FUNDS FROM 330.3 TO 213.6
DECREASE FULL TIME FROM 6 TO 4
DECREASE STAFF MONTHS FROM 72 TO 48.

ON PAGE 69: CIP OVERHEAD POSITIONS
DECREASE PERSONAL SERVICES FROM 171.8 TO 165.8
DECREASE COMMODITIES FROM 0.3 TO 0
DECREASE OTHER FUNDS FROM 239.2 TO 232.9

DEPARTMENT OF CORRECTIONS

ON PAGE 32: ADULT CONFINEMENT
DELETE CORRECTIONAL INDUSTRIES OPERATIONS
ADD CORRECTIONAL INDUSTRIES FUND (AS 33.32.020)

ON PAGE 60: CORRECTIONS, COMMISSIONER'S OFFICE

DECREASE PERSONAL SERVICES FROM 3112.8 TO 2956.2
DECREASE TRAVEL FROM 144.1 TO 137.4
DECREASE CONTRACTUAL FROM 1919.6 TO 1905.9
DECREASE COMMODITIES FROM 46.9 TO 45.3

DECREASE GENERAL FUNDS FROM 5288.7 TO 5110.1

POSITIONS:

FULL TIME 74.0
STAFF MONTHS 900.0

UNIVERSITY

ON PAGE 10: UNIV OF ALASKA/ORGANIZED RESEARCH

ADD TTHE FOLLOWING LEGISLATIVE INTENT:

THE ALLOCATION FOR ORGANIZED RESEARCH INCLUDES \$56,030
FOR THE UNIVERSITY OF ALASKA REINDEER RESEARCH COMMITTEE,
LICHEN PRODUCTIVITY PROJECT.

SECTION 18: TECHNICAL AMENDMENTS ON THE CAPITAL SECTION

ON PAGE 54: LINES 15-24

ALASKA GATEWAY SCHOOL DISTRICT	
DOT LAKE SCHOOL	1,300.0
NORTHWAY SCHOOL LIFE SAFETY UPGRADE	950.0
DELTA/GREELY SCHOOL DISTRICT	
DELTA/FORT GREELY ZAMBONI	36.9
FORT GREELY GYM FACILITY	1,795.0
NENANA CITY SCHOOL DISTRICT	
NENANA HIGH SCHOOL ADDITION	900.0
COPPER RIVER SCHOOL DISTRICT	
GAKONA MULTI-PURPOSE FACILITY	312.0
GLENALLEN NEW SECONDARY SCHOOL	200.0
RAILBELT SCHOOL DISTRICT	
TRI-VALLEY SCHOOL IMPROVEMENTS	1,150.0

ON PAGE 61: LINE 7

COOK INLET RESOURCE, PORT, TRANSPORTATION & NEEDS STUDY	290.0
---	-------

ON PAGE 72: LINE 17
MATANUSKA [MATANUSAK]

CHANGE ON PAGE 7, LINE 21 DELETE ANCHORAGE-ROADS AND DRAINAGE	5,400.0
--	---------

ADD THE FOLLOWING PROJECTS:

MG-ANCH-LAKE OTIS EXTENSION	1,400.0
MG-ANCH-A-C RIGHT OF WAY	2,000.0
MG-ANCH-DENALI--36th TO 40th	400.0
MG-ANCH-6th AVENUE ROAD IMPROVEMENT	750.0
MG-ANCH-DUBEN STREET ROAD IMPROVEMENT	700.0
MG-ANCH-CREEKSIDE STREET ROAD IMPROVEMENT	150.0

AMEND ON PAGE 79 LINE 19:
MG-ANCH-DISTRICT 11 ROADS--

	<u>ALLOCATION</u>	<u>APPROP</u>
SPENARD/MCCRAE	200.0	1,000.0
WISCONISN	10.0	
TU'NAGAIN	790.0	

DELETE ON PAGE 74

WIC-CA	57.5
--------	------

ADD IN THE APPROPRIATE SECTION UNDER THE DEPT. OF ADMINISTRATION:

ADMINISTRATIVE SERVICES	
WIC-CA--REPAIR/RENOVATION GROUP HOME	57.5

ON PAGE 82 LINE 13:

REDUCE ALEKNAGIK STREET LIGHTING FROM 75.0 TO 60.0

Original sponsor: Rules/Covernor

1 IN THE HOUSE

BY THE FINANCE COMMITTEE

2 CS FOR SPONSOR SUBSTITUTE FOR HOUSE BILL NO. 165 (Finance)

3 IN THE LEGISLATURE OF THE STATE OF ALASKA

4 THIRTEENTH LEGISLATURE - FIRST SESSION

5 A BILL

6 For an Act entitled: "An Act making appropriations for the operating and
7 capital expenses of state government and for the
8 permanent fund dividend program; and providing for an
9 effective date."

10 BE IT ENACTED BY THE LEGISLATURE OF THE STATE OF ALASKA:

11 * Section 1. Included within the general fund amounts appropriated
12 according to the schedules in this Act, the following amounts are from the
13 unreserved special accounts in the general fund:

	Operating	Capital
14 Highway Fuel Tax Account	\$19,500,000	
15 Aviation Fuel Tax Account	9,100,000	
16 Watercraft Fuel Tax Account		\$4,000,000

17
18 * Sec. 2. A sum is appropriated from the general fund necessary to pay
19 interest on revenue anticipation notes issued by the commissioner of reve-
20 nue under AS 43.08.010.

21 * Sec. 3. Federal or other program receipts that exceed the amounts
22 appropriated in this Act are appropriated conditioned upon compliance with
23 the program review provisions of AS 37.07.080(h).

24 * Sec. 4. If federal or other program receipts exceed the estimates
25 appropriated by this Act, the appropriation from state funds for the af-
26 fected program may be reduced by the amount of the excess if the reductions
27 are not inconsistent with applicable federal statutes.

28 * Sec. 5. If program receipts fall short of the estimates appropriated
29 by this Act, the affected appropriation shall be reduced by the amount of

1 the shortfall in receipts.

2 * Sec. 6. If the federal receipts under Title XX of the Social Security
3 Act (42 U.S.C. 1397 et seq.) fall short of the estimate, the amount of the
4 shortfall is appropriated from the general fund.

5 * Sec. 7. Amounts equivalent to the amounts to be received in settle-
6 ment of insurance claims for property losses are appropriated from the
7 general fund to the affected agency for the purpose of replacing the facil-
8 ity or service lost as a result of the incident giving rise to the insur-
9 ance claim.

10 * Sec. 8. A sum of \$30,000 is appropriated from the public employees'
11 retirement fund to the Department of Revenue, treasury division, for each
12 \$10,000,000 or portion of \$10,000,000 of public employees' retirement fund
13 assets measured at market under outside investment management during fiscal
14 year 1984 in excess of the amount of assets measured at market under out-
15 side investment management on June 30, 1983.

16 * Sec. 9. A sum of \$30,000 is appropriated from the teachers' retire-
17 ment fund to the Department of Revenue, treasury division, for each
18 \$10,000,000 or portion of \$10,000,000 of teachers' retirement fund assets
19 measured at market under outside investment management during fiscal year
20 1984 in excess of the amount of assets measured at market under outside
21 investment management on June 30, 1983.

22 * Sec. 10. The amount required to be paid by the state for the princi-
23 pal and interest on all issued and outstanding state guaranteed bonds is
24 appropriated from the general fund to the state bond committee to make all
25 payments by the state required under its guarantee for principal and inter-
26 est.

27 * Sec. 11. The sum of \$71,150,000 is appropriated from fiscal year 1982
28 earnings of the permanent fund to the dividend fund.

29 * Sec. 12. The sum of \$8,840,000 is appropriated from fiscal year 1983

1 earnings of the dividend fund to the dividend fund.

2 * Sec. 13. The sum of \$99,030,000 is appropriated from the fiscal year
3 1983 earnings of the permanent fund to the dividend fund (AS 43.23.045).

4 * Sec. 14. The sum of \$179,020,000 is appropriated from the dividend
5 fund (AS 43.23.045) to the Department of Revenue for payment as permanent
6 fund dividends under AS 43.23 for 1983.

7 * Sec. 15. The sum of \$12,573,000 is appropriated from the general fund
8 to the Department of Law to fund legal proceedings involving oil and gas
9 revenues due or paid to the state or state title to oil and gas lands,
10 including the North Slope Royalty case (State v. Amerada Hess, et al), the
11 Oil and Gas Corporate Income Tax Case (Arco v. State), the TransAlaska
12 Pipeline Rate Case, litigation against the Alaska Oil Company, and United
13 States v. Alaska, for fiscal year 1984 and succeeding fiscal years.

14 * Sec. 16. The sum of \$337,100 is appropriated from the general fund to
15 the Department of Revenue for costs associated with the Oil and Gas Corpo-
16 rate Income Tax Case (Arco v. State) for fiscal year 1984 and succeeding
17 fiscal years.

18 SECTION 17 BEGINS ON PAGE 4

1 * SEC. 17 THE FOLLOWING APPROPRIATION ITEMS ARE FOR
 2 OPERATING EXPENDITURES FROM THE GENERAL FUND OR OTHER
 3 FUNDS AS SET OUT IN THE FISCAL YEAR 1984 BUDGET SUMMARY
 4 BY FUNDING SOURCE TO THE AGENCIES NAMED AND FOR THE
 5 PURPOSES EXPRESSED FOR THE FISCAL YEAR BEGINNING JULY 1,
 6 1983, AND ENDING JUNE 30, 1984, UNLESS OTHERWISE
 7 INDICATED.

	ALLOCATIONS	APPROPRIATION ITEMS	APPROPRIATION GENERAL FUND	FUND SOURCES OTHER FUNDS	
10	* * * * *	* * * * *			10
11	* * * * * OFFICE OF THE GOVERNOR	* * * * *			11
12	* * * * *	* * * * *			12
13	ADMINISTRATION OF JUSTICE				13
14	COMMISSIONS				14
15	STATUS OF WOMEN COMMISSION (4 POSITIONS)	326,100	326,100		15
16	HUMAN RIGHTS COMMISSION (25 POSITIONS)	1,481,700	1,306,900	174,800	16
17	GENERAL GOVERNMENT				17
18	EXECUTIVE OPERATIONS				18
19	EXECUTIVE OFFICE (66 POSITIONS)	5,119,600			19
20	EXECUTIVE MANSION (4 POSITIONS)	373,600			20
21	ALASKA LANDS USE COUNCIL (5 POSITIONS)	340,500			21
22	CONTINGENCY FUND	500,000			22
23	LIEUTENANT GOVERNOR (8 POSITIONS)	558,100			23
24	OFFICE OF MANAGEMENT AND BUDGET (83 POSITIONS)		5,701,000	5,539,800	161,200
25	COASTAL ZONE MANAGEMENT (13 POSITIONS)		1,871,000	1,871,000	
26	ELECTIONS (24 POSITIONS)		1,569,000	1,569,000	

1	2	3	4	5	6	APPROPRIATION		APPROPRIATION FUND SOURCES		1
						ALLOCATIONS	ITEMS	GENERAL FUND	OTHER FUNDS	
		*****		*****						3
		***** DEPARTMENT OF ADMINISTRATION		*****						4
		*****		*****						5
6		EDUCATION								6
7		TEACHER RETIREMENT MATCH				30,332,100		30,332,100		7
8		SOCIAL SERVICES								8
9		LONGEVITY BONUS (5 POSITIONS)				30,459,500		30,459,500		9
10		PIONEERS HOMES				19,333,900		17,774,400	1,559,500	10
11		SITKA (91 POSITIONS)	3,694,000							11
12		FAIRBANKS (76 POSITIONS)	3,401,600							12
13		PALMER (76 POSITIONS)	3,023,100							13
14		KOTZEBUE	745,200							14
15		ANCHORAGE (193 POSITIONS)	6,026,400							15
16		KETCHIKAN (55 POSITIONS)	2,249,200							16
17		CENTRAL OFFICE (2 POSITIONS)	194,400							17
18		OLDER ALASKANS COMMISSION				7,828,900		3,566,100	4,262,800	18
19		ADMINISTRATION (21 POSITIONS)	1,117,800							19
20		GRANTS AND SERVICES (8 POSITIONS)	6,711,100							20
21		ADMINISTRATION OF JUSTICE								21
22		PUBLIC DEFENDER				4,474,300		4,474,300		22
23		FIRST JUDICIAL DISTRICT (9 POSITIONS)	521,300							23
24		SECOND JUDICIAL DISTRICT (7 POSITIONS)	490,400							24
25		THIRD JUDICIAL DISTRICT (37 POSITIONS)	2,203,700							25

	ALLOCATIONS	APPROPRIATION ITEMS	APPROPRIATION GENERAL FUND	FUND SOURCES OTHER FUNDS	
1 DEPARTMENT OF ADMINISTRATION (CONT.)					1
2					2
3					3
4 FOURTH JUDICIAL DISTRICT (17 POSITIONS)	1,063,100				4
5 ADMINISTRATION AND SUPPORT (3 POSITIONS)	195,800				5
6 GENERAL GOVERNMENT					6
7 PUBLIC OFFICES COMMISSION (9 POSITIONS)		384,600	384,600		7
8 PUBLIC BROADCASTING COMMISSION (5 POSITIONS)		6,886,300	6,886,300		8
9 CENTRALIZED ADMINISTRATIVE SERVICES		13,666,700	11,346,300	2,320,400	9
10 FISCAL/PERSONNEL (21 POSITIONS)	869,900				10
11 LABOR RELATIONS AGENCY	80,100				11
12 WORD PROCESSING CENTERS (33 POSITIONS)	1,106,000				12
13 EQUAL EMPLOYMENT OPPORTUNITY (11 POSITIONS)	465,300				13
14 CENTREX SYSTEM CHARGES	953,100				14
15 OFFICE OF INFORMATION MANAGEMENT (5 POSITIONS)	337,700				15
16 TELECOMMUNICATIONS SYSTEMS (52 POSITIONS)	8,412,300				16
17 TELECOMMUNICATIONS SERVICES (8 POSITIONS)	633,300				17
18 CIP DIRECT CHARGE POSITIONS & COSTS (19 POSITIONS)	809,000				18
19 OFFICE OF THE COMMISSIONER (9 POSITIONS)		853,700	853,700		19
20 ACCOUNTING		2,580,300	2,580,300		20
21 PRE-AUDIT (13 POSITIONS)	473,100				21
22 ACCOUNTING SERVICES (9 POSITIONS)	381,900				22
23 PAYROLL ACCOUNTING (19 POSITIONS)	657,600				23
24 ADMINISTRATION AND SUPPORT (4 POSITIONS)	299,000				24
25 FINANCIAL SYSTEMS (11 POSITIONS)	768,700				25
26 PERSONNEL AND LABOR RELATIONS SERVICES		3,870,500	3,806,900	63,600	26

1 DEPARTMENT OF ADMINISTRATION (CONT.)

2		3	4	5	6	7	8	9
		ALLOCATIONS	APPROPRIATION	ITEMS	APPROPRIATION	FUND SOURCES	GENERAL FUND	OTHER FUNDS
4	PERSONNEL (73 POSITIONS)	3,147,500						
5	LABOR RELATIONS (13 POSITIONS)	723,000						
6	GENERAL SERVICES		4,840,600		2,950,600		1,890,000	
7	PURCHASING (19 POSITIONS)	1,422,600						
8	PROPERTY MANAGEMENT (11 POSITIONS)	516,600						
9	CENTRAL DUPLICATING AND MAIL (39 POSITIONS)	2,119,600						
10	ARCHIVES (14 POSITIONS)	781,800						
11	DATA PROCESSING		11,882,200		8,800,700		3,081,500	
12	COMPUTING SERVICES (98 POSITIONS)	11,531,900						
13	MANAGEMENT SERVICES (7 POSITIONS)	350,300						
14	RETIREMENT & BENEFITS (55 POSITIONS)		3,826,000		816,100		3,009,900	
15	BUILDING & EQUIPMENT SERVICES		36,438,600		35,562,800		875,800	
16	LEASING & FACILITIES (2 POSITIONS)	34,983,400						
17	EMPLOYEE HOUSING (3 POSITIONS)	1,455,200						
18	RISK MANAGEMENT		6,572,200		15,000		6,557,200	
19	PREMIUMS/LOSS RETENTION	6,000,900						
20	OPERATIONS (12 POSITIONS)	571,300						

1
2
3
4
5
6
7
8
9
10
11
12
13
14
15
16
17
18
19
20

APPROPRIATION APPROPRIATION FUND SOURCES
 ITEMS GENERAL FUND OTHER FUNDS

ALLOCATIONS

* * * * *
 * * * * * DEPARTMENT OF LAW * * * * *
 * * * * *

PUBLIC PROTECTION

OFFICE OF CONSUMER PROTECTION (15 POSITIONS)

755,500 755,500

ADMINISTRATION OF JUSTICE

PROSECUTION

9,411,500 9,166,500 245,000

FIRST JUDICIAL DISTRICT (16 POSITIONS)

988,500

SECOND JUDICIAL DISTRICT (9 POSITIONS)

747,500

THIRD JUDICIAL DISTRICT (57 POSITIONS)

3,375,600

FOURTH JUDICIAL DISTRICT (21 POSITIONS)

1,434,100

ADMINISTRATION AND SUPPORT (11 POSITIONS)

969,100

CRIMINAL APPEALS & SPECIAL PROSECUTION
 (20 POSITIONS)

1,304,200

PRE TRIAL DIVERSION (15 POSITIONS)

592,500

GENERAL GOVERNMENT

LEGAL SERVICES

8,062,300 4,720,600 3,341,700

OPERATIONS (120 POSITIONS)

7,661,500

ADMINISTRATION & SUPPORT (10 POSITIONS)

400,800

	ALLOCATIONS	APPROPRIATION ITEMS	APPROPRIATION GENERAL FUND	FUND SOURCES OTHER FUNDS	
1					1
2					2
3	* * * * *	* * * * *			3
4	* * * * * DEPARTMENT OF REVENUE	* * * * *			4
5	* * * * *	* * * * *			5
6	PUBLIC PROTECTION				6
7	ALCOHOLIC BEVERAGE CONTROL BOARD (14 POSITIONS)	767,900	767,900		7
8	THE ADDITION IN THE BUDGET OF \$116,000 FOR TWO NEW				8
9	UNDERCOVER ENFORCEMENT OFFICERS IS MADE WITH THE				9
10	PROVISION THAT ONE EXISTING ENFORCEMENT OFFICER BE				10
11	CONVERTED TO UNDERCOVER DUTY SO THAT A TOTAL FORCE OF				11
12	THREE ENFORCEMENT OFFICERS WILL BE ON FULL TIME				12
13	UNDERCOVER DUTY.				13
14	DEVELOPMENT				14
15	SHARED TAXES	80,741,500	80,741,500		15
16	MUNICIPAL ASSISTANCE	70,500,000			16
17	AMUSEMENT AND GAMING TAX	42,500			17
18	AVIATION FUEL TAX	141,000			18
19	ELECTRIC AND TELEPHONE COOPERATIVE TAX	1,300,000			19
20	LIQUOR LICENSE TAX	900,000			20
21	FISHERIES TAX	7,858,000			21
22	MUNICIPAL BOND BANK AUTHORITY (2 POSITIONS)	372,000		372,000	22
23	ALASKA HOUSING FINANCE CORPORATION (48 POSITIONS)	2,945,000		2,945,000	23
24	PERMANENT FUND CORPORATION (11 POSITIONS)	2,295,600		2,295,600	24
25	GENERAL GOVERNMENT				25
26	REVENUE OPERATIONS	9,723,500	8,717,900	1,005,600	26

1 DEPARTMENT OF REVENUE (CONT.)		2 APPROPRIATION		3 APPROPRIATION FUND SOURCES	
	4 ALLOCATIONS	5 ITEMS	6 GENERAL FUND	7 OTHER FUNDS	
8	AUDIT (65 POSITIONS)	2,860,700			9
10	PETROLEUM REVENUE (29 POSITIONS)	1,776,500			10
11	ENFORCEMENT (37 POSITIONS)	1,230,000			11
12	TREASURY MANAGEMENT (26 POSITIONS)	2,308,500			12
13	PUBLIC SERVICE (30 POSITIONS)	1,547,800			13
14	CHILD SUPPORT ENFORCEMENT (83 POSITIONS)		4,258,700	1,242,800	14 3,015,900
15	ADMINISTRATION AND SUPPORT		3,039,200	3,039,200	15
16	OFFICE OF THE COMMISSIONER (16 POSITIONS)	1,227,500			16
17	ADMINISTRATIVE SERVICES (41 POSITIONS)	1,811,700			17
18	REFUNDABLE CREDITS				18
19	CHILD CARE CREDITS		1,414,500	1,414,500	19
20	* * * * *	* * * * *			20
21	* * * * * DEPARTMENT OF EDUCATION * * * * *				21
22	* * * * *	* * * * *			22
23	EDUCATION				23
24	K-12 FOUNDATION SUPPORT		430,596,200	430,596,200	24
25	STUDENT ADM SUPPORT	292,494,300			25
	SPECIAL EDUCATION ADJUSTMENTS	50,958,700			
	VOCATIONAL EDUCATION ADJUSTMENTS	22,481,100			
	CORRESPONDENCE STUDY - STATE	1,976,100			
	CORRESPONDENCE STUDY-LOCAL	5,503,900			
	BILINGUAL PROGRAM ADJUSTMENT	11,788,200			

DEPARTMENT OF EDUCATION (CONT.)		ALLOCATIONS	APPROPRIATION ITEMS	APPROPRIATION GENERAL FUND	FUND SOURCES OTHER FUNDS
1					
2					
3					
4	SUPPLEMENTAL EQUALIZATION AID	30,393,900			
5	SUPPLEMENTAL PROGRAMS	15,000,000			
6	OTHER K-12 SUPPORT		119,179,300	99,844,800	19,334,500
7	PUPIL TRANSPORTATION-PUBLIC	20,062,100			
8	STUDENT LUNCH PROGRAM	6,000,000			
9	CIGARETTE TAX DISTRIBUTION	2,500,000			
10	TUITION STUDENTS	2,954,800			
11	BOARDING HOME GRANTS	500,000			
12	STATE CONTRACT PROGRAMS	26,674,600			
13	DEBT RETIREMENT	59,887,800			
14	RURAL SCHOOL VOCATIONAL ED PROGRAM (RSVP)	600,000			
15	EDUCATION PROGRAM ADMINISTRATION		23,033,100	5,275,500	17,757,600
16	MANAGMENT AND MONITORING SERVICE (3 POSITIONS)	177,400			
17	DISTRICT SUPPORT SERVICES (25 POSITIONS)	902,700			
18	DEPARTMENT ADMINISTRATIVE SERVICES (20 POSITIONS)	844,300			
19	DEPARTMENT OVERHEAD EXPENSES	744,800			
20	CAREER & VOCATIONAL EDUCATION (14 POSITIONS)	2,412,700			
21	SPECIAL EDUCATION (10 POSITIONS)	641,200			
22	FEDERAL PROGRAMS ADMINISTRATION (12 POSITIONS)	14,607,500			
23	EDUCATION PROGRAM DEVELOPMENT (14 POSITIONS)	1,657,400			
24	COMMISSIONER (11 POSITIONS)	715,100			
25	CIP OVERHEAD & ASSOCIATED COSTS (5 POSITIONS)	330,000			
26	EDUCATION DESIGN & DELIVERY		4,927,600	2,674,500	2,253,100

DEPARTMENT OF EDUCATION (CONT.)		ALLOCATIONS	APPROPRIATION ITEMS	APPROPRIATION GENERAL FUND	FUND SOURCES OTHER FUNDS
1					
2					
3					
4	PLANNING INFORMATION & RESEARCH (12 POSITIONS)	883,300			
5	EDUCATIONAL TECHNOLOGY AND TELECOMMUNICATIONS (9 POSITIONS)	1,891,200			
6	CORRESPONDENCE STUDY-DOE (35 POSITIONS)	2,153,100			
7	EDUCATION BOARDS COMMISSIONS & ASSOCIATIONS		513,700	508,700	5,000
8	STATE BOARD OF EDUCATION	100,100			
9	OTHER COMMISSIONS & ASSOCIATIONS (2 POSITIONS)	315,400			
10	PROFESSIONAL TEACHING PRACTICES COMMISSION (1 POSITION)	98,200			
11	ADULT & POSTSECONDARY SUPPORT		9,168,500	8,663,400	505,100
12	ADULT BASIC EDUCATION	3,364,900			
13	COMMUNITY SCHOOLS ADJUSTMENTS	4,025,400			
14	FIRE SERVICE TRAINING	72,400			
15	ADULT VOCATIONAL EDUCATION	133,700			
16	OTHER VOCATIONAL EDUCATION GRANTS	100,000			
17	GRANTS ADMINISTRATION (17 POSITIONS)	1,019,700			
18	YOUTH EMPLOYMENT SERVICES	452,400			
19	SEWARD CENTER (68 POSITIONS)		4,350,300	3,498,800	851,500
20	KOTZEBUE TECHNICAL CENTER		1,090,000	1,090,000	
21	VOCATIONAL REHABILITATION		9,802,200	4,413,300	5,388,900
22	COUNSELING & PLACEMENT (72 POSITIONS)	3,275,800			
23	SERVICES TO CLIENTS	2,867,700			
24	INDEPENDENT LIVING REHABILITATION	717,000			

	ALLOCATIONS	APPROPRIATION ITEMS	APPROPRIATION GENERAL FUND	FUND SOURCES OTHER FUNDS	
1 DEPARTMENT OF EDUCATION (CONT.)					1
2					2
3					3
4 ADMINISTRATION (12 POSITIONS)	720,200				4
5 SPECIALIZED FACILITIES	451,800				5
6 STATE SUPPORTED FACILITIES	44,200				6
7 DISABILITY DETERMINATION (18 POSITIONS)	1,547,800				7
8 EMPLOYMENT OF THE HANDICAPPED	177,700				8
9 STUDENT FINANCIAL AID		1,942,600	1,825,600	117,000	9
10 WICHE - STUDENT EXCHANGE PROGRAM	1,708,600				10
11 STUDENT INCENTIVE GRANT PROGRAM	234,000				11
12 ALASKA POST SECONDARY EDUCATION COMMISSION		2,957,700	2,575,500	382,200	12
13 STUDENT LOAN ADMINISTRATION (55 POSITIONS)	1,896,900				13
14 WICHE-ADMINISTRATION	54,900				14
15 GENERAL ADMINISTRATION (11 POSITIONS)	1,005,900				15
16 ALASKA HISTORICAL COMMISSION (3 POSITIONS)		788,300	788,300		16
17 ALASKA STATE COUNCIL ON THE ARTS (7 POSITIONS)		5,411,900	4,772,600	639,300	17
18 ALASKA STATE LIBRARY AND MUSEUMS		5,254,400	4,817,600	436,800	18
19 LIBRARY OPERATIONS (63 POSITIONS)	4,272,300				19
20 MUSEUM OPERATIONS (19 POSITIONS)	967,000				20
21 BLUE BOOK (1 POSITION)	15,100				21

	ALLOCATIONS	APPROPRIATION ITEMS	APPROPRIATION GENERAL FUND	FUND SOURCES OTHER FUNDS		
1					1	
2					2	
3	* * * * *	* * * * *			3	
4	* * * * * DEPARTMENT OF HEALTH & SOCIAL SERVICES	* * * * *			4	
5	* * * * *	* * * * *			5	
6	SOCIAL SERVICES				6	
7	ASSISTANCE PAYMENTS				7	
8	AID TO FAMILIES WITH DEPENDENT CHILDREN	41,415,800	55,601,400	34,893,500	20,707,900	8
9	AID TO THE BLIND	188,600				9
10	AID TO THE DISABLED	6,789,600				10
11	GENERAL RELIEF	700,000				11
12	OLD AGE ASSISTANCE	6,507,400				12
13	ENERGY ASSISTANCE PROGRAM (18 POSITIONS)		6,747,500		6,747,500	13
14	MEDICAL ASSISTANCE		70,085,700	42,674,300	27,411,400	14
15	MEDICAID-HOSPITALS	16,366,000				15
16	MEDICAID - PHYSICIAN SERVICES	6,545,600				16
17	MEDICAID - OTHER SERVICES	3,430,000				17
18	MEDICAID-EARLY SCREENING	3,812,900				18
19	MEDICAID-NURSING HOMES	21,359,100				19
20	MEDICAID-INDIAN HEALTH SERVICE	6,000,000				20
21	GENERAL RELIEF MEDICAL-HOSPITALS	4,732,400				21
22	GENERAL RELIEF MEDICAL-PHYSICIANS SERVICES	2,057,900				22
23	GENERAL RELIEF MEDICAL-OTHER SERVICES	3,469,200				23
24	GENERAL RELIEF MEDICAL-CATASTROPHIC ILLNESS	2,312,600				24
25	PUBLIC ASSISTANCE ADMINISTRATION		13,578,200	7,946,900	5,631,300	25

1 DEPARTMENT OF HEALTH & SOCIAL SERVICES (CONT.)

2		3	4	5	6	7	8	9	10	11	12	13	14	15	16	17	18	19	20	21	22	23	24	25
		ALLOCATIONS	APPROPRIATION	APPROPRIATION	FUND SOURCES																			
			ITEMS	GENERAL FUND	OTHER FUNDS																			
4	ADMINISTRATION (26 POSITIONS)	2,192,700																						
5	QUALITY CONTROL (14 POSITIONS)	699,900																						
6	STAFF DEVELOPMENT (5 POSITIONS)	277,400																						
7	ELIGIBILITY DETERMINATION (235 POSITIONS)	9,415,900																						
8	COLLECTIONS (1 POSITION)	56,700																						
9	MEDICAL CARE ADVISORY COMMITTEE	61,000																						
10	MEDICAID AUDIT (3 POSITIONS)	161,500																						
11	CERTIFICATION & LICENSING (6 POSITIONS)	332,300																						
12	FRAUD INVESTIGATION (9 POSITIONS)	380,800																						
13	PROGRAM SERVICES		6,627,000	6,145,000	482,000																			
14	HOMEMAKER SERVICES (1 POSITION)	431,000																						
15	DAY CARE	343,800																						
16	PREVENTIVE SERVICES	1,995,000																						
17	ADULT SERVICES (17 POSITIONS)	3,632,200																						
18	DELINQUENCY PREVENTION	225,000																						
19	FAMILY SERVICES ADMINISTRATION		9,466,300	9,369,700	96,600																			
20	SOUTHCENTRAL REGION (81 POSITIONS)	3,583,400																						
21	NORTHERN REGION (34 POSITIONS)	1,785,500																						
22	SOUTHEASTERN REGION (13 POSITIONS)	606,000																						
23	WESTERN REGION (16 POSITIONS)	843,900																						
24	NORTHWESTERN REGION (10 POSITIONS)	627,700																						
25	SOUTHERN REGION (17 POSITIONS)	666,100																						

1 DEPARTMENT OF HEALTH & SOCIAL SERVICES (CONT.)

2		ALLOCATIONS	APPROPRIATION ITEMS	APPROPRIATION GENERAL FUND	FUND SOURCES OTHER FUNDS	3
4	CENTRAL OFFICE (21 POSITIONS)	1,098,200				4
5	STAFF DEVELOPMENT (2 POSITIONS)	255,500				5
6	JUVENILE CUSTODY		15,532,900	15,532,900		6
7	SOCIAL SERVICES, FOSTER CARE	4,717,600				7
8	INSTITUTIONAL CARE, SOCIAL SERVICES	10,815,300				8
9	SOCIAL SERVICES BLOCK GRANT OFFSET			-4,113,700	4,113,700	9
10	MANIILAQ		2,735,300	2,735,300		10
11	HOMEMAKER SERVICES	72,000				11
12	NORTHWESTERN REGION FAMILY SERVICES	132,300				12
13	FOSTER CARE	147,000				13
14	INSTITUTIONAL CARE	418,000				14
15	REGIONAL WOMEN'S CRISIS	255,000				15
16	ELIGIBILITY DETERMINATION & STAFF DEVELOPMENT	190,100				16
17	HEALTH SERVICES	1,520,900				17
18	WIN (15 POSITIONS)		744,500	310,400	434,100	18
19	HEALTH					19
20	NURSING		8,147,800	6,931,300	1,216,500	20
21	FIELD NURSING (125 POSITIONS)	5,640,800				21
22	HOME HEALTH SERVICE (12 POSITIONS)	1,110,100				22
23	ADMINISTRATION (16 POSITIONS)	886,500				23
24	EARLY SCREENING (14 POSITIONS)	510,400				24
25	COMMUNICABLE DISEASE CONTROL		2,232,200	2,068,800	163,400	25

1 DEPARTMENT OF HEALTH & SOCIAL SERVICES (CONT.)			1
		2	2
	3	3	3
	4	4	4
	5	5	5
	6	6	6
	7	7	7
	8	8	8
	9	9	9
	10	10	10
	11	11	11
	12	12	12
	13	13	13
	14	14	14
	15	15	15
	16	16	16
	17	17	17
	18	18	18
	19	19	19
	20	20	20
	21	21	21
	22	22	22
	23	23	23
	24	24	24
	25	25	25
	ALLOCATIONS		
	TUBERCULOSIS CONTROL (12 POSITIONS)	793,400	
	VENEREAL DISEASE CONTROL (6 POSITIONS)	322,400	
	IMMUNIZATION (4 POSITIONS)	683,500	
	EPIDEMIOLOGY (3 POSITIONS)	432,900	
	HEALTH & SAFETY (3 POSITIONS)		99,300
	CHILD AND FAMILY HEALTH		99,300
		8,420,200	5,559,700
			2,860,500
	MATERNAL AND CHILD HEALTH (8 POSITIONS)	1,090,900	
	HANDICAPPED CHILDREN (9 POSITIONS)	1,999,500	
	COMMUNICATIVE DISORDERS (14 POSITIONS)	710,600	
	CHILD DEVELOPMENT SERVICE (5 POSITIONS)	372,500	
	ADMINISTRATION (3 POSITIONS)	175,700	
	NUTRITION (7 POSITIONS)	2,030,300	
	SPECIAL EDUCATION GRANTS (2 POSITIONS)	2,040,700	
	LABORATORIES		
		2,023,100	1,983,100
			40,000
	REGIONAL LABS (39 POSITIONS)	1,857,300	
	ADMINISTRATION (3 POSITIONS)	165,800	
	PUBLIC HEALTH ADMINISTRATION		
		3,050,100	2,754,100
			296,000
	ADMINISTRATION (7 POSITIONS)	1,079,800	
	HEALTH EDUCATION (5 POSITIONS)	469,400	
	GRANT TO MUNICIPALITY OF ANCHORAGE	924,100	
	ANCHORAGE PROGRAMS FOR HANDICAPPED	576,800	
	EMERGENCY MEDICAL SERVICES		
		1,903,700	1,903,700

DEPARTMENT OF HEALTH & SOCIAL SERVICES (CONT.)		ALLOCATIONS	APPROPRIATION ITEMS	APPROPRIATION GENERAL FUND	FUND SOURCES OTHER FUNDS
1					
2					
3					
4	ADMINISTRATION (7 POSITIONS)	429,000			
5	ADVISORY COUNCIL	16,100			
6	GRANTS - REGIONAL COUNCILS	1,458,600			
7	HEALTH CLINICS		600,000	600,000	
8	ALCOHOL AND DRUG ABUSE ADMINISTRATION (19 POSITIONS)		1,521,800	1,521,800	
9	DRUG ABUSE GRANTS		1,550,000	1,550,000	
10	ALCOHOL ABUSE GRANTS		13,076,200	11,571,800	1,504,400
11	ALASKA PSYCHIATRIC INSTITUTE (292 POSITIONS)		13,216,500	12,965,900	250,600
12	COMMUNITY MENTAL HEALTH SERVICES		6,181,500	5,729,400	452,100
13	REGIONAL ADMINISTRATION (7 POSITIONS)	1,577,500			
14	COMMUNITY MENTAL HEALTH GRANTS	4,604,000			
15	HARBORVIEW (139 POSITIONS)		7,442,400	5,441,800	2,000,600
16	GOVERNORS COUNCIL/HANDICAPPED & GIFTED (3 POSITIONS)		236,600		236,600
17	COMMUNITY DEVELOPMENTAL DISABILITIES SERVICES		4,875,900	4,875,900	
18	CLIENT PROGRAM MANAGEMENT (1 POSITION)	77,000			
19	COMMUNITY SERVICES	4,798,900			
20	MENTAL HEALTH ADMINISTRATION & SUPPORT		1,051,000	1,051,000	
21	CENTRAL OFFICE ADMINISTRATION (14 POSITIONS)	895,700			
22	MENTAL HEALTH ADVISORY COUNCIL AND LAND BOARD	8,900			
23	SPECIAL PROJECTS AND GRANTS	146,400			
24	DATA SERVICES (20 POSITIONS)		3,049,500	1,019,500	2,030,000
25	ADMINISTRATIVE SERVICES		5,566,800	4,620,200	946,600

1	DEPARTMENT OF HEALTH & SOCIAL SERVICES (CONT.)		1
2		APPROPRIATION	APPROPRIATION FUND SOURCES
3		ITEMS	GENERAL FUND OTHER FUNDS
4		ALLOCATIONS	
4	COMMISSIONER'S OFFICE (14 POSITIONS)	971,500	
5	DIRECTOR'S OFFICE (4 POSITIONS)	210,300	
6	PERSONNEL (12 POSITIONS)	661,900	
7	SUPPLY (9 POSITIONS)	324,700	
8	FINANCE (20 POSITIONS)	734,100	
9	AUDIT (6 POSITIONS)	343,300	
10	MANAGEMENT & BUDGET (8 POSITIONS)	424,500	
11	ELIGIBILITY INFORMATION SYSTEM	2,030,000	
12	CIP POSITION-ELIGIBILITY INFORMATION SYSTEM (1 POSITION)	66,500	
13	PLANNING, POLICY AND PROGRAM EVALUATION		
		1,351,900	1,070,400 281,500
14	STRATEGIC PLANNING (7 POSITIONS)	309,300	
15	HEALTH PLANNING AND DEVELOPMENT (10 POSITIONS)	563,100	
16	VITAL STATISTICS (12 POSITIONS)	424,300	
17	OVERHEAD AND ASSOCIATED COSTS CIP (1 POSITION)	55,200	
18	* * * * *	* * * * *	
19	* * * * * DEPARTMENT OF LABOR * * * * *		
20	* * * * *	* * * * *	
21	SOCIAL SERVICES		
22	EMPLOYMENT SECURITY		
		24,560,600	1,959,500 22,601,100
23	EMPLOYMENT SERVICES (185 POSITIONS)	9,262,900	
24	UNEMPLOYMENT INSURANCE (228 POSITIONS)	10,554,300	
25	UNEMPLOYMENT INSURANCE INVESTIGATION (11 POSITIONS)	589,400	

1 DEPARTMENT OF LABOR (CONT.)

2		3	4	5	6	7	8	9	10	11	12
		ALLOCATIONS	APPROPRIATION	APPROPRIATION	FUND SOURCES						
			ITEMS	GENERAL FUND	OTHER FUNDS						
4	DIRECTORS OFFICE (4 POSITIONS)	263,900									
5	DATA PROCESSING (46 POSITIONS)	2,528,200									
6	WIN (19 POSITIONS)	1,361,900									
7	COMMISSIONER'S OFFICE (8 POSITIONS)		671,300	671,300							
8	ADMINISTRATIVE SERVICES		4,120,100	1,143,700	2,976,400						
9	MANAGEMENT SERVICES (44 POSITIONS)	1,989,600									
10	LABOR MARKET INFORMATION (41 POSITIONS)	2,062,100									
11	CIP POSITIONS (2 POSITIONS)	68,400									
12	PUBLIC PROTECTION										
13	OCCUPATIONAL SAFETY AND HEALTH (32 POSITIONS)		2,111,900	949,600	1,162,300						
14	FISHERMENS FUND (3 POSITIONS)		1,280,500		1,280,500						
15	WORKERS' COMPENSATION		4,791,300	2,861,000	1,930,300						
16	WORKERS' COMPENSATION ADMINISTRATION (39 POSITIONS)	2,474,400									
17	SECOND INJURY FUND (8 POSITIONS)	2,316,900									
18	LABOR STANDARDS AND SAFETY		2,143,200	1,857,000	286,200						
19	WAGE AND HOUR ADMINISTRATION (22 POSITIONS)	1,016,500									
20	MECHANICAL INSPECTION (20 POSITIONS)	1,126,700									

		ALLOCATIONS	APPROPRIATION ITEMS	APPROPRIATION GENERAL FUND	FUND SOURCES OTHER FUNDS	
1						1
2						2
3	* * * * *		* * * * *			3
4	* * * * * DEPARTMENT OF COMMERCE & ECONOMIC DEVELOPMENT		* * * * *			4
5	* * * * *		* * * * *			5
6	PUBLIC PROTECTION					6
7	MEASUREMENT STANDARDS (57 POSITIONS)		2,391,900	2,391,900		7
8	BANKING SECURITIES & CORPORATIONS		1,330,600	1,210,100	120,500	8
9	CORPORATIONS (7 POSITIONS)	251,900				9
10	FINANCIAL INSTITUTIONS (19 POSITIONS)	1,078,700				10
11	INSURANCE DIVISION (19 POSITIONS)		975,300	975,300		11
12	OCCUPATIONAL LICENSING		1,658,200	1,658,200		12
13	ADMINISTRATION (19 POSITIONS)	886,300				13
14	LICENSING BOARDS	193,900				14
15	INVESTIGATIONS (8 POSITIONS)	578,000				15
16	COMMISSIONER'S OFFICE & ADMINISTRATIVE SERVICES (24 POSITIONS)		1,228,300	1,228,300		16
17	REGULATORY COMMISSIONS					17
18	ALASKA TRANSPORTATION COMMISSION (28 POSITIONS)		1,530,000	1,530,000		18
19	ALASKA PUBLIC UTILITIES COMMISSION (50 POSITIONS)		2,989,200	2,889,200	100,000	19
20	REAL ESTATE COMMISSION (5 POSITIONS)		376,600	251,600	125,000	20
21	OIL & GAS CONSERVATION COMMISSION (24 POSITIONS)		2,172,200	2,172,200		21
22	DEVELOPMENT					22
23	ALASKA POWER AUTHORITY		13,399,300	9,217,300	4,182,000	23
24	ADMINISTRATION & POWER COST ASSISTANCE (16 POSITIONS)	9,217,300				24

DEPARTMENT OF COMMERCE & ECONOMIC DEVELOPMENT (CONT.)				
	ALLOCATIONS	APPROPRIATION ITEMS	APPROPRIATION GENERAL FUND	FUND SOURCES OTHER FUNDS
1				
2				
3				
4	PLANT OPERATION & MAINTENANCE	2,247,000		
5	PROJECT POSITIONS/ASSOCIATED COSTS (35 POSITIONS)	1,935,000		
6	ECONOMIC DEVELOPMENT		1,846,800	
7	COMMERCIAL FISHERIES DEVELOPMENT (5 POSITIONS)	463,000		
8	MINERALS DEVELOPMENT (4 POSITIONS)	339,800		
9	ENTERPRISE (7 POSITIONS)	490,200		
10	INTERNATIONAL TRADE (2 POSITIONS)	553,800		
11	BUSINESS LOANS & VETERANS AFFAIRS		2,096,200	877,300
12	INVESTMENTS (24 POSITIONS)	1,090,800		
13	ACCOUNTING & COLLECTIONS (32 POSITIONS)	1,428,000		
14	VETERANS SERVICES	454,700		
15	FISHERIES ENHANCEMENT TAX RECEIPTS		2,440,300	
16	TOURISM DIVISION (21 POSITIONS)		5,000,000	
17	ALASKA INDUSTRIAL DEVELOPMENT AUTHORITY (19 POSITIONS)		1,717,100	1,717,100
18	ALASKA SEAFOOD MARKETING INSTITUTE (4 POSITIONS)		1,000,000	1,000,000
19	ALASKA RESOURCES CORPORATION (9 POSITIONS)		1,144,900	1,144,900
20	ROYALTY OIL & GAS BOARD (2 POSITIONS)		149,600	
21	AGRICULTURAL ACTION COUNCIL		323,600	175,600
22	ADMINISTRATION (4 POSITIONS)	323,600		
23	CIP OVERHEAD POSITIONS & ASSOCIATED COSTS (4 POSITIONS)	175,600		

		ALLOCATIONS	APPROPRIATION ITEMS	APPROPRIATION GENERAL FUND	APPROPRIATION OTHER FUNDS	FUND SOURCES
1						1
2						2
3	* * * * *		* * * * *			3
4	* * * * * DEPARTMENT OF MILITARY AFFAIRS		* * * * *			4
5	* * * * *		* * * * *			5
6	PUBLIC PROTECTION					6
7	SEARCH AND RESCUE - CIVIL AIR PATROL (3 POSITIONS)		818,300	818,300		7
8	DISASTER PLANNING & CONTROL		1,488,400	732,500	755,900	8
9	CIVIL PREPAREDNESS (18 POSITIONS)	834,500				9
10	RADIOLOGICAL PROGRAM (1 POSITION)	61,200				10
11	CITY PARTICIPATION	130,000				11
12	FLOOD CONTROL	79,800				12
13	TRAINING	66,600				13
14	DISASTER RELIEF ACT (1 POSITION)	42,200				14
15	HANDICAPPED PREPAREDNESS	5,300				15
16	RESERVIST PROGRAM	20,400				16
17	RADIOLOGICAL DEFENSE PLAN (2 POSITIONS)	165,800				17
18	NUCLEAR CIVIL PREPAREDNESS PLANNING (1 POSITION)	82,600				18
19	ALASKA NATIONAL GUARD		6,572,500	3,621,000	2,951,500	19
20	OFFICE OF ADJUTANT GENERAL (24 POSITIONS)	1,349,200				20
21	STATE ARMORIES (6 POSITIONS)	1,106,500				21
22	FEDERAL ARMORIES (32.3 POSITIONS)	1,187,000				22
23	ARMY TRAINING SUPPORT (7.7 POSITIONS)	874,400				23
24	AIR TRAINING SUPPORT (18 POSITIONS)	989,800				24
25	ALASKA MILITARY ACADEMY	7,800				25

1 DEPARTMENT OF MILITARY AFFAIRS (CONT.)		1	
2		APPROPRIATION	APPROPRIATION FUND SOURCES
3		ALLOCATIONS	GENERAL FUND OTHER FUNDS
4	TRAINING SITES (4 POSITIONS)	430,200	
5	RETENTION BENEFITS (3 POSITIONS)	627,600	
6	RETIREMENT BENEFITS		1,202,200
7	*****	*****	
8	***** DEPARTMENT OF NATURAL RESOURCES	*****	
9	*****	*****	
10	NATURAL RESOURCE MANAGEMENT		
11	MANAGEMENT & ADMINISTRATION	13,319,800	10,558,000 2,761,800
12	COMMISSIONERS OFFICE (14 POSITIONS)	1,308,800	
13	ADMINISTRATIVE SERVICES (51 POSITIONS)	1,863,600	
14	INFORMATION/RECORDS MANAGEMENT (89 POSITIONS)	4,156,800	
15	STATE RECORDER (45 POSITIONS)	1,554,300	
16	RESEARCH/SPECIAL PROJECTS (39.4 POSITIONS)	1,972,500	
17	DIRECT CHARGE & ASSOCIATED COSTS CIP (51 POSITIONS)	2,463,800	
18	MANAGEMENT OF FOREST/LAND/WATER RESOURCES		17,708,500 16,726,800 981,700
19	LAND SELECTION/TITLE DEFENSE (20.1 POSITIONS)	1,191,000	
20	LAND DISPOSALS/FEE TITLE (53.2 POSITIONS)	2,763,300	
21	LIMITED LAND DISPOSALS/USE (63.5 POSITIONS)	3,086,600	
22	WATER USE MANAGEMENT (27.1 POSITIONS)	1,274,100	
23	TIMBER INVENTORY/SALES (33.5 POSITIONS)	1,415,300	
24	FOREST RESEARCH (11.4 POSITIONS)	639,100	
25	FIRE PROTECTION/SUPPRESSION (142.7 POSITIONS)	5,363,100	

DEPARTMENT OF NATURAL RESOURCES (CONT.)		ALLOCATIONS	APPROPRIATION ITEMS	APPROPRIATION GENERAL FUND	FUND SOURCES OTHER FUNDS
1					
2					
3					
4	FOREST LAND & WATER ADMINISTRATION (37.3 POSITIONS)	1,976,000			
5	MANAGEMENT OF MINERAL RESOURCES		9,702,900	5,424,300	4,278,600
6	LEASE SALES (26.4 POSITIONS)	1,628,700			
7	LEASE SALE ADMINISTRATION (20.7 POSITIONS)	1,323,700			
8	MINERAL DEVELOPMENT (32.1 POSITIONS)	1,587,300			
9	MINERAL RESOURCES ADMINISTRATION (18.5 POSITIONS)	947,900			
10	DIRECT CHARGE & ASSOCIATED COSTS CIP (90.8 POSITIONS)	4,215,300			
11	COAL DEVELOPMENT (11.8 POSITIONS)		2,868,500	468,500	2,400,000
12	PARKS & RECREATION		6,494,100	5,365,800	1,128,300
13	HISTORIC RESOURCE MANAGEMENT (4.1 POSITIONS)	153,100			
14	PARK DESIGN/DEVELOPMENT (6.4 POSITIONS)	315,600			
15	PARK MAINTENANCE & OPERATIONS (82.6 POSITIONS)	4,051,800			
16	PARKS ADMINISTRATION (9 POSITIONS)	465,300			
17	DIRECT CHARGE & ASSOCIATED COSTS CIP (32 POSITIONS)	954,900			
18	OVERHEAD & ASSOCIATED COSTS CIP (3 POSITIONS)	153,400			
19	YOUTH EMPLOYMENT PROGRAM (2 POSITIONS)	400,000			
20	AGRICULTURAL MANAGEMENT		2,466,300	1,858,400	607,900
21	AGRICULTURAL DEVELOPMENT (8.2 POSITIONS)	507,700			
22	AGRICULTURAL FINANCING/MARKETING/PROMOTION (13 POSITIONS)	607,900			
23	AGRICULTURAL RESEARCH/EXTENSION SERVICES (12.2 POSITIONS)	819,600			
24	STATE FAIRS	333,000			
25	IT IS INTENDED THAT THE FOLLOWING FAIRS RECEIVE FISCAL				

1 DEPARTMENT OF NATURAL RESOURCES (CONT.)

2

3

4 YEAR 1984 ALLOCATIONS IN THE FOLLOWING AMOUNTS:

5 TANANA VALLEY FAIR, FAIRBANKS \$ 67,950

6 ALASKA STATE FAIR, PALMER 67,950

7 ANCHORAGE FUR RENDEZVOUS 67,950

8 S.E. ALASKA STATE FAIR 31,720

9 KODIAK RODEO AND FAIR 20,390

10 KENAI PENINSULA STATE FAIR 18,850

11 MONTH OF IDITAROD 13,590

12 DELTANA STATE FAIR, DELTA 9,070

13 YUKON-KUSKOKWIM FAIR, BETHEL 9,070

14 N.W. ALASKA NATIVE TRADE FAIR, KOTZEBUE 9,070

15 CHEVAK STATE FAIR 5,800

16 KOYUKON FAIR, GALENA 4,540

17 ANCHORAGE 4-H FAIR 2,720

18 WILLOW WINTER CARNIVAL 2,260

19 KENNY LAKE FAIR 1,400

20 JUNEAU 4-H 670

21 TOTAL \$333,000

22 DIRECTORS OFFICE (3 POSITIONS)

198,100

APPROPRIATION APPROPRIATION FUND SOURCES
ITEMS GENERAL FUND OTHER FUNDS

1

2

3

4

5

6

7

8

9

10

11

12

13

14

15

16

17

18

19

20

21

22

	ALLOCATIONS	APPROPRIATION ITEMS	APPROPRIATION GENERAL FUND	FUND SOURCES OTHER FUNDS	
1					1
2					2
3	* * * * *	* * * * *			3
4	* * * * * DEPARTMENT OF FISH & GAME	* * * * *			4
5	* * * * *	* * * * *			5
6	NATURAL RESOURCE MANAGEMENT				6
7	COMMERCIAL FISH	18,522,600	16,342,000	2,180,600	7
8	FINFISH (509 POSITIONS)	12,573,900			8
9	SHELLFISH (72 POSITIONS)	2,993,500			9
10	TECHNICAL SERVICES (4.5 POSITIONS)	253,100			10
11	ADMINISTRATION AND SUPPORT (27.9 POSITIONS)	1,797,100			11
12	SPECIAL PROJECTS (29 POSITIONS)	905,000			12
13	(D)(2) CONVERSION (2 POSITIONS)		105,200		13
14	SPORT FISH	5,397,800	876,000	4,521,800	14
15	ADMINISTRATION AND SUPPORT (34 POSITIONS)	2,174,800			15
16	FINFISH (94.5 POSITIONS)	3,223,000			16
17	(D)(2) CONVERSION		84,000		17
18	CAPITAL IMPROVEMENT POSITION COSTS (73 POSITIONS)		2,665,200	2,665,200	18
19	FISHERIES REHABILITATION ENHANCEMENT DEVELOPMENT	11,743,000	11,743,000		19
20	SUPPLEMENTAL PRODUCTIONS (258 POSITIONS)	8,728,500			20
21	IT IS INTENDED THAT THE KLANOCK HATCHERY, BEAVER FALLS				21
22	HATCHERY, CANNERY CREEK HATCHERY AND THE MAIN BAY				22
23	HATCHERY BE FUNDED AT 50% TO ALLOW FOR OPERATIONS				23
24	THROUGH DECEMBER 31, 1983 AT WHICH TIME IT IS INTENDED				24
25	THAT THESE HATCHERIES BE TRANSFERRED TO PRIVATE				25
26	NON-PROFIT ACQUACULTURE ASSOCIATIONS. IN THE EVENT THAT				26
27	THE DEPARTMENT IS UNABLE TO TRANSFER THESE HATCHERIES				27

1 DEPARTMENT OF FISH & GAME (CONT.)

2
 3
 4 DUE TO: 1) NON-PASSAGE OF LEGISLATION AUTHORIZING
 5 TRANSFER OF HATCHERIES, OR 2) A NON-PROFIT
 6 ORGANIZATION'S REFUSAL TO ASSUME THE OPERATION OF A
 7 HATCHERY,
 8 IT IS THEN INTENDED BY THE LEGISLATURE THAT THE FOUR
 9 HATCHERIES NOT BE SHUT DOWN WITHOUT FURTHER REVIEW BY
 10 THE LEGISLATURE. IF THIS OCCURS THE DEPARTMENT SHALL
 11 UTILIZE EXISTING FUNDS AND SUBMIT TO THE LEGISLATURE BY
 12 JANUARY 31, 1984 A REQUEST FOR A SUPPLEMENTAL
 13 APPROPRIATION TOGETHER WITH A REPORT EXPLAINING WHY THE
 14 DEPARTMENT WAS NOT ABLE TO IMPLEMENT THIS LEGISLATIVE
 15 INTENT.

16 ADMINISTRATION & SUPPORT (49 POSITIONS) 1,789,100
 17 NO TRAVEL FUNDS FOR FRED ADMINISTRATION SHALL BE USED
 18 FOR OUT-OF-STATE TRAVEL.

19 TECHNICAL SERVICES (17 POSITIONS) 960,600
 20 FINFISH (8 POSITIONS) 264,800

21 CAPITAL IMPROVEMENT POSITION COSTS (4 POSITIONS) 261,800 261,800

22 VESSELS (21 POSITIONS) 1,992,600 1,992,600

23 COMMERCIAL FISHERIES ENTRY COMMISSION (35 POSITIONS) 1,992,600 1,992,600

24 GAME 10,435,300 1,927,400 8,507,900

25 GAME (113.9 POSITIONS) 8,276,100

APPROPRIATION APPROPRIATION FUND SOURCES
 ITEMS GENERAL FUND OTHER FUNDS

ALLOCATIONS

1 DEPARTMENT OF FISH & GAME (CONT.)			1
		APPROPRIATION	APPROPRIATION FUND SOURCES
	ALLOCATIONS	ITEMS	GENERAL FUND OTHER FUNDS
2			2
3			3
4	ADMINISTRATION AND SUPPORT (29.9 POSITIONS)	1,415,000	4
5	TECHNICAL & LOGISTICAL SERVICES (7 POSITIONS)	465,700	5
6	SPECIAL PROJECTS (4 POSITIONS)	278,500	6
7	(D)(2) CONVERSION (11 POSITIONS)	324,100	324,100 7
8	CAPITAL IMPROVEMENT POSITION COSTS (16 POSITIONS)	1,212,300	1,212,300 8
9	ADMINISTRATION AND SUPPORT	4,836,500	4,664,500 172,000 9
10	OFFICE OF THE COMMISSIONER (9 POSITIONS)	929,800	10
11	11 IT IS INTENDED THAT \$20,000 BE USED FOR THE THIRD AND		
12	12 FINAL PHASE OF THE GEODUCK AND SHELLFISH STUDY FOR		
13	13 ADMIRALTY, BARANOF AND CHICHAGOF ISLANDS AND THAT		
14	14 \$25,000 BE USED FOR MOUNTAIN GOAT TRANSPLANT IN THE		
15	15 VICINITY BETWEEN CHICKAMIN RIVER AND BOCA DE QUADIA,		
16	16 EAST OF KETCHIKAN, TO THE AREA NEAR SWAN LAKE.		
17	TECHNICAL AND LOGISTICAL SERVICES (11 POSITIONS)	682,600	17
18	ADMINISTRATIVE SERVICES (54 POSITIONS)	3,224,100	18
19	CAPITAL IMPROVEMENT POSITION COSTS (1 POSITION)	62,400	62,400 19
20	BOARDS OF FISHERIES AND GAME (17 POSITIONS)	1,426,400	927,600 498,800 20
21	SUBSISTENCE DIVISION	2,051,600	1,551,600 500,000 21
22	ADMINISTRATION AND SUPPORT (17 POSITIONS)	871,700	22
23	SOCIOECONOMIC INVESTIGATION (23 POSITIONS)	1,119,900	23
24	TECHNICAL & LOGISTICAL SERVICES (1 POSITION)	60,000	24
25	(D)(2) CONVERSION (12 POSITIONS)	586,500	586,500 25

1	DEPARTMENT OF FISH & GAME (CONT.)					1
2			ALLOCATIONS	APPROPRIATION	APPROPRIATION	FUND SOURCES
3				ITEMS	GENERAL FUND	OTHER FUNDS
4	CAPITAL IMPROVEMENT POSITION COSTS (5 POSITIONS)			446,800		446,800
5	HABITAT PROTECTION			2,268,900	1,973,100	295,800
6	ADMINISTRATION AND SUPPORT (10 POSITIONS)		677,000			
7	LAND AND WATER MANAGEMENT (24 POSITIONS)		1,296,100			
8	SPECIAL PROJECTS (10 POSITIONS)		295,800			
9	CAPITAL IMPROVEMENT POSITION COSTS (65 POSITIONS)			3,572,100		3,572,100
10		* * * * *		* * * * *		
11		* * * * * DEPARTMENT OF PUBLIC SAFETY		* * * * *		
12		* * * * *		* * * * *		
13	NATURAL RESOURCE MANAGEMENT					
14	FISH & WILDLIFE PROTECTION			13,557,900	13,557,900	
15	ENFORCEMENT (157 POSITIONS)		8,644,300			
16	DIRECTORS OFFICE (11 POSITIONS)		719,300			
17	AIRCRAFT SECTION (12 POSITIONS)		1,147,400			
18	MARINE ENFORCEMENT (23 POSITIONS)		3,046,900			
19	PUBLIC PROTECTION					
20	FIRE SAFETY (19 POSITIONS)			1,151,500	1,096,300	55,200
21	HIGHWAY SAFETY PLANNING AGENCY (5 POSITIONS)			1,159,800	341,800	818,000
22	DRIVER VEHICLE SERVICES			5,202,300	4,831,700	370,600
23	DRIVER SERVICES (20 POSITIONS)		729,300			
24	VEHICLE SERVICES (10 POSITIONS)		383,200			
25	FIELD OPERATIONS (85 POSITIONS)		3,382,500			

1	DEPARTMENT OF PUBLIC SAFETY (CONT.)		1
2		ALLOCATIONS	2
3		ITEMS	3
4	ADMINISTRATION (18 POSITIONS)	707,300	4
5	ADMINISTRATION OF JUSTICE		5
6	ALASKA STATE TROOPERS	26,941,600	6
7	STATE TROOPER DETACHMENTS & CIB (309 POSITIONS)	23,197,200	7
8	NARCOTICS UNIT (13 POSITIONS)	1,823,500	8
9	DIRECTOR'S OFFICE (15 POSITIONS)	867,900	9
10	BUREAU OF VEHICLE ENFORCEMENT (15 POSITIONS)	1,053,000	10
11	SUPPORT AND SERVICE	6,995,500	11
12	LABORATORY SERVICES (13 POSITIONS)	705,600	12
13	CENTRAL COMMUNICATIONS (30 POSITIONS)	1,437,000	13
14	COMMUNITY SERVICES (3 POSITIONS)	192,400	14
15	JUDICIAL SERVICES - A.S.T. (48 POSITIONS)	3,263,000	15
16	PRISONER TRANSPORTATION	730,900	16
17	SEARCH AND RESCUE	283,900	17
18	BUILDING SECURITY (8 POSITIONS)	382,700	18
19	ADMINISTRATION	9,127,900	19
20	CONTRACT JAILS (2 POSITIONS)	3,567,500	20
21	COMMISSIONER'S OFFICE (6 POSITIONS)	647,100	21
22	TRAINING ACADEMY (46 POSITIONS)	1,536,200	22
23	ADMINISTRATION AND SUPPORT (57 POSITIONS)	3,273,100	23
24	UNIFORM CRIME REPORTING CENTER (3 POSITIONS)	104,000	24
25	VILLAGE PUBLIC SAFETY OFFICER PROGRAM	7,233,400	25
		26,835,600	106,000
		6,995,500	6,995,500
		9,058,900	69,000
		7,233,400	7,233,400

1	DEPARTMENT OF PUBLIC SAFETY (CONT.)				1
2			APPROPRIATION	APPROPRIATION FUND SOURCES	2
3		ALLOCATIONS	ITEMS	GENERAL FUND OTHER FUNDS	3
4	CONTRACTS	4,190,600			4
5	DIRECT VILLAGE PUBLIC SAFETY OFFICER SUPPORT (22 POSITIONS)	2,801,700			5
6	ADMINISTRATION (4 POSITIONS)	241,100			6
7	POLICE STANDARDS COUNCIL (3 POSITIONS)		363,800	363,800	7
8	VIOLENT CRIMES COMPENSATION BOARD (2 POSITIONS)		398,200	398,200	8
9	DOMESTIC VIOLENCE COUNCIL (4 POSITIONS)		4,136,100	4,136,100	9
10	* * * * *		* * * * *		10
11	* * * * * DEPARTMENT OF TRANSPORTATION/PUBLIC FACILITIES		* * * * *		11
12	* * * * *		* * * * *		12
13	TRANSPORTATION				13
14	ADMINISTRATION AND STATEWIDE PROGRAMS		13,515,500	12,822,900 692,600	14
15	COMMISSIONER'S OFFICE (6 POSITIONS)	1,109,000			15
16	THE \$421,000 LINE ITEM IN THE COMMISSIONER'S OFFICE				16
17	SHALL BE EXPENDED ONLY FOR THE FOLLOWING PURPOSES: 1)				17
18	TO ENSURE TIMELY COMPLETION OF CAPITAL PROJECTS ALREADY				18
19	IN THE DESIGN OR CONSTRUCTION PHASE BY THE DEPARTMENT,				19
20	OR 2) TO COVER EXPENSES DIRECTLY ATTRIBUTABLE TO THE				20
21	REORGANIZATION OF THE DEPARTMENT ALONG REGIONAL LINES.				21
22	THE COMMISSIONER SHALL REPORT TO THE LEGISLATURE ON				22
23	JANUARY 1, 1984, APRIL 1, 1984 AND JULY 1, 1984 ON THE				23
24	USE OF THESE FUNDS.				24
25	INTERNAL REVIEW (11 POSITIONS)	698,500			25

1 DEPARTMENT OF TRANSPORTATION/PUBLIC FACILITIES (CONT.)

2		3	4	5	6
7		8	9	10	11
12		13	14	15	16
17		18	19	20	21
22		23	24	25	26
27		28	29	30	31
	ALLOCATIONS	APPROPRIATION	APPROPRIATION	FUND SOURCES	
		ITEMS	GENERAL FUND	OTHER FUNDS	
4	SUPPORT SERVICES (64 POSITIONS)				
5	CENTRAL REGION (50 POSITIONS)				
6	INTERIOR REGION (25 POSITIONS)				
7	SOUTHEAST REGION (27 POSITIONS)				
8	WESTERN REGION (6 POSITIONS)				
9	SOUTHCENTRAL REGION (14 POSITIONS)				
10	FINANCIAL MANAGEMENT (47 POSITIONS)				
11	INFORMATION SYSTEMS (36 POSITIONS)				
12	MAINTENANCE AND OPERATIONS SUPPORT	2,227,400	1,673,500	553,900	
13	ADMINISTRATION (6 POSITIONS)	464,600			
14	AIRPORT SAFETY & SECURITY (5 POSITIONS)	845,800			
15	AIRPORT LEASING (20 POSITIONS)	917,000			
16	STATEWIDE MAINTENANCE & OPERATIONS CONTINGENCY	1,000,000	1,000,000		
17	THE \$1,000,000 CONTINGENCY FOR STATEWIDE MAINTENANCE AND				
18	OPERATIONS SHALL BE EXPENDED FOR TRANSPORTATION OR				
19	FACILITIES MAINTENANCE ONLY IF THE FOLLOWING CONDITIONS				
20	EXIST: A) EXTRA-ORDINARY WEATHER CONDITIONS, B)				
21	PRESERVATION OF THE PUBLIC SAFETY, OR C) PREVENTION OF				
22	AVOIDABLE OR UNUSUAL DAMAGE TO A STATE TRANSPORTATION				
23	LINK OR PUBLIC FACILITY.				
24	THE COMMISSIONER SHALL ALLOCATE FUNDS FROM THIS ACCOUNT				
25	ONLY AFTER FINDING, IN WRITING, THAT ONE OF THE				
26	CONDITIONS DESCRIBED ABOVE EXISTS. THE COMMISSIONER				
27	SHALL REPORT TO THE LEGISLATURE ON JANUARY 1, 1984,				

1 DEPARTMENT OF TRANSPORTATION/PUBLIC FACILITIES (CONT.)

2		3	4	5	6
7		8	9	10	11
12		13	14	15	16
17		18	19	20	21
22		23	24	25	26
4	APRIL 1, 1984, AND JULY 1, 1984 ON THE USE OF THESE				
5	FUNDS.				
6	CENTRAL REGION MAINTENANCE & OPERATIONS		31,189,300	30,283,500	905,800
7	AIRPORTS (46 POSITIONS)	6,192,000			
8	HIGHWAYS (148 POSITIONS)	19,948,800			
9	TRAFFIC SIGNAL MANAGEMENT	780,000			
10	FACILITIES (28 POSITIONS)	3,262,700			
11	ADMINISTRATION (21 POSITIONS)	1,005,800			
12	INTERIOR REGION MAINTENANCE & OPERATIONS		28,172,800	27,258,700	914,100
13	AIRPORTS (19 POSITIONS)	2,417,000			
14	HIGHWAYS (124 POSITIONS)	12,945,800			
15	FACILITIES (24 POSITIONS)	3,368,800			
16	DALTON HIGHWAY ROAD MAINTENANCE (61 POSITIONS)	6,772,100			
17	DALTON HIGHWAY FACILITIES (9 POSITIONS)	1,709,700			
18	ADMINISTRATION (18 POSITIONS)	959,400			
19	SOUTHEAST REGION MAINTENANCE & OPERATIONS		13,179,800	13,003,700	176,100
20	AIRPORTS (2 POSITIONS)	512,900			
21	HIGHWAYS (62 POSITIONS)	7,611,200			
22	FACILITIES (39 POSITIONS)	4,724,200			
23	ADMINISTRATION (5 POSITIONS)	331,500			
24	WESTERN REGION MAINTENANCE & OPERATIONS		5,728,500	5,703,500	25,000
25	AIRPORTS (15 POSITIONS)	2,547,000			

DEPARTMENT OF TRANSPORTATION/PUBLIC FACILITIES (CONT.)					1
	ALLOCATIONS	APPROPRIATION ITEMS	APPROPRIATION GENERAL FUND	FUND SOURCES OTHER FUNDS	2
HIGHWAYS (23 POSITIONS)	1,998,600				3
FACILITIES (8 POSITIONS)	831,400				4
ADMINISTRATION (4 POSITIONS)	351,500				5
SOUTHCENTRAL REGION MAINTENANCE & OPERATIONS		12,013,200	11,175,200	838,000	6
AIRPORTS (5 POSITIONS)	826,300				7
HIGHWAYS (80 POSITIONS)	7,980,300				8
FACILITIES (22 POSITIONS)	2,752,900				9
ADMINISTRATION (8 POSITIONS)	453,700				10
STATE EQUIPMENT FLEET		19,314,700	15,000	19,299,700	11
CENTRAL REGION (60 POSITIONS)	6,255,100				12
INTERIOR REGION (45 POSITIONS)	4,980,300				13
DALTON HIGHWAY (8 POSITIONS)	2,094,800				14
SOUTHEAST REGION (22 POSITIONS)	2,105,600				15
WESTERN REGION (9 POSITIONS)	910,600				16
SOUTHCENTRAL REGION (26 POSITIONS)	2,813,500				17
ADMINISTRATION (8 POSITIONS)	154,800				18
FUNDING ADJUSTMENTS FOR HWCN SERVICES			-7,336,700	7,336,700	19
ANCHORAGE INTERNATIONAL AIRPORT		15,158,300		15,158,300	20
FIELD MAINTENANCE (46 POSITIONS)	2,649,800				21
BUILDING MAINTENANCE (44 POSITIONS)	3,256,100				22
SECURITY (66 POSITIONS)	3,413,100				23
CUSTODIAL (57 POSITIONS)	2,714,400				24

1 DEPARTMENT OF TRANSPORTATION/PUBLIC FACILITIES (CONT.)

		APPROPRIATION	APPROPRIATION FUND SOURCES		
	ALLOCATIONS	ITEMS	GENERAL FUND	OTHER FUNDS	
4	EQUIPMENT (15 POSITIONS)	1,094,200			4
5	ADMINISTRATION (13 POSITIONS)	2,030,700			5
6	FAIRBANKS INTERNATIONAL AIRPORT		6,728,300	6,728,300	6
7	FIELD MAINTENANCE (16 POSITIONS)	1,446,200			7
8	BUILDING MAINTENANCE (5 POSITIONS)	1,166,900			8
9	SECURITY (47 POSITIONS)	2,941,700			9
10	CUSTODIAL (11 POSITIONS)	496,900			10
11	ADMINISTRATION (8 POSITIONS)	676,600			11
12	MARINE TRANSPORTATION		61,476,600	60,825,500	12
13	SOUTHEAST VESSEL OPERATIONS (627 POSITIONS)	38,107,200			13
14	SOUTHEAST VESSEL OVERHAUL	8,310,100			14
15	SOUTHEAST SHORE FACILITIES (37 POSITIONS)	2,387,700			15
16	SOUTHWEST VESSEL OPERATIONS (98 POSITIONS)	8,203,800			16
17	SOUTHWEST VESSEL OVERHAUL	1,305,400			17
18	SOUTHWEST SHORE FACILITIES (13 POSITIONS)	783,000			18
19	ADMINISTRATION (38 POSITIONS)	2,379,400			19
20	THE LEGISLATURE EXPRESSLY ENDORSES THE RECOMMENDATION OF				20
21	THE OMBUDSMAN THAT WRITTEN RESERVATION POLICIES BE				21
22	DEVELOPED FOR THE MARINE HIGHWAY SYSTEM AND THAT THESE				22
23	POLICIES SHOULD BE MADE AVAILABLE TO BOTH STAFF AND THE				23
24	PUBLIC.				24
25	DESIGN AND CONSTRUCTION ADMINISTRATION		2,448,600	1,212,100	25
				1,236,500	

1 DEPARTMENT OF TRANSPORTATION/PUBLIC FACILITIES (CONT.)

2		ALLOCATIONS	APPROPRIATION ITEMS	APPROPRIATION GENERAL FUND	FUND SOURCES OTHER FUNDS	2
3						3
4	PROGRAM MANAGEMENT (8 POSITIONS)	1,034,400				4
5	CLAIMS & BIDDING (29 POSITIONS)	1,414,200				5
6	STANDARDS AND TECHNICAL SERVICES		5,749,300	2,829,300	2,920,000	6
7	DIRECTOR'S OFFICE (4 POSITIONS)	269,000				7
8	BRIDGE & HYDROLOGY (25 POSITIONS)	1,423,300				8
9	RIGHT OF WAY & LAND ACQUISITION (7 POSITIONS)	362,200				9
10	TECHINCAL SERVICES (19 POSITIONS)	1,053,700				10
11	ENGINEERING STANDARDS & REVIEW (10 POSITIONS)	603,300				11
12	MATERIAL ENGINEERING (17 POSITIONS)	1,397,700				12
13	CIP PROGRAM (10 POSITIONS)	640,100				13
14	CENTRAL REGION DESIGN & CONSTRUCTION		26,075,800	2,675,600	23,400,200	14
15	DIRECTOR'S OFFICE (15 POSITIONS)	853,100				15
16	AVIATION (61 POSITIONS)	3,324,500				16
17	HIGHWAYS (132 POSITIONS)	6,717,400				17
18	BUILDINGS & HARBORS (41 POSITIONS)	2,321,700				18
19	RIGHT OF WAY (52 POSITIONS)	2,498,200				19
20	TECHNICAL SERVICES (57 POSITIONS)	3,275,300				20
21	CIP PROGRAM (266 POSITIONS)	7,085,600				21
22	INTERIOR REGION DESIGN & CONSTRUCTION		25,329,700	2,625,800	22,703,900	22
23	DIRECTOR'S OFFICE (12 POSITIONS)	678,000				23
24	AVIATION (26 POSITIONS)	1,742,300				24
25	HIGHWAYS (87 POSITIONS)	6,271,900				25

1 DEPARTMENT OF TRANSPORTATION/PUBLIC FACILITIES (CONT.)			1
2		APPROPRIATION	2
3		ITEMS	3
4	BUILDINGS & HARBORS (22 POSITIONS)	ALLOCATIONS	4
5	RIGHT OF WAY (23 POSITIONS)		5
6	TECHNICAL SERVICES (40 POSITIONS)		6
7	NOME RESIDENCY (12 POSITIONS)		7
8	VALDEZ RESIDENCY (14 POSITIONS)		8
9	CIP PROGRAM (339 POSITIONS)		9
10	SOUTHEAST REGION DESIGN & CONSTRUCTION	11,872,600	10
11	DIRECTOR'S OFFICE (12 POSITIONS)	966,600	11
12	HIGHWAYS & AVIATION (59 POSITIONS)	3,634,900	12
13	HARBORS & MARINE FACILITIES (26 POSITIONS)	1,768,800	13
14	BUILDINGS (13 POSITIONS)	841,000	14
15	RIGHT OF WAY (14 POSITIONS)	742,500	15
16	TECHNICAL SERVICES (25 POSITIONS)	1,538,300	16
17	CIP PROGRAM (72 POSITIONS)	2,380,500	17
18	PLANNING AND PROGRAMMING	8,652,900	18
19	ADMINISTRATION (17 POSITIONS)	1,102,200	19
20	CENTRAL REGION TRANSPORTATION PLANNING (42 POSITIONS)	1,670,700	20
21	CENTRAL REGION FACILITIES PLANNING (19 POSITIONS)	804,400	21
22	INTERIOR REGION TRANSPORTATION PLANNING (30 POSITIONS)	1,310,700	22
23	INTERIOR REGION FACILITIES PLANNING (5 POSITIONS)	284,100	23
24	INTERIOR REGION RESEARCH & DEVELOPMENT (22 POSITIONS)	966,300	24

APPROPRIATION FUND SOURCES
GENERAL FUND OTHER FUNDS

1	DEPARTMENT OF TRANSPORTATION/PUBLIC FACILITIES (CONT.)		1
2			2
3		ALLOCATIONS	3
4		ITEMS	4
5		GENERAL FUND	5
6		OTHER FUNDS	6
7			7
8			8
9	ADMINISTRATION OF JUSTICE		9
10	ADULT CONFINEMENT		10
11	JUNEAU CORRECTION CENTER (73 POSITIONS)	4,125,300	11
12	JOHNSON HUMAN SERVICES CENTER (15 POSITIONS)	850,300	12
13	KETCHIKAN CORRECTION CENTER (28 POSITIONS)	1,648,200	13
14	PALMER CORRECTION CENTER (79 POSITIONS)	4,299,500	14
15	HILAND MTN CORRECTION CENTER (76 POSITIONS)	4,848,200	15
16	MEADOW CREEK CORRECTIONAL CENTER (22 POSITIONS)	1,193,800	16
17	ANCHORAGE STATE CORRECTION CENTER (34 POSITIONS)	1,940,200	17
18	ANCHORAGE ANNEX CORRECTION CENTER (49 POSITIONS)	2,520,000	18
19	RIDGEVIEW MEN'S FACILITY (18 POSITIONS)	905,700	19
20	COOK INLET PRE-TRIAL FACILITY (81 POSITIONS)	4,784,500	20
21	KENAI REGIONAL CORRECTIONAL CENTER (70 POSITIONS)	3,897,300	21
22	FAIRBANKS CORRECTION CENTER (90 POSITIONS)	6,131,100	22
23	NOME CORRECTION CENTER (18 POSITIONS)	1,177,900	23
24	CORRECTIONAL IND. OPERATIONS	285,600	24
25	IT IS THE INTENT OF THE LEGISLATURE THAT SERVICES OR		25
26	PRODUCTS PRODUCED BY THE CORRECTIONAL INDUSTRIES PROGRAM		26

1 DEPARTMENT OF CORRECTIONS (CONT.)

2		3	4	5	6
7	8	9	10	11	12
13	14	15	16	17	18
19	20	21	22	23	24
4	WHICH ARE PURCHASED BY AGENCIES OF THE STATE OF ALASKA				
5	BE PURCHASED BY REIMBURSABLE SERVICES AGREEMENT FROM THE				
6	BENEFITING AGENCY TO THE DEPARTMENT OF CORRECTIONS.				
7	CORRECTIONAL INDUSTRIES ADMINISTRATION	278,800			
	(7 POSITIONS)				
8	OUT-OF-STATE CONTRACTUAL SERVICES (1 POSITION)	3,279,600			
9	MAJOR MEDICAL & GUARD HIRE (8 POSITIONS)	2,598,900			
10	ADULT PROBATION & COMMUNITY PROGRAMS		6,424,300	6,424,300	
11	ADULT PROBATION FIRST JUDICIAL DISTRICT	555,100			
	(12 POSITIONS)				
12	ADULT PROBATION SECOND JUDICIAL DISTRICT	310,800			
	(5 POSITIONS)				
13	ADULT PROBATION THIRD JUDICIAL DISTRICT	1,391,300			
	(30 POSITIONS)				
14	ADULT PROBATION FOURTH JUDICIAL DISTRICT	807,300			
	(15 POSITIONS)				
15	COMMUNITY BASED PROGRAMS (22 POSITIONS)	3,359,800			
16	CORRECTIONS ADMINISTRATION AND SUPPORT		5,728,800	5,550,200	178,600
17	COMMISSIONER'S OFFICE (79 POSITIONS)	5,288,700			
18	CAREER ENHANCEMENT TRAINING (4 POSITIONS)	261,500			
19	CIP ADMINISTRATION (4 POSITIONS)	178,600			
20	PAROLE BOARD (4 POSITIONS)		330,900	330,900	
21	YOUTH CORRECTIONAL SERVICES		11,437,300	11,437,300	
22	ADMINISTRATION (3 POSITIONS)	178,500			
23	FIRST DISTRICT (12 POSITIONS)	519,500			

1 DEPARTMENT OF CORRECTIONS (CONT.)		1		
2		2 APPROPRIATION	2 APPROPRIATION FUND SOURCES	
3		3 ALLOCATIONS	3 ITEMS	3 GENERAL FUND OTHER FUNDS
4	THIRD DISTRICT (28 POSITIONS)	1,162,600		
5	SECOND & FOURTH DISTRICT (18 POSITIONS)	903,900		
6	MCLAUGHLIN YOUTH CENTER (120 POSITIONS)	6,168,000		
7	FAIRBANKS YOUTH FACILITY (25 POSITIONS)	1,378,900		
8	NOME YOUTH FACILITY (13 POSITIONS)	902,300		
9	JUNEAU WOMEN'S & JUVENILE FACILITY (3 POSITIONS)	148,600		
10	KETCHIKAN YOUTH FACILITY	75,000		
11	* * * * *		* * * * *	
12	* * * * * DEPARTMENT OF ENVIRONMENTAL CONSERVATION		* * * * *	
13	* * * * *		* * * * *	
14	NATURAL RESOURCE MANAGEMENT			
15	ADMINISTRATION		11,512,900	9,671,700 1,841,200
16	OFFICE OF THE COMMISSIONER (7 POSITIONS)	471,000		
17	ADMINISTRATIVE SERVICES (13 POSITIONS)	595,300		
18	FACILITY CONSTRUCTION AND OPERATION (17 POSITIONS)	1,082,100		
19	ENVIRONMENTAL QUALITY DIRECTORS OFFICE (5 POSITIONS)	368,900		
20	MONITORING & LABORATORY SUPPORT (14 POSITIONS)	845,100		
21	SOUTHEAST REGION (22 POSITIONS)	1,038,500		
22	SOUTHCENTRAL REGION (39 POSITIONS)	1,794,600		
23	NORTHERN REGION (38 POSITIONS)	2,038,300		
24	ENVIRONMENTAL MANAGEMENT DIRECTORS OFFICE (4 POSITIONS)	220,100		

DEPARTMENT OF ENVIRONMENTAL CONSERVATION (CONT.)		ALLOCATIONS	APPROPRIATION ITEMS	APPROPRIATION GENERAL FUND	FUND SOURCES OTHER FUNDS
1					
2					
3					
4	WATER QUALITY MANAGEMENT (12 POSITIONS)	1,101,500			
5	MANAGEMENT & TECHNICAL ASSISTANCE (7 POSITIONS)	507,600			
6	AIR & SOLID WASTE (11.5 POSITIONS)	1,074,200			
7	PROJECT DIRECT CHARGE POSITIONS (4 POSITIONS)	310,300			
8	CIP OVERHEAD POSITIONS (2 POSITIONS)	65,400			
9	PUBLIC PROTECTION				
10	SEAFOOD AND ANIMAL INDUSTRIES		2,300,100	2,019,700	280,400
11	ADMINISTRATION (2 POSITIONS)	137,300			
12	ANIMAL INDUSTRY (14 POSITIONS)	693,700			
13	SEAFOOD INDUSTRY (26 POSITIONS)	1,469,100			
14	THE LEGISLATURE INTENDS FOR THE DEPARTMENT TO IMPLEMENT				
15	THE SEAFOOD INSPECTION PREMIUM SEAL PROGRAM. THE FUNDS				
16	DELETED IN THE SEAFOOD INDUSTRY PROGRAM RELATE TO ONE				
17	TIME STUDIES ASSOCIATED WITH THE FISCAL NOTE FOR CH. 57,				
18	SLA 1982 AND DO NOT EFFECT THE PREMIUM SEAL PROGRAM.				
19	* * * * *		* * * * *		
20	* * * * * DEPARTMENT OF COMMUNITY & REGIONAL AFFAIRS		* * * * *		
21	* * * * *		* * * * *		
22	SOCIAL SERVICES				
23	SENIOR CITIZENS TAX RELIEF		2,515,200	2,515,200	
24	PROPERTY TAX EXEMPTION	2,158,600			
25	RENTERS EQUIVALENCY REBATE	208,700			

1 DEPARTMENT OF COMMUNITY & REGIONAL AFFAIRS (CONT.)

2		3	4	5	6
7		8	9	10	11
12		13	14	15	16
17		18	19	20	21
22		23	24	25	26
4	WATER & SEWER ASSESSMENTS	30,000			
5	MOTOR VEHICLE EXEMPTION	117,900			
6	CHILD ASSISTANCE		10,341,000	10,341,000	
7	CHILD CARE (5 POSITIONS)	7,725,000			
8	HEAD START GRANTS	2,616,000			
9	CETA		7,677,700	268,000	7,409,700
10	TRAINING & SUPPORT SERVICES	2,384,600			
11	YOUTH PROGRAMS	1,623,500			
12	SPECIAL GOVERNOR'S GRANT (5.5 POSITIONS)	715,200			
13	ADMINISTRATION & EMPLOYMENT COUNSELING (44.5 POSITIONS)	2,454,400			
14	JOB TRAINING PARTNERSHIP ACT	500,000			
15	DISPLACED HOMEMAKERS (1 POSITION)		585,200	585,200	
16	DEVELOPMENT				
17	COMMUNITY ASSISTANCE GRANTS		64,529,300	61,640,800	2,888,500
18	MUNICIPAL REVENUE SHARING	57,950,000			
19	AGRICULTURAL LAND EXEMPTION	211,800			
20	NATIONAL FOREST RECEIPTS	2,888,500			
21	RURAL DEVELOPMENT GRANTS	3,100,000			
22	ORGANIZATIONAL GRANTS	30,100			
23	COMMUNITY LEGAL ASSISTANCE GRANTS	48,900			
24	BULK FUEL GRANTS	300,000			
25	LOCAL GOVERNMENT ASSISTANCE		7,182,600	5,242,200	1,940,400

DEPARTMENT OF COMMUNITY & REGIONAL AFFAIRS (CONT.)		ALLOCATIONS	APPROPRIATION ITEMS	APPROPRIATION GENERAL FUND	FUND SOURCES OTHER FUNDS
1					
2					
3					
4	TRAINING, DEVELOPMENT, & RDA (26 POSITIONS)	1,597,000			
5	STATE ASSESSOR (9 POSITIONS)	331,100			
6	LOCAL BOUNDARY COMMISSION (2 POSITIONS)	114,300			
7	GRANTS ADMINISTRATION (9 POSITIONS)	518,000			
8	COASTAL ENERGY IMPACT PROGRAM (2 POSITIONS)	1,127,400			
9	WEATHERIZATION & ENERGY CONSERVATION (5 POSITIONS)	2,925,300			
10	PROJECT DIRECT CHARGE POSITIONS/ASSOCIATED COSTS (6 POSITIONS)	330,300			
11	PROJECT OVERHEAD POSITIONS/ASSOCIATED COSTS (6 POSITIONS)	239,200			
12	COMMUNITY PLANNING SERVICES		3,415,000	2,151,000	1,264,000
13	COMMUNITY PLANNING ASSISTANCE (28 POSITIONS)	2,734,500			
14	ANCSA PLAN OF SURVEY (7 POSITIONS)	397,900			
15	MUNICIPAL LANDS TRUSTEE (5 POSITIONS)	282,600			
16	ADMINISTRATION & SUPPORT		1,622,000	1,477,600	144,400
17	OFFICE OF THE COMMISSIONER (4 POSITIONS)	569,200			
18	ADMINISTRATIVE SERVICES (27 POSITIONS)	1,052,800			
19	COMMUNITY BLOCK GRANTS		2,115,000		2,115,000
20	HOUSING ASSISTANCE		1,319,800	1,273,600	46,200
21	HOUSING LOAN ADMINISTRATION (22 POSITIONS)	1,218,700			
22	SENIOR CITIZEN HOUSING DEVELOPMENT (2 POSITIONS)	101,100			

	ALLOCATIONS	APPROPRIATION ITEMS	APPROPRIATION GENERAL FUND	FUND SOURCES OTHER FUNDS	
	* * * * *				1
	* * * * * LEGISLATURE				2
	* * * * *				3
6	GENERAL GOVERNMENT				6
7	BUDGET & AUDIT COMMITTEE	5,789,700	5,789,700		7
8	LEGISLATIVE AUDIT (45 POSITIONS)	2,643,900			8
9	LEGISLATIVE FINANCE (28 POSITIONS)	2,560,800			9
10	COMMITTEE EXPENSES (3.5 POSITIONS)	585,000			10
11	LEGISLATIVE COUNCIL				11
12	SALARIES AND ALLOWANCES (60 POSITIONS)	2,037,300	2,037,300		12
13	LEADERSHIP (14 POSITIONS)	4,000,000	4,000,000		13
14	LAA EXECUTIVE ADMINISTRATION (25 POSITIONS)	2,842,100	2,842,100		14
15	LAA ADMINISTRATIVE SERVICES (30 POSITIONS)	1,530,700	1,530,700		15
16	HOUSE RESEARCH (9 POSITIONS)	571,900	571,900		16
17	LAA LEGAL SERVICES (20 POSITIONS)	1,496,300	1,496,300		17
18	SESSION EXPENSES (73 POSITIONS)	6,095,700	6,095,700		18
19	COUNCIL & SUBCOMMITTEES	365,000	365,000		19
20	OFFICE SPACE RENTAL (17 POSITIONS)	2,203,400	2,203,400		20
21	EQUIPMENT ACCOUNT	93,000	93,000		21
22	PUBLIC SERVICES (60 POSITIONS)	3,051,700	3,051,700		22
23	ALL NEW AND EXISTING LEGISLATIVE TELECONFERENCE SITES				23
24	SHALL BE FULLY FUNDED DURING THE SECOND SESSION OF THE				24
25	THIRTEENTH LEGISLATURE.				25

1 LEGISLATURE (CONT.)

	ALLOCATIONS	APPROPRIATION ITEMS	APPROPRIATION GENERAL FUND	APPROPRIATION OTHER FUNDS	FUND SOURCES
2					
3					
4	SENATE ADVISORY COUNCIL (11 POSITIONS)		571,900	571,900	
5	NO FUNDS APPROPRIATED IN THE PRECEDING SECTIONS OF THIS				
6	BILL MAY BE DIRECTLY OR INDIRECTLY USED TO PAY FOR				
7	TELEVISION COVERAGE OF THE 1984 LEGISLATIVE SESSION.				
8	OFFICE OF OMBUDSMAN (23 POSITIONS)		1,509,700	1,509,700	
9	* * * * *	* * * * *			
10	* * * * * ALASKA COURT SYSTEM * * * * *				
11	* * * * *	* * * * *			
12	ADMINISTRATION OF JUSTICE				
13	COURTS ADMINISTRATION AND SUPPORT		34,613,800	34,613,800	
14	APPELLATE COURTS (51 POSITIONS)	3,560,400			
15	TRIAL COURTS (472 POSITIONS)	27,073,800			
16	ADMINISTRATON & SUPPORT (57 POSITIONS)	3,979,600			
17	COMMISSION ON JUDICIAL CONDUCT		37,800	37,800	
18	JUDICIAL COUNCIL (3 POSITIONS)		336,300	336,300	
19	* * * * *	* * * * *			
20	* * * * * UNIVERSITY OF ALASKA * * * * *				
21	* * * * *	* * * * *			
22	UNIVERSITY OF ALASKA				
23	STATEWIDE ADMINISTRATION		23,106,400	14,720,400	8,386,000
24	STATEWIDE ADMINISTRATION (263 POSITIONS)	21,596,800			
25	NOTWITHSTANDING THE PROVISIONS OF AS 37.07.080(E), EACH				
26	APPROPRIATION TO THE UNIVERSITY OF ALASKA IS SUBJECT TO				
27	REALLOCATION BY THE UNIVERSITY ADMINISTRATION UNDER				

1 UNIVERSITY OF ALASKA (CONT.)

2

3

4 PROCEDURES ESTABLISHED BY THE BOARD OF REGENTS AND THE
5 OFFICE OF MANAGEMENT & BUDGET. TRANSFERS MAY NOT BE
6 MADE BETWEEN APPROPRIATIONS EXCEPT AS PROVIDED IN AN ACT
7 MAKING TRANSFERS BETWEEN APPROPRIATIONS.

8 NOTWITHSTANDING THE PROVISIONS OF AS 37.07.080(H),
9 FEDERAL OR OTHER PROGRAM RECEIPTS AVAILABLE TO THE
10 UNIVERSITY OF ALASKA WHICH EXCEED THE AMOUNTS
11 APPROPRIATED IN THIS ACT ARE APPROPRIATED AND AVAILABLE
12 FOR EXPENDITURE UNDER PROCEDURES ESTABLISHED BY THE
13 BOARD OF REGENTS AND THE OFFICE OF MANAGEMENT & BUDGET.

14 THE UNIVERSITY SHALL PROVIDE THE LEGISLATIVE BUDGET &
15 AUDIT COMMITTEE WITH QUARTERLY REPORTS DETAILING
16 ADDITIONAL FEDERAL OR PROGRAM RECEIPTS ACCEPTED UNDER
17 THIS PROVISION.

18 UPON SUBMISSION OF THE FY 85 OPERATING BUDGET, THE
19 UNIVERSITY SHALL PROVIDE DOCUMENTATION FOR THE ADDITION
20 OF NEW PERSONNEL. THE DOCUMENTATION SHALL INCLUDE: 1)
21 STANDARDS USED FOR THE ALLOCATION OF PERSONNEL. 2)
22 EVIDENCE THAT THE STANDARDS ARE EXCEEDED SUFFICIENTLY
23 FOR THE ADDITION OF NEW STAFF.

24 THESE STANDARDS MAY TAKE THE FORM OF STUDENT CREDIT
25 HOURS (SCH) GENERATED BY FTE FACULTY, RATIOS OF CLIENTS
26 TO SUPPORT PERSONNEL, AND THE SQUARE FOOTAGE PER
27 MAINTENANCE STAFF. IT IS EXPECTED THAT THESE STANDARDS

	ALLOCATIONS	APPROPRIATION ITEMS	APPROPRIATION GENERAL FUND	FUND SOURCES OTHER FUNDS
--	-------------	------------------------	-------------------------------	-----------------------------

1

2

3

4

5

6

7

8

9

10

11

12

13

14

15

16

17

18

19

20

21

22

23

24

25

26

27

1 UNIVERSITY OF ALASKA (CONT.)

2

3

4 WILL VARY BY CAMPUS OR GROUPS OF CAMPUSES BECAUSE OF
5 DIFFERENT MISSIONS AND STAGES OF CAMPUS DEVELOPMENT.

6 CIP OVERHEAD POSITIONS & ASSOCIATED COSTS 1,509,600
(26 POSITIONS)

7 UNIVERSITY OF ALASKA, FAIRBANKS

8 UNIVERSITY OF ALASKA, FAIRBANKS (1,018 POSITIONS) 71,530,700

9 AT LEAST 50% OF STATE FUNDED ATHLETIC STUDENT
10 SCHOLARSHIPS PER SPORT AND PER MALE AND/OR FEMALE TEAM
11 SHALL BE AWARDED TO ALASKAN HIGH SCHOOL GRADUATES.

12 ORGANIZED RESEARCH (745 POSITIONS) 43,664,400

13 NOTWITHSTANDING THE PROVISIONS OF AS 37.25.010, FEDERAL
14 RECEIPTS BUDGETED IN THE ORGANIZED RESEARCH ALLOCATION
15 SHALL CONTINUE FOR THE LIFE OF THE SPECIFIC GRANT OR
16 CONTRACT. THE UNEXPENDED BALANCE OF FUNDS APPROPRIATED
17 FROM OTHER SOURCES SHALL LAPSE DECEMBER 31, 1984. THE
18 UNIVERSITY SHALL PROVIDE STATE FISCAL YEAR REPORTS ON
19 THESE APPROPRIATIONS.

20 UNIVERSITY OF ALASKA, ANCHORAGE (511 POSITIONS)

21 AT LEAST 50% OF STATE FUNDED ATHLETIC STUDENT 34,547,600 23,782,000 10,765,600 20

22 SCHOLARSHIPS PER SPORT AND PER MALE AND/OR FEMALE TEAM
23 SHALL BE AWARDED TO ALASKAN HIGH SCHOOL GRADUATES.

24 INCLUDED WITHIN THE APPROPRIATION FOR THE UNIVERSITY OF
25 ALASKA, ANCHORAGE IS \$359,600 FOR THE MINORITY ACCESS TO
26 RESEARCH CAREERS (MARC) HONORS UNDERGRADUATE PROGRAM.

1
2 APPROPRIATION APPROPRIATION FUND SOURCES
3 ITEMS GENERAL FUND OTHER FUNDS

ALLOCATIONS

1 UNIVERSITY OF ALASKA (CONT.)

2		ALLOCATIONS	APPROPRIATION ITEMS	APPROPRIATION GENERAL FUND	FUND SOURCES OTHER FUNDS	2
3						3
4	UNIVERSITY OF ALASKA, JUNEAU (191 POSITIONS)		11,986,600	9,631,800	2,354,800	4
5	ANCHORAGE COMMUNITY COLLEGE (352 POSITIONS)		21,909,300	15,684,400	6,224,900	5
6	COMMUNITY COLLEGES, COOP EXTENSION & RURAL ED		40,741,800	29,219,200	11,522,600	6
7	STATEWIDE STAFF & SUPPORT (35 POSITIONS)	2,710,300				7
8	FISHERIES INDUSTRIAL TECHNICAL CENTER (4 POSITIONS)	208,200				8
9	CHUKCHI COMMUNITY COLLEGE (12 POSITIONS)	1,086,300				9
10	KENAI PENINSULA COMMUNITY COLLEGE (51 POSITIONS)	4,100,400				10
11	KETCHIKAN COMMUNITY COLLEGE (26 POSITIONS)	1,747,900				11
12	KODIAK COMMUNITY COLLEGE (34 POSITIONS)	2,441,200				12
13	KUSKOKWIM COMMUNITY COLLEGE (47 POSITIONS)	4,396,100				13
14	MATANUSKA - SUSITNA COMMUNITY COLLEGE (30 POSITIONS)	2,014,300				14
15	NORTHWEST COMMUNITY COLLEGE (18 POSITIONS)	2,304,600				15
16	PRINCE WILLIAM SOUND COMMUNITY COLLEGE (26 POSITIONS)	2,090,900				16
17	SITKA COMMUNITY COLLEGE (17 POSITIONS)	1,384,100				17
18	TANANA VALLEY COMMUNITY COLLEGE (70 POSITIONS)	5,411,900				18
19	RURAL EDUCATION (39 POSITIONS)	4,943,800				19
20	COOPERATIVE EXTENSION SERVICE (78 POSITIONS)	5,901,800				20

1
2
3
4
5
6
7
8
9
10
11
12
13
14
15
16
17
18
19
20
21
22
23
24
25

* SEC. 18 THE FOLLOWING APPROPRIATION ITEMS ARE FOR
CAPITAL PROJECTS FROM THE GENERAL FUND TO THE AGENCIES
NAMED AND FOR THE PURPOSES EXPRESSED. (ED#___) MEANS
THAT THE CAPITAL PROJECT IS LOCATED SOMEWHERE WITHIN
THAT HOUSE OF REPRESENTATIVES ELECTION DISTRICT. THIS
GEOGRAPHIC REFERENCE HAS BEEN INSERTED BY STAFF AND IS
FOR INFORMATION PURPOSES ONLY.

ALLOCATIONS APPROPRIATION APPROPRIATION FUND SOURCES
 ITEMS GENERAL FUND OTHER FUNDS

* * * * * * * * * *
* * * * * OFFICE OF THE GOVERNOR * * * * *
* * * * * * * * * *

GENERAL GOVERNMENT
ELECTIONS

VOTING MACHINES

111,700 111,700

* * * * * * * * * *
* * * * * DEPARTMENT OF ADMINISTRATION * * * * *
* * * * * * * * * *

GENERAL GOVERNMENT

ALASKA PUBLIC BROADCASTING COMMISSION

KRBD RADIO STATION EQUIPMENT (ED 1)

15,000 15,000

SEWARD PUBLIC RADIO TRANSLATOR (ED 6)

34,500 34,500

KMXT EQUIPMENT (ED 27)

43,000 43,000

TELECOMMUNICATIONS SERVICES

FORT YUKON RADIO TRANSLATOR (ED 24)

5,000 5,000

1 DEPARTMENT OF ADMINISTRATION (CONT.)		1	
2		3 APPROPRIATION	4 APPROPRIATION FUND SOURCES
3		5 ALLOCATIONS	6 ITEMS
4		7 GENERAL FUND	8 OTHER FUNDS
5 CENTRALIZED ADMINISTRATIVE SERVICES			
6 DATA PROCESSING LEASE/PURCHASE		3,170,900	3,170,900
7 * * * * *		* * * * *	
8 * * * * * DEPARTMENT OF EDUCATION * * * * *			
9 * * * * *		* * * * *	
10 EDUCATION			
11 BIA TRANSFER SCHOOLS UPGRADE/REPLACEMENT		11,833,600	11,833,600
12 WRANGELL CITY SCHOOL DISTRICT			
13 WRANGELL HIGH SCHOOL (ED 1)		6,000,000	6,000,000
14 SOUTHEAST ISLAND SCHOOL DISTRICT			
15 PORT ALEXANDER SCHOOL CONSTRUCTION (ED 3)		450,000	450,000
16 KENAI PENINSULA BOROUGH SCHOOL DISTRICT			
17 HOMER HIGH SCHOOL (ED 5)		373,600	373,600
18 CHUGACH SCHOOL DISTRICT			
19 WHITTIER SCHOOL REPAIRS (ED 6)		160,000	160,000
20 ANCHORAGE SCHOOL DISTRICT			
21 INLET VIEW (ED 7-15)		351,400	351,400
22 HOMESTEAD ELEMENTARY DRAINAGE AND LANDSCAPING (ED 7-15)		300,000	300,000
23 ABBOTT LOOP (ED 7-15)		200,000	200,000
24 BAXTER (ED 7-15)		65,000	65,000
25 COLLEGE GATE (ED 7-15)		67,600	67,600
		120,000	120,000

1 DEPARTMENT OF EDUCATION (CONT.)

	ALLOCATIONS	APPROPRIATION ITEMS	APPROPRIATION GENERAL FUND	FUND SOURCES OTHER FUNDS	
2					1
3					2
4	LAKE OTIS (ED 7-15)	91,500	91,500		3
5	MOUNTAIN VIEW (ED 7-15)	229,000	229,000		4
6	TURNAGAIM (ED 7-15)	94,000	94,000		5
7	URSA MAJOR (ED 7-15)	255,500	255,500		6
8	URSA MINOR (ED 7-15)	46,000	46,000		7
9	CLARK (ED 7-15)	582,100	582,100		8
10	ROMIG (ED 7-15)	204,700	204,700		9
11	WENDLER (ED 7-15)	220,900	220,900		10
12	BARTLETT (ED 7-15)	130,000	130,000		11
13	SERVICE (ED 7-15)	179,000	179,000		12
14	PUPIL TRANSPORTATION (ED 7-15)	540,400	540,400		13
15	ED 8 MICROCOMPUTER PROJECT (ED 7-15)	228,200	228,200		14
16	SERVICE/HENSHAW CEILING REPAIR (ED 7-15)	13,500	13,500		15
17	SERVICE/HENSHAW ACCOUSTICAL TREATMENT (ED 7-15)	6,000	6,000		16
18	TUDOR ELEMENTARY ASSEMBLY AREA CARPET (ED 7-15)	2,800	2,800		17
19	TUDOR ELEMENTARY ACCOUSTICAL TILE (ED 7-15)	3,000	3,000		18
20	O'MALLEY ELEMENTARY SAVIN 895 COPIER (ED 7-15)	7,300	7,300		19
21	DIMOND HIGH SCHOOL TRACK (ED 7-15)	150,000	150,000		20
22	SAVE 1 SCHOOL (ED 7-15)	60,000	60,000		21
23	BAYSHORE DOOR INSTALLATION (ED 7-15)	85,000	85,000		22
24	DIMOND/MEARS HOCKEY RINK REPAIR (ED 7-15)	80,000	80,000		23
25	CAMPBELL MICROCOMPUTER PROJECT (ED 7-15)	16,200	16,200		24

DEPARTMENT OF EDUCATION (CONT.)		APPROPRIATION		APPROPRIATION FUND SOURCES	
	ALLOCATIONS	ITEMS	GENERAL FUND	OTHER FUNDS	
1	NORTH STAR MICROCOMPUTER PROJECT (ED 7-15)	13,900	13,900		1
2	ROGERS PARK MICROCOMPUTER PROJECT (ED 7-15)	15,300	15,300		2
3	TAKU MICROCOMPUTER PROJECT (ED 7-15)	17,600	17,600		3
4	WILLOW CREST MICROCOMPUTER PROJECT (ED 7-15)	20,600	20,600		4
5	ED 12 SCHOOLS MICROCOMPUTER PROJECT (ED 7-15)	153,000	153,000		5
6	GOVERNMENT HILL LUNCHROOM REMODEL (ED 7-15)	52,500	52,500		6
7	CHUGACH OPTIONAL ELEMENTARY IMPROVEMENTS (ED 7-15)	35,000	35,000		7
8	FAIRVIEW HEATING SYSTEM (ED 7-15)	135,800	135,800		8
9	NORTHWOOD SCHOOL HEATING AND LIGHTING (ED 7-15)	13,000	13,000		9
10	WEST HIGH SCHOOL LIGHTING UPGRADE (ED 7-15)	12,000	12,000		10
11	MEARS JUNIOR HIGH SCHOOL (ED 7-15)	6,200,000	6,200,000		11
12	WENDLER JUNIOR HIGH SCHOOL (ED 7-15)	700,000	700,000		12
13	OCEANVIEW ELEMENTARY MICROCOMPUTER PROJECT (ED 7-15)	6,000	6,000		13
14	ALASKA GATEWAY SCHOOL DISTRICT				14
15	DOT LAKE SCHOOL (ED 17)	1,300,000	1,300,000		15
16	DELTA GREELY SCHOOL DISTRICT				16
17	ZAMBONI (ED 17)	36,900	36,900		17
18	NENANA - HIGH SCHOOL ADDITION (ED 17)	900,000	900,000		18
19	GAKONA - MULTI-PURPOSE FACILITY (ED 17)	312,000	312,000		19
20	TRI-VALLEY SCHOOL IMPROVEMENTS (ED 17)	1,150,000	1,150,000		20
21	GLENALLEN - NEW SECONDARY SCHOOL (ED 17)	200,000	200,000		21
22	FORT GREELY GYM FACILITY (ED 17)	1,795,000	1,795,000		22

1 DEPARTMENT OF EDUCATION (CONT.)

	ALLOCATIONS	APPROPRIATION ITEMS	APPROPRIATION GENERAL FUND	FUND SOURCES OTHER FUNDS	
2					1
3					2
4	NORTHWAY SCHOOL LIFE SAFETY UPGRADE (ED 17)	950,000	950,000		3
5	FAIRBANKS NORTH STAR BOROUGH SCHOOL DISTRICT				4
6	SALCHA ELEMENTARY SCHOOL (ED 18-21)	1,291,600	1,291,600		5
7	STATE MUSEUM -- ACQUISITIONS (ED 18-21)	35,000	35,000		6
8	NORTHWEST ARCTIC SCHOOL DISTRICT				7
9	CONSTRUCTION OF FACILITIES -- BUCKLAND, SELAWIK,	3,040,000	3,040,000		8
10	DEERING, AND AMBLER (ED 22)				9
11	BERING STRAITS SCHOOL DISTRICT				10
12	SAVOONGA CLASSROOMS (ED 23)	1,340,000	1,340,000		11
13	LOWER YUKON SCHOOL DISTRICT				12
14	HOOPER BAY AND ALAKANUK CLASSROOM ADDITIONS (ED 23)	1,542,000	1,542,000		13
15	KUSPUK SCHOOL DISTRICT				14
16	CONSTRUCTION SCHOOL FACILITIES -- STONY RIVER	2,000,000	2,000,000		15
17	AND CHUATHBALUK (ED 24)				16
18	IDITAROD SCHOOL DISTRICT				17
19	CONSTRUCTION SCHOOL FACILITIES -- NIKOLAI AND	3,200,000	3,200,000		18
20	MCGRATH (ED 24)				19
21	YUKON FLATS SCHOOL DISTRICT				20
22	RELOCATABLE SCHOOL FACILITIES (ED 24)	1,050,000	1,050,000		21
23	ST MARY'S CITY SCHOOL DISTRICT				22
24	UPGRADE ELEMENTARY SCHOOL (ED 24)	300,000	300,000		23
25	YUKON-KOYUKUK SCHOOL DISTRICT				24
26	CODE UPGRADE FOR SCHOOL FACILITIES (ED 24)	1,000,000	1,000,000		25
					26

	ALLOCATIONS	APPROPRIATION ITEMS	APPROPRIATION GENERAL FUND	FUND SOURCES OTHER FUNDS	
1					1
2					2
3	*****	*****			3
4	***** DEPARTMENT OF HEALTH & SOCIAL SERVICES	*****			4
5	*****	*****			5
6	HEALTH				6
7	PUBLIC HEALTH				7
8	SOLDOTNA - EMS EQUIPMENT (ED 5)	26,200	26,200		8
9	SOUTHEAST REGION EMERGENCY MEDICAL SERVICES (ED 1)	10,000	10,000		9
10	SOUTHEAST REGION EMERGENCY MEDICAL SERVICES (ED 2)	16,000	16,000		10
11	SOUTHEAST REGION EMERGENCY MEDICAL SERVICES (ED 3)	25,300	25,300		11
12	SELDOVIA AMBULANCE AND EQUIPMENT (ED 5)	51,600	51,600		12
13	KENAI AMBULANCE AND EQUIPMENT (ED 5)	57,400	57,400		13
14	HOMER AMBULANCE AND EQUIPMENT (ED 5)	62,500	62,500		14
15	SOUTHERN REGION EMERGENCY MEDICAL SERVICES (ED 17)	76,100	76,100		15
16	KODIAK EMERGENCY MEDICAL SERVICES EQUIPMENT (ED 27)	18,000	18,000		16
17	GRANTS TO NAMED RECIPIENTS (AS 37.05.316)				17
18	BRISTOL BAY AREA HEALTH CORP. - FOR CLINICAL	55,000	55,000		18
19	ANALYZER FOR KANAKANAK HOSPITAL (ED 26)				19
20	*****	*****			20
21	***** DEPARTMENT OF COMMERCE & ECONOMIC DEVELOPMENT	*****			21
22	*****	*****			22
23	DEVELOPMENT				23
24	ALASKA POWER AUTHORITY				24
25	PEDRO BAY - ELECTRICITY DISTRIBUTION (ED 26)	690,000	690,000		25

1 DEPARTMENT OF COMMERCE & ECONOMIC DEVELOPMENT (CONT.)

2		3	4	5
6		7	8	9
10		11	12	13
14	FALSE PASS - ELECTRIFICATION (ED 26)		600,000	600,000
15	ANCHORAGE-FAIRBANKS INTERTIE		25,000,000	25,000,000
16	THE APPROPRIATION FOR THE ANCHORAGE - FAIRBANKS INTERTIE			
17	INCLUDES FUNDS FOR THE CANTWELL SUBSTATION AND			
18	DISTRIBUTION SYSTEM.			
19	SUSITNA HYDROELECTRIC PROJECT (ED 16)		33,000,000	33,000,000
20	THE ALASKA POWER AUTHORITY IS AUTHORIZED TO INSTALL A			
21	THIRD GENERATING UNIT AT THE TERROR LADE HYDROELECTRIC			
22	PROJECT WITH WHATEVER FUNDS MAY BE MADE AVAILABLE FOR			
23	THAT PURPOSE.			
24	AGRICULTURAL ACTION COUNCIL			
25	FAIRBANKS LIVESTOCK PROCESSING FACILITY (ED 18-21)		350,000	350,000
26	* * * * *			
27	* * * * * DEPARTMENT OF NATURAL RESOURCES			
28	* * * * *			
29	NATURAL RESOURCE MANAGEMENT			
30	NATURAL RESOURCES MANAGEMENT & ADMINISTRATION			
31	CADASTRAL LAND SURVEY		1,815,900	1,815,900
32	LAND RECORDS AUTOMATION/ALARS		84,700	84,700
33	OFFSHORE MARINE BOUNDARIES		198,700	198,700
34	MANAGEMENT OF FOREST/LAND/WATER RESOURCES			
35	FIREWOOD ACCESS ROADS (ED 16)		15,000	15,000

DEPARTMENT OF NATURAL RESOURCES (CONT.)		ALLOCATIONS	APPROPRIATION ITEMS	APPROPRIATION GENERAL FUND	FUND SOURCES OTHER FUNDS
1	MANAGEMENT OF MINERAL/ENERGY RESOURCES				
5	SEISMIC DATA ACQUISITION		1,040,100	1,040,100	
6	RESOURCE INVENTORY/ASSESSMENT		6,271,400	5,671,400	600,000
7	SEISMIC HAZARD PROGRAM (ED 7-15)		500,000	500,000	
8	PARKS AND RECREATION				
9	SILVER KING WAYSIDE IMPROVEMENTS (ED 5)		500,000	250,000	250,000
10	KENAI RIVER PARK IMPROVEMENTS (ED 5)		500,000	250,000	250,000
11	TURNAGAIN ARM SCENIC CORRIDOR DEVELOPMENT (ED 7-15)		200,000	200,000	
12	HILL TOP SKI AREA (ED 7-15)		200,000	200,000	
13	STATE FAIRS				
14	ALASKA STATE FAIR (ED 16)		100,000	100,000	
15	GRANTS TO NAMED RECIPIENTS (AS 37.05.316)				
16	CHUGIAK DOG MUSHERS (ED 7-15)		60,000	60,000	
17	* * * * *				
18	* * * * * DEPARTMENT OF FISH & GAME * * * * *				
19	* * * * *				
20	NATURAL RESOURCE MANAGEMENT				
21	FISH AND GAME MANAGEMENT AND SUPPORT				
22	FISH AND GAME DATA MANAGEMENT		750,000	750,000	
23	ANILCA FEDERAL LAND PLANNING		269,700	269,700	
24	STREAM FLOW REQUIREMENT RESEARCH		100,000	100,000	
25	MOOSE HABITAT IMPROVEMENT		295,000	295,000	

1 DEPARTMENT OF FISH & GAME (CONT.)		1	
2		APPROPRIATION	APPROPRIATION FUND SOURCES
3		ALLOCATIONS	GENERAL FUND OTHER FUNDS
4	LAKE FERTILIZATION	ITEMS	
5	STIKINE RIVER STUDY	862,700	862,700
6	UPPER COOK INLET STOCK MANAGEMENT	325,200	325,200
7	COOK INLET SPORTS COHO REHAB. (ED 6)	240,400	240,400
8	KENAI RIVER KING SALMON STUDY (ED 5)	51,900	51,900
9	*****	305,000	305,000
10	***** DEPARTMENT OF TRANSPORTATION/PUBLIC FACILITIES *****	*****	*****
11	*****	*****	*****
12	ADMINISTRATION OF JUSTICE		
13	CENTRAL REGION FACILITIES		
14	TROOPER GARAGE IN SOLDOTNA (ED 5)	130,000	130,000
15	TRANSPORTATION		
16	CENTRAL REGION HIGHWAYS		
17	NINILCHIK DITCH (ED 5)	225,000	225,000
18	EAST END ROAD - PHASE II (ED 5)	2,400,000	2,400,000
19	EAGLE RIVER BRIDGE DESIGN & RIGHT OF WAY (ED 7-15)	305,000	305,000
20	EAGLE RIVER INTERSECTION IMPROVEMENTS (ED 7-15)	125,000	125,000
21	AMATS (ED 7-15)	8,500,000	8,500,000
22	ALASKA TOLL BRIDGE/CAUSEWAY AUTHORITY (ED 7-15)	5,300,000	5,300,000
23	MAT-SU ROADS FEDERAL MATCH & EMERGENCY (ED 16)	900,000	900,000
24	CENTRAL REGION AVIATION		
25	KING SALMON-DESIGN & ENGINEER AIRSTRIP WEST	75,000	75,000
26	APRON (ED 26)		

1 DEPARTMENT OF TRANSPORTATION/PUBLIC FACILITIES (CONT.)

2		3	4	5	6
		ALLOCATIONS	APPROPRIATION ITEMS	APPROPRIATION GENERAL FUND	FUND SOURCES OTHER FUNDS
4	MANOKOTAK-DESIGN & ENGINEER AIRSTRIP RESURFACING		200,000	200,000	
5	AND CROSS STRIP CONSTRUCTION (ED 26)				
6	CENTRAL REGION PORTS & HARBORS				
7	PORT SAN JUAN FERRY DOCK REPAIR (ED 6)		750,000	750,000	
8	WHITTIER - SHOTGUN COVE HARBOR (ED 6)		800,000	800,000	
9	FEASIBILITY & PRELIMINARY DESIGN OF DOCKS-ATKA		225,000	225,000	
10	CLARK'S POINT, IGIUGIG, LEVELOCK, MANOKOTAK (ED 26)				
11	CENTRAL REGION FACILITIES				
12	COOK INLET RESOURCE PORT & TRANSPORTATION STUDY (ED 7-15)		290,000	290,000	
13	INTERIOR REGION HIGHWAYS				
14	DAWSON/HURST ROADS DESIGN & CONSTRUCTION (ED 18-21)		500,000	500,000	
15	IRIS LANE PAVING (ED 18-21)		82,500	82,500	
16	ISBERG ROAD (ED 18-21)		130,000	130,000	
17	BALLAINE ROAD BICYCLE TRAIL REPAIRS (ED 18-21)		50,000	50,000	
18	* * * * *		* * * * *		
19	* * * * * DEPARTMENT OF ENVIRONMENTAL CONSERVATION		* * * * *		
20	* * * * *		* * * * *		
21	NATURAL RESOURCE MANAGEMENT				
22	WATER & SEWER FACILITIES CONSTRUCTION GRANTS		13,420,700	13,420,700	
23	SITKA - SOLID WASTE DISPOSAL SYSTEM (ED 3)	1,750,000			
24	HOONAH - WATER SYSTEM PHASE I (ED 3)	800,000			
25	PORT ALEXANDER - ULTRA VIOLET DISINFECTION UNIT (ED 3)	150,000			

1 DEPARTMENT OF ENVIRONMENTAL CONSERVATION (CONT.)

2
3
4
5
6
7
8
9
10
11
12
13
14
15
16
17
18
19
20
21
22
23
24

	ALLOCATIONS
HOMER - COOPER SUBDIVISION WATER & SEWER (ED 5)	285,000
HOMER - MATTOX WATER & SEWER (ED 5)	62,500
SOLDOTNA - WATER RESERVIOR AND TRANSMISSION (ED 5)	750,000
ANCHORAGE - BROWN LID (ED 7-15)	103,000
ANCHORAGE - STELLA LID (ED 7-15)	107,900
ANCHORAGE - LIBRARY LID (ED 7-15)	301,200
ANCHORAGE - ABBOTT LOOP MANOR LID (ED 7-15)	292,700
ANCHORAGE - SHACKELTON LID (ED 7-15)	70,500
ANCHORAGE - ALPINE VILLAGE LID (ED 7-15)	238,200
ANCHORAGE - ZODIAK LID (ED 7-15)	60,300
ANCHORAGE - ZURICK LID (ED 7-15)	117,900
ANCHORAGE - ROSEWOOD LID (ED 7-15)	140,200
ANCHORAGE - JUANITA LOOP/SANTA MARIA DRIVE (ED 7-15)	369,500
ANCHORAGE-DOWLING ROAD/NEW SEWARD TO PETERSBURG (ED 7-15)	101,000
ANCHORAGE - BROADMOOR ESTATES UPGRADE (ED 7-15)	14,000
ANCHORAGE - BARBARA STREET EXTENSION (ED 7-15)	55,200
ANCHORAGE-10-11 ALLEY NORTH TO P STREET UPGRADE (ED 7-15)	22,000
ANCHORAGE - MANOR STREET UPGRADE (ED 7-15)	28,400
ANCHORAGE - WEST 44TH PLACE EXTENSION (ED 7-15)	25,700
ANCHORAGE - ABBOTT LOOP 30 TUDOR TO 68TH (ED 7-15)	537,300
ANCHORAGE - JUANITA LOOP/SANTA MARIA DR (ED 7-15)	300,800

1
2
3
4
5
6
7
8
9
10
11
12
13
14
15
16
17
18
19
20
21
22
23
24

APPROPRIATION APPROPRIATION FUND SOURCES
ITEMS GENERAL FUND OTHER FUNDS

1 DEPARTMENT OF ENVIRONMENTAL CONSERVATION (CONT.)			1
		APPROPRIATION	APPROPRIATION FUND SOURCES
		ITEMS	GENERAL FUND OTHER FUNDS
	ALLOCATIONS		
2			2
3			3
4	ANCHORAGE ATKINS LID (ED 7-15)	19,400	4
5	ANCHORAGE - 10 MG RESERVIOR GRANT INCREASE (ED 7-15)	360,000	5
6	ANCHORAGE - EAGLE RIVER SYSTEM INTER-TIES (ED 7-15)	220,000	6
7	ANCHORAGE-SOUTHEAST INTERCEPTOR/ROY TO HUFFMAN (ED 7-15)	1,250,000	7
8	ANCHORAGE - DISTRIBUTION RESERVIOR EAGLE RIVER (ED 7-15)	180,000	8
9	ANCHORAGE - PRODUCTION WELL NUMBER 14 (ED 7-15)	180,000	9
10	ANCHORAGE - SE INTERCEPTOR/HUFFMAN TO DEARMOUN (ED 7-15)	600,000	10
11	ANCHORAGE - LAKE OTIS/ABBOTT ROAD TO O'MALLEY (ED 7-15)	375,000	11
12	FAIRBANKS - NORTHEAST WATER TRANSMISSION (ED 18-21)	1,980,000	12
13	NORTH POLE - WATER TREATMENT PLANT EXPANSION (ED 18-21)	1,500,000	13
14	EKWOK - SANITATION FACILITY (ED 26)	73,000	14
15	* * * * *	* * * * *	15
16	* * * * * DEPARTMENT OF COMMUNITY & REGIONAL AFFAIRS	* * * * *	16
17	* * * * *	* * * * *	17
18	DEVELOPMENT		18
19	LOCAL GOVERNMENT ASSISTANCE		19
20	HISPANIC CULTURAL CENTER (ED 7-15)	225,000	225,000
21	GRANTS TO NAMED RECIPIENTS (AS 37.05.316)		
22	ALASKA BLACK LEADERSHIP CONFERENCE (ED 7-15)	200,800	200,800

1 DEPARTMENT OF COMMUNITY & REGIONAL AFFAIRS (CONT.)

2		ALLOCATIONS	APPROPRIATION ITEMS	APPROPRIATION GENERAL FUND	FUND SOURCES OTHER FUNDS
3					
4	ALASKA BLACK LEADERSHIP CONFERENCE-HISTORY		44,000	44,000	
5	DOCUMENTARY (ED 7-15)				
6		* * * * *	* * * * *		
7		* * * * * UNIVERSITY OF ALASKA	* * * * *		
8		* * * * *	* * * * *		
9	UNIVERSITY OF ALASKA				
10	UNIVERSITY OF ALASKA, FAIRBANKS				
11	RASMUSSEN LIBRARY ARCTIC/POLAR REGIONS MATERIALS (ED 18-21)		50,000	50,000	
12	RASMUSSEN LIBRARY PERIODICALS (ED 18-21)		90,000	90,000	
13	RASMUSSEN LIBRARY STUDENT LABOR POOL/SUMMER		78,000	78,000	
14	CONSTRUCTION (ED 18-21)				
15	MUSEUM FILM EDITING MACHINE (ED 18-21)		21,000	21,000	
16	ESSENTIAL EQUIPMENT (ED 18-21)		70,000	70,000	
17	KUAC REPLACEMENT PARTS (ED 18-21)		10,000	10,000	
18	KUAC SIGNAL IMPROVEMENT (ED 18-21)		30,000	30,000	
19	MUSEUM (ED 18-21)		152,000	152,000	
20	ARCTIC CHAMBER ORCHESTRA (ED 18-21)		35,000	35,000	
21	DORMITORY (ED 18-21)		11,000,000	11,000,000	
22	KUAC FM REMOTE PACKAGE (ED 18-21)		11,500	11,500	
23	EMERGENCY EQUIPMENT (ED 18-21)		6,100	6,100	
24	REPAIR/RENOVATION/EQUIPMENT (ED 18-21)		100,000	100,000	
25	MUSEUM - FILM PROJECT (ED 18-21)		60,000	60,000	

	ALLLOCATIONS	APPROPRIATION ITEMS	APPROPRIATION GENERAL FUND	FUND SOURCES OTHER FUNDS	
1					1
2					2
3	* * * * *	* * * * *			3
4	* * * * * GRANTS TO MUNICIPALITIES (AS 37.05.315)	* * * * *			4
5	* * * * *	* * * * *			5
6	EDUCATION				6
7	ED 1 KETCHIKAN - WRANGELL - PETERSBURG				7
8	KETCHIKAN - REVILLA ALTERNATIVE HIGH SCHOOL	250,000	250,000		8
9	PETERSBURG - SCHOOL IMPROVEMENTS (ED 1)	287,000	287,000		9
10	ED 2 INSIDE PASSAGE - CORDOVA				10
11	CRAIG - SCHOOL SITE PREPARATION/GYM RENOVATION (ED 2)	85,000	85,000		11
12	YAKUTAT - OLD SCHOOL RENOVATION (ED 2)	50,000	50,000		12
13	ED 3 BARANOF - CHICHAGOF				13
14	SITKA - SCHOOL ROOF REPAIRS (ED 3)	191,700	191,700		14
15	HOONAH - MULTI-PURPOSE EDUCATION FACILITY (ED 3)	3,254,000	3,254,000		15
16	ED 7-15 ANCHORAGE DISTRICT				16
17	ANCHORAGE - HEADQUARTERS LIBRARY BOOKS (ED 7-15)	274,200	274,200		17
18	ANCHORAGE - VOCATIONAL TRAINING SCHOOL	113,000	113,000		18
19	PLANNING AND DESIGN (ED 7-15)				19
20	ED 16 MATANUSKA - SUSITNA				20
21	PALMER LIBRARY (ED 16)	1,000,000	1,000,000		21
22	ED 18-21 FAIRBANKS DISTRICT				22
23	FAIRBANKS - EMPRESS THEATER ORGAN PURCHASE/ RELOCATION (ED 18-21)	75,000	75,000		23
24	FAIRBANKS NORTH STAR BOROUGH				24
25	WIEN LIBRARY COMPUTER (ED 18-21)	72,000	72,000		25
26					26

1 GRANTS TO MUNICIPALITIES (AS 37.05.315) (CONT.)

	ALLOCATIONS	APPROPRIATION ITEMS	APPROPRIATION GENERAL FUND	FUND SOURCES OTHER FUNDS	
2					1
3					2
4	NORTH POLE JUNIOR HIGH SCHOOL BLEACHERS AND	150,000	150,000		3
5	ELECTRICAL SERVICE (ED 18-21)				4
6	MEN'S HOCKEY TOURNAMENT (ED 18-21)	100,000	100,000		5
7	ARCTIC WINTER GAMES (ED 18-21)	85,000	85,000		6
8	HAMME/WESTCOTT POOLS REHABILITATION (ED 18-21)	1,300,000	1,300,000		7
9	LIBRARY COLLECTION DEVELOPMENT (ED 18-21)	75,000	75,000		8
10	KODIAK ISLAND BOROUGH				9
11	KODIAK ISLAND SCHOOL UPGRADE (ED 27)	169,000	169,000		10
12	MATANUSKA SUSITNA BOROUGH				11
13	MATANUSKA SUSITNA BOROUGH SCHOOL LIFE	250,000	250,000		12
14	SAFETY REPAIR (ED 16)				13
15	MUSEUMS AND HISTORICAL MONUMENT (ED 16)	65,000	65,000		14
16	HEALTH				15
17	ED 2 INSIDE PASSAGE - CORDOVA				16
18	CORDOVA - HOSPITAL (ED 2)	6,000,000	6,000,000		17
19	CRAIG - AMBULANCE (ED 2)	10,000	10,000		18
20	ED 6 NORTH KENAI - SOUTH COAST				19
21	WHITTIER - HEALTH FACILITY EQUIPMENT (ED 6)	36,300	36,300		20
22	ED 7-15 ANCHORAGE DISTRICT				21
23	ANCHORAGE - COMMUNITY MENTAL HEALTH CENTER (ED 7-15)	800,000	800,000		22
24	ED 22 NORTH SLOPE - KOTZEBUE				23
25	AMBLER - CLINIC IMPROVEMENTS (ED 22)	50,000	50,000		24

1 GRANTS TO MUNICIPALITIES (AS 37.05.315) (CONT.)		1		
2		APPROPRIATION	APPROPRIATION FUND SOURCES	2
3		ALLOCATIONS	GENERAL FUND OTHER FUNDS	3
4	ED 23 NORTON SOUND	ITEMS		4
5	SHAKTOOLIK - HEALTH CLINIC/WASHETERIA (ED 23)	100,000	100,000	5
6	ED 24 INTERIOR RIVERS			6
7	SHAGELUK - CLINIC (ED 24)	150,000	150,000	7
8	HUSLIA - EMERGENCY/HEALTH EQUIPMENT (ED 24)	30,000	30,000	8
9	ED 25 LOWER KUSKOKWIM			9
10	BETHEL - PREMATERNAL HOME (ED 25)	47,500	47,500	10
11	NATURAL RESOURCE MANAGEMENT			11
12	ED 1 KETCHIKAN - WRANGELL - PETERSBURG			12
13	KETCHIKAN - MENTAL HEALTH WATER AND SEWER (ED 1)	35,000	35,000	13
14	SAXMAN REVILLA - EVERGREEN WATER AND SEWER (ED 1)	125,000	125,000	14
15	SAXMAN - TOTEM POLE RESTORATION PROJECT (ED 1)	90,000	90,000	15
16	ED 2 INSIDE PASSAGE - CORDOVA			16
17	KLAWOCK - TOTEM PARK IMPROVEMENTS (ED 2)	25,000	25,000	17
18	THORNE BAY - SEWAGE LIFT STATION (ED 2)	50,000	50,000	18
19	ED 3 BARANOF - CHICHAGOF			19
20	SITKA - BLUE LAKE WATER SOURCE (ED 3)	2,140,000	2,140,000	20
21	SITKA - PARKS & RECREATION UPGRADE & IMPROVEMENT (ED 3)	100,000	100,000	21
22	HOONAH - WATER SYSTEM PHASE I (ED 3)	482,000	482,000	22
23	ED 4 JUNEAU			23
24	JUNEAU - RESERVIOR-WEST JUNEAU (ED 4)	226,400	226,400	24
25	JUNEAU - WELL NUMBER 3 CONNECTION (ED 4)	37,500	37,500	25

1 GRANTS TO MUNICIPALITIES (AS 37.05.315) (CONT.)

2	3	4	5	6	7	8	9	10	11	12	13	14	15	16	17	18	19	20	21	22	23
		ALLOCATIONS		APPROPRIATION	APPROPRIATION	FUND SOURCES															
				ITEMS	GENERAL FUND	OTHER FUNDS															
4	JUNEAU - SWITZER CREEK TO AIRPORT WATER PROJECT	(ED 4)		868,800	868,800																
5	JUNEAU - VALLEY WELL TESTING	(ED 4)		90,000	90,000																
6	JUNEAU - PINWOOD PARK AREA WATER PROJECT	(ED 4)		932,000	932,000																
7	JUNEAU - SWITZER CREEK TO AIRPORT DISTRICT WATER	(ED 4)		172,500	172,500																
8	JUNEAU - AIRPORT TO AUKE LAKE WATER PROJECT	(ED 4)		752,200	752,200																
9	JUNEAU - 12TH STREET WATER PROJECT	(ED 4)		250,000	250,000																
10	JUNEAU - WATERLINE REPLACEMENT	(ED 4)		150,000	150,000																
11	ED 6 NORTH KENAI - SOUTH COAST																				
12	VALDEZ - LOOP ROAD WATER DISTRICT SYSTEM	(ED 6)		554,200	554,200																
13	SEWARD - LOWELL CREEK STORM SEWER REPAIR	(ED 6)		3,100,000	3,100,000																
14	ED 7-15 ANCHORAGE DISTRICT																				
15	ANCHORAGE - SHIP CREEK WATER TREATMENT PLANT	(ED 7-15)		3,300,000	3,300,000																
16	ANCHORAGE - EKLUTNA WATER PROJECT	(ED 7-15)		16,650,000	16,650,000																
17	ANCHORAGE - SOUTH ANCHORAGE WATER DEVELOPMENT	(ED 7-15)		4,000,000	4,000,000																
18	ANCHORAGE - SOCCER/SOFTBALL FIELD DEVELOPMENT	(ED 7-15)		800,000	800,000																
19	ANCHORAGE - PARK DEVELOPMENT IMPROVEMENTS/			162,000	162,000																
20	OCEANVIEW BLUFF PARK/JOHN'S PARK AND STEPHENSON PARK	(ED 7-15)																			
21																					
22	ANCHORAGE - ISAAC WALTON LEAGUE SHOOTING RANGE			50,000	50,000																
23	LAND PURCHASE (ED 7-15)																				

GRANTS TO MUNICIPALITIES (AS 37.05.315) (CONT.)		APPROPRIATION		APPROPRIATION FUND SOURCES	
	ALLOCATIONS	ITEMS	GENERAL FUND	OTHER FUNDS	
1	ANCHORAGE - ED 11 DRAINAGE (ED 7-15)	80,000	80,000		1
2	ANCHORAGE - WOODSTAVE LINE REPLACEMENT (ED 7-15)	153,000	153,000		2
3	ANCHORAGE - LAKE OTIS PARK AMERICAN LEGION FIELD (ED 7-15)	135,000	135,000		3
4	ANCHORAGE - VALLEY STREET NEIGHBORHOOD PARK (ED 7-15)	90,900	90,900		4
5	ANCHORAGE - CHUGACH FOOTHILLS PARKS IMPROVEMENTS (ED 7-15)	50,000	50,000		5
6	ED 16 MATANUSKA - SUSITNA				6
7	WASILLA - WASTEWATER FACILITY (ED 16)	3,121,500	3,121,500		7
8	PALMER - SEWAGE PLANT EXPANSION (ED 16)	2,370,000	2,370,000		8
9	WASILLA - PARKS IMPROVEMENTS (ED 16)	75,000	75,000		9
10	ED 17 INTERIOR HIGHWAYS				10
11	NENANA - WATER AND SEWER SYSTEM PHASE II (ED 17)	45,000	45,000		11
12	ED 18-21 FAIRBANKS DISTRICT				12
13	FAIRBANKS - VAN HORN INTERCEPTOR (ED 18-21)	360,000	360,000		13
14	FAIRBANKS - DOWNTOWN UTILITY UPGRADE (ED 18-21)	1,465,900	1,465,900		14
15	ED 22 NORTH SLOPE - KOTZEBUE				15
16	KAKTOVIK - GREY WATER FACILITY (ED 22)	450,000	450,000		16
17	NOORVIK - WATER & SEWER EXPANSION (ED 22)	600,000	600,000		17
18	KOTZEBUE - WATER & SEWER EXPANSION (ED 22)	1,100,000	1,100,000		18
19	ED 23 NORTON SOUND				19
20	CHEVAK - WATER & SEWER PROJECT (ED 23)	798,000	798,000		20
21	GAMBELL - WATER & SEWER (ED 23)	15,000	15,000		21

1 GRANTS TO MUNICIPALITIES (AS 37.05.315) (CONT.)

2		ALLOCATIONS	APPROPRIATION ITEMS	APPROPRIATION GENERAL FUND	FUND SOURCES OTHER FUNDS
3					
4	KOTLIK - WATER & SEWER (ED 23)		22,000	22,000	
5	NOME - WATER & SEWER SYSTEM (ED 23)		1,000,000	1,000,000	
6	SCAMMON BAY - WATER & SEWER (ED 23)		350,000	350,000	
7	SAVOONGA - WATER AND SEWER (ED 23)		450,000	450,000	
8	SAVOONGA - PUNIK ISLAND WATER TANK (ED 23)		2,000	2,000	
9	SHAKTOOLIK - FISHERIES BUILDING (ED 23)		75,000	75,000	
10	STEBBINS - REINDEER AND COMMERCIAL FISH		66,000	66,000	
11	FEASIBILITY STUDY (ED 23)				
12	WALES - WATER AND SEWER FEASIBILITY STUDY (ED 23)		50,000	50,000	
13	ED 24 INTERIOR RIVERS				
14	FORT YUKON - WATER & SEWER SYSTEM (ED 24)		3,700,000	3,700,000	
15	GALENA - WATER & SEWER (ED 24)		2,500,000	2,500,000	
16	MCGRATH - WATER DELIVERY PHASE I (ED 24)		1,150,000	1,150,000	
17	NULATO - WATER & SEWER PHASE I (ED 24)		1,000,000	1,000,000	
18	FORT YUKON - AGRICULTURE (ED 24)		20,000	20,000	
19	HUGHES - WATER AND SEWER REPAIRS (ED 24)		121,000	121,000	
20	PILOT STATION - WATER AND SEWER REPAIRS (ED 24)		80,000	80,000	
21	ED 25 LOWER KUSKOKWIM				
22	GOODNEWS BAY - WATER AND SEWER STUDY (ED 25)		100,000	100,000	
23	KASIGLUK - WATER AND SEWER FEASIBILITY STUDY (ED 25)		40,000	40,000	
24	ED 26 BRISTOL BAY - ALEUTIAN ISLANDS				
25	DILLINGHAM - WATER IMPROVEMENTS (ED 26)		300,000	300,000	

1 GRANTS TO MUNICIPALITIES (AS 37.05.315) (CONT.)

2		ALLOCATIONS	APPROPRIATION ITEMS	APPROPRIATION GENERAL FUND	FUND SOURCES OTHER FUNDS
3					
4	NEWHALEN-ILIAMNA WATER DEVELOPMENT (ED 26)		340,000	340,000	
5	MANOKOTAK - WATER AND SEWER EXTENSIONS (ED 26)		40,000	40,000	
6	ED 27 KODIAK - EAST ALASKA PENINSULA				
7	KODIAK - NEAR ISLAND WATER & SEWER DEVELOPMENT (ED 27)		350,000	350,000	
8	OLD HARBOR - SEWER RENOVATION (ED 27)		1,160,000	1,160,000	
9	BRISTOL BAY BOROUGH				
10	SOUTH NAKNEK - VILLAGE WELL (ED 26)		87,000	87,000	
11	SOLID WASTE FACILITIES (ED 26)		300,000	300,000	
12	FAIRBANKS NORTH STAR BOROUGH				
13	CHENA LAKES RECREATION AREA (ED 18-21)		285,000	285,000	
14	TANANA VALLEY FAIR AGRICULTURE MUSEUM (ED 18-21)		100,000	100,000	
15	TWO RIVERS PARKS AND PLAYGROUND (ED 18-21)		17,200	17,200	
16	CHENA HOT SPRINGS WINTER TRAIL (ED 18-21)		50,000	50,000	
17	MATANUSAK SUSITNA BOROUGH				
18	KNIK ROAD PARKS AND RECREATION (ED 16)		120,000	120,000	
19	CAMPER PARKS IN PLAMER AND WASILLA (ED 16)		800,000	800,000	
20	HISTORICAL PRESERVATION (ED 16)		236,000	236,000	
21	MAT-SU ICE ARENA RESTROOMS AND EQUIPMENT (ED 16)		125,000	125,000	
22	PUBLIC PROTECTION				
23	ED 2 INSIDE PASSAGE - CORDOVA				
24	CORDOVA - FIRE ENGINE (ED 2)		75,000	75,000	
25	ANGOON - CITY HALL/COURTROOM CONSTRUCTION (ED 2)		50,000	50,000	

1 GRANTS TO MUNICIPALITIES (AS 37.05.315) (CONT.)

2	3	4	5	6	7	8	9	10	11	12	13	14	15	16	17	18	19	20	21	22	23	24	25
ALLOCATIONS	APPROPRIATION ITEMS	GENERAL FUND	OTHER FUNDS																				
ED 3 BARANOF - CHICHAGOF																							
PELICAN - FIRE TRUCK (ED 3)	75,000	75,000																					
TENAKEE - SEARCH AND RESCUE VESSEL (ED 3)	20,000	20,000																					
ED 6 NORTH KENAI - SOUTH COAST																							
VALDEZ - FIRE STATION REPAIRS (ED 6)	65,000	65,000																					
ED 18-21 FAIRBANKS DISTRICT																							
NORTH POLE - FIRE DEPARTMENT EQUIPMENT (ED 18-21)	40,300	40,300																					
ED 22 NORTH SLOPE - KOTZEBUE																							
KOTZEBUE - SNORKE! LADDER FIRE TRUCK (ED 22)	100,000	100,000																					
NOORVIK - FIRE EQUIPMENT/STATION UPGRADE (ED 22)	25,000	25,000																					
ED 23 NORTON SOUND																							
SAVOONGA - SEARCH AND RESCUE (ED 23)	25,000	25,000																					
STEBBINS - PUBLIC SAFETY BUILDING (ED 23)	100,000	100,000																					
ED 24 INTERIOR RIVERS																							
NIKOLAI - FIRE EQUIPMENT (ED 24)	30,000	30,000																					
ED 26 BRISTOL BAY - ALEUTIAN ISLANDS																							
ALEKNAGIK - FIRE FIGHTING EQUIPMENT (ED 26)	81,600	81,600																					
DILLINGHAM - FIRE SUBSTATION AND EQUIPMENT (ED 26)	375,000	375,000																					
FAIRBANKS NORTH STAR BOROUGH																							
BOROUGH FIRE SERVICE AREA PROJECTS (ED 18-21)	960,300	960,300																					
NORTH POLE EMERGENCY EQUIPMENT (ED 18-21)	11,000	11,000																					
SALCHA EMERGENCY EQUIPMENT (ED 18-21)	8,300	8,300																					

1 GRANTS TO MUNICIPALITIES (AS 37.05.315) (CONT.)

	ALLOCATIONS	APPROPRIATION ITEMS	APPROPRIATION GENERAL FUND	FUND SOURCES OTHER FUNDS
2				
3				
4	WIC - CA (ED 18-21)	57,500	57,500	
5	FMH - EMERGENCY EQUIPMENT (ED 18-21)	6,000	6,000	
6	MATANUSKA-SUSITNA BOROUGH			
7	FIREHALLS, FIRE EQUIPMENT, EMS EQUIPMENT (ED 16)	1,060,000	1,060,000	
8	ADMINISTRATION OF JUSTICE			
9	ED 2 INSIDE PASSAGE - CORDOVA			
10	HYDABURG - JAIL FACILITIES (ED 2)	50,000	50,000	
11	ED 7-15 ANCHORAGE DISTRICT			
12	ANCHORAGE - POLICE HEADQUARTERS ROOF (ED 7-15)	400,000	400,000	
13	ED 18-21 FAIRBANKS DISTRICT			
14	NORTH POLE - PUBLIC SAFETY EQUIPMENT (ED 18-21)	100,000	100,000	
15	ED 27 KODIAK - EAST ALASKA PENNINSULA			
16	KODIAK - JAIL ADDITION (ED 27)	400,000	400,000	
17	KODIAK - POLICE DOGS (ED 27)	25,000	25,000	
18	DEVELOPMENT			
19	ED 1 KETCHIKAN - WRANGELL - PETERSBURG			
20	KUPREANOF - TOWN HALL (ED 1)	40,000	40,000	
21	ED 2 INSIDE PASSAGE - CORDOVA			
22	KAKE - TEEN CENTER RENOVATION (ED 2)	20,000	20,000	
23	KAKE - TEEN CENTER EQUIPMENT (ED 2)	5,000	5,000	
24	KAKE - GARBAGE TRUCK (ED 2)	40,000	40,000	
25	KASAAN - PLAYGROUND (ED 2)	20,000	20,000	

1 GRANTS TO MUNICIPALITIES (AS 37.05.315) (CONT.)

2		ALLOCATIONS	APPROPRIATION ITEMS	APPROPRIATION GENERAL FUND	FUND SOURCES OTHER FUNDS
3					
4	SKAGWAY - SKAGUA TRADITIONAL VILLAGE/COMMUNITY		20,000	20,000	
5	BUILDING PHASE I (ED 2)				
6	ED 6 NORTH KENAI - SOUTH COAST				
7	SEWARD - ELECTRICAL INTERTIE (ED 6)		1,800,000	1,800,000	
8	SEWARD - COAL LOADING FACILITY (ED 6)		500,000	500,000	
9	ED 7-15 ANCHORAGE DISTRICT				
10	ANCHORAGE - UTILITY RATE-PAYER RESEARCH PROJECT (ED 7-15)		130,000	130,000	
11	ED 16 MATANUSKA - SUSITNA				
12	PALMER - SENIOR CENTER (ED 16)		125,000	125,000	
13	WASILLA - SENIOR CENTER GARAGE (ED 16)		100,000	100,000	
14	ED 18-21 FAIRBANKS DISTRICT				
15	FAIRBANKS - SOUTH FAIRBANKS COMMUNITY CENTER (ED 18-21)		250,000	250,000	
16	FAIRBANKS - STERNWHEELER NENANA		175,000	175,000	
17	RESTORATION/STABILIZATION (ED 18-21)				
18	FAIRBANKS - MUS TELEPHONE EXPANSION (ED 18-21)		110,000	110,000	
19	ED 22 NORTH SLOPE - KOTZEBUE				
20	BARROW - COMMUNITY CENTER (ED 22)		3,000,000	3,000,000	
21	NOORVIK - YOUTH RECREATION (ED 22)		20,000	20,000	
22	SELAWIK - WASHETERIA (ED 22)		500,000	500,000	
23	ED 23 NORTON SOUND				
24	BREVIK MISSION - COMBINED FACILITY (ED 23)		100,000	100,000	

1 GRANTS TO MUNICIPALITIES (AS 37.05.315) (CONT.)

	ALLOCATIONS	APPROPRIATION ITEMS	APPROPRIATION GENERAL FUND	FUND SOURCES OTHER FUNDS	
2					1
3					2
4	GAMBELL - COMBINED FACILITY (ED 23)	275,000	275,000		3
5	HOOPER BAY - ECONOMICAL COMPREHENSIVE	100,000	100,000		4
6	DEVELOPMENT PLAN (ED 23)				5
7	HOOPER BAY - MUNICIPAL BUILDING (ED 23)	100,000	100,000		6
8	SAVOONGA - OFFICE BUILDING (ED 23)	85,000	85,000		7
9	SHELDON POINT - ELECTRICAL GENERATION SYSTEM (ED 23)	225,000	225,000		8
10	WHITE MOUNTAIN - COMBINED FACILITY (ED 23)	190,000	190,000		9
11	NOME-NOME ESKIMO COMMUNITY BUILDING & WAREHOUSE (ED 23)	40,000	40,000		10
12	NOME - NOME ESKIMO COMMUNITY GREENHOUSE (ED 23)	20,000	20,000		11
13	NOME - NOME ESKIMO COMMUNITY NATIVE FOOD	65,000	65,000		12
14	PROCESSING STUDY AND PLANT CONSTRUCTION (ED 23)				13
15	NOME-NOME ESKIMO COMMUNITY RESOURCE DEVELOPMENT	75,000	75,000		14
16	ARTS AND CRAFTS EQUIPMENT PURCHASE (ED 23)				15
17	ED 24 INTERIOR RIVERS				16
18	SHAGELUK - COMMUNITY HALL SHORTFALL (ED 24)	10,000	10,000		17
19	ANVIK - CITY HALL (ED 24)	130,000	130,000		18
20	CHUATHBALUK - COMMUNITY FACILITY (ED 24)	200,000	200,000		19
21	MOUNTAIN VILLAGE - COMMUNITY BUILDING (ED 24)	225,000	225,000		20
22	NULATO - SURVEY (ED 24)	12,000	12,000		21
23	NULATO - SENIOR HOUSING (ED 24)	21,000	21,000		22
24	RUBY - COMMUNITY INFORMATION SERVICES (ED 24)	90,000	90,000		23
					24

1 GRANTS TO MUNICIPALITIES (AS 37.05.315) (CONT.)		APPROPRIATION		1
2		ALLOCATIONS	FUND SOURCES	2
3		ITEMS	GENERAL FUND OTHER FUNDS	3
4	TANANA - FACILITY IMPROVEMENTS (ED 24)	200,000	200,000	4
5	TANANA - MISSION RESTORATION (ED 24)	85,000	85,000	5
6	TULUKSAK - CITY OFFICE BUILDING (ED 24)	150,000	150,000	6
7	GALENA - ENERGY RETROFIT (ED 24)	25,000	25,000	7
8	FORTUNA LEDGE - MULTI-USE BUILDING SHORTFALL (ED 24)	40,000	40,000	8
9	ED 25 LOWER KUSKOKWIM			9
10	KWIGILLINGOK - CITY OFFICES (ED 25)	100,000	100,000	10
11	ED 26 BRISTOL BAY - ALEUTIAN ISLANDS			11
12	NONDALTON - MUNICIPAL BUILDING COMPLETION (ED 26)	80,000	80,000	12
13	ST PAUL - MUNICIPAL PLANNING AND COMMUNITY	85,000	85,000	13
14	DEVELOPMENT (ED 26)			14
15	TOGIAK - MUNICIPAL LAND SURVEY (ED 26)	14,200	14,200	15
16	NORTH SLOPE BOROUGH			16
17	NUIQSUT - LIQUIFIED NATURAL GAS PROJECT (ED 22)	750,000	750,000	17
18	POINT HOPE - WATER DELIVERY VEHICLE (ED 22)	75,000	75,000	18
19	ARCTIC NETWORK POLICY PROJECT (ED 22)	127,500	127,500	19
20	FAIRBANKS NORTH STAR BOROUGH			20
21	CAPITAL PROJECTS PRE-DESIGN FUND (ED 18-21)	200,000	200,000	21
22	NOYES SLOUGH CLEAN-UP (ED 18-21)	306,800	306,800	22
23	TRANSPORTATION			23
24	ED 1 KETCHIKAN - WRANGELL - PETERSBURG			24
25	KETCHIKAN - MT POINT & MUD BIGHT SUBDIVISION	300,000	300,000	25
26	IMPROVEMENT (ED 1)			26

1 GRANTS TO MUNICIPALITIES (AS 37.05.315) (CONT.)

	ALLOCATIONS	APPROPRIATION ITEMS	APPROPRIATION GENERAL FUND	FUND SOURCES OTHER FUNDS
4 ED 2 INSIDE PASSAGE - CORDOVA				
5 HAINES - CHILKAT CENTER PARKING LOT (ED 2)		50,000	50,000	
6 HAINES - LUTAK DOCK CAMPER PARK (ED 2)		20,000	20,000	
7 HAINES - WATERFRONT/ASMA IMPROVEMENTS (ED 2)		50,000	50,000	
8 HYDABURG - ROAD TO SUBDIVISION (ED 2)		27,000	27,000	
9 KLAWOCK - ROAD IMPROVEMENTS (ED 2)		50,000	50,000	
10 SKAGWAY - HISTORIC DISTRICT STORM DRAIN & PAVING (ED 2)		35,000	35,000	
11 SKAGWAY - SMALL BOAT HARBOR UPGRADE (ED 2)		20,000	20,000	
12 YAKUTAT - ROAD REPAIRS (ED 2)		20,000	20,000	
13 ED 3 BARANOF - CHICHAGOF				
14 SITKA-GRANITE CREEK PEDESTRIAN BRIDGE/BIKE PATH/ 15 WALKWAY (ED 3)		84,000	84,000	
16 ED 4 JUNEAU				
17 JUNEAU - EGAN DRIVE INTERCHANGE (ED 4)		50,000	50,000	
18 JUNEAU - MENDENHALL RIVER GREENBELT (ED 4)		800,000	800,000	
19 ED 5 KENAI - COOK INLET				
20 KENAI - STREET IMPROVEMENTS (ED 5)		884,000	884,000	
21 HOMER - STREET IMPROVEMENTS (ED 5)		632,000	632,000	
22 SELDOVIA - ROAD IMPROVEMENTS (ED 5)		50,000	50,000	
23 SOLDOTNA - STREET IMPROVEMENTS (ED 5)		550,000	550,000	
24 SOLDOTNA - AIRPORT EXPANSION PROJECT (ED 5)		140,000	140,000	
25 ED 6 NORTH KENAI - SOUTH COAST				
26 VALDEZ - BOAT HARBOR (ED 6)		1,000,000	1,000,000	

1 GRANTS TO MUNICIPALITIES (AS 37.05.315) (CONT.)

2		3	4	5	6
7		8	9	10	11
12		13	14	15	16
17		18	19	20	21
22		23	24	25	26
3		ALLOCATIONS	APPROPRIATION	APPROPRIATION	FUND SOURCES
4	ED 7-15 ANCHORAGE DISTRICT		ITEMS	GENERAL FUND	OTHER FUNDS
5	ANCHORAGE - FOOTPATHS CONSTRUCTION ED 8 (ED 7-15)		300,000	300,000	
6	ANCHORAGE - BIRCH ROAD BIKE TRAIL (ED 7-15)		150,000	150,000	
7	ANCHORAGE-LITTLE RABBIT CREEK/POTTER VALLEY		85,000	85,000	
8	STORM DRAINAGE STUDY (ED 7-15)				
9	ANCHORAGE-OLD SEWARD HIGHWAY-KLATT ROAD BIKE		380,000	380,000	
10	TRAIL (ED 7-15)				
11	ANCHORAGE-ED 10 ROAD IMPROVEMENT MATCH (ED 7-15)		556,400	556,400	
12	ANCHORAGE-ED 11 MISCELLANEOUS ALLEY IMPROVEMENTS (ED 7-15)		504,000	504,000	
13	ANCHORAGE - TURNAGAIN BOULEVARD RECONSTRUCTION (ED 7-15)		200,000	200,000	
14	ANCHORAGE - MERRILL FIELD AIRPORT TERMINAL (ED 7-15)		150,000	150,000	
15	ANCHORAGE - SPEED SAFETY LIGHTS & SPEED BUMPS (ED 7-15)		40,000	40,000	
16	ANCHORAGE - BAXTER ROAD BIKE TRAIL/WALKWAY (ED 7-15)		380,000	380,000	
17	ANCHORAGE - CAMPBELL CREEK TRAIL BRIDGES (ED 7-15)		100,000	100,000	
18	ANCHORAGE - TUDOR/MULDOON ROAD IMPROVEMENT (ED 7-15)		150,000	150,000	
19	ANCHORAGE - DISTRICT 11 ROADS (ED 7-15)		1,000,000	1,000,000	
20	ANCHORAGE - EAST SIXTH AVENUE UPGRADE (ED 7-15)		490,000	490,000	
21	ANCHORAGE - ROADS AND DRAINAGE (ED 7-15)		5,400,000	5,400,000	
22	ANCHORAGE - PORT OF ANCHORAGE (ED 7-15)		2,800,000	2,800,000	

1 GRANTS TO MUNICIPALITIES (AS 37.05.315) (CONT.)

	ALLOCATIONS	APPROPRIATION ITEMS	APPROPRIATION GENERAL FUND	FUND SOURCES OTHER FUNDS
2				
3				
4	TELLER - SEAWALL PROJECT (ED 23)	200,000	200,000	
5	TELLER - ROAD EQUIPMENT & MAINTENANCE (ED 23)	250,000	250,000	
6	UNALAKLEET - EMERGENCY LIGHTING (ED 23)	25,000	25,000	
7	WALES - LOPP LAGOON ROAD COMPLETION (ED 23)	100,000	100,000	
8	WALES - SMALL BOAT HARBOR FEASIBILITY STUDY (ED 23)	50,000	50,000	
9	WALES - HEAVY EQUIPMENT SHELTER COMPLETION (ED 23)	35,000	35,000	
10	ED 24 INTERIOR RIVERS			
11	HUSLIA - EROSION CONTROL (ED 24)	150,000	150,000	
12	ALLAKAKET - MAINTENANCE GARAGE (ED 24)	60,000	60,000	
13	ALLAKAKET - TRUCK (ED 24)	25,000	25,000	
14	ANIAK - ROAD IMPROVEMENT AND CONSTRUCTION (ED 24)	200,000	200,000	
15	FORT YUKON - ROADS (ED 24)	350,000	350,000	
16	GALENA - HEAVY EQUIPMENT (ED 24)	175,000	175,000	
17	HOLY CROSS - AIRPORT EXTENSION (ED 24)	360,000	360,000	
18	KALTAG - MAINTENANCE GARAGE (ED 24)	100,000	100,000	
19	LOWER KALSKAG - DUMP TRUCK (ED 24)	40,000	40,000	
20	MCGRATH - ROADS (ED 24)	200,000	200,000	
21	MOUNTAIN VILLAGE - VILLAGE MAINTENANCE FACILITY (ED 24)	80,000	80,000	
22	NULATO - ROADS (ED 24)	150,000	150,000	
23	PILOT STATION - GRAVEL (ED 24)	40,000	40,000	
24	RUBY - HEAVY EQUIPMENT (ED 24)	150,000	150,000	
25	RUSSIAN MISSION - ROAD AND FACILITY (ED 24)	75,000	75,000	

1 GRANTS TO MUNICIPALITIES (AS 37.05.315) (CONT.)

	ALLOCATIONS	APPROPRIATION ITEMS	APPROPRIATION GENERAL FUND	FUND SOURCES OTHER FUNDS
2				
3				
4	SHAGELUK - BARGE ENGINE (ED 24)	25,000	25,000	
5	ED 25 LOWER KUSKOKWIM			
6	EEK - ROAD DEVELOPMENT (ED 25)	450,000	450,000	
7	KASIGLUK - EROSION STUDY (ED 25)	40,000	40,000	
8	NAPAKIAK - EROSION CONTROL STUDY (ED 25)	75,000	75,000	
9	ED 26 BRISTOL BAY - ALEUTIAN ISLANDS			
10	AKUTAN - DOCK PLANNING AND ENGINEERING (ED 26)	200,000	200,000	
11	ALEKNAGIK - AIRPORT SHELTER/DEPOT (ED 26)	15,000	15,000	
12	ALEKNAGIK - HEAVY EQUIPMENT (ED 26)	55,000	55,000	
13	ALEKNAGIK - STREET LIGHTING (ED 26)	75,000	75,000	
14	ALEKNAGIK-MAINTENANCE/EQUIPMENT STORAGE BUILDING (ED 26)	84,000	84,000	
15	DILLINGHAM-DESIGN & CONSTRUCTION OF STREET	400,000	400,000	
16	IMPROVEMENTS (ED 26)			
17	NEW STUYAHOK - ROAD IMPROVEMENTS (ED 26)	360,000	360,000	
18	TOGIAK - ROAD UPGRADE (ED 26)	75,000	75,000	
19	BRISTOL BAY BOROUGH			
20	NAKNEK - DOCK DEVELOPMENT (ED 26)	170,000	170,000	
21	SOUTH NAKNEK BEACH ACCESS ROAD (ED 26)	75,000	75,000	
22	FAIRBANKS NORTH STAR BOROUGH			
23	CHATANIKA ROAD CULVERTS (ED 18-21)	1,000	1,000	
24	ROAD PROJECTS (ED 18-21)	168,000	168,000	
25	KENAI PENINSULA BOROUGH			
26	GREER ROAD (ED 5)	100,000	100,000	

1 GRANTS TO MUNICIPALITIES (AS 37.05.315) (CONT.)		2		3
		4 ALLOCATIONS	5 APPROPRIATION ITEMS	6 APPROPRIATION FUND SOURCES
			7 GENERAL FUND	8 OTHER FUNDS
4	KODIAK ISLAND BOROUGH			
5	AKHIOK - EROSION CONTROL (ED 27)		50,000	50,000
6	KARLUK - BOARDWALKS (ED 27)		50,000	50,000
7	OLD HARBOR - EROSION AND FLOOD CONTROL (ED 27)		75,000	75,000
8	MATANUSKA - SUSITNA BOROUGH			
9	LIFE SAFETY ACCESS (ED 16)		104,000	104,000
10	LOCAL ROAD IMPROVEMENTS (ED 16)		143,000	143,000
11	SEWARD MERIDIAN ROAD (ED 16)		293,000	293,000
12	GENERAL GOVERNMENT			
13	ED 5 KENAI - COOK INLET			
14	SEWARD - SENIOR CITIZEN BUS (ED 6)		22,500	22,500
15	ED 26 BRISTOL BAY - ALEUTIAN ISLANDS			
16	DILLINGHAM - SENIOR CITIZEN CENTER (ED 26)		300,000	300,000
17	* * * * *		* * * * *	
18	* * * * * UNINCORPORATED COMMUNITY GRANTS (AS 37.05.317)		* * * * *	
19	* * * * *		* * * * *	
20	EDUCATION			
21	ED 2 INSIDE PASSAGE - CORDOVA			
22	KLUKWAN - ARTIFACT STORAGE BUILDING (ED 2)		1,100	1,100
23	HEALTH			
24	ED 17 INTERIOR HIGHWAYS			
25	CANTWELL - EMERGENCY MEDICAL TRAINING EQUIPMENT (ED 17)		4,100	4,100

1 UNINCORPORATED COMMUNITY GRANTS (AS 37.05.317) (CONT.)

2	3	4	5	6	7	8	9	10	11	12	13	14	15	16	17	18	19	20	21	22	23	24	25	
4	DEVELOPMENT																							
5	ED 1 KETCHIKAN - WRANGELL - PETERSBURG																							
6	HYDER - MUNICIPAL PROJECTS (ED 1)																							
7	ED 17 INTERIOR HIGHWAYS																							
8	TANACROSS - LAUNDROMAT REPAIR (ED 17)																							
9	HEALY LAKE - COMMUNITY HALL (ED 17)																							
10	KENNY LAKE - ELECTRICAL SERVICE (ED 17)																							
11	ED 24 INTERIOR RIVERS																							
12	BEAVER - ELECTRIFICATION (ED 24)																							
13	RAMPART - ELECTRIFICATION (ED 24)																							
14	RED DEVIL - ELECTRIFICATION (ED 24)																							
15	ARCTIC VILLAGE - ELECTRIFICATION (ED 24)																							
16	SLEETMUTE - PUBLIC FACILITIES AND																							
17	COMMUNICATIONS UPGRADE (ED 24)																							
18	TELIDA - ELECTRIFICATION (ED 24)																							
19	ED 26 BRISTOL BAY - ALEUTIAN ISLANDS																							
20	ST GEORGE - COMMUNITY PLANNING AND DEVELOPMENT (ED 26)																							
21	TRANSPORTATION																							
22	ED 1 KETCHIKAN - WRANGELL - PETERSBURG																							
23	METLAKATLA - MAIN CARGO DOCK (ED 1)																							
24	ED 2 INSIDE PASSAGE - CORDOVA																							
25	KLUKWAN - HEAVY EQUIPMENT PURCHASE (ED 2)																							

1 UNINCORPORATED COMMUNITY GRANTS (AS 37.05.317) (CONT.)

2		3	4	5	6
		ALLOCATIONS	APPROPRIATION ITEMS	APPROPRIATION GENERAL FUND	FUND SOURCES OTHER FUNDS
4	POINT BAKER - MARINE FACILITIES (ED 2)		3,000	3,000	
5	ED 17 INTERIOR HIGHWAYS				
6	EAGLE - ROAD IMPROVEMENTS (ED 17)		10,900	10,900	
7	CHICKEN - AIRPORT RIGHT-OF-WAY (ED 17)		63,000	63,000	
8	TETLIN - AIRPORT (ED 17)		25,000	25,000	
9	ED 24 INTERIOR RIVERS				
10	CHALKYITSIK - ROAD (ED 24)		195,000	195,000	
11	CROOKED CREEK - ROADS (ED 24)		75,000	75,000	
12	EVANSVILLE - TRUCK (ED 24)		17,000	17,000	
13	RED DEVIL - ROADS (ED 24)		30,000	30,000	
14	TAKOTNA - ROAD IMPROVEMENTS (ED 24)		25,000	25,000	
15	ED 26 BRISTOL BAY - ALEUTIAN ISLANDS				
16	PORTAGE CREEK - HEAVY EQUIPMENT (ED 26)		100,000	100,000	

1 * SEC. 19 THE FOLLOWING SETS OUT THE FUNDING OF THE
2 APPROPRIATIONS MADE IN THE PRECEDING SECTION OF THIS
3 ACT.

4 OFFICE OF THE GOVERNOR

5	FEDERAL RECEIPTS	336,000
6	GENERAL FUND	17,504,600
7	*** TOTAL FUNDING ***	17,840,600

8 DEPARTMENT OF ADMINISTRATION

9	FEDERAL RECEIPTS	4,262,800
10	GENERAL FUND MATCH	655,100
11	GENERAL FUND	159,954,600
12	INTER-AGENCY RECEIPTS	12,093,900
13	FICA ADMINISTRATION FUND ACCOUNT	89,700
14	PROGRAM RECEIPTS	3,808,900
15	PUBLIC EMPLOYEES RETIREMENT FUND	1,790,400
16	SURPLUS PROPERTY REVOLVING FUND	204,300
17	TEACHERS RETIREMENT SYSTEM FUND	1,370,700
18	*** TOTAL FUNDING ***	184,230,400

19 DEPARTMENT OF LAW

20	GENERAL FUND	14,642,600
21	INTER-AGENCY RECEIPTS	3,586,700
22	*** TOTAL FUNDING ***	18,229,300

23 DEPARTMENT OF REVENUE

24	FEDERAL RECEIPTS	2,875,200
25	GENERAL FUND MATCH	1,242,800
26	GENERAL FUND	94,681,000

1
2
3
4
5
6
7
8
9
10
11
12
13
14
15
16
17
18
19
20
21
22
23
24
25
26

1	PROGRAM RECEIPTS	5,753,300
2	PUBLIC EMPLOYEES RETIREMENT FUND	502,800
3	TEACHERS RETIREMENT SYSTEM FUND	502,800
4	*** TOTAL FUNDING ***	105,557,900
5	DEPARTMENT OF EDUCATION	
6	FEDERAL RECEIPTS	29,964,400
7	GENERAL FUND MATCH	1,198,300
8	GENERAL FUND	570,146,500
9	INTER-AGENCY RECEIPTS	3,158,500
10	PROGRAM RECEIPTS	907,100
11	SCHOOL FUND (CIGARETTE TAX)	2,500,000
12	PUBLIC LAW 81-874/GENERAL FUND	10,891,000
13	TRAINING AND BUILDING FUND	250,000
14	*** TOTAL FUNDING ***	619,015,800
15	DEPARTMENT OF HEALTH & SOCIAL SERVICES	
16	FEDERAL RECEIPTS	69,626,900
17	GENERAL FUND MATCH	59,283,200
18	GENERAL FUND	129,528,800
19	INTER-AGENCY RECEIPTS	3,922,700
20	PROGRAM RECEIPTS	240,000
21	TITLE 20	4,113,700
22	*** TOTAL FUNDING ***	266,715,300
23	DEPARTMENT OF LABOR	
24	FEDERAL RECEIPTS	20,193,300
25	GENERAL FUND MATCH	1,103,300
26	GENERAL FUND	8,338,800

1
2
3
4
5
6
7
8
9
10
11
12
13
14
15
16
17
18
19
20
21
22
23
24
25
26

1	INTER-AGENCY RECEIPTS	6,432,400	1
2	PROGRAM RECEIPTS	243,700	2
3	SECOND INJURY FUND RESERVE ACCOUNT	1,887,400	3
4	DISABLED FISHERMANS RESERVE ACCOUNT	1,280,500	4
5	TRAINING AND BUILDING FUND	199,500	5
6	*** TOTAL FUNDING ***	39,678,900	6
7	DEPARTMENT OF COMMERCE & ECONOMIC DEVELOPMENT		7
8	GENERAL FUND	36,380,600	8
9	INTER-AGENCY RECEIPTS	2,110,600	9
10	PROGRAM RECEIPTS	6,454,500	10
11	VETERANS REVOLVING LOAN FUND	877,300	11
12	*** TOTAL FUNDING ***	45,823,000	12
13	DEPARTMENT OF MILITARY AFFAIRS		13
14	FEDERAL RECEIPTS	3,677,700	14
15	GENERAL FUND MATCH	713,100	15
16	GENERAL FUND	5,660,900	16
17	PROGRAM RECEIPTS	29,700	17
18	*** TOTAL FUNDING ***	10,081,400	18
19	DEPARTMENT OF NATURAL RESOURCES		19
20	FEDERAL RECEIPTS	3,333,500	20
21	GENERAL FUND MATCH	518,600	21
22	GENERAL FUND	39,883,200	22
23	INTER-AGENCY RECEIPTS	8,062,700	23
24	AGRICULTURAL LOAN FUND	567,100	24
25	PROGRAM RECEIPTS	195,000	25
26	*** TOTAL FUNDING ***	52,560,100	26

1	DEPARTMENT OF FISH & GAME			1
2	FEDERAL RECEIPTS		9,979,100	2
3	GENERAL FUND		45,090,200	3
4	INTER-AGENCY RECEIPTS		8,516,400	4
5	FISH AND GAME FUND		6,005,000	5
6	PROGRAM RECEIPTS		397,000	6
7	*** TOTAL FUNDING ***		69,987,700	7
8	DEPARTMENT OF PUBLIC SAFETY			8
9	FEDERAL RECEIPTS		833,900	9
10	GENERAL FUND MATCH		39,100	10
11	GENERAL FUND		74,810,100	11
12	PROGRAM RECEIPTS		584,900	12
13	*** TOTAL FUNDING ***		76,268,000	13
14	DEPARTMENT OF TRANSPORTATION/PUBLIC FACILITIES			14
15	FEDERAL RECEIPTS		150,000	15
16	GENERAL FUND		176,426,900	16
17	INTER-AGENCY RECEIPTS		61,435,800	17
18	HIGHWAY WORKING CAPITAL FUND		26,636,400	18
19	INTERNATIONAL AIRPORT REVENUE FUND		23,164,000	19
20	PROGRAM RECEIPTS		2,020,200	20
21	*** TOTAL FUNDING ***		289,833,300	21
22	DEPARTMENT OF CORRECTIONS			22
23	GENERAL FUND		68,507,600	23
24	INTER-AGENCY RECEIPTS		178,600	24
25	*** TOTAL FUNDING ***		68,686,200	25

1 DEPARTMENT OF ENVIRONMENTAL CONSERVATION

2	FEDERAL RECEIPTS	1,620,400
3	GENERAL FUND MATCH	892,200
4	GENERAL FUND	10,799,200
5	INTER-AGENCY RECEIPTS	456,200
6	PROGRAM RECEIPTS	45,000
7	*** TOTAL FUNDING ***	13,813,000

8 DEPARTMENT OF COMMUNITY & REGIONAL AFFAIRS

9	FEDERAL RECEIPTS	13,819,800
10	GENERAL FUND MATCH	150,000
11	GENERAL FUND	85,344,600
12	INTER-AGENCY RECEIPTS	1,918,000
13	PROGRAM RECEIPTS	70,400
14	*** TOTAL FUNDING ***	101,302,800

15 LEGISLATURE

16	GENERAL FUND	32,158,400
17	*** TOTAL FUNDING ***	32,158,400

18 ALASKA COURT SYSTEM

19	GENERAL FUND	34,987,900
20	*** TOTAL FUNDING ***	34,987,900

21 UNIVERSITY OF ALASKA

22	FEDERAL RECEIPTS	26,464,500
23	GENERAL FUND MATCH	2,718,300
24	GENERAL FUND	150,892,800
25	INTER-AGENCY RECEIPTS	8,874,800
26	PROGRAM RECEIPTS	20,537,900

1
2
3
4
5
6
7
8
9
10
11
12
13
14
15
16
17
18
19
20
21
22
23
24
25
26

1	STUDENT FEES, UNIVERSITY OF ALASKA	13,171,400
2	INDIRECT COST RECOVERY	7,223,300
3	RESTRICTED RECEIPTS, U OF A	17,603,800
4	*** TOTAL FUNDING ***	247,486,800
5	CAPITAL PROJECTS	
6	FEDERAL RECEIPTS	12,933,600
7	GENERAL FUND	335,050,200
8	*** TOTAL FUNDING ***	347,983,800
9	. * * * * * TOTAL BUDGET * * * * *	2,642,240,600

10 * SEC. 20 THIS ACT TAKES EFFECT IMMEDIATELY IN
 11 ACCORDANCE WITH AS 01.10.070(C).

1
2
3
4
5
6
7
8
9
10
11

FISCAL YEAR 1984 BUDGET SUMMARY BY FUNDING SOURCE

FUNDING SOURCE	OPERATING BUDGET	NEW LEGISLATION BUDGET	CAPITAL BUDGET	TOTAL BUDGET
FEDERAL RECEIPTS	187,137,500		12,933,600	200,071,100
GENERAL FUND MATCH	68,514,000			68,514,000
GENERAL FUND	1,755,739,300		335,050,200	2,090,789,500
INTER-AGENCY RECEIPTS	120,747,300			120,747,300
CIP PROJECT FUNDS				
GENERAL OBLIGATION BONDS				
RENEWABLE RESOURCES INVESTMENT FUND				
REAL ESTATE SURETY FUND				
AGRICULTURAL LOAN FUND	567,100			567,100
AVIATION FUEL TAX ACCOUNT				
FICA ADMINISTRATION FUND ACCOUNT	89,700			89,700
FISH AND GAME FUND	6,005,000			6,005,000
HIGHWAY FUEL TAX ACCOUNT				
HIGHWAY WORKING CAPITAL FUND	26,636,400			26,636,400
INTERNATIONAL AIRPORT REVENUE FUND	23,164,000			23,164,000
PROGRAM RECEIPTS	41,287,600			41,287,600
PUBLIC EMPLOYEES RETIREMENT FUND	2,293,200			2,293,200
SCHOOL FUND (CIGARETTE TAX)	2,500,000			2,500,000
SECOND INJURY FUND RESERVE ACCOUNT	1,887,400			1,887,400
DISABLED FISHERMANS RESERVE ACCOUNT	1,280,500			1,280,500
SURPLUS PROPERTY REVOLVING FUND	204,300			204,300
TEACHERS RETIREMENT SYSTEM FUND	1,873,500			1,873,500
VETERANS REVOLVING LOAN FUND	877,300			877,300
WATERCRAFT FUEL TAX ACCOUNT				
FEDERAL REVENUE SHARING FUND				
STUDENT FEES, UNIVERSITY OF ALASKA	13,171,400			13,171,400
INDIRECT COST RECOVERY	7,223,300			7,223,300
MARINE/COASTAL PROTECTION FUND				
DONATED COMMODITY HANDLING FEE ACCOUNT				
FEDERAL TITLE IV-A AND VI-(ESEA)				
PUBLIC LAW 81-874/GENERAL FUND	10,891,000			10,891,000
RENEWABLE RESOURCE DEVELOPMENT FUND				
STUDENT REVOLVING LOAN FUND				
TITLE 20	4,113,700			4,113,700
RESTRICTED RECEIPTS, U OF A	17,603,800			17,603,800
TRAINING AND BUILDING FUND	449,500			449,500
NC OPERATE				
**** TOTALS ****	\$2,294,256,800		\$347,983,800	\$2,642,240,600

TIME AND DATE 19:51 5/24/83

B U D G E T S U M M A R Y B Y F U N D I N G S O U R C E

FUNDING SOURCE	OPERATING BUDGET	NEW LEGIS'N BUDGET	CAPITAL BUDGET	TOTAL BUDGET
1002 FEDERAL RECEIPTS	187,137.5		12,933.6	200,071.1
1003 GENERAL FUND MATCH	68,514.0			68,514.0
1004 GENERAL FUND	1,755,739.3		335,050.2	2,090,789.5
1005 INTER-AGENCY RECEIPTS	120,747.3			120,747.3
1006 CIP PROJECT FUNDS				
1010 GENERAL OBLIGATION BONDS				
1015 RENEWABLE RESOURCES INVESTMENT FUND				
1020 REAL ESTATE SURETY FUND				
1021 AGRICULTURAL LOAN FUND	567.1			567.1
1022 AVIATION FUEL TAX ACCOUNT				
1023 FICA ADMINISTRATION FUND ACCOUNT	89.7			89.7
1024 FISH AND GAME FUND	6,005.0			6,005.0
1025 HIGHWAY FUEL TAX ACCOUNT				
1026 HIGHWAY WORKING CAPITAL FUND	26,636.4			26,636.4
1027 INTERNATIONAL AIRPORT REVENUE FUND	23,164.0			23,164.0
1028 PROGRAM RECEIPTS	41,287.6			41,287.6
1029 PUBLIC EMPLOYEES RETIREMENT FUND	2,293.2			2,293.2
1030 SCHOOL FUND (CIGARETTE TAX)	2,500.0			2,500.0
1031 SECOND INJURY FUND RESERVE ACCOUNT	1,887.4			1,887.4
1032 DISABLED FISHERMANS RESERVE ACCOUNT	1,280.5			1,280.5
1033 SURPLUS PROPERTY REVOLVING FUND	204.3			204.3
1034 TEACHERS RETIREMENT SYSTEM FUND	1,873.5			1,873.5
1035 VETERANS REVOLVING LOAN FUND	877.3			877.3
1036 WATERCRAFT FUEL TAX ACCOUNT				
1037 FEDERAL REVENUE SHARING FUND				
1038 STUDENT FEES, UNIVERSITY OF ALASKA	13,171.4			13,171.4
1039 INDIRECT COST RECOVERY	7,223.3			7,223.3
1040 MARINE/COASTAL PROTECTION FUND				
1041 DONATED COMMODITY HANDLING FEE ACCOUNT				
1042 FEDERAL TITLE IV-A AND VI-(ESEA)				
1043 PUBLIC LAW 81-874/GENERAL FUND	10,891.0			10,891.0
1044 RENEWABLE RESOURCE DEVELOPMENT FUND				
1046 STUDENT REVOLVING LOAN FUND				
1047 TITLE 20	4,113.7			4,113.7
1048 RESTRICTED RECEIPTS, U OF A	17,603.8			17,603.8
1049 TRAINING AND BUILDING FUND	449.5			449.5
1099 NC OPERATE				
**** TOTALS ****	2,294,256.8		347,983.8	2,642,240.6

THE FOLLOWING CONTROL PARAMETERS WERE USED TO GENERATE THE BILL WRITER REPORT:

BOTH THE OPERATING AND CAPITAL BILLS WERE PRODUCED...

ORDER OF PRESENTATION...AGENCY.

ENROLLED VERSION OF BILL...

CSET 'C' WAS USED AS COLUMN REFERENCE.

ORIGIN=FREE_CONF (R01.BC COLUMN 9). BILL_ID=CS SSHB 105(FIN)

REDUCTION PARAMETERS BY AGENCY WITHIN CATEGORY...

AGENCY	CATEGORY >>>----	1	2	3	4	5	6	7	8	9	10
1 OFFICE OF THE GOVERNOR		1.0000	1.0000	1.0000	1.0000	1.0000	1.0000	1.0000	1.0000	1.0000	1.0000
2 DEPARTMENT OF ADMINISTRATION		1.0000	1.0000	1.0000	1.0000	1.0000	1.0000	1.0000	1.0000	1.0000	1.0000
3 DEPARTMENT OF LAW		1.0000	1.0000	1.0000	1.0000	1.0000	1.0000	1.0000	1.0000	1.0000	1.0000
4 DEPARTMENT OF REVENUE		1.0000	1.0000	1.0000	1.0000	1.0000	1.0000	1.0000	1.0000	1.0000	1.0000
5 DEPARTMENT OF EDUCATION		1.0000	1.0000	1.0000	1.0000	1.0000	1.0000	1.0000	1.0000	1.0000	1.0000
6 DEPARTMENT OF HEALTH & SOCIAL SERVICES		1.0000	1.0000	1.0000	1.0000	1.0000	1.0000	1.0000	1.0000	1.0000	1.0000
7 DEPARTMENT OF LABOR		1.0000	1.0000	1.0000	1.0000	1.0000	1.0000	1.0000	1.0000	1.0000	1.0000
8 DEPARTMENT OF COMMERCE & ECONOMIC DEVELOPMENT		1.0000	1.0000	1.0000	1.0000	1.0000	1.0000	1.0000	1.0000	1.0000	1.0000
9 DEPARTMENT OF MILITARY AFFAIRS		1.0000	1.0000	1.0000	1.0000	1.0000	1.0000	1.0000	1.0000	1.0000	1.0000
10 DEPARTMENT OF NATURAL RESOURCES		1.0000	1.0000	1.0000	1.0000	1.0000	1.0000	1.0000	1.0000	1.0000	1.0000
11 DEPARTMENT OF FISH & GAME		1.0000	1.0000	1.0000	1.0000	1.0000	1.0000	1.0000	1.0000	1.0000	1.0000
12 DEPARTMENT OF PUBLIC SAFETY		1.0000	1.0000	1.0000	1.0000	1.0000	1.0000	1.0000	1.0000	1.0000	1.0000
13 RURAL EDUCATION ATTENDANCE AREAS		1.0000	1.0000	1.0000	1.0000	1.0000	1.0000	1.0000	1.0000	1.0000	1.0000
14 DEPARTMENT OF TRANSPORTATION/PUBLIC FACILITIES		1.0000	1.0000	1.0000	1.0000	1.0000	1.0000	1.0000	1.0000	1.0000	1.0000
15 DEPARTMENT OF CORRECTIONS		1.0000	1.0000	1.0000	1.0000	1.0000	1.0000	1.0000	1.0000	1.0000	1.0000
16 DEPARTMENT OF ENVIRONMENTAL CONSERVATION		1.0000	1.0000	1.0000	1.0000	1.0000	1.0000	1.0000	1.0000	1.0000	1.0000
17		1.0000	1.0000	1.0000	1.0000	1.0000	1.0000	1.0000	1.0000	1.0000	1.0000
18 DEPARTMENT OF COMMUNITY & REGIONAL AFFAIRS		1.0000	1.0000	1.0000	1.0000	1.0000	1.0000	1.0000	1.0000	1.0000	1.0000
19 LEGISLATURE		1.0000	1.0000	1.0000	1.0000	1.0000	1.0000	1.0000	1.0000	1.0000	1.0000
20		1.0000	1.0000	1.0000	1.0000	1.0000	1.0000	1.0000	1.0000	1.0000	1.0000
21		1.0000	1.0000	1.0000	1.0000	1.0000	1.0000	1.0000	1.0000	1.0000	1.0000
22 ALASKA COURT SYSTEM		1.0000	1.0000	1.0000	1.0000	1.0000	1.0000	1.0000	1.0000	1.0000	1.0000
23 UNIVERSITY OF ALASKA		1.0000	1.0000	1.0000	1.0000	1.0000	1.0000	1.0000	1.0000	1.0000	1.0000
24 STATE BOND COMMITTEE		1.0000	1.0000	1.0000	1.0000	1.0000	1.0000	1.0000	1.0000	1.0000	1.0000
25		1.0000	1.0000	1.0000	1.0000	1.0000	1.0000	1.0000	1.0000	1.0000	1.0000
26		1.0000	1.0000	1.0000	1.0000	1.0000	1.0000	1.0000	1.0000	1.0000	1.0000
27		1.0000	1.0000	1.0000	1.0000	1.0000	1.0000	1.0000	1.0000	1.0000	1.0000
28		1.0000	1.0000	1.0000	1.0000	1.0000	1.0000	1.0000	1.0000	1.0000	1.0000
29 GRANTS TO MUNICIPALITIES (AS 37.05.315)		1.0000	1.0000	1.0000	1.0000	1.0000	1.0000	1.0000	1.0000	1.0000	1.0000
30 UNINCORPORATED COMMUNITY GRANTS (AS 37.05.317)		1.0000	1.0000	1.0000	1.0000	1.0000	1.0000	1.0000	1.0000	1.0000	1.0000

POSITIONS WERE SUMMATED & DISPLAYED.

PG_SIZE= 56 LN_SIZE= 60 PAGE#= 5

SALBILLA JOB COMPLETE 19:51 5/24/83

COMMITTEE REPORT

HOUSE

FURTHER:

5/26

Rules

Date:

5/26/83

Mr. Speaker:

The Committee on FINANCE has had SSB 105

An Act appropriating for the operating expenses and Permanent Fund Dividend Program of the state government; and providing for an effective date.

under consideration and (a majority of the committee) (the committee) reports it back with the following recommendations:

[] do pass [] do not pass

[] do pass with attached amendments(s)

[X] replace with CS for SSB 105 (FINANCE) [X] same title [] new title

and recommends do pass

[X] AND attaches a "Letter of Intent" [] New Fiscal Note

[] reports it back without recommendation

[] referred to the _____ Committee

MEMBERS SIGNING DO PASS

Terry Martin
Damon Fisher
Jerry Paul
Walt Lindeman
Dan Peterson
B. ...
P. Bethelwood
Albert H. Adams

MEMBERS HAVING OTHER RECOMMENDATIONS:

Duncan (No Rec)
Paul ... (No Rec)

Albert H. Adams
CHAIRMAN

Offered: 5/26/83
Referred: Rules

Original sponsor: Rules/Governor

1 IN THE HOUSE BY THE FINANCE COMMITTEE
2 CS FOR SPONSOR SUBSTITUTE FOR HOUSE BILL NO. 105 (Finance)
3 IN THE LEGISLATURE OF THE STATE OF ALASKA
4 THIRTEENTH LEGISLATURE - FIRST SESSION
5 A BILL

6 For an Act entitled: "An Act making appropriations for the operating and
7 capital expenses of state government; and providing
8 for an effective date."

9 BE IT ENACTED BY THE LEGISLATURE OF THE STATE OF ALASKA:

10 * Section 1. Included within the general fund amounts appropriated
11 according to the schedules in this Act, the following amounts are from the
12 unreserved special accounts in the general fund:

	Operating	Capital
13 Highway Fuel Tax Account	\$19,500,000	
14 Aviation Fuel Tax Account	9,100,000	
15 Watercraft Fuel Tax Account		\$4,000,000

16 * Sec. 2. A sum is appropriated from the general fund necessary to pay
17 interest on revenue anticipation notes issued by the commissioner of reve-
18 nue under AS 43.08.010.

19 * Sec. 3. Federal or other program receipts that exceed the amounts
20 appropriated in this Act are appropriated conditioned upon compliance with
21 the program review provisions of AS 37.07.080(h).

22 * Sec. 4. If federal or other program receipts exceed the estimates
23 appropriated by this Act, the appropriation from state funds for the af-
24 fected program may be reduced by the amount of the excess if the reductions
25 are not inconsistent with applicable federal statutes.

26 * Sec. 5. If program receipts fall short of the estimates appropriated
27 by this Act, the affected appropriation shall be reduced by the amount of
28 the shortfall in receipts.
29

1 * Sec. 6. If the federal receipts under Title XX of the Social Security
2 Act (42 U.S.C. 1397 et seq.) fall short of the estimate, the amount of the
3 shortfall is appropriated from the general fund.

4 * Sec. 7. Amounts equivalent to the amounts to be received in settle-
5 ment of insurance claims for property losses are appropriated from the
6 general fund to the affected agency for the purpose of replacing the facil-
7 ity or service lost as a result of the incident giving rise to the insur-
8 ance claim.

9 * Sec. 8. A sum of \$30,000 is appropriated from the public employees'
10 retirement fund to the Department of Revenue, treasury division, for each
11 \$10,000,000 or portion of \$10,000,000 of public employees' retirement fund
12 assets measured at market under outside investment management during fiscal
13 year 1984 in excess of the amount of assets measured at market under out-
14 side investment management on June 30, 1983.

15 * Sec. 9. A sum of \$30,000 is appropriated from the teachers' retire-
16 ment fund to the Department of Revenue, treasury division, for each
17 \$10,000,000 or portion of \$10,000,000 of teachers' retirement fund assets
18 measured at market under outside investment management during fiscal year
19 1984 in excess of the amount of assets measured at market under outside
20 investment management on June 30, 1983.

21 * Sec. 10. The amount required to be paid by the state for the princi-
22 pal and interest on all issued and outstanding state guaranteed bonds is
23 appropriated from the general fund to the state bond committee to make all
24 payments by the state required under its guarantee for principal and inter-
25 est.

26 * Sec. 11. The sum of \$12,573,000 is appropriated from the general fund
27 to the Department of Law to fund legal proceedings involving oil and gas
28 revenues due or paid to the state or state title to oil and gas lands,
29 including the North Slope Royalty case (State v. Amerada Hess, et al), the

1 Oil and Gas Corporate Income Tax Case (Arco v. State), the TransAlaska
2 Pipeline Rate Case, litigation against the Alaska Oil Company, and United
3 States v. Alaska, for fiscal year 1984 and succeeding fiscal years.

4 * Sec. 12. The sum of \$337,100 is appropriated from the general fund to
5 the Department of Revenue for costs associated with the Oil and Gas Corpo-
6 rate Income Tax Case (Arco v. State) for fiscal year 1984 and succeeding
7 fiscal years.

8

SECTION 13 BEGINS ON PAGE 4

FISCAL YEAR 1984 BUDGET SUMMARY BY FUNDING SOURCE

FUNDING SOURCE	OPERATING BUDGET	NEW LEGISLATION BUDGET	CAPITAL BUDGET	TOTAL BUDGET
FEDERAL RECEIPTS	187,734,700		12,933,600	200,668,300
GENERAL FUND MATCH	68,514,000			68,514,000
GENERAL FUND	1,752,880,900		335,035,200	2,087,916,100
INTER-AGENCY RECEIPTS	120,624,300			120,624,300
CIP PROJECT FUNDS				
GENERAL OBLIGATION BONDS				
RENEWABLE RESOURCES INVESTMENT FUND				
REAL ESTATE SURETY FUND				
AGRICULTURAL LOAN FUND	567,100			567,100
AVIATION FUEL TAX ACCOUNT				
FICA ADMINISTRATION FUND ACCOUNT	89,700			89,700
FISH AND GAME FUND	6,005,000			6,005,000
HIGHWAY FUEL TAX ACCOUNT				
HIGHWAY WORKING CAPITAL FUND	30,620,700			30,620,700
INTERNATIONAL AIRPORT REVENUE FUND	23,164,000			23,164,000
PROGRAM RECEIPTS	41,390,300			41,390,300
PUBLIC EMPLOYEES RETIREMENT FUND	2,293,200			2,293,200
SCHOOL FUND (CIGARETTE TAX)	2,500,000			2,500,000
SECOND INJURY FUND RESERVE ACCOUNT	1,887,400			1,887,400
DISABLED FISHERMANS RESERVE ACCOUNT	1,280,500			1,280,500
SURPLUS PROPERTY REVOLVING FUND	204,300			204,300
TEACHERS RETIREMENT SYSTEM FUND	1,873,500			1,873,500
VETERANS REVOLVING LOAN FUND	877,300			877,300
WATERCRAFT FUEL TAX ACCOUNT				
FEDERAL REVENUE SHARING FUND				
STUDENT FEES, UNIVERSITY OF ALASKA	13,171,400			13,171,400
INDIRECT COST RECOVERY	7,223,300			7,223,300
MARINE/COASTAL PROTECTION FUND				
DONATED COMMODITY HANDLING FEE ACCOUNT				
FEDERAL TITLE IV-A AND VI-(ESEA)				
PUBLIC LAW 81-874/GENERAL FUND	10,891,000			10,891,000
RENEWABLE RESOURCE DEVELOPMENT FUND				
STUDENT REVOLVING LOAN FUND				
TITLE 20	4,113,700			4,113,700
RESTRICTED RECEIPTS, U OF A	17,603,800			17,603,800
TRAINING AND BUILDING FUND	449,500			449,500
NC OPERATE				
**** TOTALS ****	\$2,295,959,600		\$347,968,800	\$2,643,928,400

TIME AND DATE 09:25 5/26/83

1 * SEC. 13 THE FOLLOWING APPROPRIATION ITEMS ARE FOR
 2 OPERATING EXPENDITURES FROM THE GENERAL FUND OR OTHER
 3 FUNDS AS SET OUT IN THE FISCAL YEAR 1984 BUDGET SUMMARY
 4 BY FUNDING SOURCE TO THE AGENCIES NAMED AND FOR THE
 5 PURPOSES EXPRESSED FOR THE FISCAL YEAR BEGINNING JULY 1,
 6 1983, AND ENDING JUNE 30, 1984, UNLESS OTHERWISE
 7 INDICATED.

	ALLOCATIONS	APPROPRIATION ITEMS	APPROPRIATION GENERAL FUND	APPROPRIATION OTHER FUNDS	FUND SOURCES
10	*****	*****			
11	*****	OFFICE OF THE GOVERNOR *****			
12	*****	*****			
13		ADMINISTRATION OF JUSTICE			
14		COMMISSIONS			
15		STATUS OF WOMEN COMMISSION (4 POSITIONS)	326,100	326,100	
16		HUMAN RIGHTS COMMISSION (25 POSITIONS)	1,481,700	1,306,900	174,800
17		GENERAL GOVERNMENT			
18		EXECUTIVE OPERATIONS	6,930,000	6,930,000	
19		EXECUTIVE OFFICE (66 POSITIONS)	5,119,600		
20		EXECUTIVE MANSION (4 POSITIONS)	373,600		
21		ALASKA LANDS USE COUNCIL (5 POSITIONS)	340,500		
22		CONTINGENCY FUND	500,000		
23		LIEUTENANT GOVERNOR (8 POSITIONS)	596,300		
24		OFFICE OF MANAGEMENT AND BUDGET (83 POSITIONS)	5,701,000	5,539,800	161,200
25		COASTAL ZONE MANAGEMENT (13 POSITIONS)	1,871,000	1,871,000	
26		ELECTIONS (24 POSITIONS)	1,569,000	1,569,000	

1			APPROPRIATION	APPROPRIATION	FUND SOURCES	1
2		ALLOCATIONS	ITEMS	GENERAL FUND	OTHER FUNDS	2
3		* * * * *				3
4		* * * * * DEPARTMENT OF ADMINISTRATION				4
5		* * * * *				5
6	EDUCATION					6
7	TEACHER RETIREMENT MATCH		30,332,100	30,332,100		7
8	SOCIAL SERVICES					8
9	LONGEVITY BONUS (5 POSITIONS)		30,459,500	30,459,500		9
10	PIONEERS HOMES		19,333,900	17,774,400	1,559,500	10
11	SITKA (91 POSITIONS)	3,694,000				11
12	FAIRBANKS (76 POSITIONS)	3,401,600				12
13	PALMER (76 POSITIONS)	3,023,100				13
14	KOTZEBUE	745,200				14
15	ANCHORAGE (193 POSITIONS)	6,026,400				15
16	KETCHIKAN (55 POSITIONS)	2,249,200				16
17	CENTRAL OFFICE (2 POSITIONS)	194,400				17
18	OLDER ALASKANS COMMISSION		7,828,900	3,566,100	4,262,800	18
19	ADMINISTRATION (21 POSITIONS)	1,117,800				19
20	GRANTS AND SERVICES (8 POSITIONS)	6,711,100				20
21	ADMINISTRATION OF JUSTICE					21
22	PUBLIC DEFENDER		4,474,300	4,474,300		22
23	FIRST JUDICIAL DISTRICT (9 POSITIONS)	521,300				23
24	SECOND JUDICIAL DISTRICT (7 POSITIONS)	490,400				24
25	THIRD JUDICIAL DISTRICT (37 POSITIONS)	2,203,700				25

1	DEPARTMENT OF ADMINISTRATION (CONT.)		1	
2				
3		ALLOCATIONS	2	
4			3	
5			4	
6	GENERAL GOVERNMENT		5	
7			6	
8			7	
9			8	
10			9	
11			10	
12			11	
13			12	
14			13	
15			14	
16			15	
17			16	
18			17	
19			18	
20			19	
21			20	
22			21	
23			22	
24			23	
25			24	
26			25	
1	DEPARTMENT OF ADMINISTRATION (CONT.)			1
2				2
3		ALLOCATIONS		3
4				4
5	FOURTH JUDICIAL DISTRICT (17 POSITIONS)	1,063,100		5
6	ADMINISTRATION AND SUPPORT (3 POSITIONS)	195,800		6
7	GENERAL GOVERNMENT			7
8	PUBLIC OFFICES COMMISSION (9 POSITIONS)		384,600	8
9	PUBLIC BROADCASTING COMMISSION (5 POSITIONS)		6,886,300	9
10	CENTRALIZED ADMINISTRATIVE SERVICES		14,908,000	10
11	FISCAL/PERSONNEL (21 POSITIONS)	869,900		11
12	LABOR RELATIONS AGENCY	80,100		12
13	WORD PROCESSING CENTERS (33 POSITIONS)	1,106,000		13
14	EQUAL EMPLOYMENT OPPORTUNITY (11 POSITIONS)	465,300		14
15	CENTREX SYSTEM CHARGES	953,100		15
16	OFFICE OF INFORMATION MANAGEMENT (5 POSITIONS)	337,700		16
17	TELECOMMUNICATIONS SYSTEMS (52 POSITIONS)	9,653,600		17
18	TELECOMMUNICATIONS SERVICES (8 POSITIONS)	633,300		18
19	CIP DIRECT CHARGE POSITIONS & COSTS (19 POSITIONS)	809,000		19
20	OFFICE OF THE COMMISSIONER (9 POSITIONS)		853,700	20
21	ACCOUNTING		2,580,300	21
22	PRE-AUDIT (13 POSITIONS)	473,100		22
23	ACCOUNTING SERVICES (9 POSITIONS)	381,900		23
24	PAYROLL ACCOUNTING (19 POSITIONS)	657,600		24
25	ADMINISTRATION AND SUPPORT (4 POSITIONS)	299,000		25
26	FINANCIAL SYSTEMS (11 POSITIONS)	768,700		26
	PERSONNEL AND LABOR RELATIONS SERVICES		3,870,500	
			3,806,900	
				63,600

1 DEPARTMENT OF ADMINISTRATION (CONT.)			1
2		APPROPRIATION	2 APPROPRIATION FUND SOURCES
3		ALLOCATIONS	3
4			ITEMS GENERAL FUND OTHER FUNDS
4	PERSONNEL (73 POSITIONS)	3,147,500	4
5	LABOR RELATIONS (13 POSITIONS)	723,000	5
6	GENERAL SERVICES		6
7	PURCHASING (19 POSITIONS)	1,422,600	7
8	PROPERTY MANAGEMENT (11 POSITIONS)	516,600	8
9	CENTRAL DUPLICATING AND MAIL (39 POSITIONS)	2,119,600	9
10	ARCHIVES (14 POSITIONS)	781,800	10
11	DATA PROCESSING		11
12	COMPUTING SERVICES (98 POSITIONS)	11,531,900	12
13	MANAGEMENT SERVICES (7 POSITIONS)	350,300	13
14	RETIREMENT & BENEFITS (55 POSITIONS)		14
15	BUILDING & EQUIPMENT SERVICES		15
16	LEASING & FACILITIES (2 POSITIONS)	34,983,400	16
17	EMPLOYEE HOUSING (3 POSITIONS)	1,455,200	17
18	RISK MANAGEMENT		18
19	PREMIUMS/LOSS RETENTION	6,000,900	19
20	OPERATIONS (12 POSITIONS)	571,300	20

1		ALLOCATIONS	APPROPRIATION ITEMS	APPROPRIATION GENERAL FUND	FUND SOURCES OTHER FUNDS	1
2						2
3		*****	*****			3
4		***** DEPARTMENT OF LAW *****				4
5		*****	*****			5
6	PUBLIC PROTECTION					6
7	OFFICE OF CONSUMER PROTECTION (15 POSITIONS)		755,500	755,500		7
8	ADMINISTRATION OF JUSTICE					8
9	PROSECUTION		9,411,500	9,166,500	245,000	9
10	FIRST JUDICIAL DISTRICT (16 POSITIONS)	988,500				10
11	SECOND JUDICIAL DISTRICT (9 POSITIONS)	747,500				11
12	THIRD JUDICIAL DISTRICT (57 POSITIONS)	3,375,600				12
13	FOURTH JUDICIAL DISTRICT (21 POSITIONS)	1,434,100				13
14	ADMINISTRATION AND SUPPORT (11 POSITIONS)	969,100				14
15	CRIMINAL APPEALS & SPECIAL PROSECUTION (20 POSITIONS)	1,304,200				15
16	PRE TRIAL DIVERSION (15 POSITIONS)	592,500				16
17	GENERAL GOVERNMENT					17
18	LEGAL SERVICES		8,062,300	4,720,600	3,341,700	18
19	OPERATIONS (120 POSITIONS)	7,661,500				19
20	ADMINISTRATION & SUPPORT (10 POSITIONS)	400,800				20

1		ALLOCATIONS	APPROPRIATION ITEMS	APPROPRIATION GENERAL FUND	FUND SOURCES OTHER FUNDS	1
2						2
3		*****	*****			3
4		***** DEPARTMENT OF REVENUE	*****			4
5		*****	*****			5
6	PUBLIC PROTECTION					6
7	ALCOHOLIC BEVERAGE CONTROL BOARD (14 POSITIONS)		767,000	767,900		7
8	THE ADDITION IN THE BUDGET OF \$116,000 FOR TWO NEW					8
9	UNDERCOVER ENFORCEMENT OFFICERS IS MADE WITH THE					9
10	PROVISION THAT ONE EXISTING ENFORCEMENT OFFICER BE					10
11	CONVERTED TO UNDERCOVER DUTY SO THAT A TOTAL FORCE OF					11
12	THREE ENFORCEMENT OFFICERS WILL BE ON FULL TIME					12
13	UNDERCOVER DUTY.					13
14	DEVELOPMENT					14
15	SHARED TAXES		80,741,500	80,741,500		15
16	MUNICIPAL ASSISTANCE	70,500,000				16
17	AMUSEMENT AND GAMING TAX	42,500				17
18	AVIATION FUEL TAX	141,000				18
19	ELECTRIC AND TELEPHONE COOPERATIVE TAX	1,300,000				19
20	LIQUOR LICENSE TAX	900,000				20
21	FISHERIES TAX	7,858,000				21
22	MUNICIPAL BOND BANK AUTHORITY (2 POSITIONS)		372,000		372,000	22
23	ALASKA HOUSING FINANCE CORPORATION (48 POSITIONS)		2,945,000		2,945,000	23
24	PERMANENT FUND CORPORATION (11 POSITIONS)		2,295,600		2,295,600	24
25	GENERAL GOVERNMENT					25
26	REVENUE OPERATIONS		9,723,500	8,717,900	1,005,600	26

1	DEPARTMENT OF REVENUE (CONT.)				1		
2			ALLOCATIONS	APPROPRIATION	APPROPRIATION FUND SOURCES	2	
3				ITEMS	GENERAL FUND	OTHER FUNDS	3
4	AUDIT (65 POSITIONS)		2,860,700				4
5	PETROLEUM REVENUE (29 POSITIONS)		1,776,500				5
6	ENFORCEMENT (37 POSITIONS)		1,230,000				6
7	TREASURY MANAGEMENT (26 POSITIONS)		2,308,500				7
8	PUBLIC SERVICE (30 POSITIONS)		1,547,800				8
9	CHILD SUPPORT ENFORCEMENT (83 POSITIONS)			4,258,700	1,242,800	3,015,900	9
10	ADMINISTRATION AND SUPPORT			3,039,200	3,039,200		10
11	OFFICE OF THE COMMISSIONER (16 POSITIONS)		1,227,500				11
12	ADMINISTRATIVE SERVICES (41 POSITIONS)		1,811,700				12
13	REFUNDABLE CREDITS						13
14	CHILD CARE CREDITS			1,414,500	1,414,500		14
15		*****		*****			15
16		***** DEPARTMENT OF EDUCATION *****					16
17		*****		*****			17
18	EDUCATION						18
19	K-12 FOUNDATION SUPPORT			430,596,200	430,596,200		19
20	STUDENT ADM SUPPORT		292,494,300				20
21	SPECIAL EDUCATION ADJUSTMENTS		50,958,700				21
22	VOCATIONAL EDUCATION ADJUSTMENTS		22,481,100				22
23	CORRESPONDENCE STUDY - STATE		1,976,100				23
24	CORRESPONDENCE STUDY-LOCAL		5,503,900				24
25	BILINGUAL PROGRAM ADJUSTMENT		11,788,200				25

1	DEPARTMENT OF EDUCATION (CONT.)		APPROPRIATION	APPROPRIATION	FUND SOURCES	2
3		ALLOCATIONS	ITEMS	GENERAL FUND	OTHER FUNDS	3
4	SUPPLEMENTAL EQUALIZATION AID	30,393,900				4
5	SUPPLEMENTAL PROGRAMS	15,000,000				5
6	OTHER K-12 SUPPORT		119,179,300	99,844,800	19,334,500	6
7	PUPIL TRANSPORTATION-PUBLIC	20,062,100				7
8	THE STATE BOARD OF EDUCATION SHALL PROMULGATE					8
9	REGULATIONS REQUIRING THE DEPARTMENT OF EDUCATION TO					9
10	ANALYZE THE EFFICIENCY OF THE TRANSPORTATION SERVICES					10
11	PROVIDED BY THE SCHOOL DISTRICT OR THE CONTRACTOR AND					11
12	REDUCE REIMBURSEMENT TO THE SCHOOL DISTRICT IF, AFTER					12
13	NOTIFICATION TO THE SCHOOL DISTRICT OR THE CONTRACTOR OF					13
14	ITS FUNDINGS, THE TRANSPORTATION SERVICES CAN BE					14
15	PROVIDED MORE EFFICIENTLY AT A LESSER COST AND THE					15
16	SCHOOL DISTRICT OR THE CONTRACTOR FAILS TO TAKE					16
17	REASONABLE MEASURES TO CORRECT THE INEFFICIENCY.					17
18	STUDENT LUNCH PROGRAM	6,000,000				18
19	CIGARETTE TAX DISTRIBUTION	2,500,000				19
20	TUITION STUDENTS	2,954,800				20
21	BOARDING HOME GRANTS	500,000				21
22	STATE CONTRACT PROGRAMS	26,674,600				22
23	DEBT RETIREMENT	59,887,800				23
24	RURAL SCHOOL VOCATIONAL ED PROGRAM (RSVP)	600,000				24
25	EDUCATION PROGRAM ADMINISTRATION		23,033,100	5,275,500	17,757,600	25

1	DEPARTMENT OF EDUCATION (CONT.)		1
2		ALLOCATIONS	2
3		APPROPRIATION	3
4		ITEMS	4
5		GENERAL FUND	5
6		OTHER FUNDS	6
7			7
8			8
9			9
10			10
11			11
12			12
13			13
14			14
15			15
16			16
17			17
18			18
19			19
20			20
21			21
22			22
23			23
24			24
1	DEPARTMENT OF EDUCATION (CONT.)		1
2		ALLOCATIONS	2
3		APPROPRIATION	3
4		ITEMS	4
5		GENERAL FUND	5
6		OTHER FUNDS	6
7			7
8			8
9			9
10			10
11			11
12			12
13			13
14	MANAGEMENT AND MONITORING SERVICE (3 POSITIONS)	177,400	4
15	DISTRICT SUPPORT SERVICES (25 POSITIONS)	902,700	5
16	DEPARTMENT ADMINISTRATIVE SERVICES (20 POSITIONS)	844,300	6
17	DEPARTMENT OVERHEAD EXPENSES	744,800	7
18	CAREER & VOCATIONAL EDUCATION (14 POSITIONS)	2,412,700	8
19	SPECIAL EDUCATION (10 POSITIONS)	641,200	9
20	FEDERAL PROGRAMS ADMINISTRATION (12 POSITIONS)	14,607,500	10
21	EDUCATION PROGRAM DEVELOPMENT (14 POSITIONS)	1,657,400	11
22	COMMISSIONER (11 POSITIONS)	715,100	12
23	CIP OVERHEAD & ASSOCIATED COSTS (5 POSITIONS)	330,000	13
24	EDUCATION DESIGN & DELIVERY		14
25	PLANNING INFORMATION & RESEARCH (12 POSITIONS)	883,300	15
26	EDUCATIONAL TECHNOLOGY AND TELECOMMUNICATIONS (9 POSITIONS)	1,891,200	16
27	CORRESPONDENCE STUDY-DOE (35 POSITIONS)	2,153,100	17
28	EDUCATION BOARDS COMMISSIONS & ASSOCIATIONS		18
29	STATE BOARD OF EDUCATION	100,100	19
30	OTHER COMMISSIONS & ASSOCIATIONS (2 POSITIONS)	315,400	20
31	PROFESSIONAL TEACHING PRACTICES COMMISSION (1 POSITION)	98,200	21
32	ADULT & POSTSECONDARY SUPPORT		22
33	ADULT BASIC EDUCATION	3,364,900	23
34	COMMUNITY SCHOOLS ADJUSTMENTS	4,025,400	24

1	DEPARTMENT OF EDUCATION (CONT.)		APPROPRIATION	APPROPRIATION	FUND SOURCES	1
2			ITEMS	GENERAL FUND	OTHER FUNDS	2
3		ALLOCATIONS				3
4	FIRE SERVICE TRAINING	72,400				4
5	ADULT VOCATIONAL EDUCATION	253,700				5
6	OTHER VOCATIONAL EDUCATION GRANTS	100,000				6
7	GRANTS ADMINISTRATION (17 POSITIONS)	1,019,700				7
8	YOUTH EMPLOYMENT SERVICES	452,400				8
9	SEWARD CENTER (68 POSITIONS)		4,350,300	3,498,800	851,500	9
10	KOTZEBUE TECHNICAL CENTER		1,090,000	1,090,000		10
11	VOCATIONAL REHABILITATION		9,802,200	4,413,300	5,388,900	11
12	COUNSELING & PLACEMENT (72 POSITIONS)	3,275,800				12
13	SERVICES TO CLIENTS	2,867,700				13
14	INDEPENDENT LIVING REHABILITATION	717,000				14
15	ADMINISTRATION (12 POSITIONS)	720,200				15
16	SPECIALIZED FACILITIES	451,800				16
17	STATE SUPPORTED FACILITIES	44,200				17
18	DISABILITY DETERMINATION (18 POSITIONS)	1,547,800				18
19	EMPLOYMENT OF THE HANDICAPPED	177,700				19
20	STUDENT FINANCIAL AID		1,942,600	1,825,600	117,000	20
21	WICHE - STUDENT EXCHANGE PROGRAM	1,708,600				21
22	STUDENT INCENTIVE GRANT PROGRAM	234,000				22
23	ALASKA POST SECONDARY EDUCATION COMMISSION		2,957,700	2,575,500	382,200	23
24	STUDENT LOAN ADMINISTRATION (55 POSITIONS)	1,896,900				24
25	WICHE-ADMINISTRATION	54,900				25

1 DEPARTMENT OF EDUCATION (CONT.)			APPROPRIATION	APPROPRIATION FUND SOURCES		
		ALLOCATIONS	ITEMS	GENERAL FUND	OTHER FUNDS	
2						1
3						2
4	GENERAL ADMINISTRATION (11 POSITIONS)	1,005,900				3
5	ALASKA HISTORICAL COMMISSION (3 POSITIONS)		788,300	788,300		4
6	ALASKA STATE COUNCIL ON THE ARTS (7 POSITIONS)		5,411,900	4,772,600	639,300	5
7	ALASKA STATE LIBRARY AND MUSEUMS		5,303,400	4,866,600	436,800	6
8	LIBRARY OPERATIONS (63 POSITIONS)	4,272,300				7
9	MUSEUM OPERATIONS (19 POSITIONS)	1,016,000				8
10	THE ALLOCATION FOR MUSEUM OPERATIONS INCLUDES \$163,500					9
11	FOR A GRANT TO THE ALASKA HISTORICAL AND TRANSPORTATION					10
12	MUSEUM IN PALMER.					11
13	BLUE BOOK (1 POSITION)	15,100				12
14	*****		*****			13
15	***** DEPARTMENT OF HEALTH & SOCIAL SERVICES		*****			14
16	*****		*****			15
17	SOCIAL SERVICES					16
18	ASSISTANCE PAYMENTS		55,601,400	34,893,500	20,707,900	17
19	AID TO FAMILIES WITH DEPENDENT CHILDREN	41,415,800				18
20	AID TO THE BLIND	188,600				19
21	AID TO THE DISABLED	6,729,600				20
22	GENERAL RELIEF	700,000				21
23	OLD AGE ASSISTANCE	6,507,400				22
24	ENERGY ASSISTANCE PROGRAM (18 POSITIONS)		6,747,500		6,747,500	23
25	MEDICAL ASSISTANCE		70,085,700	42,674,300	27,411,400	24

1	DEPARTMENT OF HEALTH & SOCIAL SERVICES (CONT.)				1		
2			ALLOCATIONS	APPROPRIATION	APPROPRIATION FUND SOURCES	2	
3				ITEMS	GENERAL FUND	OTHER FUNDS	3
4	MEDICAID-HOSPITALS	16,366,000					4
5	MEDICAID - PHYSICIAN SERVICES	6,545,600					5
6	MEDICAID - OTHER SERVICES	3,430,000					6
7	MEDICAID-EARLY SCREENING	3,812,900					7
8	MEDICAID-NURSING HOMES	21,359,100					8
9	MEDICAID-INDIAN HEALTH SERVICE	6,000,000					9
10	GENERAL RELIEF MEDICAL-HOSPITALS	4,732,400					10
11	GENERAL RELIEF MEDICAL-PHYSICIANS SERVICES	2,057,900					11
12	GENERAL RELIEF MEDICAL-OTHER SERVICES	3,469,200					12
13	GENERAL RELIEF MEDICAL-CATASTROPHIC ILLNESS	2,312,600					13
14	PUBLIC ASSISTANCE ADMINISTRATION		13,578,200	7,946,900	5,631,300		14
15	ADMINISTRATION (26 POSITIONS)	2,192,700					15
16	QUALITY CONTROL (14 POSITIONS)	699,900					16
17	STAFF DEVELOPMENT (5 POSITIONS)	277,400					17
18	ELIGIBILITY DETERMINATION (235 POSITIONS)	9,415,900					18
19	COLLECTIONS (1 POSITION)	56,700					19
20	MEDICAL CARE ADVISORY COMMITTEE	61,000					20
21	MEDICAID AUDIT (3 POSITIONS)	161,500					21
22	CERTIFICATION & LICENSING (6 POSITIONS)	332,300					22
23	FRAUD INVESTIGATION (9 POSITIONS)	380,800					23
24	PROGRAM SERVICES		6,627,000	6,145,000	482,000		24
25	HOMEMAKER SERVICES (1 POSITION)	431,000					25

1	DEPARTMENT OF HEALTH & SOCIAL SERVICES (CONT.)		APPROPRIATION	APPROPRIATION	FUND SOURCES	2
2						
3		ALLOCATIONS	ITEMS	GENERAL FUND	OTHER FUNDS	3
4	DAY CARE	343,800				4
5	PREVENTIVE SERVICES	1,995,000				5
6	ADULT SERVICES (17 POSITIONS)	3,632,200				6
7	DELINQUENCY PREVENTION	225,000				7
8	FAMILY SERVICES ADMINISTRATION		9,466,300	9,369,700	96,600	8
9	SOUTHCENTRAL REGION (81 POSITIONS)	3,583,400				9
10	NORTHERN REGION (34 POSITIONS)	1,785,500				10
11	SOUTHEASTERN REGION (13 POSITIONS)	606,000				11
12	WESTERN REGION (16 POSITIONS)	843,900				12
13	NORTHWESTERN REGION (10 POSITIONS)	627,700				13
14	SOUTHERN REGION (17 POSITIONS)	666,100				14
15	CENTRAL OFFICE (21 POSITIONS)	1,098,200				15
16	STAFF DEVELOPMENT (2 POSITIONS)	255,500				16
17	JUVENILE CUSTODY		15,532,900	15,532,900		17
18	SOCIAL SERVICES, FOSTER CARE	4,717,600				18
19	INSTITUTIONAL CARE, SOCIAL SERVICES	10,815,300				19
20	SOCIAL SERVICES BLOCK GRANT OFFSET			-4,113,700	4,113,700	20
21	MANIILAQ		2,735,300	2,735,300		21
22	HOMEMAKER SERVICES	72,000				22
23	NORTHWESTERN REGION FAMILY SERVICES	132,300				23
24	FOSTER CARE	147,000				24
25	INSTITUTIONAL CARE	418,000				25

1	DEPARTMENT OF HEALTH & SOCIAL SERVICES (CONT.)				1		
2			ALLOCATIONS	APPROPRIATION	APPROPRIATION FUND SOURCES	2	
3				ITEMS	GENERAL FUND	OTHER FUNDS	3
4	REGIONAL WOMEN'S CRISIS		255,000				4
5	ELIGIBILITY DETERMINATION & STAFF DEVELOPMENT		190,100				5
6	HEALTH SERVICES		1,520,900				6
7	WIN (15 POSITIONS)			744,500	310,400	434,100	7
8	HEALTH						8
9	NURSING			8,147,800	6,931,300	1,216,500	9
10	FIELD NURSING (125 POSITIONS)		5,640,800				10
11	HOME HEALTH SERVICE (12 POSITIONS)		1,110,100				11
12	ADMINISTRATION (16 POSITIONS)		886,500				12
13	EARLY SCREENING (14 POSITIONS)		510,400				13
14	COMMUNICABLE DISEASE CONTROL			2,232,200	2,068,800	163,400	14
15	TUBERCULOSIS CONTROL (12 POSITIONS)		793,400				15
16	VENEREAL DISEASE CONTROL (6 POSITIONS)		322,400				16
17	IMMUNIZATION (4 POSITIONS)		683,500				17
18	EPIDEMIOLOGY (3 POSITIONS)		432,900				18
19	HEALTH & SAFETY (3 POSITIONS)			99,300	99,300		19
20	CHILD AND FAMILY HEALTH			8,420,200	5,559,700	2,860,500	20
21	MATERNAL AND CHILD HEALTH (8 POSITIONS)		1,090,900				21
22	HANDICAPPED CHILDREN (9 POSITIONS)		1,999,500				22
23	COMMUNICATIVE DISORDERS (14 POSITIONS)		710,600				23
24	CHILD DEVELOPMENT SERVICE (5 POSITIONS)		372,500				24
25	ADMINISTRATION (3 POSITIONS)		175,700				25

1	DEPARTMENT OF HEALTH & SOCIAL SERVICES (CONT.)		APPROPRIATION	APPROPRIATION	FUND SOURCES	1
2						2
3		ALLOCATIONS	ITEMS	GENERAL FUND	OTHER FUNDS	3
4	NUTRITION (7 POSITIONS)	2,030,300				4
5	SPECIAL EDUCATION GRANTS (2 POSITIONS)	2,040,700				5
6	LABORATORIES		2,023,100	1,983,100	40,000	6
7	REGIONAL LABS (39 POSITIONS)	1,857,300				7
8	ADMINISTRATION (3 POSITIONS)	165,800				8
9	PUBLIC HEALTH ADMINISTRATION		3,050,100	2,754,100	296,000	9
10	ADMINISTRATION (7 POSITIONS)	1,079,800				10
11	HEALTH EDUCATION (5 POSITIONS)	469,400				11
12	GRANT TO MUNICIPALITY OF ANCHORAGE	924,100				12
13	ANCHORAGE PROGRAMS FOR HANDICAPPED	576,800				13
14	EMERGENCY MEDICAL SERVICES		1,903,700	1,903,700		14
15	ADMINISTRATION (7 POSITIONS)	429,000				15
16	ADVISORY COUNCIL	16,100				16
17	GRANTS - REGIONAL COUNCILS	1,458,600				17
18	HEALTH CLINICS		600,000	600,000		18
19	ALCOHOL AND DRUG ABUSE ADMINISTRATION (19 POSITIONS)		1,521,800	1,521,800		19
20	DRUG ABUSE GRANTS		1,550,000	1,550,000		20
21	ALCOHOL ABUSE GRANTS		12,726,200	11,221,800	1,504,400	21
22	ALASKA PSYCHIATRIC INSTITUTE (292 POSITIONS)		13,216,500	12,965,900	250,600	22
23	COMMUNITY MENTAL HEALTH SERVICES		6,181,500	5,729,400	452,100	23
24	REGIONAL ADMINISTRATION (7 POSITIONS)	1,577,500				24
25	COMMUNITY MENTAL HEALTH GRANTS	4,604,000				25

1	DEPARTMENT OF HEALTH & SOCIAL SERVICES (CONT.)				1
2			APPROPRIATION	APPROPRIATION	FUND SOURCES
3		ALLOCATIONS	ITEMS	GENERAL FUND	OTHER FUNDS
4	HARBORVIEW (139 POSITIONS)		7,442,400	5,441,800	2,000,600
5	GOVERNORS COUNCIL/HANDICAPPED & GIFTED (3 POSITIONS)		236,600		236,600
6	COMMUNITY DEVELOPMENTAL DISABILITIES SERVICES		4,875,900	4,875,900	
7	CLIENT PROGRAM MANAGEMENT (1 POSITION)	77,000			
8	COMMUNITY SERVICES	4,798,900			
9	MENTAL HEALTH ADMINISTRATION & SUPPORT		1,051,000	1,051,000	
10	CENTRAL OFFICE ADMINISTRATION (14 POSITIONS)	895,700			
11	MENTAL HEALTH ADVISORY COUNCIL AND LAND BOARD	8,900			
12	SPECIAL PROJECTS AND GRANTS	146,400			
13	DATA SERVICES (20 POSITIONS)		3,049,500	1,019,500	2,030,000
14	ADMINISTRATIVE SERVICES		5,916,800	4,970,200	946,600
15	COMMISSIONER'S OFFICE (14 POSITIONS)	1,321,500			
16	THE ALLOCATION FOR THE COMMISSIONER'S OFFICE INCLUDES				
17	\$350,000 FOR THE ALASKA NATIVE COMMISSION ON ALCOHOLISM				
18	AND DRUG ABUSE (ANCADA).				
19	DIRECTOR'S OFFICE (4 POSITIONS)	210,300			
20	PERSONNEL (12 POSITIONS)	461,900			
21	SUPPLY (9 POSITIONS)	324,700			
22	FINANCE (20 POSITIONS)	734,100			
23	AUDIT (6 POSITIONS)	343,300			
24	MANAGEMENT & BUDGET (8 POSITIONS)	424,500			
25	ELIGIBILITY INFORMATION SYSTEM	2,030,000			

1 DEPARTMENT OF HEALTH & SOCIAL SERVICES (CONT.)					1
					2
					3
					4
					5
					6
					7
					8
					9
					10
					11
					12
					13
					14
					15
					16
					17
					18
					19
					20
					21
					22
					23
					24
					25
		ALLOCATIONS	APPROPRIATION	APPROPRIATION	FUND SOURCES
			ITEMS	GENERAL FUND	OTHER FUNDS
4	CIP POSITION-ELIGIBILITY INFORMATION SYSTEM (1 POSITION)	66,500			
5	PLANNING, POLICY AND PROGRAM EVALUATION		1,351,900	1,070,400	281,500
6	STRATEGIC PLANNING (7 POSITIONS)	309,300			
7	HEALTH PLANNING AND DEVELOPMENT (10 POSITIONS)	563,100			
8	VITAL STATISTICS (12 POSITIONS)	424,300			
9	OVERHEAD AND ASSOCIATED COSTS CIP (1 POSITION)	55,200			
10	*****	*****			
11	***** DEPARTMENT OF LABOR *****				
12	*****	*****			
13	SOCIAL SERVICES				
14	EMPLOYMENT SECURITY		24,560,600	1,959,500	22,601,100
15	EMPLOYMENT SERVICES (185 POSITIONS)	9,262,900			
16	UNEMPLOYMENT INSURANCE (228 POSITIONS)	10,554,300			
17	UNEMPLOYMENT INSURANCE INVESTIGATION (11 POSITIONS)	589,400			
18	DIRECTORS OFFICE (4 POSITIONS)	263,900			
19	DATA PROCESSING (46 POSITIONS)	2,528,200			
20	WIN (19 POSITIONS)	1,361,900			
21	COMMISSIONER'S OFFICE (8 POSITIONS)		671,300	671,300	
22	ADMINISTRATIVE SERVICES		4,120,100	1,143,700	2,976,400
23	MANAGEMENT SERVICES (44 POSITIONS)	1,989,600			
24	LABOR MARKET INFORMATION (41 POSITIONS)	2,062,100			
25	CIP POSITIONS (2 POSITIONS)	68,400			

1	DEPARTMENT OF LABOR (CONT.)				1
2			APPROPRIATION	APPROPRIATION FUND SOURCES	2
3		ALLOCATIONS	ITEMS	GENERAL FUND	OTHER FUNDS
4	PUBLIC PROTECTION				
5	OCCUPATIONAL SAFETY AND HEALTH (32 POSITIONS)		2,111,900	949,600	1,162,300
6	FISHERMENS FUND (3 POSITIONS)		1,280,500		1,280,500
7	WORKERS' COMPENSATION		4,791,300	2,861,000	1,930,300
8	WORKERS' COMPENSATION ADMINISTRATION (39 POSITIONS)	2,474,400			
9	SECOND INJURY FUND (8 POSITIONS)	2,316,900			
10	LABOR STANDARDS AND SAFETY		2,143,200	1,857,000	286,200
11	WAGE AND HOUR ADMINISTRATION (22 POSITIONS)	1,016,500			
12	MECHANICAL INSPECTION (20 POSITIONS)	1,126,700			
13	* * * * *		* * * * *		
14	* * * * * DEPARTMENT OF COMMERCE & ECONOMIC DEVELOPMENT		* * * * *		
15	* * * * *		* * * * *		
16	PUBLIC PROTECTION				
17	MEASUREMENT STANDARDS (57 POSITIONS)		2,391,900	2,391,900	
18	BANKING SECURITIES & CORPORATIONS		1,330,600	1,210,100	120,500
19	CORPORATIONS (7 POSITIONS)	251,900			
20	FINANCIAL INSTITUTIONS (19 POSITIONS)	1,078,700			
21	INSURANCE DIVISION (19 POSITIONS)		975,300	975,300	
22	OCCUPATIONAL LICENSING		1,658,200	1,658,200	
23	ADMINISTRATION (19 POSITIONS)	886,300			
24	LICENSING BOARDS	193,900			
25	INVESTIGATIONS (8 POSITIONS)	578,000			

1	DEPARTMENT OF COMMERCE & ECONOMIC DEVELOPMENT (CONT.)				1
2			APPROPRIATION	APPROPRIATION	FUND SOURCES
3		ALLOCATIONS	ITEMS	GENERAL FUND	OTHER FUNDS
4	COMMISSIONER'S OFFICE & ADMINISTRATIVE SERVICES (24 POSITIONS)		1,228,300	1,228,300	
5	REGULATORY COMMISSIONS				
6	ALASKA TRANSPORTATION COMMISSION (28 POSITIONS)		1,530,000	1,530,000	
7	ALASKA PUBLIC UTILITIES COMMISSION (50 POSITIONS)		2,989,200	2,889,200	100,000
8	REAL ESTATE COMMISSION (5 POSITIONS)		376,600	251,600	125,000
9	OIL & GAS CONSERVATION COMMISSION (24 POSITIONS)		2,172,200	2,172,200	
10	DEVELOPMENT				
11	ALASKA POWER AUTHORITY		13,399,300	9,217,300	4,182,000
12	ADMINISTRATION & POWER COST ASSISTANCE (16 POSITIONS)	9,217,300			
13	PLANT OPERATION & MAINTENANCE	2,247,000			
14	PROJECT POSITIONS/ASSOCIATED COSTS (35 POSITIONS)	1,935,000			
15	ECONOMIC DEVELOPMENT		1,846,800	1,846,800	
16	COMMERCIAL FISHERIES DEVELOPMENT (5 POSITIONS)	463,000			
17	MINERALS DEVELOPMENT (4 POSITIONS)	339,800			
18	ENTERPRISE (7 POSITIONS)	490,200			
19	INTERNATIONAL TRADE (2 POSITIONS)	553,800			
20	BUSINESS LOANS & VETERANS AFFAIRS		2,973,500	2,096,200	877,300
21	INVESTMENTS (24 POSITIONS)	1,090,800			
22	ACCOUNTING & COLLECTIONS (32 POSITIONS)	1,428,000			
23	VETERANS SERVICES	454,700			
24	FISHERIES ENHANCEMENT TAX RECEIPTS		2,440,300	2,440,300	

1 DEPARTMENT OF COMMERCE & ECONOMIC DEVELOPMENT (CONT.)					1
2					2
3					3
	ALLOCATIONS	APPROPRIATION ITEMS	APPROPRIATION GENERAL FUND	APPROPRIATION OTHER FUNDS	FUND SOURCES
4	TOURISM DIVISION (21 POSITIONS)	5,000,000	5,000,000		4
5	ALASKA INDUSTRIAL DEVELOPMENT AUTHORITY (19 POSITIONS)	1,717,100		1,717,100	5
6	ALASKA SEAFOOD MARKETING INSTITUTE (4 POSITIONS)	2,000,000	1,000,000	1,000,000	6
7	ALASKA RESOURCES CORPORATION (9 POSITIONS)	1,144,900		1,144,900	7
8	ROYALTY OIL & GAS BOARD (2 POSITIONS)	149,600	149,600		8
9	AGRICULTURAL ACTION COUNCIL	499,200	323,600	175,600	9
10	ADMINISTRATION (4 POSITIONS)	323,600			10
11	CIP OVERHEAD POSITIONS & ASSOCIATED COSTS (4 POSITIONS)	175,600			11
12	*****	*****			12
13	***** DEPARTMENT OF MILITARY AFFAIRS *****				13
14	*****	*****			14
15	PUBLIC PROTECTION				15
16	SEARCH AND RESCUE - CIVIL AIR PATROL (3 POSITIONS)	818,300	818,300		16
17	DISASTER PLANNING & CONTROL	1,488,400	732,500	755,900	17
18	CIVIL PREPAREDNESS (18 POSITIONS)	834,500			18
19	RADIOLOGICAL PROGRAM (1 POSITION)	61,200			19
20	CITY PARTICIPATION	130,000			20
21	FLOOD CONTROL	79,800			21
22	TRAINING	66,600			22
23	DISASTER RELIEF ACT (1 POSITION)	42,200			23
24	HANDICAPPED PREPAREDNESS	5,300			24
25	RESERVIST PROGRAM	20,400			25

1 DEPARTMENT OF MILITARY AFFAIRS (CONT.)					1
					2
					3
					4
					5
					6
					7
					8
					9
					10
					11
					12
					13
					14
					15
					16
					17
					18
					19
					20
					21
					22
					23
					24
					25
		ALLOCATIONS	APPROPRIATION	APPROPRIATION FUND SOURCES	
			ITEMS	GENERAL FUND	OTHER FUNDS
4	RADIOLOGICAL DEFENSE PLAN (2 POSITIONS)	165,800			
5	NUCLEAR CIVIL PREPAREDNESS PLANNING (1 POSITION)	82,600			
6	ALASKA NATIONAL GUARD		6,572,500	3,621,000	2,951,500
7	OFFICE OF ADJUTANT GENERAL (24 POSITIONS)	1,349,200			
8	STATE ARMORIES (6 POSITIONS)	1,106,500			
9	FEDERAL ARMORIES (32.3 POSITIONS)	1,187,000			
10	ARMY TRAINING SUPPORT (7.7 POSITIONS)	874,400			
11	AIR TRAINING SUPPORT (18 POSITIONS)	989,800			
12	ALASKA MILITARY ACADEMY	7,800			
13	TRAINING SITES (4 POSITIONS)	430,200			
14	RETENTION BENEFITS (3 POSITIONS)	627,600			
15	RETIREMENT BENEFITS		1,202,200	1,202,200	
16		* * * * *	* * * * *		
17		* * * * * DEPARTMENT OF NATURAL RESOURCES	* * * * *		
18		* * * * *	* * * * *		
19	NATURAL RESOURCE MANAGEMENT				
20	MANAGEMENT & ADMINISTRATION		13,319,800	10,558,000	2,761,800
21	COMMISSIONERS OFFICE (14 POSITIONS)	1,308,800			
22	ADMINISTRATIVE SERVICES (51 POSITIONS)	1,863,600			
23	INFORMATION/RECORDS MANAGEMENT (89 POSITIONS)	4,156,800			
24	STATE RECORDER (45 POSITIONS)	1,554,300			
25	RESEARCH/SPECIAL PROJECTS (39.4 POSITIONS)	1,972,500			

1	DEPARTMENT OF NATURAL RESOURCES (CONT.)		1
2		ALLOCATIONS	2
3		APPROPRIATION ITEMS	3
4		GENERAL FUND	4
5		OTHER FUNDS	5
4	DIRECT CHARGE & ASSOCIATED COSTS CIP (51 POSITIONS)	2,463,800	4
5	MANAGEMENT OF FOREST/LAND/WATER RESOURCES	17,758,500	5
6	LAND SELECTION/TITLE DEFENSE (20.1 POSITIONS)	1,191,000	6
7	LAND DISPOSALS/FEE TITLE (53.2 POSITIONS)	2,763,300	7
8	LIMITED LAND DISPOSALS/USE (63.5 POSITIONS)	3,086,600	8
9	WATER USE MANAGEMENT (27.1 POSITIONS)	1,324,100	9
10	TIMBER INVENTORY/SALES (33.5 POSITIONS)	1,415,300	10
11	FOREST RESEARCH (11.4 POSITIONS)	639,100	11
12	FIRE PROTECTION/SUPPRESSION (142.7 POSITIONS)	5,363,100	12
13	FOREST LAND & WATER ADMINISTRATION (37.3 POSITIONS)	1,976,000	13
14	MANAGEMENT OF MINERAL RESOURCES	9,769,600	14
15	LEASE SALES (26.4 POSITIONS)	1,628,700	15
16	LEASE SALE ADMINISTRATION (20.7 POSITIONS)	1,323,700	16
17	MINERAL DEVELOPMENT (32.1 POSITIONS)	1,587,300	17
18	MINERAL RESOURCES ADMINISTRATION (23.9 POSITIONS)	1,014,600	18
19	DIRECT CHARGE & ASSOCIATED COSTS CIP (90.8 POSITIONS)	4,215,300	19
20	COAL DEVELOPMENT (11.8 POSITIONS)	2,868,500	20
21	PARKS & RECREATION	6,494,100	21
22	HISTORIC RESOURCE MANAGEMENT (4.1 POSITIONS)	153,100	22
23	PARK DESIGN/DEVELOPMENT (6.4 POSITIONS)	315,600	23
24	PARK MAINTENANCE & OPERATIONS (82.6 POSITIONS)	4,051,800	24
25	PARKS ADMINISTRATION (9 POSITIONS)	465,300	25

1 DEPARTMENT OF NATURAL RESOURCES (CONT.)					1	
2		APPROPRIATION			2	
3		ALLOCATIONS	ITEMS	GENERAL FUND	OTHER FUNDS	3
4	DIRECT CHARGE & ASSOCIATED COSTS CIP (32 POSITIONS)	954,900				4
5	OVERHEAD & ASSOCIATED COSTS CIP (3 POSITIONS)	153,400				5
6	YOUTH EMPLOYMENT PROGRAM (2 POSITIONS)	400,000				6
7	AGRICULTURAL MANAGEMENT		2,476,800	1,864,400	612,400	7
8	AGRICULTURAL DEVELOPMENT (8.2 POSITIONS)	512,200				8
9	AGRICULTURAL FINANCING/MARKETING/PROMOTION (13 POSITIONS)	607,900				9
10	AGRICULTURAL RESEARCH/EXTENSION SERVICES (12.2 POSITIONS)	819,600				10
11	STATE FAIRS	339,000				11
12	IT IS INTENDED THAT THE FOLLOWING FAIRS RECEIVE FISCAL				12	
13	YEAR 1984 ALLOCATIONS IN THE FOLLOWING AMOUNTS:				13	
14	TANANÁ VALLEY FAIR, FAIRBANKS	\$ 67,950				14
15	ALASKA STATE FAIR, PALMER	67,950				15
16	ANCHORAGE FUR RENDEZVOUS	67,950				16
17	S.E. ALASKA STATE FAIR	31,720				17
18	KODIAK RODEO AND FAIR	20,390				18
19	KENAI PENINSULA STATE FAIR	18,850				19
20	MONTH OF IDITAROD	13,590				20
21	DELTA STATE FAIR, DELTA	9,070				21
22	YUKON-KUSKOKWIM FAIR, BETHEL	9,070				22
23	N.W. ALASKA NATIVE TRADE FAIR, KOTZEBUE	9,070				23
24	CHEVAK STATE FAIR	5,800				24
25	KOYUKON FAIR, GALENA	4,540				25
26	ANCHORAGE 4-H FAIR	2,720				26

1 DEPARTMENT OF NATURAL RESOURCES (CONT.)					1	
2		ALLOCATIONS	APPROPRIATION ITEMS	APPROPRIATION FUND SOURCES	2	
3				GENERAL FUND	OTHER FUNDS	3
4	WILLOW WINTER CARNIVAL	2,260				4
5	KENNY LAKE FAIR	1,400				5
6	JUNEAU 4-H	670				6
7	DILLINGHAM BEAVER ROUNDUP	5,000				7
8	GIRDWOOD FOREST FAIR	1,000				8
9	TOTAL	\$339,000				9
10	DIRECTORS OFFICE (3 POSITIONS)		198,100			10
11		*****	*****			11
12		***** DEPARTMENT OF FISH & GAME	*****			12
13		*****	*****			13
14	NATURAL RESOURCE MANAGEMENT					14
15	COMMERCIAL FISH		18,522,600	16,342,000	2,180,600	15
16	FINFISH (509 POSITIONS)	12,573,900				16
17	SHELLFISH (72 POSITIONS)	2,993,500				17
18	TECHNICAL SERVICES (4.5 POSITIONS)	253,100				18
19	ADMINISTRATION AND SUPPORT (27.9 POSITIONS)	1,797,100				19
20	SPECIAL PROJECTS (29 POSITIONS)	905,000				20
21	(D)(2) CONVERSION (2 POSITIONS)		105,200	105,200		21
22	SPORT FISH		5,397,800	876,000	4,521,800	22
23	ADMINISTRATION AND SUPPORT (34 POSITIONS)	2,174,800				23
24	FINFISH (94.5 POSITIONS)	3,223,000				24
25	(D)(2) CONVERSION		84,000	84,000		25

1	DEPARTMENT OF FISH & GAME (CONT.)				1
2			APPROPRIATION	APPROPRIATION FUND SOURCES	2
3		ALLOCATIONS	ITEMS	GENERAL FUND	OTHER FUNDS
4	CAPITAL IMPROVEMENT POSITION COSTS (73 POSITIONS)		2,665,200		2,665,200
5	FISHERIES REHABILITATION ENHANCEMENT DEVELOPMENT		11,743,000	11,743,000	
6	SUPPLEMENTAL PRODUCTIONS (258 POSITIONS)	8,728,500			
7	IT IS INTENDED THAT THE KLAUOCK HATCHERY, BEAVER FALLS				
8	HATCHERY, CANNERY CREEK HATCHERY AND THE MAIN BAY				
9	HATCHERY BE FUNDED AT 50% TO ALLOW FOR OPERATIONS				
10	THROUGH DECEMBER 31, 1983 AT WHICH TIME IT IS INTENDED				
11	THAT THESE HATCHERIES BE TRANSFERRED TO PRIVATE				
12	NON-PROFIT ACQUACULTURE ASSOCIATIONS. IN THE EVENT THAT				
13	THE DEPARTMENT IS UNABLE TO TRANSFER THESE HATCHERIES				
14	DUE TO: 1) NON-PASSAGE OF LEGISLATION AUTHORIZING				
15	TRANSFER OF HATCHERIES, OR 2) A NON-PROFIT				
16	ORGANIZATION'S REFUSAL TO ASSUME THE OPERATION OF A				
17	HATCHERY,				
18	IT IS THEN INTENDED BY THE LEGISLATURE THAT THE FOUR				
19	HATCHERIES NOT BE SHUT DOWN WITHOUT FURTHER REVIEW BY				
20	THE LEGISLATURE. IF THIS OCCURS THE DEPARTMENT SHALL				
21	UTILIZE EXISTING FUNDS AND SUBMIT TO THE LEGISLATURE BY				
22	JANUARY 31, 1984 A REQUEST FOR A SUPPLEMENTAL				
23	APPROPRIATION TOGETHER WITH A REPORT EXPLAINING WHY THE				
24	DEPARTMENT WAS NOT ABLE TO IMPLEMENT THIS LEGISLATIVE				
25	INTENT.				

1 DEPARTMENT OF FISH & GAME (CONT.)		APPROPRIATION	APPROPRIATION FUND SOURCES		2
2					
3	ALLOCATIONS	ITEMS	GENERAL FUND	OTHER FUNDS	3
4 ADMINISTRATION & SUPPORT (49 POSITIONS)	1,789,100				4
5 NO TRAVEL FUNDS FOR FRED ADMINISTRATION SHALL BE USED					5
6 FOR OUT-OF-STATE TRAVEL.					6
7 TECHNICAL SERVICES (17 POSITIONS)	960,600				7
8 FINFISH (8 POSITIONS)	264,800				8
9 CAPITAL IMPROVEMENT POSITION COSTS (4 POSITIONS)		261,800		261,800	9
10 VESSELS (21 POSITIONS)		1,992,600	1,992,600		10
11 COMMERCIAL FISHERIES ENTRY COMMISSION (35 POSITIONS)		1,992,600	1,992,600		11
12 GAME		10,435,300	1,927,400	8,507,900	12
13 GAME (113.9 POSITIONS)	8,276,100				13
14 ADMINISTRATION AND SUPPORT (29.9 POSITIONS)	1,415,000				14
15 TECHNICAL & LOGISTICAL SERVICES (7 POSITIONS)	465,700				15
16 SPECIAL PROJECTS (4 POSITIONS)	278,500				16
17 (D)(2) CONVERSION (11 POSITIONS)		324,100	324,100		17
18 CAPITAL IMPROVEMENT POSITION COSTS (16 POSITIONS)		1,212,300		1,212,300	18
19 ADMINISTRATION AND SUPPORT		4,836,500	4,664,500	172,000	19
20 OFFICE OF THE COMMISSIONER (9 POSITIONS)	929,800				20
21 IT IS INTENDED THAT \$20,000 BE USED FOR THE THIRD AND					21
22 FINAL PHASE OF THE GEODUCK AND SHELLFISH STUDY FOR					22
23 ADMIRALTY, BARANOF AND CHICHAGOF ISLANDS AND THAT					23
24 \$25,000 BE USED FOR MOUNTAIN GOAT TRANSPLANT IN THE					24
25 VICINITY BETWEEN CHICKAMIN RIVER AND BOCA DE QUADIA,					25
26 EAST OF KETCHIKAN, TO THE AREA NEAR SWAN LAKE.					26

1	DEPARTMENT OF FISH & GAME (CONT.)				1		
2			ALLOCATIONS	APPROPRIATION	APPROPRIATION FUND SOURCES	2	
3				ITEMS	GENERAL FUND	OTHER FUNDS	3
4	TECHNICAL AND LOGISTICAL SERVICES (11 POSITIONS)	682,600					4
5	ADMINISTRATIVE SERVICES (54 POSITIONS)	3,224,100					5
6	CAPITAL IMPROVEMENT POSITION COSTS (1 POSITION)			62,400		62,400	6
7	BOARDS OF FISHERIES AND GAME (17 POSITIONS)			1,426,400	927,600	498,800	7
8	SUBSISTENCE DIVISION			2,051,600	1,551,600	500,000	8
9	ADMINISTRATION AND SUPPORT (17 POSITIONS)	871,700					9
10	SOCIOECONOMIC INVESTIGATION (23 POSITIONS)	1,119,900					10
11	TECHNICAL & LOGISTICAL SERVICES (1 POSITION)	60,000					11
12	(D)(2) CONVERSION (12 POSITIONS)			586,500	586,500		12
13	CAPITAL IMPROVEMENT POSITION COSTS (5 POSITIONS)			446,800		446,800	13
14	HABITAT PROTECTION			2,268,900	1,973,100	295,800	14
15	ADMINISTRATION AND SUPPORT (10 POSITIONS)	677,000					15
16	LAND AND WATER MANAGEMENT (24 POSITIONS)	1,296,100					16
17	SPECIAL PROJECTS (10 POSITIONS)	295,800					17
18	CAPITAL IMPROVEMENT POSITION COSTS (65 POSITIONS)			3,572,100		3,572,100	18
19		*****		*****			19
20		***** DEPARTMENT OF PUBLIC SAFETY *****					20
21		*****		*****			21
22	NATURAL RESOURCE MANAGEMENT						22
23	FISH & WILDLIFE PROTECTION			13,557,900	13,557,900		23
24	ENFORCEMENT (157 POSITIONS)	8,644,300					24
25	DIRECTORS OFFICE (11 POSITIONS)	719,300					25

1	DEPARTMENT OF PUBLIC SAFETY (CONT.)		APPROPRIATION	APPROPRIATION	FUND SOURCES	2
3		ALLOCATIONS	ITEMS	GENERAL FUND	OTHER FUNDS	3
4	AIRCRAFT SECTION (12 POSITIONS)	1,147,400				4
5	MARINE ENFORCEMENT (23 POSITIONS)	3,046,900				5
6	PUBLIC PROTECTION					6
7	FIRE SAFETY (19 POSITIONS)		1,151,500	1,096,300	55,200	7
8	HIGHWAY SAFETY PLANNING AGENCY (5 POSITIONS)		1,159,800	341,800	818,000	8
9	DRIVER VEHICLE SERVICES		5,202,300	4,831,700	370,600	9
10	DRIVER SERVICES (20 POSITIONS)	729,300				10
11	VEHICLE SERVICES (10 POSITIONS)	383,200				11
12	FIELD OPERATIONS (85 POSITIONS)	3,382,500				12
13	ADMINISTRATION (18 POSITIONS)	707,300				13
14	ADMINISTRATION OF JUSTICE					14
15	ALASKA STATE TROOPERS		26,941,600	26,835,600	106,000	15
16	STATE TROOPER DETACHMENTS & CIB (309 POSITIONS)	23,197,200				16
17	NARCOTICS UNIT (13 POSITIONS)	1,823,500				17
18	DIRECTOR'S OFFICE (15 POSITIONS)	867,900				18
19	BUREAU OF VEHICLE ENFORCEMENT (15 POSITIONS)	1,053,000				19
20	SUPPORT AND SERVICE		6,995,500	6,995,500		20
21	LABORATORY SERVICES (13 POSITIONS)	705,600				21
22	CENTRAL COMMUNICATIONS (30 POSITIONS)	1,437,000				22
23	COMMUNITY SERVICES (3 POSITIONS)	192,400				23
24	JUDICIAL SERVICES - A.S.T. (48 POSITIONS)	3,263,000				24
25	PRISONER TRANSPORTATION	730,900				25

1	DEPARTMENT OF PUBLIC SAFETY (CONT.)		APPROPRIATION	APPROPRIATION	FUND SOURCES	2
3		ALLOCATIONS	ITEMS	GENERAL FUND	OTHER FUNDS	3
4	SEARCH AND RESCUE	283,900				4
5	BUILDING SECURITY (8 POSITIONS)	382,700				5
6	ADMINISTRATION		9,127,900	9,058,900	69,000	6
7	CONTRACT JAILS (2 POSITIONS)	3,567,500				7
8	COMMISSIONER'S OFFICE (6 POSITIONS)	647,100				8
9	TRAINING ACADEMY (46 POSITIONS)	1,536,200				9
10	ADMINISTRATION AND SUPPORT (57 POSITIONS)	3,273,100				10
11	UNIFORM CRIME REPORTING CENTER (3 POSITIONS)	104,000				11
12	VILLAGE PUBLIC SAFETY OFFICER PROGRAM		7,233,400	7,233,400		12
13	CONTRACTS	4,190,600				13
14	DIRECT VILLAGE PUBLIC SAFETY OFFICER SUPPORT (22 POSITIONS)	2,801,700				14
15	ADMINISTRATION (4 POSITIONS)	241,100				15
16	POLICE STANDARDS COUNCIL (3 POSITIONS)		363,800	363,800		16
17	VIOLENT CRIMES COMPENSATION BOARD (2 POSITIONS)		398,200	398,200		17
18	DOMESTIC VIOLENCE COUNCIL (4 POSITIONS)		4,136,100	4,136,100		18
19	* * * * *		* * * * *			19
20	* * * * * DEPARTMENT OF TRANSPORTATION/PUBLIC FACILITIES * * * * *					20
21	* * * * *		* * * * *			21
22	TRANSPORTATION					22
23	ADMINISTRATION AND STATEWIDE PROGRAMS		13,515,500	12,822,900	692,600	23
24	COMMISSIONER'S OFFICE (6 POSITIONS)	1,109,000				24
25	THE \$421,000 LINE ITEM IN THE COMMISSIONER'S OFFICE					25
26	SHALL BE EXPENDED ONLY FOR THE FOLLOWING PURPOSES: 1)					26

1 DEPARTMENT OF TRANSPORTATION/PUBLIC FACILITIES (CONT.)

		APPROPRIATION	APPROPRIATION FUND SOURCES			
	ALLOCATIONS	ITEMS	GENERAL FUND	OTHER FUNDS		
2					1	
3					2	
4	TO ENSURE TIMELY COMPLETION OF CAPITAL PROJECTS ALREADY				3	
5	IN THE DESIGN OR CONSTRUCTION PHASE BY THE DEPARTMENT,				4	
6	OR 2) TO COVER EXPENSES DIRECTLY ATTRIBUTABLE TO THE				5	
7	REORGANIZATION OF THE DEPARTMENT ALONG REGIONAL LINES.				6	
8	THE COMMISSIONER SHALL REPORT TO THE LEGISLATURE ON				7	
9	JANUARY 1, 1984, APRIL 1, 1984 AND JULY 1, 1984 ON THE				8	
10	USE OF THESE FUNDS.				9	
11	INTERNAL REVIEW (11 POSITIONS)	698,500			10	
12	SUPPORT SERVICES (64 POSITIONS)	2,686,500			11	
13	CENTRAL REGION (50 POSITIONS)	1,823,800			12	
14	INTERIOR REGION (25 POSITIONS)	908,400			13	
15	SOUTHEAST REGION (27 POSITIONS)	1,008,500			14	
16	WESTERN REGION (6 POSITIONS)	286,700			15	
17	SOUTHCENTRAL REGION (14 POSITIONS)	568,500			16	
18	FINANCIAL MANAGEMENT (47 POSITIONS)	1,837,400			17	
19	INFORMATION SYSTEMS (36 POSITIONS)	2,588,200			18	
20	MAINTENANCE AND OPERATIONS SUPPORT		2,227,400	1,673,500	553,900	19
21	ADMINISTRATION (6 POSITIONS)	464,600				20
22	AIRPORT SAFETY & SECURITY (5 POSITIONS)	845,800				21
23	AIRPORT LEASING (20 POSITIONS)	917,000				22
24	STATEWIDE MAINTENANCE & OPERATIONS CONTINGENCY		1,000,000	1,000,000		23
25	THE \$1,000,000 CONTINGENCY FOR STATEWIDE MAINTENANCE AND					24
26	OPERATIONS SHALL BE EXPENDED FOR TRANSPORTATION OR					25
27	FACILITIES MAINTENANCE ONLY IF THE FOLLOWING CONDITIONS					26

1 DEPARTMENT OF TRANSPORTATION/PUBLIC FACILITIES (CONT.)		1
2	ALLOCATIONS	2
3	APPROPRIATION	3
4 EXIST: A) EXTRA-ORDINARY WEATHER CONDITIONS, B)	ITEMS	4
5 PRESERVATION OF THE PUBLIC SAFETY, OR C) PREVENTION OF	GENERAL FUND	5
6 AVOIDABLE OR UNUSUAL DAMAGE TO A STATE TRANSPORTATION	OTHER FUNDS	6
7 LINK OR PUBLIC FACILITY.		7
8 THE COMMISSIONER SHALL ALLOCATE FUNDS FROM THIS ACCOUNT		8
9 ONLY AFTER FINDING, IN WRITING, THAT ONE OF THE		9
10 CONDITIONS DESCRIBED ABOVE EXISTS. THE COMMISSIONER		10
11 SHALL REPORT TO THE LEGISLATURE ON JANUARY 1, 1984,		11
12 APRIL 1, 1984, AND JULY 1, 1984 ON THE USE OF THESE		12
13 FUNDS.		13
14 CENTRAL REGION MAINTENANCE & OPERATIONS	31,189,300	14
15 AIRPORTS (46 POSITIONS)	6,192,000	15
16 HIGHWAYS (148 POSITIONS)	19,948,800	16
17 TRAFFIC SIGNAL MANAGEMENT	780,000	17
18 FACILITIES (28 POSITIONS)	3,262,700	18
19 ADMINISTRATION (21 POSITIONS)	1,005,800	19
20 INTERIOR REGION MAINTENANCE & OPERATIONS	28,172,800	20
21 AIRPORTS (19 POSITIONS)	2,417,000	21
22 HIGHWAYS (124 POSITIONS)	12,945,800	22
23 FACILITIES (24 POSITIONS)	3,368,800	23
24 DALTON HIGHWAY ROAD MAINTENANCE (61 POSITIONS)	6,772,100	24
25 DALTON HIGHWAY FACILITIES (9 POSITIONS)	1,709,700	25

1	DEPARTMENT OF TRANSPORTATION/PUBLIC FACILITIES (CONT.)				1
2			APPROPRIATION	APPROPRIATION	FUND SOURCES
3		ALLOCATIONS	ITEMS	GENERAL FUND	OTHER FUNDS
4	ADMINISTRATION (18 POSITIONS)	959,400			
5	SOUTHEAST REGION MAINTENANCE & OPERATIONS		13,179,800	13,003,700	176,100
6	AIRPORTS (2 POSITIONS)	512,900			
7	HIGHWAYS (62 POSITIONS)	7,611,200			
8	FACILITIES (39 POSITIONS)	4,724,200			
9	ADMINISTRATION (5 POSITIONS)	331,500			
10	WESTERN REGION MAINTENANCE & OPERATIONS		5,728,500	5,703,500	25,000
11	AIRPORTS (15 POSITIONS)	2,547,000			
12	HIGHWAYS (23 POSITIONS)	1,998,600			
13	FACILITIES (8 POSITIONS)	831,400			
14	ADMINISTRATION (4 POSITIONS)	351,500			
15	SOUTHCENTRAL REGION MAINTENANCE & OPERATIONS		12,013,200	11,175,200	838,000
16	AIRPORTS (5 POSITIONS)	826,300			
17	HIGHWAYS (80 POSITIONS)	7,980,300			
18	FACILITIES (22 POSITIONS)	2,752,900			
19	ADMINISTRATION (8 POSITIONS)	453,700			
20	STATE EQUIPMENT FLEET		19,314,700	15,000	19,299,700
21	CENTRAL REGION (60 POSITIONS)	6,255,100			
22	INTERIOR REGION (45 POSITIONS)	4,980,300			
23	DALTON HIGHWAY (8 POSITIONS)	2,094,800			
24	SOUTHEAST REGION (22 POSITIONS)	2,105,600			
25	WESTERN REGION (9 POSITIONS)	910,600			

1	DEPARTMENT OF TRANSPORTATION/PUBLIC FACILITIES (CONT.)				1
2			APPROPRIATION	APPROPRIATION	FUND SOURCES
3		ALLOCATIONS	ITEMS	GENERAL FUND	OTHER FUNDS
4	SOUTHCENTRAL REGION (26 POSITIONS)	2,813,500			
5	ADMINISTRATION (8 POSITIONS)	154,800			
6	FUNDING ADJUSTMENTS FOR HWCF SERVICES			-11,321,000	11,321,000
7	ANCHORAGE INTERNATIONAL AIRPORT		15,158,300		15,158,300
8	FIELD MAINTENANCE (46 POSITIONS)	2,649,800			
9	BUILDING MAINTENANCE (44 POSITIONS)	3,256,100			
10	SECURITY (66 POSITIONS)	3,413,100			
11	CUSTODIAL (57 POSITIONS)	2,714,400			
12	EQUIPMENT (15 POSITIONS)	1,094,200			
13	ADMINISTRATION (13 POSITIONS)	2,030,700			
14	FAIRBANKS INTERNATIONAL AIRPORT		6,728,300		6,728,300
15	FIELD MAINTENANCE (16 POSITIONS)	1,446,200			
16	BUILDING MAINTENANCE (5 POSITIONS)	1,166,900			
17	SECURITY (47 POSITIONS)	2,941,700			
18	CUSTODIAL (11 POSITIONS)	496,900			
19	ADMINISTRATION (8 POSITIONS)	676,600			
20	MARINE TRANSPORTATION		61,476,600	60,825,500	651,100
21	SOUTHEAST VESSEL OPERATIONS (627 POSITIONS)	38,107,200			
22	SOUTHEAST VESSEL OVERHAUL	8,310,100			
23	SOUTHEAST SHORE FACILITIES (37 POSITIONS)	2,387,700			
24	SOUTHWEST VESSEL OPERATIONS (98 POSITIONS)	8,203,800			
25	SOUTHWEST VESSEL OVERHAUL	1,305,400			

1	DEPARTMENT OF TRANSPORTATION/PUBLIC FACILITIES (CONT.)		1
2		APPROPRIATION	APPROPRIATION FUND SOURCES
3		ITEMS	GENERAL FUND OTHER FUNDS
4		ALLOCATIONS	
4	SOUTHWEST SHORE FACILITIES (13 POSITIONS)	783,000	
5	ADMINISTRATION (38 POSITIONS)	2,379,400	
6	THE LEGISLATURE EXPRESSLY ENDORSES THE RECOMMENDATION OF		
7	THE OMBUDSMAN THAT WRITTEN RESERVATION POLICIES BE		
8	DEVELOPED FOR THE MARINE HIGHWAY SYSTEM AND THAT THESE		
9	POLICIES SHOULD BE MADE AVAILABLE TO BOTH STAFF AND THE		
10	PUBLIC.		
11	DESIGN AND CONSTRUCTION ADMINISTRATION	2,448,600	1,212,100 1,236,500
12	PROGRAM MANAGEMENT (8 POSITIONS)	1,034,400	
13	CLAIMS & BIDDING (29 POSITIONS)	1,414,200	
14	STANDARDS AND TECHNICAL SERVICES	5,749,300	2,829,300 2,920,000
15	DIRECTOR'S OFFICE (4 POSITIONS)	269,000	
16	BRIDGE & HYDROLOGY (25 POSITIONS)	1,423,300	
17	RIGHT OF WAY & LAND ACQUISITION (7 POSITIONS)	362,200	
18	TECHINCAL SERVICES (19 POSITIONS)	1,053,700	
19	ENGINEERING STANDARDS & REVIEW (10 POSITIONS)	603,300	
20	MATERIAL ENGINEERING (17 POSITIONS)	1,397,700	
21	CIP PROGRAM (10 POSITIONS)	640,100	
22	CENTRAL REGION DESIGN & CONSTRUCTION	26,075,800	2,675,600 23,400,200
23	DIRECTOR'S OFFICE (15 POSITIONS)	853,100	
24	AVIATION (61 POSITIONS)	3,324,500	
25	HIGHWAYS (132 POSITIONS)	6,717,400	

1 DEPARTMENT OF TRANSPORTATION/PUBLIC FACILITIES (CONT.)					1	
2			APPROPRIATION	APPROPRIATION FUND SOURCES	2	
3		ALLOCATIONS	ITEMS	GENERAL FUND	OTHER FUNDS	3
4	BUILDINGS & HARBORS (41 POSITIONS)	2,321,700				4
5	RIGHT OF WAY (52 POSITIONS)	2,498,200				5
6	TECHNICAL SERVICES (57 POSITIONS)	3,275,300				6
7	CIP PROGRAM (266 POSITIONS)	7,085,600				7
8	INTERIOR REGION DESIGN & CONSTRUCTION		25,329,700	2,625,800	22,703,900	8
9	DIRECTOR'S OFFICE (12 POSITIONS)	678,000				9
10	AVIATION (26 POSITIONS)	1,742,300				10
11	HIGHWAYS (87 POSITIONS)	6,271,900				11
12	BUILDINGS & HARBORS (22 POSITIONS)	1,604,500				12
13	RIGHT OF WAY (23 POSITIONS)	1,291,800				13
14	TECHNICAL SERVICES (40 POSITIONS)	2,421,300				14
15	NOME RESIDENCY (12 POSITIONS)	968,200				15
16	VALDEZ RESIDENCY (14 POSITIONS)	1,124,500				16
17	CIP PROGRAM (339 POSITIONS)	9,227,200				17
18	SOUTHEAST REGION DESIGN & CONSTRUCTION		11,872,600	2,306,400	9,566,200	18
19	DIRECTOR'S OFFICE (12 POSITIONS)	966,600				19
20	HIGHWAYS & AVIATION (59 POSITIONS)	3,634,900				20
21	HARBORS & MARINE FACILITIES (26 POSITIONS)	1,768,800				21
22	BUILDINGS (13 POSITIONS)	841,000				22
23	RIGHT OF WAY (14 POSITIONS)	742,500				23
24	TECHNICAL SERVICES (25 POSITIONS)	1,538,300				24
25	CIP PROGRAM (72 POSITIONS)	2,380,500				25
26	PLANNING AND PROGRAMMING		8,652,900	8,352,900	300,000	26

1	DEPARTMENT OF TRANSPORTATION/PUBLIC FACILITIES (CONT.)		1
2		ALLOCATIONS	2
3		APPROPRIATION	3
4		ITEMS	4
5		GENERAL FUND	5
6		OTHER FUNDS	6
7			7
8			8
9			9
10			10
11			11
12			12
13			13
14			14
15	ADMINISTRATION OF JUSTICE		15
16	ADULT CONFINEMENT		16
17		44,764,900	17
18		44,764,900	18
19			19
20			20
21			21
22			22
23			23
4	ADMINISTRATION (17 POSITIONS)	1,102,200	4
5	CENTRAL REGION TRANSPORTATION PLANNING (42 POSITIONS)	1,670,700	5
6	CENTRAL REGION FACILITIES PLANNING (19 POSITIONS)	804,400	6
7	INTERIOR REGION TRANSPORTATION PLANNING (30 POSITIONS)	1,310,700	7
8	INTERIOR REGION FACILITIES PLANNING (5 POSITIONS)	284,100	8
9	INTERIOR REGION RESEARCH & DEVELOPMENT (22 POSITIONS)	966,300	9
10	SOUTHEAST REGION TRANSPORTATION PLANNING (49 POSITIONS)	2,082,500	10
11	SOUTHEAST REGION FACILITIES PLANNING (8 POSITIONS)	432,000	11
12	* * * * *	* * * * *	12
13	* * * * * DEPARTMENT OF CORRECTIONS * * * * *		13
14	* * * * *	* * * * *	14
16	ADULT CONFINEMENT		16
17	JUNEAU CORRECTION CENTER (73 POSITIONS)	4,125,300	17
18	JOHNSON HUMAN SERVICES CENTER (15 POSITIONS)	850,300	18
19	KETCHIKAN CORRECTION CENTER (28 POSITIONS)	1,648,200	19
20	PALMER CORRECTION CENTER (79 POSITIONS)	4,299,500	20
21	HILAND MTN CORRECTION CENTER (76 POSITIONS)	4,848,200	21
22	MEADOW CREEK CORRECTIONAL CENTER (22 POSITIONS)	1,193,800	22
23	ANCHORAGE STATE CORRECTION CENTER (34 POSITIONS)	1,940,200	23

1 DEPARTMENT OF CORRECTIONS (CONT.)					1	
2		ALLOCATIONS	APPROPRIATION	APPROPRIATION	FUND SOURCES	2
3			ITEMS	GENERAL FUND	OTHER FUNDS	3
4	ANCHORAGE ANNEX CORRECTION CENTER (49 POSITIONS)	2,520,000				4
5	RIDGEVIEW MEN'S FACILITY (18 POSITIONS)	905,700				5
6	COOK INLET PRE-TRIAL FACILITY (81 POSITIONS)	4,784,500				6
7	KENAI REGIONAL CORRECTIONAL CENTER (70 POSITIONS)	3,897,300				7
8	FAIRBANKS CORRECTION CENTER (90 POSITIONS)	6,131,100				8
9	NOME CORRECTION CENTER (18 POSITIONS)	1,177,000				9
10	CORRECTIONAL INDUSTRIES FUND (AS 33.32.020)	285,600				10
11	IT IS THE INTENT OF THE LEGISLATURE THAT SERVICES OR					11
12	PRODUCTS PRODUCED BY THE CORRECTIONAL INDUSTRIES PROGRAM					12
13	WHICH ARE PURCHASED BY AGENCIES OF THE STATE OF ALASKA					13
14	BE PURCHASED BY REIMBURSABLE SERVICES AGREEMENT FROM THE					14
15	BENEFITING AGENCY TO THE DEPARTMENT OF CORRECTIONS.					15
16	CORRECTIONAL INDUSTRIES ADMINISTRATION (7 POSITIONS)	278,800				16
17	OUT-OF-STATE CONTRACTUAL SERVICES (1 POSITION)	3,279,600				17
18	MAJOR MEDICAL & GUARD HIRE (8 POSITIONS)	2,598,900				18
19	ADULT PROBATION & COMMUNITY PROGRAMS		6,424,300	6,424,300		19
20	ADULT PROBATION FIRST JUDICIAL DISTRICT (12 POSITIONS)	555,100				20
21	ADULT PROBATION SECOND JUDICIAL DISTRICT (5 POSITIONS)	310,800				21
22	ADULT PROBATION THIRD JUDICIAL DISTRICT (30 POSITIONS)	1,391,300				22
23	ADULT PROBATION FOURTH JUDICIAL DISTRICT (15 POSITIONS)	807,300				23

1	DEPARTMENT OF CORRECTIONS (CONT.)		APPROPRIATION	APPROPRIATION	FUND SOURCES	2
3		ALLOCATIONS	ITEMS	GENERAL FUND	OTHER FUNDS	3
4	COMMUNITY BASED PROGRAMS (22 POSITIONS)	3,359,800				4
5	CORRECTIONS ADMINISTRATION AND SUPPORT		5,550,200	5,371,600	178,600	5
6	COMMISSIONER'S OFFICE (74 POSITIONS)	5,110,100				6
7	CAREER ENHANCEMENT TRAINING (4 POSITIONS)	261,500				7
8	CIP ADMINISTRATION (4 POSITIONS)	178,600				8
9	PAROLE BOARD (4 POSITIONS)		330,900	330,900		9
10	YOUTH CORRECTIONAL SERVICES		11,437,300	11,437,300		10
11	ADMINISTRATION (3 POSITIONS)	178,500				11
12	FIRST DISTRICT (12 POSITIONS)	519,500				12
13	THIRD DISTRICT (28 POSITIONS)	1,162,600				13
14	SECOND & FOURTH DISTRICT (18 POSITIONS)	903,900				14
15	MCLAUGHLIN YOUTH CENTER (120 POSITIONS)	6,168,000				15
16	FAIRBANKS YOUTH FACILITY (25 POSITIONS)	1,378,900				16
17	NOME YOUTH FACILITY (13 POSITIONS)	902,300				17
18	JUNEAU WOMEN'S & JUVENILE FACILITY (3 POSITIONS)	148,600				18
19	KETCHIKAN YOUTH FACILITY	75,000				19
20		* * * * *	* * * * *			20
21		* * * * * DEPARTMENT OF ENVIRONMENTAL CONSERVATION	* * * * *			21
22		* * * * *	* * * * *			22
23	NATURAL RESOURCE MANAGEMENT					23
24	ADMINISTRATION		11,512,900	9,671,700	1,841,200	24
25	OFFICE OF THE COMMISSIONER (7 POSITIONS)	471,000				25

1 DEPARTMENT OF ENVIRONMENTAL CONSERVATION (CONT.)			APPROPRIATION	APPROPRIATION FUND SOURCES		1
		ALLOCATIONS	ITEMS	GENERAL FUND	OTHER FUNDS	2
2						
3						3
4	ADMINISTRATIVE SERVICES (13 POSITIONS)	595,300				4
5	FACILITY CONSTRUCTION AND OPERATION (17 POSITIONS)	1,082,100				5
6	ENVIRONMENTAL QUALITY DIRECTORS OFFICE (5 POSITIONS)	368,900				6
7	MONITORING & LABORATORY SUPPORT (14 POSITIONS)	845,100				7
8	SOUTHEAST REGION (22 POSITIONS)	1,038,500				8
9	SOUTHCENTRAL REGION (39 POSITIONS)	1,794,600				9
10	NORTHERN REGION (38 POSITIONS)	2,038,300				10
11	ENVIRONMENTAL MANAGEMENT DIRECTORS OFFICE (4 POSITIONS)	220,100				11
12	WATER QUALITY MANAGEMENT (12 POSITIONS)	1,101,500				12
13	MANAGEMENT & TECHNICAL ASSISTANCE (7 POSITIONS)	507,600				13
14	AIR & SOLID WASTE (11.5 POSITIONS)	1,074,200				14
15	PROJECT DIRECT CHARGE POSITIONS (4 POSITIONS)	310,300				15
16	CIP OVERHEAD POSITIONS (2 POSITIONS)	65,400				16
17	PUBLIC PROTECTION					17
18	SEAFOOD AND ANIMAL INDUSTRIES		2,300,100	2,019,700	280,400	18
19	ADMINISTRATION (2 POSITIONS)	137,300				19
20	ANIMAL INDUSTRY (14 POSITIONS)	693,700				20
21	SEAFOOD INDUSTRY (26 POSITIONS)	1,469,100				21
22	THE LEGISLATURE INTENDS FOR THE DEPARTMENT TO IMPLEMENT					22
23	THE SEAFOOD INSPECTION PREMIUM SEAL PROGRAM. THE FUNDS					23
24	DELETED IN THE SEAFOOD INDUSTRY PROGRAM RELATE TO ONE					24
25	TIME STUDIES ASSOCIATED WITH THE FISCAL NOTE FOR CH. 57,					25
26	SLA 1982 AND DO NOT EFFECT THE PREMIUM SEAL PROGRAM.					26

1		ALLOCATIONS	APPROPRIATION ITEMS	APPROPRIATION GENERAL FUND	FUND SOURCES OTHER FUNDS	1
2						2
3	* * * * *		* * * * *			3
4	* * * * * DEPARTMENT OF COMMUNITY & REGIONAL AFFAIRS		* * * * *			4
5	* * * * *		* * * * *			5
6	SOCIAL SERVICES					6
7	SENIOR CITIZENS TAX RELIEF		2,515,200	2,515,200		7
8	PROPERTY TAX EXEMPTION	2,158,600				8
9	RENTERS EQUIVALENCY REBATE	208,700				9
10	WATER & SEWER ASSESSMENTS	30,000				10
11	MOTOR VEHICLE EXEMPTION	117,900				11
12	CHILD ASSISTANCE		10,341,000	10,341,000		12
13	CHILD CARE (5 POSITIONS)	7,725,000				13
14	HEAD START GRANTS	2,616,000				14
15	CETA		7,677,700	268,000	7,409,700	15
16	TRAINING & SUPPORT SERVICES	2,384,600				16
17	YOUTH PROGRAMS	1,623,500				17
18	SPECIAL GOVERNOR'S GRANT (5.5 POSITIONS)	715,200				18
19	ADMINISTRATION & EMPLOYMENT COUNSELING (44.5 POSITIONS)	2,454,400				19
20	JOB TRAINING PARTNERSHIP ACT	500,000				20
21	DISPLACED HOMEMAKERS (1 POSITION)		585,200	585,200		21
22	DEVELOPMENT					22
23	COMMUNITY ASSISTANCE GRANTS		64,529,300	61,640,800	2,888,500	23
24	MUNICIPAL REVENUE SHARING	57,950,000				24
25	AGRICULTURAL LAND EXEMPTION	211,800				25

1 DEPARTMENT OF COMMUNITY & REGIONAL AFFAIRS (CONT.)					1	
		ALLOCATIONS	APPROPRIATION ITEMS	APPROPRIATION GENERAL FUND	FUND SOURCES OTHER FUNDS	2
						3
4	NATIONAL FOREST RECEIPTS	2,888,500				4
5	RURAL DEVELOPMENT GRANTS	3,100,000				5
6	ORGANIZATIONAL GRAN'S	30,100				6
7	COMMUNITY LEGAL ASSISTANCE GRANTS	48,900				7
8	BULK FUEL GRANTS	300,000				8
9	LOCAL GOVERNMENT ASSISTANCE		7,608,300	5,243,700	2,364,600	9
10	TRAINING, DEVELOPMENT, & RDA (26 POSITIONS)	1,597,000				10
11	STATE ASSESSOR (9 POSITIONS)	331,100				11
12	LOCAL BOUNDARY COMMISSION (2 POSITIONS)	114,300				12
13	GRANTS ADMINISTRATION (9 POSITIONS)	518,000				13
14	COASTAL ENERGY IMPACT PROGRAM (2 POSITIONS)	1,127,400				14
15	WEATHERIZATION & ENERGY CONSERVATION (10 POSITIONS)	3,474,000				15
16	PROJECT DIRECT CHARGE POSITIONS/ASSOCIATED COSTS (4 POSITIONS)	213,600				16
17	PROJECT OVERHEAD POSITIONS/ASSOCIATED COSTS (6 POSITIONS)	232,900				17
18	COMMUNITY PLANNING SERVICES		3,415,000	2,151,000	1,264,000	18
19	COMMUNITY PLANNING ASSISTANCE (28 POSITIONS)	2,734,500				19
20	ANCSA PLAN OF SURVEY (7 POSITIONS)	397,900				20
21	MUNICIPAL LANDS TRUSTEE (5 POSITIONS)	282,600				21
22	ADMINISTRATION & SUPPORT		1,622,000	1,477,600	144,400	22
23	OFFICE OF THE COMMISSIONER (4 POSITIONS)	569,200				23
24	ADMINISTRATIVE SERVICES (27 POSITIONS)	1,052,800				24

1	DEPARTMENT OF COMMUNITY & REGIONAL AFFAIRS (CONT.)		APPROPRIATION	APPROPRIATION	FUND SOURCES	2
3		ALLOCATIONS	ITEMS	GENERAL FUND	OTHER FUNDS	3
4	COMMUNITY BLOCK GRANTS		2,115,000		2,115,000	4
5	HOUSING ASSISTANCE		1,319,800	1,273,600	46,200	5
6	HOUSING LOAN ADMINISTRATION (22 POSITIONS)	1,218,700				6
7	SENIOR CITIZEN HOUSING DEVELOPMENT (2 POSITIONS)	101,100				7
8		* * * * *	* * * * *			8
9		* * * * * LEGISLATURE	* * * * *			9
10		* * * * *	* * * * *			10
11	GENERAL GOVERNMENT					11
12	BUDGET & AUDIT COMMITTEE		5,789,700	5,789,700		12
13	LEGISLATIVE AUDIT (45 POSITIONS)	2,643,900				13
14	LEGISLATIVE FINANCE (28 POSITIONS)	2,560,800				14
15	COMMITTEE EXPENSES (3.5 POSITIONS)	585,000				15
16	LEGISLATIVE COUNCIL					16
17	SALARIES AND ALLOWANCES (60 POSITIONS)		2,037,300	2,037,300		17
18	LEADERSHIP (14 POSITIONS)		4,000,000	4,000,000		18
19	LAA EXECUTIVE ADMINISTRATION (25 POSITIONS)		2,842,100	2,842,100		19
20	LAA ADMINISTRATIVE SERVICES (30 POSITIONS)		1,530,700	1,530,700		20
21	HOUSE RESEARCH (9 POSITIONS)		571,900	571,900		21
22	LAA LEGAL SERVICES (20 POSITIONS)		1,496,300	1,496,300		22
23	SESSION EXPENSES (73 POSITIONS)		6,095,700	6,095,700		23
24	COUNCIL & SUBCOMMITTEES		365,000	365,000		24
25	OFFICE SPACE RENTAL (17 POSITIONS)		2,203,400	2,203,400		25

1	LEGISLATURE (CONT.)				1
2			APPROPRIATION	APPROPRIATION	FUND SOURCES
3		ALLOCATIONS	ITEMS	GENERAL FUND	OTHER FUNDS
4	EQUIPMENT ACCOUNT		93,000	93,000	
5	PUBLIC SERVICES (60 POSITIONS)		3,051,700	3,051,700	
6	ALL NEW AND EXISTING LEGISLATIVE TELECONFERENCE SITES				
7	SHALL BE FULLY FUNDED DURING THE SECOND SESSION OF THE				
8	THIRTEENTH LEGISLATURE.				
9	SENATE ADVISORY COUNCIL (11 POSITIONS)		571,900	571,900	
10	NO FUNDS APPROPRIATED IN THE PRECEDING SECTIONS OF THIS				
11	BILL MAY BE DIRECTLY OR INDIRECTLY USED TO PAY FOR				
12	TELEVISION COVERAGE OF THE 1984 LEGISLATIVE SESSION.				
13	OFFICE OF OMBUDSMAN (23 POSITIONS)		1,509,700	1,509,700	
14		* * * * *	* * * * *		
15		* * * * * ALASKA COURT SYSTEM * * * * *			
16		* * * * *	* * * * *		
17	ADMINISTRATION OF JUSTICE				
18	COURTS ADMINISTRATION AND SUPPORT		34,613,800	34,613,800	
19	APPELLATE COURTS (51 POSITIONS)	3,560,400			
20	TRIAL COURTS (472 POSITIONS)	27,073,800			
21	ADMINISTRATON & SUPPORT (57 POSITIONS)	3,979,600			
22	COMMISSION ON JUDICIAL CONDUCT		37,000	37,800	
23	JUDICIAL COUNCIL (3 POSITIONS)		336,300	336,300	

1		ALLOCATIONS	APPROPRIATION ITEMS	APPROPRIATION GENERAL FUND	FUND SOURCES OTHER FUNDS	1
2						2
3	* * * * *		* * * * *			3
4	* * * * * UNIVERSITY OF ALASKA * * * * *					4
5	* * * * *		* * * * *			5
6	UNIVERSITY OF ALASKA					6
7	STATEWIDE ADMINISTRATION		23,106,400	14,720,400	8,386,000	7
8	STATEWIDE ADMINISTRATION (263 POSITIONS)	21,596,800				8
9	NOTWITHSTANDING THE PROVISIONS OF AS 37.07.080(E), EACH					9
10	APPROPRIATION TO THE UNIVERSITY OF ALASKA IS SUBJECT TO					10
11	REALLOCATION BY THE UNIVERSITY ADMINISTRATION UNDER					11
12	PROCEDURES ESTABLISHED BY THE BOARD OF REGENTS AND THE					12
13	OFFICE OF MANAGEMENT & BUDGET. TRANSFERS MAY NOT BE					13
14	MADE BETWEEN APPROPRIATIONS EXCEPT AS PROVIDED IN AN ACT					14
15	MAKING TRANSFERS BETWEEN APPROPRIATIONS.					15
16	NOTWITHSTANDING THE PROVISIONS OF AS 37.07.080(H),					16
17	FEDERAL OR OTHER PROGRAM RECEIPTS AVAILABLE TO THE					17
18	UNIVERSITY OF ALASKA WHICH EXCEED THE AMOUNTS					18
19	APPROPRIATED IN THIS ACT ARE APPROPRIATED AND AVAILABLE					19
20	FOR EXPENDITURE UNDER PROCEDURES ESTABLISHED BY THE					20
21	BOARD OF REGENTS AND THE OFFICE OF MANAGEMENT & BUDGET.					21
22	THE UNIVERSITY SHALL PROVIDE THE LEGISLATIVE BUDGET &					22
23	AUDIT COMMITTEE WITH QUARTERLY REPORTS DETAILING					23
24	ADDITIONAL FEDERAL OR PROGRAM RECEIPTS ACCEPTED UNDER					24
25	THIS PROVISION.					25
26	UPON SUBMISSION OF THE FY 85 OPERATING BUDGET, THE					26
27	UNIVERSITY SHALL PROVIDE DOCUMENTATION FOR THE ADDITION					27

1 UNIVERSITY OF ALASKA (CONT.)		APPROPRIATION	APPROPRIATION FUND SOURCES		1
2					2
3	ALLOCATIONS	ITEMS	GENERAL FUND	OTHER FUNDS	3
4 OF NEW PERSONNEL. THE DOCUMENTATION SHALL INCLUDE: 1)					4
5 STANDARDS USED FOR THE ALLOCATION OF PERSONNEL. 2)					5
6 EVIDENCE THAT THE STANDARDS ARE EXCEEDED SUFFICIENTLY					6
7 FOR THE ADDITION OF NEW STAFF.					7
8 THESE STANDARDS MAY TAKE THE FORM OF STUDENT CREDIT					8
9 HOURS (SCH) GENERATED BY FTE FACULTY, RATIOS OF CLIENTS					9
10 TO SUPPORT PERSONNEL, AND THE SQUARE FOOTAGE PER					10
11 MAINTENANCE STAFF. IT IS EXPECTED THAT THESE STANDARDS					11
12 WILL VARY BY CAMPUS OR GROUPS OF CAMPUSES BECAUSE OF					12
13 DIFFERENT MISSIONS AND STAGES OF CAMPUS DEVELOPMENT.					13
14 CIP OVERHEAD POSITIONS & ASSOCIATED COSTS	1,509,600				14
(26 POSITIONS)					
15 UNIVERSITY OF ALASKA, FAIRBANKS		115,195,100	60,573,300	54,621,800	15
16 UNIVERSITY OF ALASKA, FAIRBANKS (1,018 POSITIONS)	71,530,700				16
17 AT LEAST 50% OF STATE FUNDED ATHLETIC STUDENT					17
18 SCHOLARSHIPS PER SPORT AND PER MALE AND/OR FEMALE TEAM					18
19 SHALL BE AWARDED TO ALASKAN HIGH SCHOOL GRADUATES.					19
20 ORGANIZED RESEARCH (745 POSITIONS)	43,664,400				20
21 NOTWITHSTANDING THE PROVISIONS OF AS 37.25.010, FEDERAL					21
22 RECEIPTS BUDGETED IN THE ORGANIZED RESEARCH ALLOCATION					22
23 SHALL CONTINUE FOR THE LIFE OF THE SPECIFIC GRANT OR					23
24 CONTRACT. THE UNEXPENDED BALANCE OF FUNDS APPROPRIATED					24
25 FROM OTHER SOURCES SHALL LAPSE DECEMBER 31, 1984. THE					25
26 UNIVERSITY SHALL PROVIDE STATE FISCAL YEAR REPORTS ON					26

1	UNIVERSITY OF ALASKA (CONT.)		1
2		APPROPRIATION	APPROPRIATION FUND SOURCES
3		ALLOCATIONS	GENERAL FUND OTHER FUNDS
4	THESE APPROPRIATIONS.	ITEMS	
5	THE ALLOCATION FOR ORGANIZED RESEARCH INCLUDES \$56,030		5
6	FOR THE UNIVERSITY OF ALASKA REINDEER RESEARCH		6
7	COMMITTEE. LICHEN PRODUCTIVITY PROJECT.		7
8	UNIVERSITY OF ALASKA, ANCHORAGE (511 POSITIONS)	34,547,600	23,782,000 10,765,600 8
9	AT LEAST 50% OF STATE FUNDED ATHLETIC STUDENT		9
10	SCHOLARSHIPS PER SPORT AND PER MALE AND/OR FEMALE TEAM		10
11	SHALL BE AWARDED TO ALASKAN HIGH SCHOOL GRADUATES.		11
12	INCLUDED WITHIN THE APPROPRIATION FOR THE UNIVERSITY OF		12
13	ALASKA, ANCHORAGE IS \$359,600 FOR THE MINORITY ACCESS TO		13
14	RESEARCH CAREERS (MARC) HONORS UNDERGRADUATE PROGRAM.		14
15	UNIVERSITY OF ALASKA, JUNEAU (191 POSITIONS)	11,986,600	9,631,800 2,354,800 15
16	ANCHORAGE COMMUNITY COLLEGE (352 POSITIONS)	21,909,300	15,684,400 6,224,900 16
17	COMMUNITY COLLEGES, COOP EXTENSION & RURAL ED	40,741,800	29,219,200 11,522,600 17
18	STATEWIDE STAFF & SUPPORT (35 POSITIONS)	2,710,300	18
19	FISHERIES INDUSTRIAL TECHNICAL CENTER (4 POSITIONS)	208,200	19
20	CHUKCHI COMMUNITY COLLEGE (12 POSITIONS)	1,086,300	20
21	KENAI PENINSULA COMMUNITY COLLEGE (51 POSITIONS)	4,100,400	21
22	KETCHIKAN COMMUNITY COLLEGE (26 POSITIONS)	1,747,900	22
23	KODIAK COMMUNITY COLLEGE (34 POSITIONS)	2,441,200	23
24	KUSKOKWIM COMMUNITY COLLEGE (47 POSITIONS)	4,396,100	24
25	MATANUSKA - SUSITNA COMMUNITY COLLEGE (30 POSITIONS)	2,014,300	25

1	UNIVERSITY OF ALASKA (CONT.)				1		
2			ALLOCATIONS	APPROPRIATION	APPROPRIATION FUND SOURCES	2	
3				ITEMS	GENERAL FUND	OTHER FUNDS	3
4	NORTHWEST COMMUNITY COLLEGE (18 POSITIONS)		2,304,600				4
5	PRINCE WILLIAM SOUND COMMUNITY COLLEGE (26 POSITIONS)		2,090,900				5
6	SITKA COMMUNITY COLLEGE (17 POSITIONS)		1,384,100				6
7	TANANA VALLEY COMMUNITY COLLEGE (70 POSITIONS)		5,411,900				7
8	RURAL EDUCATION (39 POSITIONS)		4,943,800				8
9	COOPERATIVE EXTENSION SERVICE (78 POSITIONS)		5,901,800				9

		ALLOCATIONS	APPROPRIATION ITEMS	APPROPRIATION GENERAL FUND	APPROPRIATION FUND SOURCES OTHER FUNDS	
1						1
2						2
3	* SEC. 14 THE FOLLOWING APPROPRIATION ITEMS ARE FOR					3
4	CAPITAL PROJECTS FROM THE GENERAL FUND TO THE AGENCIES					4
5	NAMED AND FOR THE PURPOSES EXPRESSED. (ED#___) MEANS					5
6	THAT THE CAPITAL PROJECT IS LOCATED SOMEWHERE WITHIN					6
7	THAT HOUSE OF REPRESENTATIVES ELECTION DISTRICT. THIS					7
8	GEOGRAPHIC REFERENCE HAS BEEN INSERTED BY STAFF AND IS					8
9	FOR INFORMATION PURPOSES ONLY.					9
10		* * * * *	* * * * *			10
11		* * * * * OFFICE OF THE GOVERNOR	* * * * *			11
12		* * * * *	* * * * *			12
13	GENERAL GOVERNMENT					13
14	ELECTIONS					14
15	VOTING MACHINES		111,700	111,700		15
16		* * * * *	* * * * *			16
17		* * * * * DEPARTMENT OF ADMINISTRATION	* * * * *			17
18		* * * * *	* * * * *			18
19	GENERAL GOVERNMENT					19
20	ALASKA PUBLIC BROADCASTING COMMISSION					20
21	KRBD RADIO STATION EQUIPMENT (ED 1)		15,000	15,000		21
22	SEWARD PUBLIC RADIO TRANSLATOR (ED 6)		34,500	34,500		22
23	KMXT EQUIPMENT (ED 27)		43,000	43,000		23
24	TELECOMMUNICATIONS SERVICES					24
25	FORT YUKON RADIO TRANSLATOR (ED 24)		5,000	5,000		25

1	DEPARTMENT OF ADMINISTRATION (CONT.)				1
2			APPROPRIATION	APPROPRIATION	FUND SOURCES
3		ALLOCATIONS	ITEMS	GENERAL FUND	OTHER FUNDS
4	CENTRALIZED ADMINISTRATIVE SERVICES				
5	DATA PROCESSING LEASE/PURCHASE		3,170,900	3,170,900	
6	WIC-CA REPAIR/RENOVATION GROUP HOME (ED 18-21)		57,500	57,500	
7	*****		*****		
8	***** DEPARTMENT OF EDUCATION *****				
9	*****		*****		
10	EDUCATION				
11	BIA TRANSFER SCHOOLS UPGRADE/REPLACEMENT		11,833,600		11,833,600
12	WRANGELL CITY SCHOOL DISTRICT				
13	WRANGELL HIGH SCHOOL (ED 1)		6,000,000	6,000,000	
14	SOUTHEAST ISLAND SCHOOL DISTRICT				
15	PORT ALEXANDER SCHOOL CONSTRUCTION (ED 3)		450,000	450,000	
16	CHUGACH SCHOOL DISTRICT				
17	WHITTIER SCHOOL REPAIRS (ED 6)		160,000	160,000	
18	ANCHORAGE SCHOOL DISTRICT				
19	INLET VIEW (ED 7-15)		351,400	351,400	
20	HOMESTEAD ELEMENTARY DRAINAGE AND LANDSCAPING (ED 7-15)		300,000	300,000	
21	ABBOTT LOOP (ED 7-15)		200,000	200,000	
22	BAXTER (ED 7-15)		65,000	65,000	
23	COLLEGE GATE (ED 7-15)		67,600	67,600	
24	EAGLE RIVER (ED 7-15)		120,000	120,000	
25	LAKE OTIS (ED 7-15)		91,500	91,500	

1	DEPARTMENT OF EDUCATION (CONT.)				1
2			APPROPRIATION	APPROPRIATION	FUND SOURCES
3		ALLOCATIONS	ITEMS	GENERAL FUND	OTHER FUNDS
4	MOUNTAIN VIEW (ED 7-15)		229,000	229,000	4
5	TURNAGAIN (ED 7-15)		94,000	94,000	5
6	URSA MAJOR (ED 7-15)		255,500	255,500	6
7	URSA MINOR (ED 7-15)		46,000	46,000	7
8	CLARK (ED 7-15)		582,100	582,100	8
9	ROMIG (ED 7-15)		204,700	204,700	9
10	WENDLER (ED 7-15)		220,900	220,900	10
11	BARTLETT (ED 7-15)		130,000	130,000	11
12	SERVICE (ED 7-15)		179,000	179,000	12
13	PUPIL TRANSPORTATION (ED 7-15)		540,400	540,400	13
14	ED 8 MICROCOMPUTER PROJECT (ED 7-15)		228,200	228,200	14
15	SERVICE/HENSHAW CEILING REPAIR (ED 7-15)		13,500	13,500	15
16	SERVICE/HENSHAW ACCOUSTICAL TREATMENT (ED 7-15)		6,000	6,000	16
17	TUDOR ELEMENTARY ASSEMBLY AREA CARPET (ED 7-15)		2,800	2,800	17
18	TUDOR ELEMENTARY ACCOUSTICAL TILE (ED 7-15)		3,000	3,000	18
19	O'MALLEY ELEMENTARY HIGH SPEED COPIER (ED 7-15)		7,300	7,300	19
20	DIMOND HIGH SCHOOL TRACK (ED 7-15)		150,000	150,000	20
21	SAVE 1 SCHOOL (ED 7-15)		60,000	60,000	21
22	BAYSHORE DOOR INSTALLATION (ED 7-15)		85,000	85,000	22
23	DIMOND/MEARS HOCKEY RINK REPAIR (ED 7-15)		80,000	80,000	23
24	CAMPBELL MICROCOMPUTER PROJECT (ED 7-15)		16,200	16,200	24
25	NORTH STAR MICROCOMPUTER PROJECT (ED 7-15)		13,900	13,900	25

1 DEPARTMENT OF EDUCATION (CONT.)		APPROPRIATION		APPROPRIATION	FUND SOURCES
2		ALLOCATIONS	ITEMS	GENERAL FUND	OTHER FUNDS
3					
4	ROGERS PARK MICROCOMPUTER PROJECT (ED 7-15)		15,300	15,300	
5	TAKU MICROCOMPUTER PROJECT (ED 7-15)		17,600	17,600	
6	WILLOW CREST MICROCOMPUTER PROJECT (ED 7-15)		20,600	20,600	
7	ED 12 SCHOOLS MICROCOMPUTER PROJECT (ED 7-15)		153,000	153,000	
8	GOVERNMENT HILL LUNCHROOM REMODEL (ED 7-15)		52,500	52,500	
9	CHUGACH OPTIONAL ELEMENTARY IMPROVEMENTS (ED 7-15)		35,000	35,000	
10	FAIRVIEW HEATING SYSTEM (ED 7-15)		135,800	135,800	
11	NORTHWOOD SCHOOL HEATING AND LIGHTING (ED 7-15)		13,000	13,000	
12	WEST HIGH SCHOOL LIGHTING UPGRADE (ED 7-15)		12,000	12,000	
13	MEARS JUNIOR HIGH SCHOOL (ED 7-15)		6,200,000	6,200,000	
14	WENDLER JUNIOR HIGH SCHOOL (ED 7-15)		700,000	700,000	
15	OCEANVIEW ELEMENTARY MICROCOMPUTER PROJECT (ED 7-15)		6,000	6,000	
16	ALASKA GATEWAY SCHOOL DISTRICT				
17	DOT LAKE SCHOOL (ED 17)		1,300,000	1,300,000	
18	NORTHWAY SCHOOL LIFE SAFETY UPGRADE (ED 17)		950,000	950,000	
19	DELTA/GREELY SCHOOL DISTRICT				
20	DELTA/FORT GREELY ZAMBONI (ED 17)		36,900	36,900	
21	FORT GREELY GYM FACILITY (ED 17)		1,795,000	1,795,000	
22	NENANA CITY SCHOOL DISTRICT				
23	NENANA HIGH SCHOOL ADDITION (ED 17)		900,000	900,000	
24	COPPER RIVER SCHOOL DISTRICT				
25	GAKONA - MULTI-PURPOSE FACILITY (ED 17)		312,000	312,000	

1	DEPARTMENT OF EDUCATION (CONT.)				1
2			APPROPRIATION	APPROPRIATION	FUND SOURCES
3		ALLOCATIONS	ITEMS	GENERAL FUND	OTHER FUNDS
4	GLENALLEN - NEW SECONDARY SCHOOL (ED 17)		200,000	200,000	
5	RAILBELT SCHOOL DISTRICT				
6	TRI-VALLEY SCHOOL IMPROVEMENTS (ED 17)		1,150,000	1,150,000	
7	FAIRBANKS NORTH STAR BOROUGH SCHOOL DISTRICT				
8	SALCHA ELEMENTARY SCHOOL (ED 18-21)		1,291,600	1,291,600	
9	STATE MUSEUM -- ACQUISITIONS (ED 18-21)		35,000	35,000	
10	NORTHWEST ARCTIC SCHOOL DISTRICT				
11	CONSTRUCTION OF FACILITIES -- BUCKLAND, SELAWIK, 12 DEERING, AND AMBLER (ED 22)		3,040,000	3,040,000	
13	BERING STRAITS SCHOOL DISTRICT				
14	SAVOONGA CLASSROOMS (ED 23)		1,340,000	1,340,000	
15	LOWER YUKON SCHOOL DISTRICT				
16	HOOPER BAY AND ALAKANUK CLASSROOM ADDITIONS (ED 23)		1,542,000	1,542,000	
17	KUSPUK SCHOOL DISTRICT				
18	CONSTRUCTION SCHOOL FACILITIES -- STONY RIVER 19 AND CHUATHBALUK (ED 24)		2,000,000	2,000,000	
20	IDITAROD SCHOOL DISTRICT				
21	CONSTRUCTION SCHOOL FACILITIES -- NIKOLAI AND 22 MCGRATH (ED 24)		3,200,000	3,200,000	
23	YUKON FLATS SCHOOL DISTRICT				
24	RELOCATABLE SCHOOL FACILITIES (ED 24)		1,050,000	1,050,000	
25	ST MARY'S CITY SCHOOL DISTRICT				
26	UPGRADE ELEMENTARY SCHOOL (ED 24)		300,000	300,000	

1		ALLOCATIONS	APPROPRIATION ITEMS	APPROPRIATION GENERAL FUND	FUND SOURCES OTHER FUNDS	1
2						2
3		* * * * *	* * * * *			3
4		* * * * * DEPARTMENT OF HEALTH & SOCIAL SERVICES	* * * * *			4
5		* * * * *	* * * * *			5
6	HEALTH					6
7	PUBLIC HEALTH					7
8	SOLDOTNA - EMS EQUIPMENT (ED 5)		26,200	26,200		8
9	SOUTHEAST REGION EMERGENCY MEDICAL SERVICES (ED 1)		10,000	10,000		9
10	SOUTHEAST REGION EMERGENCY MEDICAL SERVICES (ED 2)		16,000	16,000		10
11	SOUTHEAST REGION EMERGENCY MEDICAL SERVICES (ED 3)		25,300	25,300		11
12	SELDOVIA AMBULANCE AND EQUIPMENT (ED 5)		51,600	51,600		12
13	KENAI AMBULANCE AND EQUIPMENT (ED 5)		57,400	57,400		13
14	HOMER AMBULANCE AND EQUIPMENT (ED 5)		62,500	62,500		14
15	SOUTHERN REGION EMERGENCY MEDICAL SERVICES (ED 17)		76,100	76,100		15
16	KODIAK EMERGENCY MEDICAL SERVICES EQUIPMENT (ED 27)		18,000	18,000		16
17	GRANTS TO NAMED RECIPIENTS (AS 37.05.316)					17
18	BRISTOL BAY AREA HEALTH CORP. - FOR CLINICAL		55,000	55,000		18
19	ANALYZER FOR KAHAKANAK HOSPITAL (ED 26)					19
20		* * * * *	* * * * *			20
21		* * * * * DEPARTMENT OF COMMERCE & ECONOMIC DEVELOPMENT	* * * * *			21
22		* * * * *	* * * * *			22
23	DEVELOPMENT					23
24	ALASKA POWER AUTHORITY					24
25	PEDRO BAY - ELECTRICITY DISTRIBUTION (ED 26)		690,000	690,000		25

1		ALLOCATIONS	APPROPRIATION ITEMS	APPROPRIATION GENERAL FUND	FUND SOURCES OTHER FUNDS	1
2						2
3		* * * * *	* * * * *			3
4		* * * * * DEPARTMENT OF HEALTH & SOCIAL SERVICES	* * * * *			4
5		* * * * *	* * * * *			5
6	HEALTH					6
7	PUBLIC HEALTH					7
8	SOLDOTNA - EMS EQUIPMENT (ED 5)		26,200	26,200		8
9	SOUTHEAST REGION EMERGENCY MEDICAL SERVICES (ED 1)		10,000	10,000		9
10	SOUTHEAST REGION EMERGENCY MEDICAL SERVICES (ED 2)		16,000	16,000		10
11	SOUTHEAST REGION EMERGENCY MEDICAL SERVICES (ED 3)		25,300	25,300		11
12	SELDOVIA AMBULANCE AND EQUIPMENT (ED 5)		51,600	51,600		12
13	KENAI AMBULANCE AND EQUIPMENT (ED 5)		57,400	57,400		13
14	HOMER AMBULANCE AND EQUIPMENT (ED 5)		62,500	62,500		14
15	SOUTHERN REGION EMERGENCY MEDICAL SERVICES (ED 17)		76,100	76,100		15
16	KODIAK EMERGENCY MEDICAL SERVICES EQUIPMENT (ED 27)		18,000	18,000		16
17	GRANTS TO NAMED RECIPIENTS (AS 37.05.316)					17
18	BRISTOL BAY AREA HEALTH CORP. - FOR CLINICAL		55,000	55,000		18
19	ANALYZER FOR KANAKANAK HOSPITAL (ED 26)					19
20		* * * * *	* * * * *			20
21		* * * * * DEPARTMENT OF COMMERCE & ECONOMIC DEVELOPMENT	* * * * *			21
22		* * * * *	* * * * *			22
23	DEVELOPMENT					23
24	ALASKA POWER AUTHORITY					24
25	PEDRO BAY - ELECTRICITY DISTRIBUTION (ED 26)		690,000	690,000		25

DEPARTMENT OF COMMERCE & ECONOMIC DEVELOPMENT (CONT.)				
	ALLOCATIONS	APPROPRIATION ITEMS	APPROPRIATION GENERAL FUND	FUND SOURCES OTHER FUNDS
FALSE PASS - ELECTRIFICATION (ED 26)		600,000	600,000	
ANCHORAGE-FAIRBANKS INTERTIE		25,000,000	25,000,000	
THE APPROPRIATION FOR THE ANCHORAGE - FAIRBANKS INTERTIE INCLUDES FUNDS FOR THE CANTWELL SUBSTATION AND DISTRIBUTION SYSTEM.				
SUSITNA HYDROELECTRIC PROJECT (ED 16)		33,000,000	33,000,000	
THE ALASKA POWER AUTHORITY IS AUTHORIZED TO INSTALL A THIRD GENERATING UNIT AT THE TERROR LAKE HYDROELECTRIC PROJECT WITH WHATEVER FUNDS MAY BE MADE AVAILABLE FOR THAT PURPOSE.				
AGRICULTURAL ACTION COUNCIL				
FAIRBANKS LIVESTOCK PROCESSING FACILITY (ED 18-21)		350,000	350,000	
	*****	*****		
	*****	DEPARTMENT OF NATURAL RESOURCES *****		
	*****	*****		
NATURAL RESOURCE MANAGEMENT				
NATURAL RESOURCES MANAGEMENT & ADMINISTRATION				
CADASTRAL LAND SURVEY		1,815,900	1,815,900	
LAND RECORDS AUTOMATION/ALARS		84,700	84,700	
OFFSHORE MARINE BOUNDARIES		198,700	198,700	
MANAGEMENT OF FOREST/LAND/WATER RESOURCES				
FIREWOOD ACCESS ROADS (ED 16)		15,000	15,000	

1	DEPARTMENT OF NATURAL RESOURCES (CONT.)				1
2			APPROPRIATION	APPROPRIATION	FUND SOURCES
3		ALLOCATIONS	ITEMS	GENERAL FUND	OTHER FUNDS
4	MANAGEMENT OF MINERAL/ENERGY RESOURCES				4
5	SEISMIC DATA ACQUISITION		1,040,100	1,040,100	5
6	RESOURCE INVENTORY/ASSESSMENT		6,271,400	5,671,400	600,000
7	SEISMIC HAZARD PROGRAM (ED 7-15)		500,000	500,000	7
8	PARKS AND RECREATION				8
9	SILVER KING WAYSIDE IMPROVEMENTS (ED 5)		500,000	250,000	250,000
10	KENAI RIVER PARK IMPROVEMENTS (ED 5)		500,000	250,000	250,000
11	TURNAGAIN ARM SCENIC CORRIDOR DEVELOPMENT (ED 7-15)		200,000	200,000	11
12	HILL TOP SKI AREA (ED 7-15)		200,000	200,000	12
13	STATE FAIRS				13
14	ALASKA STATE FAIR (ED 16)		100,000	100,000	14
15	GRANTS TO NAMED RECIPIENTS (AS 37.05.316)				15
16	CHUGIAK DOG MUSHERS (ED 7-15)		60,000	60,000	16
17		* * * * *			17
18		* * * * * DEPARTMENT OF FISH & GAME			18
19		* * * * *			19
20	NATURAL RESOURCE MANAGEMENT				20
21	FISH AND GAME MANAGEMENT AND SUPPORT				21
22	FISH AND GAME DATA MANAGEMENT		750,000	750,000	22
23	ANILCA FEDERAL LAND PLANNING		269,700	269,700	23
24	STREAM FLOW REQUIREMENT RESEARCH		100,000	100,000	24
25	MOOSE HABITAT IMPROVEMENT		295,000	295,000	25

1	DEPARTMENT OF FISH & GAME (CONT.)				1
2			APPROPRIATION	APPROPRIATION	FUND SOURCES
3		ALLOCATIONS	ITEMS	GENERAL FUND	OTHER FUNDS
4	LAKE FERTILIZATION		862,700	862,700	
5	STIKINE RIVER STUDY		325,200	325,200	
6	UPPER COOK INLET STOCK MANAGEMENT		240,400	240,400	
7	COOK INLET SPORTS COHO REHAB. (ED 6)		51,900	51,900	
8	KENAI RIVER KING SALMON STUDY (ED 5)		305,000	305,000	
9	*****		*****		
10	***** DEPARTMENT OF TRANSPORTATION/PUBLIC FACILITIES *****				
11	*****		*****		
12	ADMINISTRATION OF JUSTICE				
13	CENTRAL REGION FACILITIES				
14	TROOPER GARAGE IN SOLDOTNA (ED 5)		130,000	130,000	
15	TRANSPORTATION				
16	CENTRAL REGION HIGHWAYS				
17	NINILCHIK DITCH (ED 5)		225,000	225,000	
18	EAST END ROAD - PHASE II (ED 5)		2,400,000	2,400,000	
19	EAGLE RIVER BRIDGE DESIGN & RIGHT OF WAY (ED 7-15)		305,000	305,000	
20	EAGLE RIVER INTERSECTION IMPROVEMENTS (ED 7-15)		125,000	125,000	
21	AMATS (ED 7-15)		8,500,000	8,500,000	
22	ALASKA TOLL BRIDGE/CAUSEWAY AUTHORITY (ED 7-15)		5,300,000	5,300,000	
23	MAT-SU ROADS FEDERAL MATCH & EMERGENCY (ED 16)		900,000	900,000	
24	CENTRAL REGION AVIATION				
25	KING SALMON-DESIGN & ENGINEER AIRSTRIP WEST		75,000	75,000	
26	APRON (ED 26)				

1	DEPARTMENT OF TRANSPORTATION/PUBLIC FACILITIES (CONT.)		1	
2		ALLOCATIONS	2	
3		APPROPRIATION	3	
4		ITEMS	4	
5		GENERAL FUND	5	
6		OTHER FUNDS	6	
4	MANOKOTAK-DESIGN & ENGINEER AIRSTRIP RESURFACING	200,000	200,000	4
5	AND CROSS STRIP CONSTRUCTION (ED 26)			5
6	CENTRAL REGION PORTS & HARBORS			6
7	PORT SAN JUAN FERRY DOCK REPAIR (ED 6)	750,000	750,000	7
8	WHITTIER - SHOTGUN COVE HARBOR (ED 6)	800,000	800,000	8
9	FEASIBILITY & PRELIMINARY DESIGN OF DOCKS-ATKA	225,000	225,000	9
10	CLARK'S POINT, IGIUGIG, LEVELOCK, MANOKOTAK (ED 26)			10
11	CENTRAL REGION FACILITIES			11
12	COOK INLET RESOURCE, PORT, TRANSPORTATION &	290,000	290,000	12
13	NEEDS STUDY (ED 7-15)			13
14	INTERIOR REGION HIGHWAYS			14
15	DAWSON/HURST ROADS DESIGN & CONSTRUCTION (ED 18-21)	500,000	500,000	15
16	IRIS LANE PAVING (ED 18-21)	82,500	82,500	16
17	ISBERG ROAD (ED 18-21)	130,000	130,000	17
18	BALLAINE ROAD BICYCLE TRAIL REPAIRS (ED 18-21)	50,000	50,000	18
19	*****	*****		19
20	***** DEPARTMENT OF ENVIRONMENTAL CONSERVATION *****			20
21	*****	*****		21
22	NATURAL RESOURCE MANAGEMENT			22
23	WATER & SEWER FACILITIES CONSTRUCTION GRANTS	12,969,300	12,969,300	23
24	SITKA - SOLID WASTE DISPOSAL SYSTEM (ED 3)	1,750,000		24
25	HOONAH - WATER SYSTEM PHASE I (ED 3)	800,000		25

1	DEPARTMENT OF ENVIRONMENTAL CONSERVATION (CONT.)		1
2			
3		ALLOCATIONS	2
4			3
5			4
6			5
7			6
8			7
9			8
10			9
11			10
12			11
13			12
14			13
15			14
16			15
17			16
18			17
19			18
20			19
21			20
22			21
23			22
1	DEPARTMENT OF ENVIRONMENTAL CONSERVATION (CONT.)		1
2			
3		ALLOCATIONS	2
4			3
5	PORT ALEXANDER - ULTRA VIOLET DISINFECTION UNIT (ED 3)	150,000	4
6	HOMER - COOPER SUBDIVISION WATER & SEWER (ED 5)	285,000	5
7	HOMER - MATTOX WATER & SEWER (ED 5)	62,500	6
8	SOLDOTNA - WATER AND SEWER EXTENSION (ED 5)	298,600	7
9	ANCHORAGE - BROWN LID (ED 7-15)	103,000	8
10	ANCHORAGE - STELLA LID (ED 7-15)	107,900	9
11	ANCHORAGE - LIBRARY LID (ED 7-15)	301,200	10
12	ANCHORAGE - ABBOTT LOOP MANOR LID (ED 7-15)	292,700	11
13	ANCHORAGE - SHACKELTON LID (ED 7-15)	70,500	12
14	ANCHORAGE - ALPINE VILLAGE LID (ED 7-15)	238,200	13
15	ANCHORAGE - ZODIAK LID (ED 7-15)	60,300	14
16	ANCHORAGE - ZURICK LID (ED 7-15)	117,900	15
17	ANCHORAGE - ROSEWOOD LID (ED 7-15)	140,200	16
18	ANCHORAGE - JUANITA LOOP/SANTA MARIA DRIVE (ED 7-15)	369,500	17
19	ANCHORAGE-DOWLING ROAD/NEW SEWARD TO PETERSBURG (ED 7-15)	101,000	18
20	ANCHORAGE - BROADMOOR ESTATES UPGRADE (ED 7-15)	14,000	19
21	ANCHORAGE - BARBARA STREET EXTENSION (ED 7-15)	55,200	20
22	ANCHORAGE-10-11 ALLEY NORTH TO P STREET UPGRADE (ED 7-15)	22,000	21
23	ANCHORAGE - MANOR STREET UPGRADE (ED 7-15)	28,400	22
24	ANCHORAGE - WEST 44TH PLACE EXTENSION (ED 7-15)	25,700	23

1	DEPARTMENT OF ENVIRONMENTAL CONSERVATION (CONT.)				1		
2			ALLOCATIONS	APPROPRIATION	APPROPRIATION FUND SOURCES	2	
3				ITEMS	GENERAL FUND	OTHER FUNDS	3
4	ANCHORAGE - ABBOTT LOOP 30 TUDOR TO 68TH (ED 7-15)		537,300				4
5	ANCHORAGE - JUANITA LOOP/SANTA MARIA DR (ED 7-15)		300,000				5
6	ANCHORAGE ATKINS LID (ED 7-15)		19,400				6
7	ANCHORAGE - 10 MG RESERVIOR GRANT INCREASE (ED 7-15)		360,000				7
8	ANCHORAGE - EAGLE RIVER SYSTEM INTER-TIES (ED 7-15)		220,000				8
9	ANCHORAGE-SOUTHEAST INTERCEPTOR/ROY TO HUFFMAN (ED 7-15)		1,250,000				9
10	ANCHORAGE - DISTRIBUTION RESERVIOR EAGLE RIVER (ED 7-15)		180,000				10
11	ANCHORAGE - PRODUCTION WELL NUMBER 14 (ED 7-15)		180,000				11
12	ANCHORAGE - SE INTERCEPTOR/HUFFMAN TO DEARMOUN (ED 7-15)		600,000				12
13	ANCHORAGE - LAKE OTIS/ABBOTT ROAD TO O'MALLEY (ED 7-15)		375,000				13
14	FAIRBANKS - NORTHEAST WATER TRANSMISSION (ED 18-21)		1,980,000				14
15	NORTH POLE - WATER TREATMENT PLANT EXPANSION (ED 18-21)		1,500,000				15
16	EKWOK - SANITATION FACILITY (ED 26)		73,000				16
17	*****			*****			17
18	***** DEPARTMENT OF COMMUNITY & REGIONAL AFFAIRS *****			*****			18
19	*****			*****			19
20	DEVELOPMENT						20
21	LOCAL GOVERNMENT ASSISTANCE						21
22	HISPANIC CULTURAL CENTER (ED 7-15)			225,000	225,000		22

1	DEPARTMENT OF COMMUNITY & REGIONAL AFFAIRS (CONT.)				1
2			APPROPRIATION	APPROPRIATION	FUND SOURCES
3		ALLOCATIONS	ITEMS	GENERAL FUND	OTHER FUNDS
4	GRANTS TO NAMED RECIPIENTS (AS 37.05.316)				
5	ALASKA BLACK LEADERSHIP CONFERENCE (ED 7-15)		200,800	200,800	
6	ALASKA BLACK LEADERSHIP CONFERENCE-HISTORY		44,000	44,000	
7	DOCUMENTARY (ED 7-15)				
8		*****			
9		***** UNIVERSITY OF ALASKA *****			
10		*****			
11	UNIVERSITY OF ALASKA				
12	UNIVERSITY OF ALASKA, FAIRBANKS				
13	RASMUSSEN LIBRARY ARCTIC/POLAR REGIONS MATERIALS (ED 18-21)		50,000	50,000	
14	RASMUSSEN LIBRARY PERIODICALS (ED 18-21)		90,000	90,000	
15	RASMUSSEN LIBRARY STUDENT LABOR POOL/SUMMER		78,000	78,000	
16	CONSTRUCTION (ED 18-21)				
17	MUSEUM FILM EDITING MACHINE (ED 18-21)		21,000	21,000	
18	ESSENTIAL EQUIPMENT (ED 18-21)		70,000	70,000	
19	KUAC REPLACEMENT PARTS (ED 18-21)		10,000	10,000	
20	KUAC SIGNAL IMPROVEMENT (ED 18-21)		30,000	30,000	
21	MUSEUM (ED 18-21)		152,000	152,000	
22	ARCTIC CHAMBER ORCHESTRA (ED 18-21)		35,000	35,000	
23	DORMITORY (ED 18-21)		11,000,000	11,000,000	
24	KUAC FM REMOTE PACKAGE (ED 18-21)		11,500	11,500	
25	EMERGENCY EQUIPMENT (ED 18-21)		6,100	6,100	

1	UNIVERSITY OF ALASKA (CONT.)				1
2			APPROPRIATION	APPROPRIATION	FUND SOURCES
3		ALLOCATIONS	ITEMS	GENERAL FUND	OTHER FUNDS
4	REPAIR/RENOVATION/EQUIPMENT (ED 18-21)		100,000	100,000	4
5	MUSEUM - FILM PROJECT (ED 18-21)		60,000	60,000	5
6	ORGANIZED RESEARCH				6
7	AGRICULTURAL EXPERIMENT STATION RESEARCH		36,000	36,000	7
8	COORDINATION PROJECT (ED 18-21)				8
9	UNIVERSITY OF ALASKA, ANCHORAGE				9
10	UAA/ACC STUDENT HOUSING PHASE I (ED 7-15)		5,000,000	5,000,000	10
11	CLASSROOM BUILDING PHASE I (ED 7-15)		15,000,000	15,000,000	11
12	LAND ACQUISITION		9,900,000	9,900,000	12
13	BOOK PURCHASES (ED 7-15)		100,000	100,000	13
14	STUDENT SERVICES - ATHLETICS/SPORTS CENTER (ED 7-15)		150,000	150,000	14
15	ALASKA DYSLEXIA VIDEO FILM (ED 7-15)		86,300	86,300	15
16	UNIVERSITY OF ALASKA, JUNEAU				16
17	EQUIPMENT AND BUILDING RENOVATION (ED 4)		842,000	842,000	17
18	ANCHORAGE COMMUNITY COLLEGE				18
19	NEW APPLIED SCIENCE FACILITY EQUIPMENT (ED 7-15)		165,500	165,500	19
20	CCREE				20
21	RENOVATIONS AND REPAIRS		2,000,000	2,000,000	21
22	KODIAK COMMUNITY COLLEGE				22
23	EQUIPMENT (ED 27)		16,000	16,000	23
24	SITKA COMMUNITY COLLEGE				24
25	CLASSROOM FACILITY DESIGN PHASE II (ED 3)		570,000	570,000	25

1	UNIVERSITY OF ALASKA (CONT.)				1
2			APPROPRIATION	APPROPRIATION FUND SOURCES	2
3		ALLOCATIONS	ITEMS	GENERAL FUND	OTHER FUNDS
4	RURAL EDUCATION				
5	NAKNEK/KING SALMON RURAL EDUCATION CENTER (ED 26)		22,000	22,000	5
6	*****		*****		6
7	GRANTS TO MUNICIPALITIES (AS 37.05.315)		*****		7
8	*****		*****		8
9	EDUCATION				9
10	ED 1 KETCHIKAN - WRANGELL - PETERSBURG				10
11	KETCHIKAN - REVILLA ALTERNATIVE HIGH SCHOOL		250,000	250,000	11
12	PETERSBURG - SCHOOL IMPROVEMENTS (ED 1)		287,000	287,000	12
13	ED 2 INSIDE PASSAGE - CORDOVA				13
14	CRAIG - SCHOOL SITE PREPARATION/GYM RENOVATION (ED 2)		85,000	85,000	14
15	YAKUTAT - OLD SCHOOL RENOVATION (ED 2)		50,000	50,000	15
16	ED 3 BARANOF - CHICHAGOF				16
17	SITKA - SCHOOL ROOF REPAIRS (ED 3)		191,700	191,700	17
18	HOONAH - MULTI-PURPOSE EDUCATION FACILITY (ED 3)		3,254,000	3,254,000	18
19	ED 7-15 ANCHORAGE DISTRICT				19
20	ANCHORAGE - HEADQUARTERS LIBRARY BOOKS (ED 7-15)		274,200	274,200	20
21	ANCHORAGE - VOCATIONAL TRAINING SCHOOL		113,000	113,000	21
22	PLANNING AND DESIGN (ED 7-15)				22
23	ED 16 MATANUSKA - SUSITNA				23
24	PALMER LIBRARY (ED 16)		1,000,000	1,000,000	24
25	ED 18-21 FAIRBANKS DISTRICT				25
26	FAIRBANKS - EMPRESS THEATER ORGAN PURCHASE/		75,000	75,000	26

--

1	GRANTS TO MUNICIPALITIES (AS 37.05.315) (CONT.)				1
2			APPROPRIATION	APPROPRIATION	FUND SOURCES
3		ALLOCATIONS	ITEMS	GENERAL FUND	OTHER FUNDS
4	RELOCATION (ED 18-21)				
5	FAIRBANKS NORTH STAR BOROUGH				
6	WIEN LIBRARY COMPUTER (ED 18-21)		72,000	72,000	
7	NORTH POLE JUNIOR HIGH SCHOOL BLEACHERS AND		150,000	150,000	
8	ELECTRICAL SERVICE (ED 18-21)				
9	MEN'S HOCKEY TOURNAMENT (ED 18-21)		100,000	100,000	
10	ARCTIC WINTER GAMES (ED 18-21)		85,000	85,000	
11	HAMME/WESTCOTT POOLS REHABILITATION (ED 18-21)		1,300,000	1,300,000	
12	LIBRARY COLLECTION DEVELOPMENT (ED 18-21)		75,000	75,000	
13	KODIAK ISLAND BOROUGH				
14	KODIAK ISLAND SCHOOL UPGRADE (ED 27)		169,000	169,000	
15	MATANUSKA SUSITNA BOROUGH				
16	MATANUSKA SUSITNA BOROUGH SCHOOL LIFE		250,000	250,000	
17	SAFETY REPAIR (ED 16)				
18	MUSEUMS AND HISTORICAL MONUMENT (ED 16)		65,000	65,000	
19	HEALTH				
20	ED 2 INSIDE PASSAGE - CORDOVA				
21	CORDOVA - HOSPITAL (ED 2)		6,000,000	6,000,000	
22	CRAIG - AMBULANCE (ED 2)		10,000	10,000	
23	ED 6 NORTH KENAI - SOUTH COAST				
24	WHITTIER - HEALTH FACILITY EQUIPMENT (ED 6)		36,300	36,300	
25	ED 7-15 ANCHORAGE DISTRICT				
26	ANCHORAGE - COMMUNITY MENTAL HEALTH CENTER (ED 7-15)		800,000	800,000	

--

1	GRANTS TO MUNICIPALITIES (AS 37.05.315) (CONT.)				1
2			APPROPRIATION	APPROPRIATION	FUND SOURCES
3		ALLOCATIONS	ITEMS	GENERAL FUND	OTHER FUNDS
4	ED 22 NORTH SLOPE - KOTZEBUE				4
5	AMBLER - CLINIC IMPROVEMENTS (ED 22)		50,000	50,000	5
6	ED 23 NORTON SOUND				6
7	SHAKTOOLIK - HEALTH CLINIC/WASHETERIA (ED 23)		100,000	100,000	7
8	ED 24 INTERIOR RIVERS				8
9	SHAGELUK - CLINIC (ED 24)		150,000	150,000	9
10	HUSLIA - EMERGENCY/HEALTH EQUIPMENT (ED 24)		30,000	30,000	10
11	ED 25 LOWER KUSKOKWIM				11
12	BETHEL - PREMATERNAL HOME (ED 25)		47,500	47,500	12
13	KENAI PENINSULA BOROUGH				13
14	SOUTH PENINSULA HOSPITAL DISTRICT - HOSPITAL		825,000	825,000	14
15	CONSTRUCTION (ED 5)				15
16	NATURAL RESOURCE MANAGEMENT				16
17	ED 1 KETCHIKAN - WRANGELL - PETERSBURG				17
18	KETCHIKAN - MENTAL HEALTH WATER AND SEWER (ED 1)		35,000	35,000	18
19	SAXMAN REVILLA - EVERGREEN WATER AND SEWER (ED 1)		125,000	125,000	19
20	SAXMAN - TOTEM POLE RESTORATION PROJECT (ED 1)		90,000	90,000	20
21	ED 2 INSIDE PASSAGE - CORDOVA				21
22	KLAWOCK - TOTEM PARK IMPROVEMENTS (ED 2)		25,000	25,000	22
23	THORNE BAY - SEWAGE LIFT STATION (ED 2)		50,000	50,000	23
24	ED 3 BARANOF - CHICHAGOF				24
25	SITKA - BLUE LAKE WATER SOURCE (ED 3)		2,140,000	2,140,000	25

1 GRANTS TO MUNICIPALITIES (AS 37.05.315) (CONT.)		APPROPRIATION		APPROPRIATION FUND SOURCES	
	ALLOCATIONS	ITEMS	GENERAL FUND	OTHER FUNDS	
2					2
3					3
4	SITKA - PARKS & RECREATION UPGRADE & IMPROVEMENT (ED 3)	100,000	100,000		4
5	HOONAH - WATER SYSTEM PHASE I (ED 3)	482,000	482,000		5
6	ED 4 JUNEAU				6
7	JUNEAU - RESERVIOR-WEST JUNEAU (ED 4)	226,400	226,400		7
8	JUNEAU - WELL NUMBER 3 CONNECTION (ED 4)	37,500	37,500		8
9	JUNEAU - SWITZER CREEK TO AIRPORT WATER PROJECT (ED 4)	868,800	868,800		9
10	JUNEAU - VALLEY WELL TESTING (ED 4)	90,000	90,000		10
11	JUNEAU - PINWOOD PARK AREA WATER PROJECT (ED 4)	932,000	932,000		11
12	JUNEAU - SWITZER CREEK TO AIRPORT DISTRICT WATER (ED 4)	172,500	172,500		12
13	JUNEAU - AIRPORT TO AUKE LAKE WATER PROJECT (ED 4)	752,200	752,200		13
14	JUNEAU - 12TH STREET WATER PROJECT (ED 4)	250,000	250,000		14
15	JUNEAU - WATERLINE REPLACEMENT (ED 4)	150,000	150,000		15
16	ED 6 NORTH KENAI - SOUTH COAST				16
17	VALDEZ - LOOP ROAD WATER DISTRICT SYSTEM (ED 6)	554,200	554,200		17
18	SEWARD - LOWELL CREEK STORM SEWER REPAIR (ED 6)	3,100,000	3,100,000		18
19	ED 7-15 ANCHORAGE DISTRICT				19
20	ANCHORAGE - SHIP CREEK WATER TREATMENT PLANT (ED 7-15)	3,300,000	3,300,000		20
21	ANCHORAGE - EKLUTNA WATER PROJECT (ED 7-15)	16,650,000	16,650,000		21
22	ANCHORAGE - SOUTH ANCHORAGE WATER DEVELOPMENT (ED 7-15)	4,000,000	4,000,000		22
23	ANCHORAGE - SOCCER/SOFTBALL FIELD DEVELOPMENT (ED 7-15)	800,000	800,000		23

1	GRANTS TO MUNICIPALITIES (AS 37.05.315) (CONT.)				1
2			APPROPRIATION	APPROPRIATION FUND SOURCES	2
3		ALLOCATIONS	ITEMS	GENERAL FUND	OTHER FUNDS
4	ANCHORAGE - PARK DEVELOPMENT IMPROVEMENTS/		162,000	162,000	4
5	OCEANVIEW BLUFF PARK/JOHN'S PARK AND STEPHENSON PARK (ED				5
6	7-15)				6
7	ANCHORAGE - ISAAC WALTON LEAGUE SHOOTING RANGE		50,000	50,000	7
8	LAND PURCHASE (ED 7-15)				8
9	ANCHORAGE - ED 11 DRAINAGE (ED 7-15)		80,000	80,000	9
10	ANCHORAGE - WOODSTAVE LINE REPLACEMENT (ED 7-15)		153,000	153,000	10
11	ANCHORAGE - LAKE OTIS PARK AMERICAN LEGION FIELD (ED 7-15)		135,000	135,000	11
12	ANCHORAGE - VALLEY STREET NEIGHBORHOOD PARK (ED 7-15)		90,900	90,900	12
13	ANCHORAGE - CHUGACH FOOTHILLS PARKS IMPROVEMENTS (ED 7-15)		50,000	50,000	13
14	ED 16 MATANUSKA - SUSITNA				14
15	WASILLA - WASTEWATER FACILITY (ED 16)		3,121,500	3,121,500	15
16	PALMER - SEWAGE PLANT EXPANSION (ED 16)		2,370,000	2,370,000	16
17	WASILLA - PARKS IMPROVEMENTS (ED 16)		75,000	75,000	17
18	ED 17 INTERIOR HIGHWAYS				18
19	NENANA - WATER AND SEWER SYSTEM PHASE II (ED 17)		45,000	45,000	19
20	ED 18-21 FAIRBANKS DISTRICT				20
21	FAIRBANKS - VAN HORN INTERCEPTOR (ED 18-21)		360,000	360,000	21
22	FAIRBANKS - DOWNTOWN UTILITY UPGRADE (ED 18-21)		1,465,900	1,465,900	22
23	ED 22 NORTH SLOPE - KOTZEBUE				23
24	KAKTOVIK - GREY WATER FACILITY (ED 22)		450,000	450,000	24

1	GRANTS TO MUNICIPALITIES (AS 37.05.315) (CONT.)				1
2			APPROPRIATION	APPROPRIATION	FUND SOURCES
3		ALLOCATIONS	ITEMS	GENERAL FUND	OTHER FUNDS
4	NOORVIK - WATER & SEWER EXPANSION (ED 22)		600,000	600,000	
5	KOTZEBUE - WATER & SEWER EXPANSION (ED 22)		1,100,000	1,100,000	
6	ED 23 NORTON SOUND				
7	CHEVAK - WATER & SEWER PROJECT (ED 23)		798,000	798,000	
8	GAMBELL - WATER & SEWER (ED 23)		15,000	15,000	
9	KOTLIK - WATER & SEWER (ED 23)		22,000	22,000	
10	NOME - WATER & SEWER SYSTEM (ED 23)		1,000,000	1,000,000	
11	SCAMMON BAY - WATER & SEWER (ED 23)		350,000	350,000	
12	SAVOONGA - WATER AND SEWER (ED 23)		450,000	450,000	
13	SAVOONGA - PUNIK ISLAND WATER TANK (ED 23)		2,000	2,000	
14	SHAKTOOLIK - FISHERIES BUILDING (ED 23)		75,000	75,000	
15	STEBBINS - REINDEER AND COMMERCIAL FISH		66,000	66,000	
16	FEASIBILITY STUDY (ED 23)				
17	WALES - WATER AND SEWER FEASIBILITY STUDY (ED 23)		50,000	50,000	
18	ED 24 INTERIOR RIVERS				
19	FORT YUKON - WATER & SEWER SYSTEM (ED 24)		3,700,000	3,700,000	
20	GALENA - WATER & SEWER (ED 24)		2,500,000	2,500,000	
21	MCGRATH - WATER DELIVERY PHASE I (ED 24)		1,150,000	1,150,000	
22	NULATO - WATER & SEWER PHASE I (ED 24)		1,000,000	1,000,000	
23	FORT YUKON - AGRICULTURE (ED 24)		20,000	20,000	
24	HUGHES - WATER AND SEWER REPAIRS (ED 24)		121,000	121,000	
25	PILOT STATION - WATER AND SEWER REPAIRS (ED 24)		80,000	80,000	

1	GRANTS TO MUNICIPALITIES (AS 37.05.315) (CONT.)				1
2			APPROPRIATION	APPROPRIATION	FUND SOURCES
3		ALLOCATIONS	ITEMS	GENERAL FUND	OTHER FUNDS
4	HISTORICAL PRESERVATION (ED 16)		236,000	236,000	4
5	MAT-SU ICE ARENA RESTROOMS AND EQUIPMENT (ED 16)		125,000	125,000	5
6	PUBLIC PROTECTION				6
7	ED 2 INSIDE PASSAGE - CORDOVA				7
8	CORDOVA - FIRE ENGINE (ED 2)		75,000	75,000	8
9	ANGOON - CITY HALL/COURTROOM CONSTRUCTION (ED 2)		50,000	50,000	9
10	ED 3 BARANOF - CHICHAGOF				10
11	PELICAN - FIRE TRUCK (ED 3)		75,000	75,000	11
12	TENAKEE - SEARCH AND RESCUE VESSEL (ED 3)		20,000	20,000	12
13	ED 6 NORTH KENAI - SOUTH COAST				13
14	VALDEZ - FIRE STATION REPAIRS (ED 6)		65,000	65,000	14
15	ED 18-21 FAIRBANKS DISTRICT				15
16	NORTH POLE - FIRE DEPARTMENT EQUIPMENT (ED 18-21)		40,300	40,300	16
17	ED 22 NORTH SLOPE - KOTZEBUE				17
18	KOTZEBUE - SNORKEL LADDER FIRE TRUCK (ED 22)		100,000	100,000	18
19	NOORVIK - FIRE EQUIPMENT/STATION UPGRADE (ED 22)		25,000	25,000	19
20	ED 23 NORTON SOUND				20
21	SAVOONGA - SEARCH AND RESCUE (ED 23)		25,000	25,000	21
22	STEBBINS - PUBLIC SAFETY BUILDING (ED 23)		100,000	100,000	22
23	ED 24 INTERIOR RIVERS				23
24	NIKOLAI - FIRE EQUIPMENT (ED 24)		30,000	30,000	24
25	ED 26 BRISTOL BAY - ALEUTIAN ISLANDS				25
26	ALEKNAGIK - FIRE FIGHTING EQUIPMENT (ED 26)		81,600	81,600	26

1	GRANTS TO MUNICIPALITIES (AS 37.05.315) (CONT.)				1
2		ALLOCATIONS	APPROPRIATION	APPROPRIATION	FUND SOURCES
3			ITEMS	GENERAL FUND	OTHER FUNDS
4	DILLINGHAM - FIRE SUBSTATION AND EQUIPMENT (ED 26)		375,000	375,000	
5	FAIRBANKS NORTH STAR BOROUGH				
6	BOROUGH FIRE SERVICE AREA PROJECTS (ED 18-21)		960,300	960,300	
7	NORTH POLE EMERGENCY EQUIPMENT (ED 18-21)		11,000	11,000	
8	SALCHA EMERGENCY EQUIPMENT (ED 18-21)		8,300	8,300	
9	FMH - EMERGENCY EQUIPMENT (ED 18-21)		6,000	6,000	
10	MATANUSKA-SUSITNA BOROUGH				
11	FIREHALLS, FIRE EQUIPMENT, EMS EQUIPMENT (ED 16)		1,060,000	1,060,000	
12	ADMINISTRATION OF JUSTICE				
13	ED 2 INSIDE PASSAGE - CORDOVA				
14	HYDABURG - JAIL FACILITIES (ED 2)		50,000	50,000	
15	ED 7-15 ANCHORAGE DISTRICT				
16	ANCHORAGE - POLICE HEADQUARTERS ROOF (ED 7-15)		400,000	400,000	
17	ED 18-21 FAIRBANKS DISTRICT				
18	NORTH POLE - PUBLIC SAFETY EQUIPMENT (ED 18-21)		100,000	100,000	
19	ED 27 KODIAK - EAST ALASKA PENNINSULA				
20	KODIAK - JAIL ADDITION (ED 27)		400,000	400,000	
21	KODIAK - POLICE DOGS (ED 27)		25,000	25,000	
22	DEVELOPMENT				
23	ED 1 KETCHIKAN - WRANGELL - PETERSBURG				
24	KUPREANOF - TOWN HALL (ED 1)		40,000	40,000	
25	ED 2 INSIDE PASSAGE - CORDOVA				
26	KAKE - TEEN CENTER RENOVATION (ED 2)		20,000	20,000	

1	GRANTS TO MUNICIPALITIES (AS 37.05.315) (CONT.)		1
2		ALLOCATIONS	2
3		APPROPRIATION	3
4		ITEMS	4
5		GENERAL FUND	5
6		OTHER FUNDS	6
7			7
8			8
9			9
10			10
11			11
12			12
13			13
14			14
15			15
16			16
17			17
18			18
19			19
20			20
21			21
22			22
23			23
24			24
1	GRANTS TO MUNICIPALITIES (AS 37.05.315) (CONT.)		1
2		ALLOCATIONS	2
3		APPROPRIATION	3
4		ITEMS	4
5		GENERAL FUND	5
6		OTHER FUNDS	6
7			7
8	BUILDING PHASE I (ED 2)		8
9	ED 6 NORTH KENAI - SOUTH COAST		9
10	SEWARD - ELECTRICAL INTERTIE (ED 6)	1,800,000	10
11	SEWARD - COAL LOADING FACILITY (ED 6)	500,000	11
12	ED 7-15 ANCHORAGE DISTRICT		12
13	ANCHORAGE - UTILITY RATE-PAYER RESEARCH PROJECT (ED 7-15)	130,000	13
14	ED 16 MATANUSKA - SUSITNA		14
15	PALMER - SENIOR CENTER (ED 16)	125,000	15
16	WASILLA - SENIOR CENTER GARAGE (ED 16)	100,000	16
17	ED 18-21 FAIRBANKS DISTRICT		17
18	FAIRBANKS - SOUTH FAIRBANKS COMMUNITY CENTER (ED 18-21)	250,000	18
19	FAIRBANKS - STERNWHEELER NENANA	175,000	19
20	RESTORATION/STABILIZATION (ED 18-21)		20
21	FAIRBANKS - MUS TELEPHONE EXPANSION (ED 18-21)	110,000	21
22	ED 22 NORTH SLOPE - KOTZEBUE		22
23	BARROW - COMMUNITY CENTER (ED 22)	3,000,000	23
24	NOORVIK - YOUTH RECREATION (ED 22)	20,000	24

1	GRANTS TO MUNICIPALITIES (AS 37.05.315) (CONT.)				1
2			APPROPRIATION	APPROPRIATION	FUND SOURCES
3		ALLOCATIONS	ITEMS	GENERAL FUND	OTHER FUNDS
4	SELAWIK - WASHETERIA (ED 22)		500,000	500,000	
5	ED 23 NORTON SOUND				
6	BREVIG MISSION - COMBINED FACILITY (ED 23)		100,000	100,000	
7	GAMBELL - COMBINED FACILITY (ED 23)		275,000	275,000	
8	HOOPER BAY - ECONOMICAL COMPREHENSIVE		100,000	100,000	
9	DEVELOPMENT PLAN (ED 23)				
10	HOOPER BAY - MUNICIPAL BUILDING (ED 23)		100,000	100,000	
11	SAVOONGA - OFFICE BUILDING (ED 23)		85,000	85,000	
12	SHELDON POINT - ELECTRICAL GENERATION SYSTEM (ED 23)		225,000	225,000	
13	WHITE MOUNTAIN - COMBINED FACILITY (ED 23)		190,000	190,000	
14	NOME-NOME ESKIMO COMMUNITY BUILDING & WAREHOUSE (ED 23)		40,000	40,000	
15	NOME - NOME ESKIMO COMMUNITY GREENHOUSE (ED 23)		20,000	20,000	
16	NOME - NOME ESKIMO COMMUNITY NATIVE FOOD		65,000	65,000	
17	PROCESSING STUDY AND PLANT CONSTRUCTION (ED 23)				
18	NOME-NOME ESKIMO COMMUNITY RESOURCE DEVELOPMENT		75,000	75,000	
19	ARTS AND CRAFTS EQUIPMENT PURCHASE (ED 23)				
20	ED 24 INTERIOR RIVERS				
21	SHAGELUK - COMMUNITY HALL SHORTFALL (ED 24)		10,000	10,000	
22	ANVIK - CITY HALL (ED 24)		130,000	130,000	
23	CHUATHBALUK - COMMUNITY FACILITY (ED 24)		200,000	200,000	
24	MOUNTAIN VILLAGE - COMMUNITY BUILDING (ED 24)		225,000	225,000	

1	GRANTS TO MUNICIPALITIES (AS 37.05.315) (COHT.)				1
2			APPROPRIATION	APPROPRIATION	FUND SOURCES
3		ALLOCATIONS	ITEMS	GENERAL FUND	OTHER FUNDS
4	NULATO - SURVEY (ED 24)		12,000	12,000	4
5	NULATO - SENIOR HOUSING (ED 24)		21,000	21,000	5
6	RUBY - COMMUNITY INFORMATION SERVICES (ED 24)		90,000	90,000	6
7	TANANA - FACILITY IMPROVEMENTS (ED 24)		200,000	200,000	7
8	TANANA - MISSION RESTORATION (ED 24)		85,000	85,000	8
9	TULUKSAK - CITY OFFICE BUILDING (ED 24)		150,000	150,000	9
10	GALENA - ENERGY RETROFIT (ED 24)		25,000	25,000	10
11	FORTUNA LEDGE - MULTI-USE BUILDING SHORTFALL (ED 24)		40,000	40,000	11
12	ED 25 LOWER KUSKOKWIM				12
13	KWIGILLINGOK - CITY OFFICES (ED 25)		100,000	100,000	13
14	ED 26 BRISTOL BAY - ALEUTIAN ISLANDS				14
15	NONDALTON - MUNICIPAL BUILDING COMPLETION (ED 26)		80,000	80,000	15
16	ST PAUL - MUNICIPAL PLANNING AND COMMUNITY		85,000	85,000	16
17	DEVELOPMENT (ED 26)				17
18	TOGIAK - MUNICIPAL LAND SURVEY (ED 26)		14,200	14,200	18
19	NORTH SLOPE BOROUGH				19
20	NUIQSUT - LIQUIFIED NATURAL GAS PROJECT (ED 22)		750,000	750,000	20
21	POINT HOPE - WATER DELIVERY VEHICLE (ED 22)		75,000	75,000	21
22	ARCTIC NETWORK POLICY PROJECT (ED 22)		127,500	127,500	22
23	FAIRBANKS NORTH STAR BOROUGH				23
24	CAPITAL PROJECTS PRE-DESIGN FUND (ED 18-21)		200,000	200,000	24
25	NOYES SLOUGH CLEAN-UP (ED 18-21)		306,800	306,800	25

1	GRANTS TO MUNICIPALITIES (AS 37.05.315) (CONT.)				1
2		ALLOCATIONS	APPROPRIATION	APPROPRIATION	FUND SOURCES
3			ITEMS	GENERAL FUND	OTHER FUNDS
4	TRANSPORTATION				
5	ED 1 KETCHIKAN - WRANGELL - PETERSBURG				
6	KETCHIKAN - MT POINT & MUD BIGHT SUBDIVISION		300,000	300,000	
7	IMPROVEMENT (ED 1)				
8	ED 2 INSIDE PASSAGE - CORDOVA				
9	HAINES - CHILKAT CENTER PARKING LOT (ED 2)		50,000	50,000	
10	HAINES - LUTAK DOCK CAMPER PARK (ED 2)		20,000	20,000	
11	HAINES - WATERFRONT/ASMA IMPROVEMENTS (ED 2)		50,000	50,000	
12	HYDABURG - ROAD TO SUBDIVISION (ED 2)		27,000	27,000	
13	KLAWOCK - ROAD IMPROVEMENTS (ED 2)		50,000	50,000	
14	SKAGWAY - HISTORIC DISTRICT STORM DRAIN & PAVING (ED 2)		35,000	35,000	
15	SKAGWAY - SMALL BOAT HARBOR UPGRADE (ED 2)		20,000	20,000	
16	YAKUTAT - ROAD REPAIRS (ED 2)		20,000	20,000	
17	ED 3 BARANOF - CHICHAGOF				
18	SITKA-GRANITE CREEK PEDESTRIAN BRIDGE/BIKE PATH/ WALKWAY (ED 3)		84,000	84,000	
19	ED 4 JUNEAU				
20	JUNEAU - EGAN DRIVE INTERCHANGE (ED 4)		50,000	50,000	
21	JUNEAU - MENDENHALL RIVER GREENBELT (ED 4)		800,000	800,000	
22	ED 5 KENAI - COOK INLET				
23	KENAI - STREET IMPROVEMENTS (ED 5)		884,000	884,000	
24	HOMER - STREET IMPROVEMENTS (ED 5)		632,000	632,000	
25					

1 GRANTS TO MUNICIPALITIES (AS 37.05.315) (CONT.)		APPROPRIATION		APPROPRIATION FUND SOURCES	1	
2		ALLOCATIONS	ITEMS	GENERAL FUND	OTHER FUNDS	2
3						3
4	SELDOVIA - ROAD IMPROVEMENTS (ED 5)		50,000	50,000		4
5	SOLDOTNA - STREET IMPROVEMENTS (ED 5)		550,000	550,000		5
6	SOLDOTNA - AIRPORT EXPANSION PROJECT (ED 5)		140,000	140,000		6
7	ED 6 NORTH KENAI - SOUTH COAST					7
8	VALDEZ - BOAT HARBOR (ED 6)		1,000,000	1,000,000		8
9	ED 7-15 ANCHORAGE DISTRICT					9
10	ANCHORAGE - FOOTPATHS CONSTRUCTION ED 8 (ED 7-15)		300,000	300,000		10
11	ANCHORAGE - BIRCH ROAD BIKE TRAIL (ED 7-15)		150,000	150,000		11
12	ANCHORAGE-LITTLE RABBIT CREEK/POTTER VALLEY		85,000	85,000		12
13	STORM DRAINAGE STUDY (ED 7-15)					13
14	ANCHORAGE-OLD SEWARD HIGHWAY-KLATT ROAD BIKE		380,000	380,000		14
15	TRAIL (ED 7-15)					15
16	ANCHORAGE-ED 10 ROAD IMPROVEMENT MATCH (ED 7-15)		556,400	556,400		16
17	ANCHORAGE-ED 11 MISCELLANEOUS ALLEY IMPROVEMENTS (ED 7-15)		504,000	504,000		17
18	ANCHORAGE - TURNAGAIN BOULEVARD RECONSTRUCTION (ED 7-15)		200,000	200,000		18
19	ANCHORAGE - MERRILL FIELD AIRPORT TERMINAL (ED 7-15)		150,000	150,000		19
20	ANCHORAGE - SPEED SAFETY LIGHTS & SPEED BUMPS (ED 7-15)		40,000	40,000		20
21	ANCHORAGE - BAXTER ROAD BIKE TRAIL/WALKWAY (ED 7-15)		380,000	380,000		21
22	ANCHORAGE - CAMPBELL CREEK TRAIL BRIDGES (ED 7-15)		100,000	100,000		22
23	ANCHORAGE - TUDOR/MULDOON ROAD IMPROVEMENT (ED 7-15)		150,000	150,000		23

1	GRANTS TO MUNICIPALITIES (AS 37.05.315) (CONT.)		1
2		ALLOCATIONS	2
3		APPROPRIATION	3
4		ITEMS	4
5		GENERAL FUND	5
6		OTHER FUNDS	6
4	ANCHORAGE - EAST SIXTH AVENUE UPGRADE (ED 7-15)	490,000	490,000
5	ANCHORAGE - LAKE OTIS EXTENSION (ED 7-15)	1,400,000	1,400,000
6	ANCHORAGE - A-C RIGHT OF WAY (ED 7-15)	2,000,000	2,000,000
7	ANCHORAGE - DENALI - 36TH TO 40TH (ED 7-15)	400,000	400,000
8	ANCHORAGE -6TH AVENUE ROAD IMPROVEMENT (ED 7-15)	750,000	750,000
9	ANCHORAGE - DUBEN STREET ROAD IMPROVEMENT (ED 7-15)	700,000	700,000
10	ANCHORAGE - CREEKSIDE STREET ROAD IMPROVEMENT (ED 7-15)	150,000	150,000
11	ANCHORAGE - PORT OF ANCHORAGE (ED 7-15)	2,800,000	2,800,000
12	ED 7-15 ANCHORAGE DISTRICT 11 ROADS	1,000,000	1,000,000
13	SPENARD/MCCRAE (ED 7-15)	200,000	
14	WISCONSIN (ED 7-15)	10,000	
15	TURNAGAIN (ED 7-15)	790,000	
16	ED 16 MATANUSKA - SUSITNA		
17	HOUSTON - ROADS (ED 16)	480,000	480,000
18	WASILLA - ROAD MAINTENANCE EQUIPMENT (ED 16)	125,000	125,000
19	ED 17 INTERIOR HIGHWAYS		
20	ANDERSON - ROAD IMPROVEMENTS (ED 17)	800,000	800,000
21	NENANA - ROAD IMPROVEMENTS (ED 17)	185,000	185,000
22	ED 18-21 FAIRBANKS DISTRICT		
23	FAIRBANKS - PUBLIC WORKS EQUIPMENT (ED 18-21)	245,000	245,000
24	FAIRBANKS - CITY STREET DESIGN & CONSTRUCTION (ED 18-21)	1,000,000	1,000,000

1	GRANTS TO MUNICIPALITIES (AS 37.05.315) (CONT.)				1
2			APPROPRIATION	APPROPRIATION	FUND SOURCES
3		ALLOCATIONS	ITEMS	GENERAL FUND	OTHER FUNDS
4	FAIRBANKS - FDA BAR BLOCK PARKING GARAGE,		4,725,000	4,725,000	4
5	NORDSTROM LAND ACQUISITION (ED 18-21)				5
6	ED 22 NORTH SLOPE - KOTZEBUE				6
7	BUCKLAND - CITY STREETS (ED 22)		200,000	200,000	7
8	WAINWRIGHT RECREATION ROAD (ED 22)		562,500	562,500	8
9	ED 23 NORTON SOUND				9
10	GOLOVIN - HEAVY EQUIPMENT (ED 23)		221,000	221,000	10
11	KOTLIK - AIRPORT UPGRADE (ED 23)		1,500,000	1,500,000	11
12	KOYUK - CITY STREETS COMPLETION (ED 23)		100,000	100,000	12
13	KOYUK - HEAVY EQUIPMENT (ED 23)		250,000	250,000	13
14	ST MICHAEL - HEAVY EQUIPMENT (ED 23)		275,000	275,000	14
15	SCAMMON BAY - HEAVY EQUIPMENT (ED 23)		250,000	250,000	15
16	SCAMMON BAY - RUNWAY LIGHTS (ED 23)		325,000	325,000	16
17	TELLER - SEAWALL PROJECT (ED 23)		200,000	200,000	17
18	TELLER - ROAD EQUIPMENT & MAINTENANCE (ED 23)		250,000	250,000	18
19	UNALAKLEET - EMERGENCY LIGHTING (ED 23)		25,000	25,000	19
20	WALES - LOPP LAGOON ROAD COMPLETION (ED 23)		100,000	100,000	20
21	WALES - SMALL BOAT HARBOR FEASIBILITY STUDY (ED 23)		50,000	50,000	21
22	WALES - HEAVY EQUIPMENT SHELTER COMPLETION (ED 23)		35,000	35,000	22
23	ED 24 INTERIOR RIVERS				23
24	HUSLIA - EROSION CONTROL (ED 24)		150,000	150,000	24
25	ALLAKAKET - MAINTENANCE GARAGE (ED 24)		60,000	60,000	25

1	GRANTS TO MUNICIPALITIES (AS 37.05.315) (CONT.)				1
2			APPROPRIATION	APPROPRIATION	FUND SOURCES
3		ALLOCATIONS	ITEMS	GENERAL FUND	OTHER FUNDS
4	ALLAKAKET - TRUCK (ED 24)		25,000	25,000	4
5	ANIAK - ROAD IMPROVEMENT AND CONSTRUCTION (ED 24)		200,000	200,000	5
6	FORT YUKON - ROADS (ED 24)		350,000	350,000	6
7	GALENA - HEAVY EQUIPMENT (ED 24)		175,000	175,000	7
8	HOLY CROSS - AIRPORT EXTENSION (ED 24)		360,000	360,000	8
9	KALTAG - MAINTENANCE GARAGE (ED 24)		100,000	100,000	9
10	LOWER KALSKAG - DUMP TRUCK (ED 24)		40,000	40,000	10
11	MCGRATH - ROADS (ED 24)		200,000	200,000	11
12	MOUNTAIN VILLAGE - VILLAGE MAINTENANCE FACILITY (ED 24)		80,000	80,000	12
13	NULATO - ROADS (ED 24)		150,000	150,000	13
14	PILOT STATION - GRAVEL (ED 24)		40,000	40,000	14
15	RUBY - HEAVY EQUIPMENT (ED 24)		150,000	150,000	15
16	RUSSIAN MISSION - ROAD AND FACILITY (ED 24)		75,000	75,000	16
17	SHAGELUK - BARGE ENGINE (ED 24)		25,000	25,000	17
18	ED 25 LOWER KUSKOKWIM				18
19	EEK - ROAD DEVELOPMENT (ED 25)		450,000	450,000	19
20	KASIGLUK - EROSION STUDY (ED 25)		40,000	40,000	20
21	NAPAKIAK - EROSION CONTROL STUDY (ED 25)		75,000	75,000	21
22	ED 26 BRISTOL BAY - ALEUTIAN ISLANDS				22
23	AKUTAN - DOCK PLANNING AND ENGINEERING (ED 26)		200,000	200,000	23
24	ALEKNAGIK - AIRPORT SHELTER/DEPOT (ED 26)		15,000	15,000	24
25	ALEKNAGIK - HEAVY EQUIPMENT (ED 26)		55,000	55,000	25

1	GRANTS TO MUNICIPALITIES (AS 37.05.315) (CONT.)				1
2			APPROPRIATION	APPROPRIATION	FUND SOURCES
3		ALLOCATIONS	ITEMS	GENERAL FUND	OTHER FUNDS
4	ALEKNAGIK - STREET LIGHTING (ED 26)		60,000	60,000	4
5	ALEKNAGIK-MAINTENANCE/EQUIPMENT STORAGE BUILDING (ED 26)		84,000	84,000	5
6	DILLINGHAM-DESIGN & CONSTRUCTION OF STREET		400,000	400,000	6
7	IMPROVEMENTS (ED 26)				7
8	NEW STUYAHOK - ROAD IMPROVEMENTS (ED 26)		360,000	360,000	8
9	TOGIAK - ROAD UPGRADE (ED 26)		75,000	75,000	9
10	BRISTOL BAY BOROUGH				10
11	NAKNEK - DOCK DEVELOPMENT (ED 26)		170,000	170,000	11
12	SOUTH NAKNEK BEACH ACCESS ROAD (ED 26)		75,000	75,000	12
13	FAIRBANKS NORTH STAR BOROUGH				13
14	CHATANIKA ROAD CULVERTS (ED 18-21)		1,000	1,000	14
15	ROAD PROJECTS (ED 18-21)		168,000	168,000	15
16	KENAI PENINSULA BOROUGH				16
17	GREER ROAD (ED 5)		100,000	100,000	17
18	KODIAK ISLAND BOROUGH				18
19	AKHIOK - EROSION CONTROL (ED 27)		50,000	50,000	19
20	KARLUK - BOARDWALKS (ED 27)		50,000	50,000	20
21	OLD HARBOR - EROSION AND FLOOD CONTROL (ED 27)		75,000	75,000	21
22	MATANUSKA - SUSITNA BOROUGH				22
23	LIFE SAFETY ACCESS (ED 16)		104,000	104,000	23
24	LOCAL ROAD IMPROVEMENTS (ED 16)		143,000	143,000	24
25	SEWARD MERIDIAN ROAD (ED 16)		293,000	293,000	25

1	GRANTS TO MUNICIPALITIES (AS 37.05.315) (CONT.)				1
2			APPROPRIATION	APPROPRIATION	FUND SOURCES
3		ALLOCATIONS	ITEMS	GENERAL FUND	OTHER FUNDS
4	GENERAL GOVERNMENT				
5	ED 5 KENAI - COOK INLET				
6	SEWARD - SENIOR CITIZEN BUS (ED 6)		22,500	22,500	
7	ED 26 BRISTOL BAY - ALEUTIAN ISLANDS				
8	DILLINGHAM - SENIOR CITIZEN CENTER (ED 26)		300,000	300,000	
9	*****		*****		
10	***** UNINCORPORATED COMMUNITY GRANTS (AS 37.05.317)		*****		
11	*****		*****		
12	EDUCATION				
13	ED 2 INSIDE PASSAGE - CORDOVA				
14	KLUKWAN - ARTIFACT STORAGE BUILDING (ED 2)		1,100	1,100	
15	HEALTH				
16	ED 17 INTERIOR HIGHWAYS				
17	CANTWELL - EMERGENCY MEDICAL TRAINING EQUIPMENT (ED 17)		4,100	4,100	
18	ED 24 INTERIOR RIVERS				
19	TAKOTNA - CLINIC (ED 24)		100,000	100,000	
20	ED 26 BRISTOL BAY - ALEUTIAN ISLANDS				
21	EGEGIK - CLINIC/COMMUNITY CENTER IMPROVEMENTS (ED 26)		60,200	60,200	
22	NATURAL RESOURCE MANAGEMENT				
23	ED 17 INTERIOR HIGHWAYS				
24	KENNY LAKE - WATER, SEWER & PUBLIC BUILDINGS (ED 17)		148,000	148,000	

1	UNINCORPORATED COMMUNITY GRANTS (AS 37.05.317) (CONT.)				1
2		ALLOCATIONS	APPROPRIATION	APPROPRIATION	FUND SOURCES
3			ITEMS	GENERAL FUND	OTHER FUNDS
4	DOT LAKE - WATER SYSTEM (ED 17)		225,000	225,000	4
5	ED 24 INTERIOR RIVERS				5
6	EVANSVILLE - WELL (ED 24)		30,000	30,000	6
7	STONY RIVER - WELL (ED 24)		20,000	20,000	7
8	VENETIE - AGRICULTURE PROJECT (ED 24)		95,000	95,000	8
9	STEVENS VILLAGE - WATER AND SEWER (ED 24)		265,000	265,000	9
10	BIRCH CREEK - WATER (ED 24)		75,000	75,000	10
11	MINTO - WATER AND SEWER PHASE I (ED 24)		1,000,000	1,000,000	11
12	PUBLIC PROTECTION				12
13	ED 6 NORTH KENAI - SOUTH COAST				13
14	MOOSE PASS - FIRE TRUCK (ED 6)		70,000	70,000	14
15	ED 17 INTERIOR HIGHWAYS				15
16	NORTHWAY - FIRE HALL (ED 17)		312,000	312,000	16
17	DEVELOPMENT				17
18	ED 1 KETCHIKAN - WRANGELL - PETERSBURG				18
19	HYDER - MUNICIPAL PROJECTS (ED 1)		40,000	40,000	19
20	ED 17 INTERIOR HIGHWAYS				20
21	TANACROSS - LAUNDROMAT REPAIR (ED 17)		25,000	25,000	21
22	HEALY LAKE - COMMUNITY HALL (ED 17)		37,000	37,000	22
23	KENNY LAKE - ELECTRICAL SERVICE (ED 17)		138,000	138,000	23
24	ED 24 INTERIOR RIVERS				24
25	BEAVER - ELECTRIFICATION (ED 24)		240,000	240,000	25

1	UNINCORPORATED COMMUNITY GRANTS (AS 37.05.317) (CONT.)				1
2			APPROPRIATION	APPROPRIATION	FUND SOURCES
3		ALLOCATIONS	ITEMS	GENERAL FUND	OTHER FUNDS
4	RAMPART - ELECTRIFICATION (ED 24)		100,000	100,000	4
5	RED DEVIL - ELECTRIFICATION (ED 24)		75,000	75,000	5
6	ARCTIC VILLAGE - ELECTRIFICATION (ED 24)		50,000	50,000	6
7	SLEETMUTE - PUBLIC FACILITIES AND		150,000	150,000	7
8	COMMUNICATIONS UPGRADE (ED 24)				8
9	TELIDA - ELECTRIFICATION (ED 24)		20,000	20,000	9
10	ED 26 BRISTOL BAY - ALEUTIAN ISLANDS				10
11	ST GEORGE - COMMUNITY PLANNING AND DEVELOPMENT (ED 26)		65,000	65,000	11
12	TRANSPORTATION				12
13	ED 1 KETCHIKAN - WRANGELL - PETERSBURG				13
14	METLAKATLA - MAIN CARGO DOCK (ED 1)		500,000	500,000	14
15	ED 2 INSIDE PASSAGE - CORDOVA				15
16	KLUKWAN - HEAVY EQUIPMENT PURCHASE (ED 2)		54,000	54,000	16
17	POINT BAKER - MARINE FACILITIES (ED 2)		3,000	3,000	17
18	ED 17 INTERIOR HIGHWAYS				18
19	EAGLE - ROAD IMPROVEMENTS (ED 17)		10,900	10,900	19
20	CHICKEN - AIRPORT RIGHT-OF-WAY (ED 17)		63,000	63,000	20
21	TETLIN - AIRPORT (ED 17)		25,000	25,000	21
22	ED 24 INTERIOR RIVERS				22
23	CHALKYITSIK - ROAD (ED 24)		195,000	195,000	23
24	CROOKED CREEK - ROADS (ED 24)		75,000	75,000	24
25	EVANSVILLE - TRUCK (ED 24)		17,000	17,000	25

1 UNINCORPORATED COMMUNITY GRANTS (AS 37.05.317) (CONT.)

2		APPROPRIATION	APPROPRIATION	FUND SOURCES	2
3		ALLOCATIONS	ITEMS	GENERAL FUND	OTHER FUNDS
4	RED DEVIL - ROADS (ED 24)		30,000	30,000	
5	TAKOTNA - ROAD IMPROVEMENTS (ED 24)		25,000	25,000	
6	ED 26 BRISTOL BAY - ALEUTIAN ISLANDS				
7	PORTAGE CREEK - HEAVY EQUIPMENT (ED 26)		100,000	100,000	

1	* SEC. 15	THE FOLLOWING SETS OUT THE FUNDING OF THE		1
2		APPROPRIATIONS MADE IN THE PRECEDING SECTION OF THIS		2
3		ACT.		3
4	OFFICE OF THE GOVERNOR			4
5	FEDERAL RECEIPTS	336,000		5
6	GENERAL FUND	17,542,800		6
7	*** TOTAL FUNDING ***	17,878,800		7
8	DEPARTMENT OF ADMINISTRATION			8
9	FEDERAL RECEIPTS	4,262,800		9
10	GENERAL FUND MATCH	655,100		10
11	GENERAL FUND	161,195,900		11
12	INTER-AGENCY RECEIPTS	12,093,900		12
13	FICA ADMINISTRATION FUND ACCOUNT	89,700		13
14	PROGRAM RECEIPTS	3,808,900		14
15	PUBLIC EMPLOYEES RETIREMENT FUND	1,790,400		15
16	SURPLUS PROPERTY REVOLVING FUND	204,300		16
17	TEACHERS RETIREMENT SYSTEM FUND	1,370,700		17
18	*** TOTAL FUNDING ***	185,471,700		18
19	DEPARTMENT OF LABOR			19
20	GENERAL FUND	14,642,600		20
21	INTER-AGENCY RECEIPTS	3,586,700		21
22	*** TOTAL FUNDING ***	18,229,300		22
23	DEPARTMENT OF REVENUE			23
24	FEDERAL RECEIPTS	2,875,200		24
25	GENERAL FUND MATCH	1,242,800		25
26	GENERAL FUND	94,681,000		26

1	PROGRAM RECEIPTS	5,753,300	1
2	PUBLIC EMPLOYEES RETIREMENT FUND	502,800	2
3	TEACHERS RETIREMENT SYSTEM FUND	502,800	3
4	*** TOTAL FUNDING ***	105,557,900	4
5	DEPARTMENT OF EDUCATION		5
6	FEDERAL RECEIPTS	29,964,400	6
7	GENERAL FUND MATCH	1,198,300	7
8	GENERAL FUND	570,097,300	8
9	INTER-AGENCY RECEIPTS	3,158,500	9
10	PROGRAM RECEIPTS	1,005,300	10
11	SCHOOL FUND (CIGARETTE TAX)	2,500,000	11
12	PUBLIC LAW 81-874/GENERAL FUND	10,891,000	12
13	TRAINING AND BUILDING FUND	250,000	13
14	*** TOTAL FUNDING ***	619,064,800	14
15	DEPARTMENT OF HEALTH & SOCIAL SERVICES		15
16	FEDERAL RECEIPTS	69,626,900	16
17	GENERAL FUND MATCH	59,283,200	17
18	GENERAL FUND	129,528,800	18
19	INTER-AGENCY RECEIPTS	3,922,700	19
20	PROGRAM RECEIPTS	240,000	20
21	TITLE 20	4,113,700	21
22	*** TOTAL FUNDING ***	266,715,300	22
23	DEPARTMENT OF LABOR		23
24	FEDERAL RECEIPTS	20,193,300	24
25	GENERAL FUND MATCH	1,103,300	25
26	GENERAL FUND	8,338,800	26

1	INTER-AGENCY RECEIPTS	6,432,400	1
2	PROGRAM RECEIPTS	243,700	2
3	SECOND INJURY FUND RESERVE ACCOUNT	1,887,400	3
4	DISABLED FISHERMANS RESERVE ACCOUNT	1,280,500	4
5	TRAINING AND BUILDING FUND	199,500	5
6	*** TOTAL FUNDING ***	39,678,900	6
7	DEPARTMENT OF COMMERCE & ECONOMIC DEVELOPMENT		7
8	GENERAL FUND	36,380,600	8
9	INTER-AGENCY RECEIPTS	2,110,600	9
10	PROGRAM RECEIPTS	6,454,500	10
11	VETERANS REVOLVING LOAN FUND	877,300	11
12	*** TOTAL FUNDING ***	45,823,000	12
13	DEPARTMENT OF MILITARY AFFAIRS		13
14	FEDERAL RECEIPTS	3,677,700	14
15	GENERAL FUND MATCH	713,100	15
16	GENERAL FUND	5,660,900	16
17	PROGRAM RECEIPTS	29,700	17
18	*** TOTAL FUNDING ***	10,081,400	18
19	DEPARTMENT OF NATURAL RESOURCES		19
20	FEDERAL RECEIPTS	3,383,500	20
21	GENERAL FUND MATCH	518,600	21
22	GENERAL FUND	39,955,900	22
23	INTER-AGENCY RECEIPTS	8,062,700	23
24	AGRICULTURAL LOAN FUND	567,100	24
25	PROGRAM RECEIPTS	199,500	25
26	*** TOTAL FUNDING ***	52,687,300	26

1	DEPARTMENT OF FISH & GAME		1
2	FEDERAL RECEIPTS	9,979,100	2
3	GENERAL FUND	45,090,200	3
4	INTER-AGENCY RECEIPTS	8,516,400	4
5	FISH AND GAME FUND	6,005,000	5
6	PROGRAM RECEIPTS	397,000	6
7	*** TOTAL FUNDING ***	69,987,700	7
8	DEPARTMENT OF PUBLIC SAFETY		8
9	FEDERAL RECEIPTS	833,900	9
10	GENERAL FUND MATCH	39,100	10
11	GENERAL FUND	74,810,100	11
12	PROGRAM RECEIPTS	584,900	12
13	*** TOTAL FUNDING ***	76,268,000	13
14	DEPARTMENT OF TRANSPORTATION/PUBLIC FACILITIES		14
15	FEDERAL RECEIPTS	150,000	15
16	GENERAL FUND	172,442,600	16
17	INTER-AGENCY RECEIPTS	61,435,800	17
18	HIGHWAY WORKING CAPITAL FUND	30,620,700	18
19	INTERNATIONAL AIRPORT REVENUE FUND	23,166,000	19
20	PROGRAM RECEIPTS	2,020,200	20
21	*** TOTAL FUNDING ***	289,833,300	21
22	DEPARTMENT OF CORRECTIONS		22
23	GENERAL FUND	68,329,000	23
24	INTER-AGENCY RECEIPTS	178,600	24
25	*** TOTAL FUNDING ***	68,507,600	25

1	DEPARTMENT OF ENVIRONMENTAL CONSERVATION		1
2	FEDERAL RECEIPTS	1,620,400	2
3	GENERAL FUND MATCH	892,200	3
4	GENERAL FUND	10,799,200	4
5	INTER-AGENCY RECEIPTS	456,200	5
6	PROGRAM RECEIPTS	45,000	6
7	*** TOTAL FUNDING ***	13,813,000	7
8	DEPARTMENT OF COMMUNITY & REGIONAL AFFAIRS		8
9	FEDERAL RECEIPTS	14,367,000	9
10	GENERAL FUND MATCH	150,000	10
11	GENERAL FUND	85,346,100	11
12	INTER-AGENCY RECEIPTS	1,795,000	12
13	PROGRAM RECEIPTS	70,400	13
14	*** TOTAL FUNDING ***	101,728,500	14
15	LEGISLATURE		15
16	GENERAL FUND	32,158,400	16
17	*** TOTAL FUNDING ***	32,158,400	17
18	ALASKA COURT SYSTEM		18
19	GENERAL FUND	34,987,900	19
20	*** TOTAL FUNDING ***	34,987,900	20
21	UNIVERSITY OF ALASKA		21
22	FEDERAL RECEIPTS	26,464,500	22
23	GENERAL FUND MATCH	2,718,300	23
24	GENERAL FUND	150,892,800	24
25	INTER-AGENCY RECEIPTS	8,874,800	25
26	PROGRAM RECEIPTS	20,537,900	26

1	STUDENT FEES, UNIVERSITY OF ALASKA	13,171,400	1
2	INDIRECT COST RECOVERY	7,223,300	2
3	RESTRICTED RECEIPTS, U OF A	17,603,800	3
4	*** TOTAL FUNDING ***	247,486,800	4
5	CAPITAL PROJECTS		5
6	FEDERAL RECEIPTS	12,933,600	6
7	GENERAL FUND	335,035,200	7
8	*** TOTAL FUNDING ***	347,968,800	8
9	* * * * * TOTAL BUDGET * * * * *	2,643,928,400	9
10	* SEC. 16 THIS ACT TAKES EFFECT IMMEDIATELY IN		10
11	ACCORDANCE WITH AS 01.10.070(C).		11

Res'8 5-27-83

STATE OF ALASKA
FISCAL NOTE

Revision Date: _____, 1983

I. REQUEST

Bill/Resolution No.: SCS HB 106
Title: An Act Relating to Bidder Proced.
Sponsor: Ward et al
Requestor: Senate State Affairs

II. FISCAL DETAIL

Agency Affected: Administration
Program Category Affected: Gen Admin Svcs
BRU, Program of Subprogram(s) Affected: General Services & Supply

EXPENDITURES/REVENUES: (Thousands of Dollars)

	FY 83	FY 84	FY 85	FY 86	FY 87	FY 88
OPERATING						
100 PERSONAL SERVICES	0					
200 TRAVEL	0					
300 CONTRACTUAL	0					
400 COMMODITIES	0					
500 EQUIPMENT	0					
600 LAND & STRUCTURES	0					
700 GRANTS, CLAIMS, ETC	0					
TOTAL OPERATING	0	0	0	0	0	0

CAPITAL						
---------	--	--	--	--	--	--

REVENUE						
---------	--	--	--	--	--	--

FUNDING: (Thousands of Dollars)

GENERAL FUND	0	0	0	0	0	0
FEDERAL FUNDS						
OTHER (Specify Source)						

POSITIONS:

FULL-TIME	0	0	0	0	0	0
PART-TIME	0	0	0	0	0	0
TEMPORARY	0	0	0	0	0	0

III. SOURCE OF FUNDS TO OFFSET FISCAL IMPACT OF BILL:

IV. ANALYSIS: Attach a separate page for any Analysis

Prepared By: Bob Link *Bob Link*
Division: General Services & Supply

Phone: 465-2250
Date: May 24, 1983

Approved by Commissioner: Lisa Rudd *LJR*
Department: ADMINISTRATION

Date: May 24, 1983

Distribution:

- Original to Legislative Finance
- Copy to Office of Management and Budget (for Legislature introduced bills)
- Copy to Department (for Governor introduced bills)
- Copy to Sponsor
- Copy to Requestor (if different from Sponsor)

3/8/83

HOUSE JOURNAL

LETTER OF INTENT FOR CSSSHB 105 (Finance)

FRED - SUPPLEMENTAL PRODUCTIONS P. 28, lines 19 - P. 29, line 15.

The Fisheries Rehabilitation Enhancement and Development Division has come under recent scrutiny by the legislature. It is not our intent to completely dismantle F.R.E.D. It is, however, the legislature's intent that our fisheries be enhanced and rehabilitated. The F.R.E.D. Division has not fulfilled this intent. If our fisheries were being enhanced, the Legislature would support the F.R.E.D. Division to every extent possible.

Throughout communications with the Fisheries Rehabilitation Enhancement and Development Division, we've been consistently told that the Division has not been given any definitive directive, and that both the Department and Division would welcome such intent from the Legislature as to F.R.E.D.'s goals, and attaining those goals.

Production in the hatcheries must be greatly improved. This must be done by producing the salmon specie needed in various locations. Not by just pumping out pinks. F.R.E.D. has done little in regards to planning for the actual fishery needs of this state. The NRMEC House Finance Sub-Committee talked at lengths with the various division directors regarding the need for chinook and silver salmon, and they told us that they were unaware that these species were such a high priority. With this in mind, the Clear hatchery should be utilized for the production of Chinook salmon, not only for the sportfish enthusiasts, but for the subsistence users. Along with the Chinook, rainbow trout, should be part of the Clear hatchery program.

There's a strong consensus that those hatcheries with terminal harvest areas, having good production potential be transferred to the private sector. Whether these hatcheries are transferred to aquaculture associations, non-profit corporations, or another qualified entity, the intent is to increase returns.

There was substantial legislative intent in F.R.E.D.'s FY '83 budget. Our intent remains the same, and if the Department had initiated action, this letter would not be necessary. Again, the Main Bay and Cannery Creek Hatcheries should be transferred to the Prince William Sound Aquaculture Assoc., the Beaver Falls hatchery should be transferred to the Southern Southeast Aquaculture Assoc., in addition the East Creek/Dillingham hatchery should be transferred to the Imarpik Aquaculture Assoc., Klawock should also be transferred. These transfers should occur by Dec. 31, 1983, as long as the non-profits are willing and able to accept the facilities.

By transferring these hatcheries to the perspective non-profits the fisheries enhancement program remains on-going, while alleviating F.R.E.D. Division. Our intent is to enhance Alaskan fisheries, transferring hatchery facilities is the most viable and expedient option we have.


HOUSE JOURNAL

In addition to transferring hatchery facilities, a southeastern regional pathology lab should be setup within F.R.E.D. This is a service which the private hatchery operators cannot provide nor afford. It's also a beneficial service for the state facilities, but must be provided in a timely and expedient fashion to eliminate the possibility of losing large numbers of eggs.

There are still a number of incomplete hatcheries. The F.R.E.D. Division has been in place for a number of years, with a number of engineers working for the division. The Legislature would strongly suggest that these plans be finished by the end of calendar year '83.

The Yukon River King salmon run has the potential to greatly enhance our King salmon fishery. It is the Legislature's suggestion that the F.R.E.D. Division work with officials in the Yukon Territory to determine how the State of Alaska might assist the enhancement of the Yukon King salmon specie, and designated streams for rehabilitation.

RESPECTFULLY SUBMITTED,


AL ADAMS, CHAIRMAN
HOUSE FINANCE COMMITTEE

MOVE TO RESCIND OUR ACTION YESTERDAY OF MOVING OUT A CS FOR
SS FOR HB 105 (FINANCE) FOR THE PURPOSE OF A FEW MORE
AMENDMENTS.

DELETE SECTIONS 11-14 AND RENUMBER FOLLOWING SECTIONS.

ON PAGE 54, LINE 21 CHANGE THE TITLE TO READ :

O'MALLEY ELEMENTARY HIGH SPEED COPIER	7,300
[O'MALLEY ELEMENTARY SAVIN 895 COPIER]	

DELETE ON PAGE 53, LINES 16 AND 17. [HOMER HIGH SCHOOL	373,600]
---	----------

AMEND ON PAGE 62, LINE 7: SOLDOTNA WATER AND SEWER EXTENSION	298,600
[SOLDOTNA WATER RESERVOIR AND TRANSMISSION	750,000]

ADD ON PAGE 69 AFTER LINE 12: KENAI PENINSULA BOROUGH	
SOUTH PENINSULA HOSPITAL DISTRICT-	825,000
HOSPITAL CONSTRUCTION	

Introduced: 3/25/83
Referred: Finance

BY THE RULES COMMITTEE BY
REQUEST OF THE GOVERNOR

1 IN THE HOUSE

2 SPONSOR SUBSTITUTE FOR HOUSE BILL NO. 105

3 IN THE LEGISLATURE OF THE STATE OF ALASKA

4 THIRTEENTH LEGISLATURE - FIRST SESSION

5 A BILL

6 For an Act entitled: "An Act appropriating for the operating expenses and
7 Permanent Fund Dividend Program of the state govern-
8 ment; and providing for an effective date."

9 BE IT ENACTED BY THE LEGISLATURE OF THE STATE OF ALASKA:

10 * Section 1. A sum is appropriated from the general fund necessary to
11 pay interest on revenue anticipation notes issued by the commissioner of
12 revenue under AS 43.08.010.

13 * Sec. 2. Federal or other program receipts which exceed the amounts
14 appropriated in this Act are appropriated conditioned upon compliance with
15 the program review provisions of AS 37.07.080(h).

16 * Sec. 3. The following items are appropriated from the undistributed
17 income account of the Alaska permanent fund (AS 37.13.145) for the purposes
18 set out below for the fiscal year ending June 30, 1984:

19 Department of Revenue

20 Reinvestment of Permanent Fund \$101,000,000

21 Department of Administration

22 Longevity Bonus 30,400,000

23 Department of Community & Regional Affairs

24 Revenue Sharing -- Municipal

25 Assistance 141,400,000

26 TOTAL \$272,800,000

27 (SECTION 4 BEGINS ON NEXT PAGE)

1 * SEC. 4 THE FOLLOWING ITEMS ARE HEREBY APPROPRIATED AND ALLOCATED FOR OPERATING EXPENDITURES FROM THE GENERAL FUND OR
 2 OTHER FUNDS AS SET OUT IN SEC. 5 TO THE STATE AGENCIES NAMED AND FOR THE PURPOSES EXPRESSED FOR THE FISCAL YEAR BEGINNING
 3 JULY 1, 1983 AND ENDING JUNE 30, 1984 UNLESS OTHERWISE SPECIFIED.

	ALLOCATIONS	APPROPRIATION ITEMS	APPROPRIATION GENERAL FUND	FUND SOURCES OTHER FUNDS
6	* * * * *	* * * * *		
7	* * * * * OFFICE OF THE GOVERNOR * * * * *			
8	* * * * *	* * * * *		
9	OFFICE OF THE GOVERNOR TOTAL APPROPRIATIONS		56,143,200	48,851,600
10	ADMINISTRATION OF JUSTICE			
11	COMMISSIONS			
12	STATUS OF WOMEN COMMISSION	342,700		
13	COMMISSIONS			
14	HUMAN RIGHTS COMMISSION	1,534,900		
15	GENERAL GOVERNMENT			
16	EXECUTIVE OPERATIONS			
17	EXECUTIVE OFFICE	5,257,900		
18	ALASKA LANDS USE COUNCIL	340,500		
19	COUNCIL ON ECONOMIC POLICY	100,000		
20	SALARY AND BENEFITS INCREASES - ALL AGENCIES	38,866,300		
21	CONTINGENCY FUND	750,000		
22	EXECUTIVE MANSION	516,800		
23	LIEUTENANT GOVERNOR			
24	LIEUTENANT GOVERNOR	558,100		
25	OFFICE OF MANAGEMENT AND BUDGET			
26	OFFICE OF MANAGEMENT AND BUDGET	6,123,500		
27	ELECTIVE OPERATIONS			
28	ELECTIONS	2,010,500		

OFFICE OF THE GOVERNOR (CONT.)		APPROPRIATION		APPROPRIATION FUND SOURCES	
	ALLOCATIONS	ITEMS	GENERAL FUND	OTHER FUNDS	
4	AGENCY UNALLOCATED REDUCTION				
5	AGENCY UNALLOCATED REDUCTION	-258,000			
6	*****	*****			
7	***** DEPARTMENT OF ADMINISTRATION	*****			
8	*****	*****			
9	DEPARTMENT OF ADMINISTRATION TOTAL APPROPRIATIONS		173,458,500	124,692,400	48,766,100
10	EDUCATION				
11	TEACHER RETIREMENT MATCH				
12	TEACHER RETIREMENT MATCH	31,445,100			
13	SOCIAL SERVICES				
14	LONGEVITY BONUS				
15	LONGEVITY BONUS	280,200			
16	PIONEERS HOMES				
17	SITKA	3,734,200			
18	FAIRBANKS	3,450,000			
19	PALMER	3,061,900			
20	KOTZEBUE	789,900			
21	ANCHORAGE	5,337,700			
22	KETCHIKAN	2,289,900			
23	CENTRAL OFFICE	228,200			
24	OLDER ALASKANS COMMISSION				
25	ADMINISTRATION COMPONENT	1,117,800			
26	GRANTS AND SERVICES	6,022,200			

	ALLOCATIONS	APPROPRIATION ITEMS	APPROPRIATION GENERAL FUND	FUND SOURCES OTHER FUNDS
1 DEPARTMENT OF ADMINISTRATION (CONT.)				
2				
3				
4 ADMINISTRATION OF JUSTICE				
5 PUBLIC DEFENDER				
6 FIRST JUDICIAL DISTRICT	532,200			
7 SECOND JUDICIAL DISTRICT	501,200			
8 THIRD JUDICIAL DISTRICT	2,083,100			
9 FOURTH JUDICIAL DISTRICT	1,086,300			
10 ADMINISTRATION AND SUPPORT	201,600			
11 GENERAL GOVERNMENT				
12 PUBLIC OFFICES COMMISSION				
13 PUBLIC OFFICES COMMISSION	590,600			
14 PUBLIC BROADCASTING COMMISSION				
15 PUBLIC BROADCASTING COMMISSION	7,387,600			
16 CENTRALIZED SERVICES				
17 COMMISSIONER'S OFFICE	882,000			
18 FISCAL/PERSONNEL	885,500			
19 WORD PROCESSING CENTERS	1,116,200			
20 CENTREX SYSTEM CHARGES	953,100			
21 LABOR RELATIONS AGENCY	86,100			
22 EQUAL EMPLOYMENT OPPORTUNITY	610,900			
23 OFFICE OF INFORMATION MANAGEMENT	448,000			
24 TELECOMMUNICATIONS SYSTEMS	2,966,700			
25 TELECOMMUNICATIONS SERVICES	656,900			
26 CIP DIRECT CHARGE POSITIONS & COSTS				

	ALLOCATIONS	APPROPRIATION ITEMS	APPROPRIATION FUND SOURCES GENERAL FUND	OTHER FUNDS
1 DEPARTMENT OF ADMINISTRATION (CONT.)				
2				
3				
4 CIP DIRECT CHARGE POSITIONS & COSTS	809,000			
5 ACCOUNTING				
6 PRE-AUDIT	476,300			
7 ACCOUNTING SERVICES	383,600			
8 PAYROLL ACCOUNTING	661,700			
9 ADMINISTRATION AND SUPPORT	301,300			
10 FINANCIAL SYSTEMS	2,952,600			
11 PERSONNEL AND LABOR RELATIONS SERVICES				
12 PERSONNEL	5,993,200			
13 PERSONNEL & LABOR RELATIONS				
14 LABOR RELATIONS	732,300			
15 GENERAL SERVICES				
16 PURCHASING	1,491,700			
17 PROPERTY MANAGEMENT	588,500			
18 CENTRAL DUPLICATING AND MAIL	2,119,600			
19 ARCHIVES	812,900			
20 DATA PROCESSING				
21 DATA PROCESSING				
22 COMPUTING SERVICES	15,106,200			
23 MANAGEMENT SERVICES	394,600			
24 RETIREMENT & BENEFITS				
25 RETIREMENT & BENEFITS	5,217,500			
26 BUILDING & EQUIPMENT SERVICES				

	ALLOCATIONS	APPROPRIATION ITEMS	APPROPRIATION GENERAL FUND	FUND SOURCES OTHER FUNDS
1 DEPARTMENT OF ADMINISTRATION (CONT.)				
2				
3				
4 LEASING & FACILITIES	36,325,100			
5 BUILDING AND EQUIPMENT SERVICES				
6 EMPLOYEE HOUSING	1,543,400			
7 RISK MANAGEMENT				
8 PREMIUMS/LOSS RETENTION	14,230,400			
9 OPERATIONS	580,900			
10 AGENCY UNALLOCATED REDUCTION				
11 AGENCY UNALLOCATED REDUCTION	-3,007,400			
12	* * * * *	* * * * *		
13	* * * * * DEPARTMENT OF LAW	* * * * *		
14	* * * * *	* * * * *		
15 DEPARTMENT OF LAW TOTAL APPROPRIATIONS		30,395,900	26,809,200	3,586,700
16 PUBLIC PROTECTION				
17 OFFICE OF CONSUMER PROTECTION				
18 OFFICE OF CONSUMER PROTECTION	767,300			
19 ADMINISTRATION OF JUSTICE				
20 PROSECUTION				
21 FIRST JUDICIAL DISTRICT	1,012,700			
22 SECOND JUDICIAL DISTRICT	767,600			
23 THIRD JUDICIAL DISTRICT	3,434,200			
24 FOURTH JUDICIAL DISTRICT	1,455,300			
25 ADMINISTRATION AND SUPPORT	1,088,000			
26 CRIMINAL APPEALS & SPECIAL PROSECUTION	1,338,400			

		ALLOCATIONS	APPROPRIATION ITEMS	APPROPRIATION GENERAL FUND	FUND SOURCES OTHER FUNDS
1	DEPARTMENT OF LAW (CONT.)				
2					
3					
4	PRE TRIAL DIVERSION	607,200			
5	GENERAL GOVERNMENT				
6	LEGAL SERVICES				
7	OPERATIONS	7,802,700			
8	ADMINISTRATION & SUPPORT	449,800			
9	SPECIAL OIL AND GAS PROJECTS	12,081,000			
10	AGENCY UNALLOCATED REDUCTION				
11	AGENCY UNALLOCATED REDUCTION	-408,300			
12		*****	*****		
13		***** DEPARTMENT OF REVENUE *****			
14		*****	*****		
15	DEPARTMENT OF REVENUE TOTAL APPROPRIATIONS		36,221,300	26,827,100	9,394,200
16	PUBLIC PROTECTION				
17	ALCOHOLIC BEVERAGE CONTROL BOARD				
18	ALCOHOLIC BEVERAGE CONTROL BOARD	669,000			
19	DEVELOPMENT				
20	SHARED TAXES				
21	AMUSEMENT AND GAMING TAX	42,500			
22	AVIATION FUEL TAX	141,000			
23	ELECTRIC AND TELEPHONE COOPERATIVE TAX	1,300,000			
24	LIQUOR LICENSE TAX	900,000			
25	FISHERIES TAX	7,858,000			
26	MUNICIPAL BOND BANK AUTHORITY				
27	MUNICIPAL BOND BANK AUTHORITY	384,400			

1 DEPARTMENT OF REVENUE (CONT.)			APPROPRIATION	APPROPRIATION FUND SOURCES	
2			ITEMS	GENERAL FUND	OTHER FUNDS
3		ALLOCATIONS			
4	ALASKA HOUSING FINANCE CORPORATION				
5	HOUSING FINANCE CORPORATION	3,158,600			
6	PERMANENT FUND CORPORATION				
7	PERMANENT FUND CORPORATION	2,296,000			
8	GENERAL GOVERNMENT				
9	REVENUE OPERATIONS				
10	AUDIT	2,910,200			
11	PETROLEUM REVENUE	1,841,200			
12	ENFORCEMENT	1,246,200			
13	TREASURY MANAGEMENT	2,581,200			
14	PUBLIC SERVICE	1,621,900			
15	CHILD SUPPORT ENFORCEMENT				
16	CHILD SUPPORT ENFORCEMENT	3,572,800			
17	ADMINISTRATION AND SUPPORT				
18	OFFICE OF THE COMMISSIONER	1,599,100			
19	ADMINISTRATIVE SERVICES	2,729,400			
20	CHILD CARE CREDITS	1,414,500			
21	POLITICAL CAMPAIGN CONTRIBUTIONS	750,000			
22	AGENCY UNALLOCATED REDUCTION				
23	AGENCY UNALLOCATED REDUCTION	-794,700			

1 LEGISLATIVE BUDGET & AUDIT (CONT.)			APPROPRIATION	APPROPRIATION FUND SOURCES	
2				GENERAL FUND	OTHER FUNDS
3		ALLOCATIONS	ITEMS		
4	*****		*****		
5	***** DEPARTMENT OF EDUCATION *****				
6	*****		*****		
7	DEPARTMENT OF EDUCATION TOTAL APPROPRIATIONS		614,157,400	566,326,500	47,830,900
8	EDUCATION				
9	K-12 FOUNDATION SUPPORT				
10	STUDENT ADM SUPPORT	308,494,300			
11	SPECIAL EDUCATION ADJUSTMENTS	50,958,700			
12	VOCATIONAL EDUCATION ADJUSTMENTS	22,481,100			
13	CORRESPONDENCE STUDY - STATE	1,976,100			
14	CORRESPONDENCE STUDY-LOCAL	5,503,900			
15	BILINGUAL PROGRAM ADJUSTMENT	11,788,200			
16	SUPPLEMENTAL EQUALIZATION AID	30,393,900			
17	OTHER K-12 SUPPORT				
18	PUPIL TRANSPORTATION-PUBLIC	20,062,100			
19	STUDENT LUNCH PROGRAM	6,000,000			
20	CIGARETTE TAX DISTRIBUTION	2,500,000			
21	TUITION STUDENTS	3,404,800			
22	BOARDING HOME GRANTS	598,500			
23	STATE CONTRACT PROGRAMS	26,874,600			
24	DEBT RETIREMENT	59,887,800			
25	KOTZEBUE TECHNICAL CENTER	1,090,000			
26	RURAL SCHOOL VOCATIONAL ED PROGRAM (RSVP)	730,400			
27	EDUCATION PROGRAM ADMIN				

1 DEPARTMENT OF EDUCATION (CONT.)			APPROPRIATION	APPROPRIATION FUND SOURCES	
		ALLOCATIONS	ITEMS	GENERAL FUND	OTHER FUNDS
4	MANAGEMENT AND MONITORING SERVICE	177,400			
5	DISTRICT SUPPORT SERVICES	946,500			
6	DEPARTMENT ADMINISTRATIVE SERVICES	917,700			
7	DEPARTMENT OVERHEAD EXPENSES	864,700			
8	CAREER & VOCATIONAL EDUCATION	2,457,200			
9	SPECIAL EDUCATION	663,200			
10	FEDERAL PROGRAMS ADMINISTRATION	14,607,500			
11	EDUCATION PROGRAM DEVELOPMENT	1,925,400			
12	COMMISSIONER	776,800			
13	CIP OVERHEAD & ASSOC. COSTS				
14	CIP OVERHEAD & ASSOC. COSTS	330,000			
15	EDUCATION DESIGN & DELIVERY				
16	PLANNING INFORMATION & RESEARCH	1,131,300			
17	EDUCATIONAL TECHNOLOGY AND TELECOMMUNICATIONS	2,353,900			
18	CORRESPONDENCE STUDY-DOE	2,230,100			
19	EDUCATION BOARDS COMMISSIONS & ASSOCIATIONS				
20	STATE BOARD OF EDUCATION	130,000			
21	OTHER COMMISSIONS & ASSOCIATIONS	165,400			
22	PROFESSIONAL TEACHING PRACTICES COMMISSION	121,700			
23	ADULT & POSTSECONDARY SUPPORT				
24	ADULT BASIC EDUCATION	3,557,800			
25	COMMUNITY SCHOOLS ADJUSTMENTS	4,025,400			
26	FIRE SERVICE TRAINING	82,400			

1 DEPARTMENT OF EDUCATION (CONT.)			APPROPRIATION	APPROPRIATION FUND SOURCES	
		ALLOCATIONS	ITEMS	GENERAL FUND	OTHER FUNDS
2					
3					
4	ADULT VOCATIONAL EDUCATION	133,700			
5	OTHER VOCATIONAL EDUCATION GRANTS	100,000			
6	GRANTS ADMINISTRATION	1,088,900			
7	YOUTH EMPLOYMENT SERVICES	472,400			
8	ALASKA VOCATIONAL TECHNICAL CENTER				
9	SEWARD CENTER	4,513,100			
10	VOCATIONAL REHABILITATION				
11	COUNSELING & PLACEMENT	3,239,000			
12	SERVICES TO CLIENTS	2,867,700			
13	INDEPENDENT LIVING REHABILITATION	717,000			
14	ADMINISTRATION	762,300			
15	SPECIALIZED FACILITIES	451,800			
16	STATE SUPPORTED FACILITIES	44,200			
17	DISABILITY DETERMINATION	1,547,800			
18	EMPLOYMENT OF THE HANDICAPPED	199,400			
19	STUDENT FINANCIAL AID				
20	WICHE - STUDENT EXCHANGE PROGRAM	1,708,600			
21	STUDENT INCENTIVE GRANT PROGRAM	234,000			
22	ALASKA POSTSECONDARY EDUCATION COMMISSION				
23	AK STUDENT LOAN ADMINISTRATION	2,486,200			
24	WICHE-ADMINISTRATION	55,400			
25	GENERAL ADMINISTRATION	1,026,200			
26	ALASKA HISTORICAL COMMISSION				

1 DEPARTMENT OF EDUCATION (CONT.)			APPROPRIATION	APPROPRIATION FUND SOURCES	
		ALLOCATIONS	ITEMS	GENERAL FUND	OTHER FUNDS
2					
3					
4	ALASKA HISTORICAL COMMISSION	579,400			
5	ALASKA STATE COUNCIL ON THE ARTS				
6	ADMINISTRATION & SUPPORT	5,626,100			
7	ALASKA STATE LIBRARY AND MUSEUMS				
8	LIBRARY OPERATIONS	4,376,400			
9	MUSEUM OPERATIONS	946,100			
10	BLUE BOOK	15,100			
11	AGENCY UNALLOCATED REDUCTION				
12	AGENCY UNALLOCATED REDUCTION	-9,242,200			
13		*****	*****		
14		***** DEPARTMENT OF HEALTH & SOCIAL SERVICES *****			
15		*****	*****		
16	DEPARTMENT OF HEALTH & SOCIAL SERVICES TOTAL APPROPRIATIONS		292,691,700	200,761,800	91,929,900
17	SOCIAL SERVICES				
18	ASSISTANCE PAYMENTS				
19	AID TO FAMILIES WITH DEPENDENT CHILDREN	45,366,200			
20	AID TO THE BLIND	196,000			
21	AID TO THE DISABLED	7,626,700			
22	GENERAL RELIEF	900,000			
23	OLD AGE ASSISTANCE	6,762,600			
24	ENERGY ASSISTANCE				
25	ENERGY ASSISTANCE	6,747,500			
26	PUBLIC ASSISTANCE ADMINISTRATION				

1 DEPARTMENT OF HEALTH & SOCIAL SERVICES (CONT.)			APPROPRIATION	APPROPRIATION FUND SOURCES	
		ALLOCATIONS	ITEMS	GENERAL FUND	OTHER FUNDS
2					
3					
4	ADMINISTRATION	2,235,600			
5	QUALITY CONTROL	702,500			
6	STAFF DEVELOPMENT	286,600			
7	ELIGIBILITY DETERMINATION	9,326,500			
8	COLLECTIONS	56,700			
9	MEDICAL CARE ADVISORY COMMITTEE	61,000			
10	FRAUD INVESTIGATION	381,000			
11	CERTIFICATION & LICENSING	336,900			
12	MEDICAID AUDIT	161,500			
13	PROGRAM SERVICES				
14	HOMEMAKER SERVICES	230,300			
15	DAY CARE	343,800			
16	PREVENTIVE SERVICES	1,696,100			
17	ADULT SERVICES	3,432,200			
18	DELINQUENCY PREVENTION	225,000			
19	FAMILY SERVICES ADMINISTRATION				
20	SOUTHCENTRAL REGION	3,219,100			
21	NORTHERN REGION	1,641,900			
22	SOUTHEASTERN REGION	561,700			
23	WESTERN REGION	843,900			
24	NORTHWESTERN REGION	633,800			
25	SOUTHERN REGION	621,500			
26	CENTRAL OFFICE	1,209,100			

1 DEPARTMENT OF HEALTH & SOCIAL SERVICES (CONT.)			APPROPRIATION	APPROPRIATION FUND SOURCES	
		ALLOCATIONS	ITEMS	GENERAL FUND	OTHER FUNDS
4	STAFF DEVELOPMENT	259,200			
5	JUVENILE CUSTODY				
6	SOCIAL SERVICES, FOSTER CARE	4,883,900			
7	INSTITUTIONAL CARE, SOCIAL SERVICES	11,515,600			
8	SOCIAL SERVICES BLOCK GRANT OFFSET				
9	HUMAN SERVICES - NORTHWEST				
10	HOMEMAKER SERVICES	72,000			
11	NORTHWESTERN REGION FAMILY SERVICES	124,800			
12	FOSTER CARE	103,800			
13	INSTITUTIONAL CARE	219,900			
14	ELIGIBILITY DETERMINATION & STAFF DEVELOPMENT	179,300			
15	HEALTH SERVICES	958,500			
16	WIN				
17	WIN	601,700			
18	HEALTH				
19	NURSING				
20	FIELD NURSING	5,670,800			
21	HOME HEALTH SERVICE	1,128,600			
22	ADMINISTRATION	898,600			
23	EARLY SCREENING	510,400			
24	COMMUNICABLE DISEASE CONTROL				
25	TB CONTROL	797,400			
26	VD CONTROL	333,800			

1 DEPARTMENT OF HEALTH & SOCIAL SERVICES (CONT.)

2		ALLOCATIONS	APPROPRIATION ITEMS	APPROPRIATION FUND SOURCES GENERAL FUND	OTHER FUNDS
3					
4	IMMUNIZATION	683,500			
5	EPIDEMIOLOGY	453,100			
6	HEALTH & SAFETY				
7	HEALTH & SAFETY	99,300			
8	CHILD AND FAMILY HEALTH				
9	MATERNAL AND CHILD HEALTH	1,022,000			
10	HANDICAPPED CHILDREN	2,000,400			
11	COMMUNICATIVE DISORDERS	654,700			
12	CHILD DEVELOPMENT SERVICE	377,700			
13	ADMINISTRATION	179,500			
14	NUTRITION	2,033,900			
15	SPECIAL EDUCATION GRANTS	1,354,500			
16	LABORATORIES				
17	REGIONAL LABS	1,893,700			
18	ADMINISTRATION	168,200			
19	PUBLIC HEALTH ADMINISTRATION				
20	ADMINISTRATION	1,082,000			
21	HEALTH EDUCATION	495,000			
22	GRANT TO MUNICIPALITY OF ANCHORAGE	939,100			
23	ANCHORAGE PROGRAMS FOR HANDICAPPED	576,800			
24	FAIRBANKS PROGRAMS FOR HANDICAPPED	80,000			
25	EMERGENCY MEDICAL SERVICES				
26	ADMINISTRATION	439,700			

1 DEPARTMENT OF HEALTH & SOCIAL SERVICES (CONT.)			APPROPRIATION	APPROPRIATION FUND SOURCES	
		ALLOCATIONS	ITEMS	GENERAL FUND	OTHER FUNDS
2					
3					
4	ADVISORY COUNCIL	16,200			
5	GRANTS - REGIONAL COUNCILS	1,376,000			
6	MEDICAL ASSISTANCE				
7	MEDICAID-HOSPITALS	17,662,900			
8	MED-PHYSICIAN SVCS	10,488,200			
9	MED-OTHER SERVICES	4,908,800			
10	MEDICAID-EARLY SCREENING	3,890,700			
11	MEDICAID-NURSING HOMES	21,795,000			
12	MEDICAID-INDIAN HEALTH SERVICE	11,064,200			
13	GRM-HOSPITALS	4,268,300			
14	GRM-PHYSICIANS SERVICES	2,099,900			
15	GRM-OTHER SERVICES	3,182,200			
16	GRM-CATASTROPHIC	4,659,800			
17	HEALTH CLINICS	600,000			
18	ALCOHOL AND DRUG ABUSE ADMINISTRATION				
19	ALCOHOL AND DRUG ABUSE ADMINISTRATION	1,534,400			
20	DRUG ABUSE GRANTS				
21	DRUG ABUSE GRANTS	1,550,000			
22	ALCOHOL ABUSE GRANTS				
23	ALCOHOL ABUSE GRANTS	12,513,200			
24	ALASKA PSYCHIATRIC INSTITUTE	12,525,600			
25	FORENSIC TREATMENT AND EVALUATION SERVICES				
26	FORENSIC TREATMENT AND EVALUATION SERVICES	1,097,100			
27	COMMUNITY MENTAL HEALTH SERVICES				

1 DEPARTMENT OF HEALTH & SOCIAL SERVICES (CONT.)			APPROPRIATION	APPROPRIATION FUND SOURCES	
		ALLOCATIONS	ITEMS	GENERAL FUND	OTHER FUNDS
2					
3					
4	REGIONAL ADMINISTRATION	977,500			
5	COMMUNITY MENTAL HEALTH GRANTS	5,750,900			
6	HARBORVIEW	7,524,900			
7	GOVERNORS COUNCIL/HANDICAPPED & GIFTED	236,600			
8	COMMUNITY DEVELOPMENTAL DISABILITIES SERVICES				
9	CLIENT PROGRAM MANAGEMENT	77,700			
10	COMMUNITY SERVICES	4,636,400			
11	MENTAL HEALTH ADMINISTRATION & SUPPORT				
12	CENTRAL OFFICE ADMINISTRATION	899,900			
13	MENTAL HEALTH ADVISORY COUNCIL AND LAND BOARD	8,900			
14	SPECIAL PROJECTS AND GRANTS	109,000			
15	INFORMATION SYSTEMS				
16	DATA SERVICES	4,765,400			
17	COMMISSIONER'S OFFICE				
18	COMMISSIONER'S OFFICE	1,133,700			
19	CIP POSITION-ELIG INFO SYSTEM	66,500			
20	ADMINISTRATIVE SERVICES				
21	DIRECTOR'S OFFICE	212,800			
22	PERSONNEL	462,100			
23	SUPPLY	326,000			
24	FINANCE	734,200			
25	AUDIT	351,000			
26	MANAGEMENT & BUDGET	424,500			
27	ELIGIBILITY INFORMATION SYSTEM				

		ALLOCATIONS	APPROPRIATION ITEMS	APPROPRIATION FUND SOURCES GENERAL FUND	OTHER FUNDS
1	DEPARTMENT OF HEALTH & SOCIAL SERVICES (CONT.)				
2					
3					
4	ELIGIBILITY INFORMATION SYSTEM	2,514,200			
5	PLANNING, POLICY, & PROGRAM EVALUATION				
6	STRATEGIC PLANNING	309,300			
7	HEALTH PLANNING AND DEVELOPMENT	476,300			
8	OVERHEAD & ASSOC. COSTS CIP	55,200			
9	VITAL STATISTICS	428,900			
10	ADMINISTRATION OF JUSTICE				
11	YOUTH CORRECTIONAL SERVICES				
12	ADMINISTRATION	178,500			
13	FIRST DISTRICT	527,100			
14	THIRD DISTRICT	1,164,200			
15	SECOND & FOURTH DISTRICT	907,600			
16	MCLAUGHLIN YOUTH CENTER	6,168,600			
17	FAIRBANKS YOUTH FACILITY	1,379,800			
18	NOME YOUTH FACILITY	902,300			
19	JUNEAU WOMEN'S & JUVENILE FACILITY	148,700			
20	AGENCY UNALLOCATED REDUCTION				
21	AGENCY UNALLOCATED REDUCTION	-4,996,600			
22		* * * * *	* * * * *		
23		* * * * * DEPARTMENT OF LABOR * * * * *			
24		* * * * *	* * * * *		
25	DEPARTMENT OF LABOR TOTAL APPROPRIATIONS		39,562,600	9,325,800	30,236,800

		ALLOCATIONS	APPROPRIATION ITEMS	APPROPRIATION FUND SOURCES GENERAL FUND	OTHER FUNDS
1	DEPARTMENT OF LABOR (CONT.)				
2					
3					
4	SOCIAL SERVICES				
5	EMPLOYMENT SECURITY				
6	EMPLOYMENT SERVICES	9,273,500			
7	UNEMPLOYMENT INSURANCE	10,554,300			
8	UI INVESTIGATION	589,400			
9	ESD DIRECTORS OFFICE	263,900			
10	DATA PROCESSING	2,528,200			
11	WIN	1,361,900			
12	COMMISSIONER'S OFFICE				
13	COMMISSIONER'S OFFICE	671,300			
14	ADMINISTRATIVE SERVICES				
15	MANAGEMENT SERVICES	1,989,600			
16	ADMINISTRATIVE SERVICES	2,062,100			
17	CIP POSITIONS	68,400			
18	PUBLIC PROTECTION				
19	OCCUPATIONAL SAFETY AND HEALTH				
20	OCCUPATIONAL SAFETY AND HEALTH	2,111,900			
21	FISHERMENS FUND				
22	FISHERMENS FUND	1,280,500			
23	WORKERS' COMPENSATION ADMINISTRATION				
24	WORKERS' COMPENSATION ADMINISTRATION	2,474,400			
25	SECOND INJURY FUND	2,316,900			
26	LABOR STANDARDS AND SAFETY				

1 DEPARTMENT OF LABOR (CONT.)			APPROPRIATION	APPROPRIATION FUND SOURCES	
		ALLOCATIONS	ITEMS	GENERAL FUND	OTHER FUNDS
4	WAGE AND HOUR ADMINISTRATION	1,016,500			
5	MECHANICAL INSPECTION	1,141,800			
6	AGENCY UNALLOCATED REDUCTION				
7	AGENCY UNALLOCATED REDUCTION	-142,000			
8			* * * * *		
9			* * * * * DEPARTMENT OF COMMERCE & ECONOMIC DEVELOPMENT * * * * *		
10			* * * * *		
11	DEPARTMENT OF COMMERCE & ECONOMIC DEVELOPMENT TOTAL APPROPRIATIONS		53,283,400	42,495,500	10,787,900
12	NATURAL RESOURCE MANAGEMENT				
13	OIL & GAS CONSERVATION COMMISSION	2,442,300			
14	PUBLIC PROTECTION				
15	MEASUREMENT STANDARDS				
16	MEASUREMENT STANDARDS	2,428,400			
17	BANKING SECURITIES & CORPORATIONS				
18	CORPORATIONS	397,700			
19	FINANCIAL INSTITUTIONS	1,095,100			
20	INSURANCE DIVISION				
21	INSURANCE DIVISION	993,300			
22	OCCUPATIONAL LICENSING				
23	ADMINISTRATION	906,500			
24	LICENSING BOARDS	205,300			
25	INVESTIGATIONS	593,400			
26	OCCUPATIONAL LICENSING				
27	REAL ESTATE COMMISSION	384,600			

1 DEPARTMENT OF COMMERCE & ECONOMIC DEVELOPMENT (CONT.)			APPROPRIATION	APPROPRIATION FUND SOURCES	
2			ITEMS	GENERAL FUND	OTHER FUNDS
3		ALLOCATIONS			
4	COMMISSIONER/ADMIN SERVICES				
5	COMMISSIONER/ADMIN SERVICES	1,251,900			
6	REGULATORY COMMISSIONS				
7	ALASKA TRANSPORTATION COMMISSION	1,563,400			
8	ALASKA PUBLIC UTILITIES COMMISSION	3,004,600			
9	DEVELOPMENT				
10	ENERGY DEVELOPMENT				
11	OFFICE OF OIL & GAS	192,900			
12	DIVISION OF ENERGY & POWER				
13	ENERGY ADMINISTRATION	470,000			
14	CONSERVATION	506,600			
15	INFORMATION AND EDUCATION	398,900			
16	ENERGY ENGINEERING	228,400			
17	PROJECT DIRECT CHARGE POSITIONS & ASSOC COSTS	335,900			
18	CIP OVERHEAD POSITIONS & ASSOC COSTS	243,700			
19	FEDERAL GRANTS	428,600			
20	ALASKA POWER AUTHORITY				
21	ALASKA POWER AUTHORITY ADMINISTRATION	9,296,700			
22	APA PLANT OPERATION & MAINTENANCE	2,247,000			
23	CIP POSITIONS & ASSOCIATED COSTS	2,035,000			
24	ECONOMIC ENTERPRISE				
25	COMMERCIAL FISHERIES	483,400			
26	MINERALS DEVELOPMENT	399,700			

1 DEPARTMENT OF COMMERCE & ECONOMIC DEVELOPMENT (CONT.)			APPROPRIATION	APPROPRIATION FUND SOURCES	
		ALLOCATIONS	ITEMS	GENERAL FUND	OTHER FUNDS
2					
3					
4	ENTERPRISE	796,100			
5	INTERNATIONAL TRADE	620,000			
6	BUSINESS LOANS AND VETERANS AFFAIRS				
7	INVESTMENTS	1,109,100			
8	ACCOUNTING AND COLLECTIONS	1,520,000			
9	VETERANS SERVICES	454,700			
10	FISHERIES ENHANCEMENT TAX RECEIPTS				
11	FISHERIES ENHANCEMENT TAX RECEIPTS	2,440,300			
12	TOURISM DIVISION				
13	TOURISM DIVISION	7,985,500			
14	DEVELOPMENT BOARDS AND COMMISSIONS				
15	ALASKA INDUSTRIAL DEVELOPMENT AUTHORITY	1,782,700			
16	ALASKA RESOURCES CORPORATION	1,316,600			
17	ALASKA SEAFOOD MARKETING INSTITUTE	2,000,000			
18	AGRICULTURE AND FORESTRY				
19	AGRICULTURE AND FORESTRY	417,400			
20	AGRICULTURE & FORESTRY CIP OVERHEAD	175,600			
21	ECONOMIC DEVELOPMENT				
22	FINANCE AND ECONOMICS	799,200			
23	AGENCY UNALLOCATED REDUCTIONS				
24	AGENCY UNALLOCATED REDUCTIONS	-647,100			

1 DEPARTMENT OF COMMERCE & ECONOMIC DEVELOPMENT (CONT.)

2		APPROPRIATION	APPROPRIATION FUND SOURCES	
3		ALLOCATIONS	ITEMS	GENERAL FUND OTHER FUNDS
4	* * * * *		* * * * *	
5	* * * * * DEPARTMENT OF MILITARY AFFAIRS		* * * * *	
6	* * * * *		* * * * *	
7	DEPARTMENT OF MILITARY AFFAIRS TOTAL APPROPRIATIONS		9,955,300	6,247,900 3,707,400
8	PUBLIC PROTECTION			
9	SEARCH AND RESCUE - CIVIL AIR PATROL			
10	SEARCH AND RESCUE--CIVIL AIR PATROL	783,300		
11	DISASTER PLANNING & CONTROL			
12	CIVIL PREPAREDNESS	834,500		
13	RADIOLOGICAL PROGRAM	61,200		
14	CITY PARTICIPATION	130,000		
15	FLOOD CONTROL	79,800		
16	TRAINING	66,600		
17	DISASTER RELIEF ACT	42,200		
18	HANDICAPPED PREPAREDNESS	5,300		
19	RESERVIST PROGRAM	20,400		
20	RADIOLOGICAL DEFENSE PLAN	165,800		
21	NUCLEAR PREPAREDNESS PLAN	82,600		
22	ALASKA NATIONAL GUARD			
23	OFFICE OF ADJUTANT GENERAL	1,353,200		
24	STATE ARMORIES	1,106,500		
25	FEDERAL ARMORIES	1,187,000		
26	ARMY TRAINING SUPPORT	874,400		

1 DEPARTMENT OF MILITARY AFFAIRS (CONT.)			APPROPRIATION	APPROPRIATION FUND SOURCES	
		ALLOCATIONS	ITEMS	GENERAL FUND	OTHER FUNDS
4	AIR TRAINING SUPPORT	989,800			
5	RETENTION AND RETIREMENT	627,600			
6	ALASKA MILITARY ACADEMY	7,800			
7	TRAINING SITES	430,200			
8	RETIREMENT BENEFITS	1,202,200			
9	AGENCY UNALLOCATED REDUCTION				
10	AGENCY UNALLOCATED REDUCTION	-95,100			
11		*****	*****		
12		***** DEPARTMENT OF NATURAL RESOURCES	*****		
13		*****	*****		
14	DEPARTMENT OF NATURAL RESOURCES TOTAL APPROPRIATIONS		62,481,900	49,444,900	13,037,000
15	NATURAL RESOURCE MANAGEMENT				
16	MANAGEMENT & ADMINISTRATION				
17	COMMISSIONERS OFFICE	1,174,000			
18	ADMINISTRATIVE SERVICES	1,888,200			
19	INFORMATION/RECORDS MANAGEMENT	6,927,200			
20	STATE RECORDER	1,843,500			
21	RESEARCH/SPECIAL PROJECTS	2,215,700			
22	DIRECT CHARGE & ASSOCIATED COSTS CIP	2,757,500			
23	MGMT OF FOREST/LAND/WATER RES				
24	LAND SELECTION/TITLE DEFENSE	1,228,200			
25	LAND DISPOSALS/FEE TITLE	2,645,200			
26	LIMITED LAND DISPOSALS/USE	3,105,000			

1 DEPARTMENT OF NATURAL RESOURCES (CONT.)			APPROPRIATION	APPROPRIATION FUND SOURCES	
		ALLOCATIONS	ITEMS	GENERAL FUND	OTHER FUNDS
2					
3					
4	WATER USE MANAGEMENT	1,457,500			
5	TIMBER INVENTORY/SALES	1,532,400			
6	FOREST RESEARCH	644,500			
7	FIRE PROTECTION/SUPPRESSION	5,723,400			
8	FOREST LAND & WATER ADMINISTRATION	2,012,400			
9	MANAGEMENT OF MINERAL RESOURCES				
10	LEASE SALES	2,717,400			
11	LEASE SALE ADMINISTRATION	1,368,900			
12	GEOLOGICAL HAZARD IDENTIFICATION	80,000			
13	GEOLOGICAL INVESTIGATIONS & MAPPING	6,000,000			
14	MINERAL DEVELOPMENT	1,621,900			
15	MINERAL RESOURCES ADMINISTRATION	1,007,500			
16	DIRECT CHARGE & ASSOCIATED COSTS CIP	5,088,300			
17	ENERGY MANAGEMENT				
18	COAL DEVELOPMENT	2,872,900			
19	PARKS & RECREATION				
20	HISTORIC RESOURCE MANAGEMENT	153,100			
21	PARK DESIGN/DEVELOPMENT	266,800			
22	PARK MAINTENANCE & OPERATIONS	4,099,500			
23	PARKS ADMINISTRATION	450,200			
24	DIRECT CHARGE & ASSOCIATED COSTS CIP	954,900			
25	OVERHEAD & ASSOCIATED COSTS CIP	153,400			
26	AGRICULTURAL MANAGEMENT				

1 DEPARTMENT OF NATURAL RESOURCES (CONT.)			APPROPRIATION	APPROPRIATION FUND SOURCES	
		ALLOCATIONS	ITEMS	GENERAL FUND	OTHER FUNDS
4	AGRICULTURAL DEVELOPMENT	711,400			
5	AGRICULTURAL FINANCING/MARKETING/PROMOTION	607,900			
6	AGRICULTURAL RESEARCH/EXTENSION SERVICES	646,800			
7	DIRECTORS OFFICE	200,100			
8	AGENCY UNALLOCATED REDUCTION				
9	AGENCY UNALLOCATED REDUCTION	-1,673,800			
10		*****			
11		***** DEPARTMENT OF FISH & GAME *****			
12		*****			
13	DEPARTMENT OF FISH & GAME TOTAL APPROPRIATIONS		76,262,000	51,132,300	25,129,700
14	COMMERCIAL FISH				
15	FINFISH	13,271,900			
16	SHELLFISH	3,155,400			
17	TECHNICAL SERVICES	716,000			
18	ADMINISTRATION AND SUPPORT	1,849,500			
19	SPECIAL PROJECTS	905,000			
20	D-2 CONVERSION	131,500			
21	SPORT FISH				
22	ADMINISTRATION AND SUPPORT	2,221,600			
23	FINFISH	3,387,100			
24	D-2 CONVERSION	105,000			
25	PIP COSTS	2,665,200			
26	FISHERIES REHABILITATION ENHANCEMENT DEVELOPMENT				

1 DEPARTMENT OF FISH & GAME (CONT.)			APPROPRIATION	APPROPRIATION FUND SOURCES	
2			ITEMS	GENERAL FUND	OTHER FUNDS
3		ALLOCATIONS			
4	SUPPLEMENTAL PRODUCTIONS	10,352,900			
5	ADMINISTRATION & SUPPORT	2,029,700			
6	TECHNICAL SERVICES	1,275,500			
7	FINFISH	275,900			
8	CIP COSTS	261,800			
9	VESSELS				
10	VESSELS	1,992,600			
11	COMMERCIAL FISHERIES ENTRY COMMISSION				
12	COMMERCIAL FISHERIES ENTRY COMMISSION	3,199,700			
13	GAME				
14	GAME	8,771,100			
15	ADMINISTRATION AND SUPPORT	1,415,000			
16	TECHNICAL & LOGISTICAL SERVICES	649,700			
17	SPECIAL PROJECTS	278,500			
18	D-2 CONVERSION	405,000			
19	CIP COSTS	1,212,300			
20	ADMINISTRATION AND SUPPORT				
21	OFFICE OF THE COMMISSIONER	1,473,800			
22	TECHNICAL AND LOGISTICAL SERVICES	731,600			
23	ADMINISTRATIVE SERVICES	3,403,700			
24	CIP COSTS	62,400			
25	BOARDS OF FISHERIES AND GAME	1,426,400			
26	SUBSISTENCE DIVISION				

1 DEPARTMENT OF FISH & GAME (CONT.)			APPROPRIATION	APPROPRIATION FUND SOURCES	
		ALLOCATIONS	ITEMS	GENERAL FUND	OTHER FUNDS
4	ADMINISTRATION AND SUPPORT	871,700			
5	SOCIOECONOMIC INVESTIGATION	1,119,900			
6	TECHNICAL & LOGISTICAL SVCS.	458,000			
7	D-2 CONVERSION	732,200			
8	CIP	630,000			
9	HABITAT PROTECTION				
10	ADMINISTRATION AND SUPPORT	684,800			
11	LAND AND WATER MANAGEMENT	2,215,000			
12	SPECIAL PROJECTS	295,800			
13	CIP COSTS	3,572,100			
14	AGENCY UNALLOCATED REDUCTION	-1,943,300			
15		*****	*****		
16		***** DEPARTMENT OF PUBLIC SAFETY *****			
17		*****	*****		
18	DEPARTMENT OF PUBLIC SAFETY TOTAL APPROPRIATIONS		77,670,600	76,175,000	1,495,600
19	NATURAL RESOURCE MANAGEMENT				
20	FISH & WILDLIFE PROTECTION				
21	ENFORCEMENT	8,981,800			
22	DIRECTORS OFFICE	726,400			
23	AIRCRAFT SECTION	1,035,800			
24	MARINE ENFORCEMENT	2,899,300			
25	PUBLIC PROTECTION				
26	FIRE SAFETY				

1 DEPARTMENT OF PUBLIC SAFETY (CONT.)			APPROPRIATION	APPROPRIATION FUND SOURCES	
		ALLOCATIONS	ITEMS	GENERAL FUND	OTHER FUNDS
2					
3					
4	FIRE SAFETY	1,183,600			
5	HIGHWAY SAFETY PLANNING AGENCY				
6	HIGHWAY SAFETY PLANNING AGENCY	1,164,500			
7	DRIVER VEHICLE SERVICES				
8	DRIVER SERVICES	702,000			
9	VEHICLE SERVICES	397,800			
10	FIELD OPERATIONS	3,238,100			
11	ADMINISTRATION	723,900			
12	ADMINISTRATION OF JUSTICE				
13	ALASKA STATE TROOPERS				
14	STATE TROOPER DETACHMENTS & CIB	23,769,400			
15	NARCOTICS UNIT	1,831,300			
16	DIRECTOR'S OFFICE	874,300			
17	BUREAU OF VEHICLE ENFORCEMENT	1,084,000			
18	SUPPORT AND SERVICE				
19	LABORATORY SERVICES	721,300			
20	CENTRAL COMMUNICATIONS	1,456,100			
21	COMMUNITY SERVICES	192,600			
22	JUDICIAL SERVICES - A.S.T.	3,279,800			
23	PRISONER TRANSPORTATION	730,900			
24	SEARCH AND RESCUE	283,900			
25	BUILDING SECURITY	595,700			
26	ADMINISTRATION				

1 DEPARTMENT OF PUBLIC SAFETY (CONT.)			APPROPRIATION	APPROPRIATION FUND SOURCES	
		ALLOCATIONS	ITEMS	GENERAL FUND	OTHER FUNDS
4	CONTRACT JAILS	3,577,500			
5	COMMISSIONER'S OFFICE	663,600			
6	TRAINING ACADEMY	1,572,300			
7	ADMINISTRATION AND SUPPORT	5,766,700			
8	UNIFORM CRIME REPORTING CENTER	130,000			
9	VILLAGE PUBLIC SAFETY OFFICER PROGRAM				
10	CONTRACTS	3,623,100			
11	DIRECT VILLAGE PUBLIC SAFETY OFFICER SUPPORT	2,449,900			
12	ADMINISTRATION	253,900			
13	POLICE STANDARDS COUNCIL				
14	POLICE STANDARDS COUNCIL	383,400			
15	VIOLENT CRIMES COMPENSATION BOARD				
16	VIOLENT CRIMES COMPENSATION BOARD	401,600			
17	DOMESTIC VIOLENCE COUNCIL				
18	DOMESTIC VIOLENCE COUNCIL	4,136,100			
19	AGENCY UNALLOCATED REDUCTION				
20	AGENCY UNALLOCATED REDUCTION	-1,160,000			
21	*****		*****		
22	***** DEPARTMENT OF TRANSPORTATION/PUBLIC FACILITIES *****		*****		
23	*****		*****		
24	DEPARTMENT OF TRANSPORTATION/PUBLIC FACILITIES TOTAL APPROPRIATIONS		290,404,200	176,997,800	113,406,400

		ALLOCATIONS	APPROPRIATION ITEMS	APPROPRIATION GENERAL FUND	FUND SOURCES OTHER FUNDS
1	STATE BOND COMMITTEE (CONT.)				
2					
3					
4	TRANSPORTATION				
5	ADMINISTRATION				
6	COMMISSIONER'S OFFICE	694,400			
7	ADMINISTRATION				
8	INTERNAL REVIEW	730,200			
9	SUPPORT SERVICES	2,887,700			
10	CENTRAL REGION	1,968,500			
11	INTERIOR REGION	973,800			
12	SOUTHEAST REGION	1,080,200			
13	WESTERN REGION	308,300			
14	SOUTHCENTRAL REGION	610,800			
15	FINANCIAL MANAGEMENT	1,976,700			
16	INFORMATION SYSTEMS	3,205,000			
17	MAINTENANCE & OPERATIONS				
18	ADMINISTRATION	2,486,700			
19	AIRPORT SAFETY & SECURITY	884,400			
20	AIRPORT LEASING	955,100			
21	CENTRAL REGION MAINTENANCE & OPERATIONS				
22	AIRPORTS	6,266,400			
23	HIGHWAYS	20,041,800			
24	TRAFFIC SIGNAL MANAGEMENT	780,000			
25	FACILITIES	3,277,500			
26	ADMINISTRATION	1,057,200			
27	INTERIOR REGION MAINTENANCE & OPERATIONS				

1 DEPARTMENT OF TRANSPORTATION/PUBLIC FACILITIES (CONT.)			APPROPRIATION	APPROPRIATION FUND SOURCES	
		ALLOCATIONS	ITEMS	GENERAL FUND	OTHER FUNDS
4	AIRPORTS	2,449,100			
5	HIGHWAYS	13,012,700			
6	FACILITIES	3,421,200			
7	DALTON HIGHWAY ROAD MAINTENANCE	6,851,000			
8	DALTON HIGHWAY FACILITIES	1,788,800			
9	ADMINISTRATION	1,010,600			
10	SOUTHEAST REGION MAINTENANCE & OPERATIONS				
11	AIRPORTS	525,500			
12	HIGHWAYS	7,694,200			
13	FACILITIES	4,746,300			
14	ADMINISTRATION	350,800			
15	WESTERN REGION MAINTENANCE & OPERATIONS				
16	AIRPORTS	2,594,700			
17	HIGHWAYS	2,017,600			
18	FACILITIES	852,500			
19	ADMINISTRATION	369,500			
20	SOUTHCENTRAL REGION MAINTENANCE & OPERATIONS				
21	AIRPORTS	834,500			
22	HIGHWAYS	8,035,000			
23	FACILITIES	2,768,500			
24	ADMINISTRATION	477,100			
25	STATE EQUIPMENT FLEET				
26	CENTRAL REGION	6,437,300			

1 DEPARTMENT OF TRANSPORTATION/PUBLIC FACILITIES (CONT.)

2		ALLOCATIONS	APPROPRIATION	APPROPRIATION	FUND SOURCES
3			ITEMS	GENERAL FUND	OTHER FUNDS
4	INTERIOR REGION	5,081,000			
5	DALTON HIGHWAY	2,157,500			
6	SOUTHEAST REGION	2,173,200			
7	WESTERN REGION	960,100			
8	SOUTHCENTRAL REGION	2,924,500			
9	ADMINISTRATION	581,800			
10	FUNDING ADJUSTMENTS FOR HWCF SERVICES				
11	ANCHORAGE INTERNATIONAL AIRPORT				
12	FIELD MAINTENANCE	2,649,800			
13	BUILDING MAINTENANCE	3,256,100			
14	SECURITY	3,413,100			
15	CUSTODIAL	2,714,400			
16	EQUIPMENT	1,094,200			
17	ADMINISTRATION	2,030,700			
18	FAIRBANKS INTERNATIONAL AIRPORT				
19	FIELD MAINTENANCE	1,446,200			
20	BUILDING MAINTENANCE	1,166,900			
21	SECURITY	2,941,700			
22	CUSTODIAL	496,900			
23	ADMINISTRATION	676,600			
24	MARINE TRANSPORTATION				
25	SOUTHEAST VESSEL OPERATIONS	38,188,100			
26	SOUTHEAST VESSEL OVERHAUL	8,489,300			

1 DEPARTMENT OF TRANSPORTATION/PUBLIC FACILITIES (CONT.)

2			APPROPRIATION	APPROPRIATION FUND SOURCES	
3		ALLOCATIONS	ITEMS	GENERAL FUND	OTHER FUNDS
4	SOUTHEAST SHORE FACILITIES	2,396,900			
5	SOUTHWEST VESSEL OPERATIONS	8,288,100			
6	SOUTHWEST VESSEL OVERHAUL	1,340,100			
7	SOUTHWEST SHORE FACILITIES	783,600			
8	ADMINISTRATION	2,593,100			
9	DESIGN & CONSTRUCTION ADMINISTRATION				
10	PROGRAM MANAGEMENT	1,110,800			
11	CLAIMS & BIDDING	1,489,000			
12	STANDARDS & TECHNICAL SERVICES				
13	DIRECTOR'S OFFICE	298,900			
14	BRIDGE & HYDROLOGY	1,460,700			
15	RIGHT OF WAY & LAND ACQUISITION	416,200			
16	TECHINCAL SERVICES	1,144,200			
17	ENGINEERING STANDARDS & REVIEW	607,700			
18	MATERIAL ENGINEERING	1,485,700			
19	CIP PROGRAM	640,100			
20	CENTRAL REGION DESIGN & CONSTRUCTION				
21	DIRECTOR'S OFFICE	909,300			
22	AVIATION	3,425,600			
23	HIGHWAYS	6,788,600			
24	BUILDINGS & HARBORS	2,389,300			
25	RIGHT OF WAY	2,559,500			
26	TECHNICAL SERVICES	3,332,400			

1 DEPARTMENT OF TRANSPORTATION/PUBLIC FACILITIES (CONT.)			APPROPRIATION	APPROPRIATION FUND SOURCES	
		ALLOCATIONS	ITEMS	GENERAL FUND	OTHER FUNDS
2					
3					
4	CIP PROGRAM	7,085,600			
5	INTERIOR REGION DESIGN & CONSTRUCTION				
6	DIRECTOR'S OFFICE	766,100			
7	AVIATION	1,799,300			
8	HIGHWAYS	6,355,000			
9	BUILDINGS & HARBORS	1,669,100			
10	RIGHT OF WAY	1,331,500			
11	TECHNICAL SERVICES	2,469,500			
12	HOME RESIDENCY	984,200			
13	VALDEZ RESIDENCY	1,141,000			
14	CIP PROGRAM	9,227,200			
15	SOUTHEAST REGION DESIGN & CONSTRUCTION				
16	DIRECTOR'S OFFICE	1,029,000			
17	HIGHWAYS & AVIATION	3,725,300			
18	HARBORS & MARINE FACILITIES	1,832,400			
19	BUILDINGS	885,200			
20	RIGHT OF WAY	780,300			
21	TECHNICAL SERVICES	1,578,300			
22	CIP PROGRAM	2,380,500			
23	PLANNING & PROGRAMMING				
24	ADMINISTRATION	1,776,200			
25	CENTRAL REGION TRANSPORTATION	1,850,400			
26	CENTRAL REGION FACILITIES	896,600			

1 DEPARTMENT OF TRANSPORTATION/PUBLIC FACILITIES (CONT.)

2		ALLOCATIONS	APPROPRIATION ITEMS	APPROPRIATION FUND SOURCES GENERAL FUND	OTHER FUNDS
3					
4	INTERIOR REGION TRANSPORTATION	1,451,200			
5	INTERIOR REGION FACILITIES	314,200			
6	INTERIOR REGION RESEARCH	1,070,900			
7	SOUTHEAST REGION TRANSPORTATION	2,470,500			
8	SOUTHEAST REGION FACILITIES	576,100			
9	AGENCY UNALLOCATED REDUCTION				
10	AGENCY UNALLOCATED REDUCTION	-7,374,900			
11	*****		*****		
12	***** DEPARTMENT OF ENVIRONMENTAL CONSERVATION *****		*****		
13	*****		*****		
14	DEPARTMENT OF ENVIRONMENTAL CONSERVATION TOTAL APPROPRIATIONS		13,931,000	11,809,400	2,121,600
15	NATURAL RESOURCE MANAGEMENT				
16	ADMINISTRATION				
17	OFFICE OF THE COMMISSIONER	531,000			
18	ADMINISTRATIVE SERVICES	595,300			
19	FACILITY CONSTRUCTION AND OPERATION				
20	FACILITY CONSTRUCTION AND OPERATION	1,150,100			
21	ENVIRONMENTAL QUALITY OPERATIONS				
22	DIRECTORS OFFICE	388,900			
23	MONITORING & LABORATORY SUPPORT	870,100			
24	SOUTHEAST REGION	1,041,500			
25	SOUTHCENTRAL REGION	1,798,600			
26	NORTHERN REGION	2,052,300			
27	ENVIRONMENTAL MANAGEMENT				

1 DEPARTMENT OF ENVIRONMENTAL CONSERVATION (CONT.)			APPROPRIATION	APPROPRIATION FUND SOURCES	
		ALLOCATIONS	ITEMS	GENERAL FUND	OTHER FUNDS
4	DIRECTORS OFFICE	225,100			
5	WATER QUALITY MANAGEMENT	915,500			
6	MANAGEMENT & TECHNICAL ASSISTANCE	557,500			
7	AIR & SOLID WASTE	1,070,200			
8	CAPITAL POSITIONS				
9	PROJECT DIRECT CHARGE POSITIONS	310,300			
10	CIP OVERHEAD POSITIONS	65,400			
11	PUBLIC PROTECTION				
12	SEAFOOD AND ANIMAL INDUSTRIES				
13	ADMINISTRATION	149,500			
14	ANIMAL INDUSTRY	693,700			
15	SEAFOOD INDUSTRY	2,008,100			
16	AGENCY UNALLOCATED REDUCTION				
17	AGENCY UNALLOCATED REDUCTION	-492,100			
18			* * * * *		
19			* * * * * DEPARTMENT OF COMMUNITY & REGIONAL AFFAIRS * * * * *		
20			* * * * *		
21	DEPARTMENT OF COMMUNITY & REGIONAL AFFAIRS TOTAL APPROPRIATIONS		43,457,700	28,255,000	15,202,700
22	SOCIAL SERVICES				
23	SENIOR CITIZENS TAX RELIEF				
24	PROPERTY TAX EXEMPTION	2,158,600			
25	RENTERS EQUIVALENCY REDATE	208,700			
26	WATER & SEWER ASSESSMENTS	168,200			

1 DEPARTMENT OF COMMUNITY & REGIONAL AFFAIRS (CONT.)			APPROPRIATION	APPROPRIATION FUND SOURCES	
		ALLOCATIONS	ITEMS	GENERAL FUND	OTHER FUNDS
2					
3					
4	MOTOR VEHICLE EXEMPTION	117,900			
5	CHILD ASSISTANCE				
6	CHILD CARE	7,725,000			
7	HEAD START GRANTS	2,616,000			
8	CETA				
9	TRAINING & SUPPORT SERVICES	2,384,600			
10	YOUTH PROGRAMS	3,123,500			
11	SPECIAL GOVERNOR'S GRANT	715,200			
12	ADMINISTRATION & EMPLOYMENT COUNSELING	2,454,400			
13	JOB TRAINING PARTNERSHIP ACT	500,000			
14	DISPLACED HOMEOWNERS				
15	DISPLACED HOMEOWNERS	635,200			
16	DEVELOPMENT				
17	COMMUNITY ASSISTANCE GRANTS				
18	AGRICULTURAL LAND EXEMPTION	211,800			
19	NATIONAL FOREST RECEIPTS	2,888,500			
20	RURAL DEVELOPMENT GRANTS	3,100,000			
21	ORGANIZATIONAL GRANTS	30,100			
22	COMMUNITY LEGAL ASSISTANCE GRANTS	48,900			
23	BULK FUEL GRANTS	300,000			
24	LOCAL GOVERNMENT ASSISTANCE				
25	TRAINING, DEVELOPMENT, & RDA	1,425,400			
26	STATE ASSESSOR	336,600			

1 DEPARTMENT OF COMMUNITY & REGIONAL AFFAIRS (CONT.)

2		ALLOCATIONS	APPROPRIATION ITEMS	APPROPRIATION FUND SOURCES GENERAL FUND	OTHER FUNDS
3					
4	LOCAL BOUNDARY COMMISSION	120,000			
5	GRANTS ADMINISTRATION	518,000			
6	COASTAL ENERGY IMPACT PROGRAM	1,127,400			
7	COMMUNITY PLANNING SERVICES				
8	COMMUNITY PLANNING ASSISTANCE	3,384,900			
9	ANCSA PLAN OF SURVEY	408,700			
10	MUNICIPAL LANDS TRUSTEE				
11	MUNICIPAL LANDS TRUSTEE	290,800			
12	ADMINISTRATION & SUPPORT				
13	OFFICE OF THE COMMISSIONER	662,600			
14	ADMINISTRATIVE SERVICES	1,126,500			
15	COMMUNITY BLOCK GRANTS	2,115,000			
16	COASTAL ZONE MANAGEMENT	1,571,000			
17	HOUSING ASSISTANCE				
18	HOUSING ASSISTANCE	1,310,200			
19	SENIOR CITIZEN HOUSING				
20	SENIOR CITIZEN HOUSING DEVELOPMENT	104,300			
21	AGENCY UNALLOCATED REDUCTION				
22	AGENCY UNALLOCATED REDUCTION	-430,300			
23	*****		*****		
24	***** LEGISLATIVE BUDGET & AUDIT *****				
25	*****		*****		
26	LEGISLATIVE BUDGET & AUDIT TOTAL APPROPRIATIONS		37,236,800	37,236,800	

	ALLOCATIONS	APPROPRIATION ITEMS	APPROPRIATION GENERAL FUND	FUND SOURCES OTHER FUNDS
1				
2				
3				
4				
5				
6				
7				
8				
9				
10				
11				
12				
13				
14				
15				
16				
17				
18				
19				
20				
21				
22				
23				

1

1 STATE BOND COMMITTEE (CONT.)

2

3

4

5

6

7

8

9

10

11

12

13

14

15

16

17

18

19

20

21

22

23

24

25

26

	ALLOCATIONS	APPROPRIATION ITEMS	APPROPRIATION GENERAL FUND	FUND SOURCES OTHER FUNDS
	* * * * *	* * * * *		
	* * * * * DEPARTMENT OF CORRECTIONS * * * * *			
	* * * * *	* * * * *		
DEPARTMENT OF CORRECTIONS TOTAL APPROPRIATIONS		57,103,400	56,924,800	178,600
ADMINISTRATION OF JUSTICE				
ADULT CONFINEMENT				
PALMER CORRECTION CENTER	4,310,900			
ANCHORAGE STATE CORRECTION CENTER	2,212,600			
JUNEAU CORRECTION CENTER	4,304,000			
FAIRBANKS CORRECTION CENTER	6,237,200			
KETCHIKAN CORRECTION CENTER	1,617,200			
ANCHORAGE ANNEX CORRECTION CENTER	2,483,900			
HILAND MTN CORRECTION CENTER	4,772,800			
MEADOW CREEK CORRECTIONAL CENTER	1,193,800			
NOME CORRECTION CENTER	1,026,300			
JOHNSON HUMAN SERVICES CENTER	850,300			
RIDGEVIEW MEN'S FACILITY	905,700			
COOK INLET PRE-TRIAL FACILITY	4,834,000			
CORRECTIONAL IND. OPERATIONS	175,600			
CORRECTIONAL INDUSTRIES ADMINISTRATION	247,900			
OUT-OF-STATE CONTRACTUAL SERVICES	3,192,200			
MAJOR MEDICAL & GUARD HIRE	2,809,400			
ANCHORAGE MISDEMEANANT FACILITY	1,675,100			

1

1 DEPARTMENT OF CORRECTIONS (CONT.)			APPROPRIATION	APPROPRIATION FUND SOURCES	
		ALLOCATIONS	ITEMS	GENERAL FUND	OTHER FUNDS
2					
3					
4	SOUTH CENTRAL CORRECTIONAL CENTER	4,756,100			
5	ADULT PROBATION & COMMUNITY PROGRAMS				
6	ADULT PROBATION FIRST JUDICIAL DISTRICT	555,100			
7	ADULT PROBATION SECOND JUDICIAL DISTRICT	310,800			
8	ADULT PROBATION THIRD JUDICIAL DISTRICT	1,398,500			
9	ADULT PROBATION FOURTH JUDICIAL DISTRICT	814,500			
10	COMMUNITY BASED PROGRAMS	3,096,100			
11	CORRECTIONS ADMINISTRATION AND SUPPORT				
12	CORRECTIONS COMMISSIONERS OFFICE	4,855,900			
13	CAREER ENHANCEMENT TRAINING	232,700			
14	CIP ADMINISTRATION	178,600			
15	PAROLE BOARD				
16	PAROLE BOARD	344,900			
17	AGENCY UNALLOCATED REDUCTION				
18	AGENCY UNALLOCATED REDUCTION	-2,288,700			
19					
20					
21					
22	STATE LOAN PROGRAMS TOTAL APPROPRIATIONS				
23					
24					
25					
26	ALASKA COURT SYSTEM TOTAL APPROPRIATIONS		37,528,700	37,528,700	

		ALLOCATIONS	APPROPRIATION ITEMS	APPROPRIATION GENERAL FUND	FUND SOURCES OTHER FUNDS
1	ALASKA COURT SYSTEM (CONT.)				
2					
3					
4	COURTS ADMINISTRATION AND SUPPORT				
5	APPELLATE COURTS	3,679,200			
6	TRIAL COURTS	28,934,300			
7	ADMINISTRATOR & SUPPORT	4,290,500			
8	JUDICIAL QUALIFICATIONS	82,600			
9	JUDICIAL COUNCIL	542,100			
10		*****	*****		
11		***** UNIVERSITY OF ALASKA *****			
12		*****	*****		
13	UNIVERSITY OF ALASKA TOTAL APPROPRIATIONS		245,862,200	152,482,700	93,379,500
14	UNIVERSITY OF ALASKA				
15	STATEWIDE ADMINISTRATION				
16	STATEWIDE ADMINISTRATION	22,356,900			
17	CAPITAL POSITIONS & ASSOCIATED LINE ITEM COSTS				
18	CIP OVERHEAD POSITIONS & ASSOCIATED COSTS	1,520,400			
19	UNIVERSITY OF ALASKA, FAIRBANKS				
20	UNIVERSITY OF ALASKA, FAIRBANKS	73,239,600			
21	ORGANIZED RESEARCH	44,418,400			
22	UNIVERSITY OF ALASKA, ANCHORAGE				
23	UNIVERSITY OF ALASKA, ANCHORAGE	31,857,000			
24	UNIVERSITY OF ALASKA, JUNEAU				
25	UNIVERSITY OF ALASKA, JUNEAU	11,920,300			
26	ANCHORAGE COMMUNITY COLLEGE				

1 UNIVERSITY OF ALASKA (CONT.)

2		ALLOCATIONS	APPROPRIATION ITEMS	APPROPRIATION GENERAL FUND	FUND SOURCES OTHER FUNDS
3					
4	ANCHORAGE COMMUNITY COLLEGE	22,501,000			
5	STATEWIDE STAFF & SUPPORT				
6	- STATEWIDE STAFF & SUPPORT	3,088,100			
7	FISHERIES INDUSTRIAL TECH CR	214,000			
8	CHUKCHI COMMUNITY COLLEGE				
9	CHUKCHI COMMUNITY COLLEGE	1,116,500			
10	KENAI PENINSULA COMMUNITY COLLEGE				
11	KENAI PENINSULA COMMUNITY COLLEGE	4,223,300			
12	KETCHIKAN COMMUNITY COLLEGE				
13	KETCHIKAN COMMUNITY COLLEGE	1,763,900			
14	KODIAK COMMUNITY COLLEGE				
15	KODIAK COMMUNITY COLLEGE	2,406,700			
16	KUSKOKWIM COMMUNITY COLLEGE				
17	KUSKOKWIM COMMUNITY COLLEGE	4,540,000			
18	MATANUSKA - SUSITNA COMMUNITY COLLEGE				
19	MATANUSKA - SUSITNA COMMUNITY COLLEGE	2,077,000			
20	NORTHWEST COMMUNITY COLLEGE				
21	NORTHWEST COMMUNITY COLLEGE	2,379,500			
22	PRINCE WILLIAM SOUND COMMUNITY COLLEGE				
23	PRINCE WILLIAM SOUND COMMUNITY COLLEGE	2,145,900			
24	SITKA COMMUNITY COLLEGE				
25	SITKA COMMUNITY COLLEGE	1,318,000			
26	TANANA VALLEY COMMUNITY COLLEGE				

1 UNIVERSITY OF ALASKA (CONT.)			APPROPRIATION	APPROPRIATION	FUND SOURCES
		ALLOCATIONS	ITEMS	GENERAL FUND	OTHER FUNDS
4	TANANA VALLEY COMMUNITY COLLEGE	5,531,200			
5	RURAL EDUCATION				
6	RURAL EDUCATION	5,074,100			
7	COOPERATIVE EXTENSION SERVICE				
8	COOPERATIVE EXTENSION SERVICE	6,080,200			
9	AGENCY UNALLOCATED REDUCTION				
10	AGENCY UNALLOCATED REDUCTION	-3,909,800			
11		*****	*****		
12		***** STATE BOND COMMITTEE *****			
13		*****	*****		
14	STATE BOND COMMITTEE TOTAL APPROPRIATIONS		180,620,000	178,655,000	1,965,000
15	TRANSPORTATION				
16	DEBT SERVICE				
17	INTERNATIONAL AIRPORT REVENUE BONDS	1,965,000			
18	GENERAL GOVERNMENT				
19	STATE BOND COMMITTEE				
20	DEBT SERVICE	178,655,000			
21	* SEC. 5 THE FOLLOWING IS A LISTING SETTING OUT THE FUNDING OF THE APPROPRIATIONS MADE IN THE PRECEDING SECTIONS OF THIS				
22	ACT. THE LISTING IS ARRANGED IN PROGRAM AGENCY ORDER FOR THE OPERATING EXPENDITURES.				
23	OFFICE OF THE GOVERNOR		56,143,200		
24	FEDERAL RECEIPTS	1,693,300			
25	GENERAL FUND	48,851,600			
26	INTER-AGENCY RECEIPTS	2,695,700			

	ALLOCATIONS	TOTAL APPROPRIATIONS
1 OFFICE OF THE GOVERNOR (CONT.)		
2 AGRICULTURAL LOAN FUND	21,600	
3 HIGHWAY WORKING CAPITAL FUND	366,700	
4 INTERNATIONAL AIRPORT REVENUE FUND	657,200	
5 PROGRAM RECEIPTS	1,659,100	
6 PUBLIC EMPLOYEES RETIREMENT FUND	36,400	
7 DISABLED FISHERMANS RESERVE ACCOUNT	3,300	
8 SURPLUS PROPERTY REVOLVING FUND	6,300	
9 TEACHERS RETIREMENT SYSTEM FUND	33,800	
10 VETERANS REVOLVING LOAN FUND	23,800	
11 RESTRICTED RECEIPTS, U OF A	88,300	
12 TRAINING AND BUILDING FUND	6,100	
13 *** TOTAL FUNDING - OFFICE OF THE GOVERNOR ***	56,143,200	
14 DEPARTMENT OF ADMINISTRATION		173,458,500
15 FEDERAL RECEIPTS	4,262,800	
16 GENERAL FUND MATCH	655,100	
17 GENERAL FUND	124,037,300	
18 INTER-AGENCY RECEIPTS	38,600,600	
19 FICA ADMINISTRATION FUND ACCOUNT	89,700	
20 PROGRAM RECEIPTS	2,447,600	
21 PUBLIC EMPLOYEES RETIREMENT FUND	1,790,400	
22 SURPLUS PROPERTY REVOLVING FUND	204,300	
23 TEACHERS RETIREMENT SYSTEM FUND	1,370,700	
24 *** TOTAL FUNDING - DEPARTMENT OF ADMINISTRATION ***	173,458,500	
25 DEPARTMENT OF LAW		30,395,900
26 GENERAL FUND	26,809,200	

	ALLOCATIONS	TOTAL APPROPRIATIONS
1 DEPARTMENT OF LAW (CONT.)		
2 INTER-AGENCY RECEIPTS	3,586,700	
3 *** TOTAL FUNDING - DEPARTMENT OF LAW ***	30,395,900	
4 DEPARTMENT OF REVENUE		36,221,300
5 FEDERAL RECEIPTS	2,408,900	
6 GENERAL FUND MATCH	1,023,200	
7 GENERAL FUND	25,803,900	
8 PROGRAM RECEIPTS	5,979,700	
9 PUBLIC EMPLOYEES RETIREMENT FUND	502,800	
10 TEACHERS RETIREMENT SYSTEM FUND	502,800	
11 *** TOTAL FUNDING - DEPARTMENT OF REVENUE ***	36,221,300	
12 DEPARTMENT OF EDUCATION		614,157,400
13 FEDERAL RECEIPTS	29,964,400	
14 GENERAL FUND MATCH	1,198,300	
15 GENERAL FUND	565,128,200	
16 INTER-AGENCY RECEIPTS	3,177,000	
17 PROGRAM RECEIPTS	1,048,500	
18 SCHOOL FUND (CIGARETTE TAX)	2,500,000	
19 PUBLIC LAW 81-874/GENERAL FUND	10,891,000	
20 TRAINING AND BUILDING FUND	250,000	
21 *** TOTAL FUNDING - DEPARTMENT OF EDUCATION ***	614,157,400	
22 DEPARTMENT OF HEALTH & SOCIAL SERVICES		292,691,700
23 FEDERAL RECEIPTS	83,265,300	
24 GENERAL FUND MATCH	61,879,600	
25 GENERAL FUND	138,882,200	
26 INTER-AGENCY RECEIPTS	4,406,900	

	ALLOCATIONS	TOTAL APPROPRIATIONS
1 DEPARTMENT OF HEALTH & SOCIAL SERVICES (CONT.)		
2 PROGRAM RECEIPTS	144,000	
3 TITLE 20	4,113,700	
4 *** TOTAL FUNDING - DEPARTMENT OF HEALTH & SOCIAL SERVICES ***	292,691,700	
5 DEPARTMENT OF LABOR		39,562,600
6 FEDERAL RECEIPTS	20,193,300	
7 GENERAL FUND MATCH	1,103,300	
8 GENERAL FUND	8,222,500	
9 INTER-AGENCY RECEIPTS	6,432,400	
10 PROGRAM RECEIPTS	243,700	
11 SECOND INJURY FUND RESERVE ACCOUNT	1,887,400	
12 DISABLED FISHERMANS RESERVE ACCOUNT	1,280,500	
13 TRAINING AND BUILDING FUND	199,500	
14 *** TOTAL FUNDING - DEPARTMENT OF LABOR ***	39,562,600	
15 DEPARTMENT OF COMMERCE & ECONOMIC DEVELOPMENT		53,283,400
16 FEDERAL RECEIPTS	428,600	
17 GENERAL FUND	42,495,500	
18 INTER-AGENCY RECEIPTS	2,790,200	
19 PROGRAM RECEIPTS	6,691,800	
20 VETERANS REVOLVING LOAN FUND	877,300	
21 *** TOTAL FUNDING - DEPARTMENT OF COMMERCE & ECONOMIC DEVELOPMENT ***	53,283,400	
22 DEPARTMENT OF MILITARY AFFAIRS		9,955,300
23 FEDERAL RECEIPTS	3,677,700	
24 GENERAL FUND MATCH	713,100	
25 GENERAL FUND	5,534,800	

	ALLOCATIONS	TOTAL APPROPRIATIONS
1 DEPARTMENT OF MILITARY AFFAIRS (CONT.)		
2 PROGRAM RECEIPTS	29,700	
3 *** TOTAL FUNDING - DEPARTMENT OF MILITARY AFFAIRS ***	9,955,300	
4 DEPARTMENT OF NATURAL RESOURCES		62,481,900
5 FEDERAL RECEIPTS	3,277,500	
6 GENERAL FUND MATCH	478,600	
7 GENERAL FUND	48,966,300	
8 INTER-AGENCY RECEIPTS	9,017,400	
9 AGRICULTURAL LOAN FUND	567,100	
10 PROGRAM RECEIPTS	175,000	
11 *** TOTAL FUNDING - DEPARTMENT OF NATURAL RESOURCES ***	62,481,900	
12 DEPARTMENT OF FISH & GAME		76,262,000
13 FEDERAL RECEIPTS	9,979,100	
14 GENERAL FUND	51,132,300	
15 INTER-AGENCY RECEIPTS	8,699,600	
16 FISH AND GAME FUND	6,005,000	
17 PROGRAM RECEIPTS	446,000	
18 *** TOTAL FUNDING - DEPARTMENT OF FISH & GAME ***	76,262,000	
19 DEPARTMENT OF PUBLIC SAFETY		77,670,600
20 FEDERAL RECEIPTS	835,100	
21 GENERAL FUND MATCH	39,100	
22 GENERAL FUND	76,135,900	
23 PROGRAM RECEIPTS	660,500	
24 *** TOTAL FUNDING - DEPARTMENT OF PUBLIC SAFETY ***	77,670,600	
25 DEPARTMENT OF TRANSPORTATION/PUBLIC FACILITIES		290,404,200
26 FEDERAL RECEIPTS	150,000	

	ALLOCATIONS	TOTAL APPROPRIATIONS
1 DEPARTMENT OF TRANSPORTATION/PUBLIC FACILITIES (CONT.)		
2 GENERAL FUND	176,997,800	
3 INTER-AGENCY RECEIPTS	61,435,800	
4 HIGHWAY WORKING CAPITAL FUND	26,636,400	
5 INTERNATIONAL AIRPORT REVENUE FUND	23,164,000	
6 PROGRAM RECEIPTS	2,020,200	
7 *** TOTAL FUNDING - DEPARTMENT OF TRANSPORTATION/PUBLIC FACILITIES ***	290,404,200	
8 DEPARTMENT OF ENVIRONMENTAL CONSERVATION		13,931,000
9 FEDERAL RECEIPTS	1,620,400	
10 GENERAL FUND MATCH	892,200	
11 GENERAL FUND	10,917,200	
12 INTER-AGENCY RECEIPTS	456,200	
13 PROGRAM RECEIPTS	45,000	
14 *** TOTAL FUNDING - DEPARTMENT OF ENVIRONMENTAL CONSERVATION ***	13,931,000	
15 DEPARTMENT OF COMMUNITY & REGIONAL AFFAIRS		43,457,700
16 FEDERAL RECEIPTS	13,583,800	
17 GENERAL FUND MATCH	150,000	
18 GENERAL FUND	28,105,000	
19 INTER-AGENCY RECEIPTS	1,548,500	
20 PROGRAM RECEIPTS	70,400	
21 *** TOTAL FUNDING - DEPARTMENT OF COMMUNITY & REGIONAL AFFAIRS ***	43,457,700	
22 LEGISLATIVE BUDGET & AUDIT		37,236,800
23 GENERAL FUND	37,236,800	
24 *** TOTAL FUNDING - LEGISLATIVE BUDGET & AUDIT ***	37,236,800	
25 DEPARTMENT OF CORRECTIONS		57,103,400

	ALLOCATIONS	TOTAL APPROPRIATIONS
1 DEPARTMENT OF CORRECTIONS (CONT.)		
2 GENERAL FUND	56,924,800	
3 PROGRAM RECEIPTS	178,600	
4 *** TOTAL FUNDING - DEPARTMENT OF CORRECTIONS ***	57,103,400	
5 ALASKA COURT SYSTEM		37,528,700
6 GENERAL FUND	37,528,700	
7 *** TOTAL FUNDING - ALASKA COURT SYSTEM ***	37,528,700	
8 UNIVERSITY OF ALASKA		245,862,200
9 FEDERAL RECEIPTS	26,464,500	
10 GENERAL FUND MATCH	2,718,300	
11 GENERAL FUND	149,764,400	
12 INTER-AGENCY RECEIPTS	8,885,600	
13 PROGRAM RECEIPTS	20,036,900	
14 STUDENT FEES, UNIVERSITY OF ALASKA	13,165,400	
15 INDIRECT COST RECOVERY	7,223,300	
16 RESTRICTED RECEIPTS, U OF A	17,603,800	
17 *** TOTAL FUNDING - UNIVERSITY OF ALASKA ***	245,862,200	
18 STATE BOND COMMITTEE		180,620,000
19 GENERAL FUND	178,655,000	
20 INTERNATIONAL AIRPORT REVENUE FUND	1,965,000	
21 *** TOTAL FUNDING - STATE BOND COMMITTEE ***	180,620,000	
22 * * * * * TOTAL BUDGET * * * * *	2,428,427,800	
23 * SEC. 6 THIS ACT TAKES EFFECT JULY 1, 1983.		

Introduced: 3/25/83
Referred: Finance

1 IN THE HOUSE

BY THE RULES COMMITTEE BY
REQUEST OF THE GOVERNOR

2 SPONSOR SUBSTITUTE FOR HOUSE BILL NO. 105

3 IN THE LEGISLATURE OF THE STATE OF ALASKA

4 THIRTEENTH LEGISLATURE - FIRST SESSION

5 A BILL

6 For an Act entitled: "An Act appropriating for the operating expenses and
7 Permanent Fund Dividend Program of the state govern-
8 ment; and providing for an effective date."

9 BE IT ENACTED BY THE LEGISLATURE OF THE STATE OF ALASKA:

10 * Section 1. A sum is appropriated from the general fund necessary to
11 pay interest on revenue anticipation notes issued by the commissioner of
12 revenue under AS 43.08.010.

13 * Sec. 2. Federal or other program receipts which exceed the amounts
14 appropriated in this Act are appropriated conditioned upon compliance with
15 the program review provisions of AS 37.07.080(h).

16 * Sec. 3. The following items are appropriated from the undistributed
17 income account of the Alaska permanent fund (AS 37.13.145) for the purposes
18 set out below for the fiscal year ending June 30, 1984:

19 Department of Revenue

20 Reinvestment of Permanent Fund \$101,000,000

21 Department of Administration

22 Longevity Bonus 30,400,000

23 Department of Community & Regional Affairs

24 Revenue Sharing -- Municipal

25 Assistance 141,400,000

26 TOTAL \$272,800,000

27 (SECTION 4 BEGINS ON NEXT PAGE)

1 * SEC. 4 THE FOLLOWING ITEMS ARE HEREBY APPROPRIATED AND ALLOCATED FOR OPERATING EXPENDITURES FROM THE GENERAL FUND OR
 2 OTHER FUNDS AS SET OUT IN SEC. 5 TO THE STATE AGENCIES NAMED AND FOR THE PURPOSES EXPRESSED FOR THE FISCAL YEAR BEGINNING
 3 JULY 1, 1983 AND ENDING JUNE 30, 1984 UNLESS OTHERWISE SPECIFIED.

	ALLOCATIONS	APPROPRIATION ITEMS	APPROPRIATION GENERAL FUND	FUND SOURCES OTHER FUNDS
6	* * * * *	* * * * *		
7	* * * * * OFFICE OF THE GOVERNOR * * * * *			
8	* * * * *	* * * * *		
9	OFFICE OF THE GOVERNOR TOTAL APPROPRIATIONS	56,143,200	48,851,600	7,291,600
10	ADMINISTRATION OF JUSTICE			
11	COMMISSIONS			
12	STATUS OF WOMEN COMMISSION	342,700		
13	COMMISSIONS			
14	HUMAN RIGHTS COMMISSION	1,534,900		
15	GENERAL GOVERNMENT			
16	EXECUTIVE OPERATIONS			
17	EXECUTIVE OFFICE	5,257,900		
18	ALASKA LANDS USE COUNCIL	340,500		
19	COUNCIL ON ECONOMIC POLICY	100,000		
20	SALARY AND BENEFITS INCREASES - ALL AGENCIES	38,866,300		
21	CONTINGENCY FUND	750,000		
22	EXECUTIVE MANSION	516,800		
23	LIEUTENANT GOVERNOR			
24	LIEUTENANT GOVERNOR	558,100		
25	OFFICE OF MANAGEMENT AND BUDGET			
26	OFFICE OF MANAGEMENT AND BUDGET	6,123,500		
27	ELECTIVE OPERATIONS			
28	ELECTIONS	2,010,500		

OFFICE OF THE GOVERNOR (CONT.)		ALLOCATIONS	APPROPRIATION ITEMS	APPROPRIATION GENERAL FUND	FUND SOURCES OTHER FUNDS
4	AGENCY UNALLOCATED REDUCTION				
5	AGENCY UNALLOCATED REDUCTION	-258,000			
6	*****		*****		
7	***** DEPARTMENT OF ADMINISTRATION *****				
8	*****		*****		
9	DEPARTMENT OF ADMINISTRATION TOTAL APPROPRIATIONS		173,458,500	124,692,400	48,766,100
10	EDUCATION				
11	TEACHER RETIREMENT MATCH				
12	TEACHER RETIREMENT MATCH	31,445,100			
13	SOCIAL SERVICES				
14	LONGEVITY BONUS				
15	LONGEVEITY BONUS	280,200			
16	PIONEERS HOMES				
17	SITKA	3,734,200			
18	FAIRBANKS	3,450,000			
19	PALMER	3,061,900			
20	KOTZEBUE	789,900			
21	ANCHORAGE	5,337,700			
22	KETCHIKAN	2,289,900			
23	CENTRAL OFFICE	228,200			
24	OLDER ALASKANS COMMISSION				
25	ADMINISTRATION COMPONENT	1,117,800			
26	GRANTS AND SERVICES	6,022,200			

	ALLOCATIONS	APPROPRIATION ITEMS	APPROPRIATION GENERAL FUND	FUND SOURCES OTHER FUNDS
1 DEPARTMENT OF ADMINISTRATION (CONT.)				
2				
3				
4 ADMINISTRATION OF JUSTICE				
5 PUBLIC DEFENDER				
6 FIRST JUDICIAL DISTRICT	532,200			
7 SECOND JUDICIAL DISTRICT	501,200			
8 THIRD JUDICIAL DISTRICT	2,083,100			
9 FOURTH JUDICIAL DISTRICT	1,086,300			
10 ADMINISTRATION AND SUPPORT	201,600			
11 GENERAL GOVERNMENT				
12 PUBLIC OFFICES COMMISSION				
13 PUBLIC OFFICES COMMISSION	590,600			
14 PUBLIC BROADCASTING COMMISSION				
15 PUBLIC BROADCASTING COMMISSION	7,387,600			
16 CENTRALIZED SERVICES				
17 COMMISSIONER'S OFFICE	882,000			
18 FISCAL/PERSONNEL	885,500			
19 WORD PROCESSING CENTERS	1,116,200			
20 CENTREX SYSTEM CHARGES	953,100			
21 LABOR RELATIONS AGENCY	86,100			
22 EQUAL EMPLOYMENT OPPORTUNITY	610,900			
23 OFFICE OF INFORMATION MANAGEMENT	448,000			
24 TELECOMMUNICATIONS SYSTEMS	9,966,700			
25 TELECOMMUNICATIONS SERVICES	656,900			
26 CIP DIRECT CHARGE POSITIONS & COSTS				

1 DEPARTMENT OF ADMINISTRATION (CONT.)			APPROPRIATION	APPROPRIATION FUND SOURCES	
		ALLOCATIONS	ITEMS	GENERAL FUND	OTHER FUNDS
2					
3					
4	CIP DIRECT CHARGE POSITIONS & COSTS	809,000			
5	ACCOUNTING				
6	PRE-AUDIT	476,300			
7	ACCOUNTING SERVICES	383,600			
8	PAYROLL ACCOUNTING	661,700			
9	ADMINISTRATION AND SUPPORT	301,300			
10	FINANCIAL SYSTEMS	2,952,600			
11	PERSONNEL AND LABOR RELATIONS SERVICES				
12	PERSONNEL	5,993,200			
13	PERSONNEL & LABOR RELATIONS				
14	LABOR RELATIONS	732,300			
15	GENERAL SERVICES				
16	PURCHASING	1,491,700			
17	PROPERTY MANAGEMENT	588,500			
18	CENTRAL DUPLICATING AND MAIL	2,119,600			
19	ARCHIVES	812,900			
20	DATA PROCESSING				
21	DATA PROCESSING				
22	COMPUTING SERVICES	15,106,200			
23	MANAGEMENT SERVICES	394,600			
24	RETIREMENT & BENEFITS				
25	RETIREMENT & BENEFITS	5,217,500			
26	BUILDING & EQUIPMENT SERVICES				

1

DEPARTMENT OF ADMINISTRATION (CONT.)		ALLOCATIONS	APPROPRIATION ITEMS	APPROPRIATION GENERAL FUND	FUND SOURCES OTHER FUNDS
1	DEPARTMENT OF ADMINISTRATION (CONT.)				
2					
3		ALLOCATIONS			
4	LEASING & FACILITIES	36,325,100			
5	BUILDING AND EQUIPMENT SERVICES				
6	EMPLOYEE HOUSING	1,543,400			
7	RISK MANAGEMENT				
8	PREMIUMS/LOSS RETENTION	14,230,400			
9	OPERATIONS	580,900			
10	AGENCY UNALLOCATED REDUCTION				
11	AGENCY UNALLOCATED REDUCTION	-3,007,400			
12		* * * * *	* * * * *		
13		* * * * * DEPARTMENT OF LAW	* * * * *		
14		* * * * *	* * * * *		
15	DEPARTMENT OF LAW TOTAL APPROPRIATIONS		30,395,900	26,809,200	3,586,700
16	PUBLIC PROTECTION				
17	OFFICE OF CONSUMER PROTECTION				
18	OFFICE OF CONSUMER PROTECTION	767,300			
19	ADMINISTRATION OF JUSTICE				
20	PROSECUTION				
21	FIRST JUDICIAL DISTRICT	1,012,700			
22	SECOND JUDICIAL DISTRICT	767,600			
23	THIRD JUDICIAL DISTRICT	3,434,200			
24	FOURTH JUDICIAL DISTRICT	1,455,300			
25	ADMINISTRATION AND SUPPORT	1,088,000			
26	CRIMINAL APPEALS & SPECIAL PROSECUTION	1,338,400			

1

		ALLOCATIONS	APPROPRIATION ITEMS	APPROPRIATION GENERAL FUND	FUND SOURCES OTHER FUNDS
1	DEPARTMENT OF LAW (CONT.)				
2					
3					
4	PRE TRIAL DIVERSION	607,200			
5	GENERAL GOVERNMENT				
6	LEGAL SERVICES				
7	OPERATIONS	7,802,700			
8	ADMINISTRATION & SUPPORT	449,800			
9	SPECIAL OIL AND GAS PROJECTS	12,031,000			
10	AGENCY UNALLOCATED REDUCTION				
11	AGENCY UNALLOCATED REDUCTION	-408,300			
12		*****	*****		
13		*****	*****		
14		*****	*****		
15	DEPARTMENT OF REVENUE TOTAL APPROPRIATIONS		36,221,300	26,827,100	9,394,200
16	PUBLIC PROTECTION				
17	ALCOHOLIC BEVERAGE CONTROL BOARD				
18	ALCOHOLIC BEVERAGE CONTROL BOARD	669,000			
19	DEVELOPMENT				
20	SHARED TAXES				
21	AMUSEMENT AND GAMING TAX	42,500			
22	AVIATION FUEL TAX	141,000			
23	ELECTRIC AND TELEPHONE COOPERATIVE TAX	1,300,000			
24	LIQUOR LICENSE TAX	900,000			
25	FISHERIES TAX	7,858,000			
26	MUNICIPAL BOND BANK AUTHORITY				
27	MUNICIPAL BOND BANK AUTHORITY	384,400			

1 DEPARTMENT OF REVENUE (CONT.)			APPROPRIATION	APPROPRIATION FUND SOURCES	
		ALLOCATIONS	ITEMS	GENERAL FUND	OTHER FUNDS
2					
3					
4	ALASKA HOUSING FINANCE CORPORATION				
5	HOUSING FINANCE CORPORATION	3,158,600			
6	PERMANENT FUND CORPORATION				
7	PERMANENT FUND CORPORATION	2,296,000			
8	GENERAL GOVERNMENT				
9	REVENUE OPERATIONS				
10	AUDIT	2,910,200			
11	PETROLEUM REVENUE	1,841,200			
12	ENFORCEMENT	1,246,200			
13	TREASURY MANAGEMENT	2,581,200			
14	PUBLIC SERVICE	1,621,900			
15	CHILD SUPPORT ENFORCEMENT				
16	CHILD SUPPORT ENFORCEMENT	3,572,800			
17	ADMINISTRATION AND SUPPORT				
18	OFFICE OF THE COMMISSIONER	1,599,100			
19	ADMINISTRATIVE SERVICES	2,729,400			
20	CHILD CARE CREDITS	1,414,500			
21	POLITICAL CAMPAIGN CONTRIBUTIONS	750,000			
22	AGENCY UNALLOCATED REDUCTION				
23	AGENCY UNALLOCATED REDUCTION	-794,700			

1 LEGISLATIVE BUDGET & AUDIT (CONT.)			APPROPRIATION	APPROPRIATION FUND SOURCES	
2		ALLOCATIONS	ITEMS	GENERAL FUND	OTHER FUNDS
3					
4	*****		*****		
5	***** DEPARTMENT OF EDUCATION *****				
6	*****		*****		
7	DEPARTMENT OF EDUCATION TOTAL APPROPRIATIONS		614,157,400	566,326,500	47,830,900
8	EDUCATION				
9	K-12 FOUNDATION SUPPORT				
10	STUDENT ADM SUPPORT	308,494,300			
11	SPECIAL EDUCATION ADJUSTMENTS	50,958,700			
12	VOCATIONAL EDUCATION ADJUSTMENTS	22,481,100			
13	CORRESPONDENCE STUDY - STATE	1,976,100			
14	CORRESPONDENCE STUDY-LOCAL	5,503,900			
15	BILINGUAL PROGRAM ADJUSTMENT	11,788,200			
16	SUPPLEMENTAL EQUALIZATION AID	30,393,900			
17	OTHER K-12 SUPPORT				
18	PUPIL TRANSPORTATION-PUBLIC	20,062,100			
19	STUDENT LUNCH PROGRAM	6,000,000			
20	CIGARETTE TAX DISTRIBUTION	2,500,000			
21	TUITION STUDENTS	3,404,800			
22	BOARDING HOME GRANTS	598,500			
23	STATE CONTRACT PROGRAMS	26,874,600			
24	DEBT RETIREMENT	59,887,800			
25	KOTZEBUE TECHNICAL CENTER	1,090,000			
26	RURAL SCHOOL VOCATIONAL ED PROGRAM (RSVP)	730,400			
27	EDUCATION PROGRAM ADMIN				

1 DEPARTMENT OF EDUCATION (CONT.)			APPROPRIATION	APPROPRIATION FUND SOURCES	
2			ITEMS	GENERAL FUND	OTHER FUNDS
3		ALLOCATIONS			
4	MANAGEMENT AND MONITORING SERVICE	177,400			
5	DISTRICT SUPPORT SERVICES	946,500			
6	DEPARTMENT ADMINISTRATIVE SERVICES	917,700			
7	DEPARTMENT OVERHEAD EXPENSES	864,700			
8	CAREER & VOCATIONAL EDUCATION	2,457,200			
9	SPECIAL EDUCATION	663,200			
10	FEDERAL PROGRAMS ADMINISTRATION	14,607,500			
11	EDUCATION PROGRAM DEVELOPMENT	1,925,400			
12	COMMISSIONER	776,800			
13	CIP OVERHEAD & ASSOC. COSTS				
14	CIP OVERHEAD & ASSOC. COSTS	330,000			
15	EDUCATION DESIGN & DELIVERY				
16	PLANNING INFORMATION & RESEARCH	1,131,300			
17	EDUCATIONAL TECHNOLOGY AND TELECOMMUNICATIONS	2,353,900			
18	CORRESPONDENCE STUDY-DOE	2,230,100			
19	EDUCATION BOARDS COMMISSIONS & ASSOCIATIONS				
20	STATE BOARD OF EDUCATION	130,000			
21	OTHER COMMISSIONS & ASSOCIATIONS	165,400			
22	PROFESSIONAL TEACHING PRACTICES COMMISSION	121,700			
23	ADULT & POSTSECONDARY SUPPORT				
24	ADULT BASIC EDUCATION	3,557,800			
25	COMMUNITY SCHOOLS ADJUSTMENTS	4,025,400			
26	FIRE SERVICE TRAINING	82,400			

1 DEPARTMENT OF EDUCATION (CONT.)

2		ALLOCATIONS	APPROPRIATION	APPROPRIATION FUND SOURCES
3			ITEMS	GENERAL FUND OTHER FUNDS
4	ADULT VOCATIONAL EDUCATION	133,700		
5	OTHER VOCATIONAL EDUCATION GRANTS	100,000		
6	GRANTS ADMINISTRATION	1,088,900		
7	YOUTH EMPLOYMENT SERVICES	472,400		
8	ALASKA VOCATIONAL TECHNICAL CENTER			
9	SEWARD CENTER	4,513,100		
10	VOCATIONAL REHABILITATION			
11	COUNSELING & PLACEMENT	3,239,000		
12	SERVICES TO CLIENTS	2,867,700		
13	INDEPENDENT LIVING REHABILITATION	717,000		
14	ADMINISTRATION	762,300		
15	SPECIALIZED FACILITIES	451,800		
16	STATE SUPPORTED FACILITIES	44,200		
17	DISABILITY DETERMINATION	1,547,800		
18	EMPLOYMENT OF THE HANDICAPPED	199,400		
19	STUDENT FINANCIAL AID			
20	WICHE - STUDENT EXCHANGE PROGRAM	1,708,600		
21	STUDENT INCENTIVE GRANT PROGRAM	234,000		
22	ALASKA POSTSECONDARY EDUCATION COMMISSION			
23	AK STUDENT LOAN ADMINISTRATION	2,486,200		
24	WICHE-ADMINISTRATION	55,400		
25	GENERAL ADMINISTRATION	1,026,200		
26	ALASKA HISTORICAL COMMISSION			

1 DEPARTMENT OF EDUCATION (CONT.)			APPROPRIATION	APPROPRIATION FUND SOURCES	
		ALLOCATIONS	ITEMS	GENERAL FUND	OTHER FUNDS
2					
3					
4	ALASKA HISTORICAL COMMISSION	579,400			
5	ALASKA STATE COUNCIL ON THE ARTS				
6	ADMINISTRATION & SUPPORT	5,626,100			
7	ALASKA STATE LIBRARY AND MUSEUMS				
8	LIBRARY OPERATIONS	4,376,400			
9	MUSEUM OPERATIONS	946,100			
10	BLUE BOOK	15,100			
11	AGENCY UNALLOCATED REDUCTION				
12	AGENCY UNALLOCATED REDUCTION	-9,242,200			
13	* * * * *		* * * * *		
14	* * * * * DEPARTMENT OF HEALTH & SOCIAL SERVICES		* * * * *		
15	* * * * *		* * * * *		
16	DEPARTMENT OF HEALTH & SOCIAL SERVICES TOTAL APPROPRIATIONS		292,691,700	200,761,800	91,929,900
17	SOCIAL SERVICES				
18	ASSISTANCE PAYMENTS				
19	AID TO FAMILIES WITH DEPENDENT CHILDREN	45,366,200			
20	AID TO THE BLIND	196,000			
21	AID TO THE DISABLED	7,626,700			
22	GENERAL RELIEF	900,000			
23	OLD AGE ASSISTANCE	6,762,600			
24	ENERGY ASSISTANCE				
25	ENERGY ASSISTANCE	6,747,500			
26	PUBLIC ASSISTANCE ADMINISTRATION				

1 DEPARTMENT OF HEALTH & SOCIAL SERVICES (CONT.)

2		ALLOCATIONS	APPROPRIATION	APPROPRIATION	FUND SOURCES
3			ITEMS	GENERAL FUND	OTHER FUNDS
4	ADMINISTRATION	2,235,600			
5	QUALITY CONTROL	702,500			
6	STAFF DEVELOPMENT	286,600			
7	ELIGIBILITY DETERMINATION	9,326,500			
8	COLLECTIONS	56,700			
9	MEDICAL CARE ADVISORY COMMITTEE	61,000			
10	FRAUD INVESTIGATION	381,000			
11	CERTIFICATION & LICENSING	336,900			
12	MEDICAID AUDIT	161,500			
13	PROGRAM SERVICES				
14	HOMEMAKER SERVICES	230,300			
15	DAY CARE	343,800			
16	PREVENTIVE SERVICES	1,696,100			
17	ADULT SERVICES	3,432,200			
18	DELINQUENCY PREVENTION	225,000			
19	FAMILY SERVICES ADMINISTRATION				
20	SOUTHCENTRAL REGION	3,219,100			
21	NORTHERN REGION	1,641,900			
22	SOUTHEASTERN REGION	561,700			
23	WESTERN REGION	843,900			
24	NORTHWESTERN REGION	633,800			
25	SOUTHERN REGION	621,500			
26	CENTRAL OFFICE	1,209,100			

1 DEPARTMENT OF HEALTH & SOCIAL SERVICES (CONT.)			APPROPRIATION	APPROPRIATION FUND SOURCES	
		ALLOCATIONS	ITEMS	GENERAL FUND	OTHER FUNDS
2					
3					
4	STAFF DEVELOPMENT	259,200			
5	JUVENILE CUSTODY				
6	SOCIAL SERVICES, FOSTER CARE	4,883,900			
7	INSTITUTIONAL CARE, SOCIAL SERVICES	11,515,600			
8	SOCIAL SERVICES BLOCK GRANT OFFSET				
9	HUMAN SERVICES - NORTHWEST				
10	HOMEMAKER SERVICES	72,000			
11	NORTHWESTERN REGION FAMILY SERVICES	124,800			
12	FOSTER CARE	103,800			
13	INSTITUTIONAL CARE	219,900			
14	ELIGIBILITY DETERMINATION & STAFF DEVELOPMENT	179,300			
15	HEALTH SERVICES	958,500			
16	WIN				
17	WIN	601,700			
18	HEALTH				
19	NURSING				
20	FIELD NURSING	5,670,800			
21	HOME HEALTH SERVICE	1,128,600			
22	ADMINISTRATION	898,600			
23	EARLY SCREENING	510,400			
24	COMMUNICABLE DISEASE CONTROL				
25	TB CONTROL	797,400			
26	VD CONTROL	333,800			

1

1 DEPARTMENT OF HEALTH & SOCIAL SERVICES (CONT.)
 2
 3
 4 IMMUNIZATION
 5 EPIDEMIOLOGY
 6 HEALTH & SAFETY
 7 HEALTH & SAFETY
 8 CHILD AND FAMILY HEALTH
 9 MATERNAL AND CHILD HEALTH
 10 HANDICAPPED CHILDREN
 11 COMMUNICATIVE DISORDERS
 12 CHILD DEVELOPMENT SERVICE
 13 ADMINISTRATION
 14 NUTRITION
 15 SPECIAL EDUCATION GRANTS
 16 LABORATORIES
 17 REGIONAL LABS
 18 ADMINISTRATION
 19 PUBLIC HEALTH ADMINISTRATION
 20 ADMINISTRATION
 21 HEALTH EDUCATION
 22 GRANT TO MUNICIPALITY OF ANCHORAGE
 23 ANCHORAGE PROGRAMS FOR HANDICAPPED
 24 FAIRBANKS PROGRAMS FOR HANDICAPPED
 25 EMERGENCY MEDICAL SERVICES
 26 ADMINISTRATION

	ALLOCATIONS	APPROPRIATION ITEMS	APPROPRIATION FUND SOURCES GENERAL FUND	OTHER FUNDS
	683,500			
	453,100			
	99,300			
	1,022,000			
	2,000,400			
	654,700			
	377,700			
	179,500			
	2,033,900			
	1,354,500			
	1,893,700			
	168,200			
	1,082,000			
	495,000			
	939,100			
	576,800			
	80,000			
	439,700			

1

1 DEPARTMENT OF HEALTH & SOCIAL SERVICES (CONT.)		APPROPRIATION		APPROPRIATION FUND SOURCES	
		ALLOCATIONS	ITEMS	GENERAL FUND	OTHER FUNDS
2					
3					
4	ADVISORY COUNCIL	16,200			
5	GRANTS - REGIONAL COUNCILS	1,376,000			
6	MEDICAL ASSISTANCE				
7	MEDICAID-HOSPITALS	17,662,900			
8	MED-PHYSICIAN SVCS	10,488,200			
9	MED-OTHER SERVICES	4,908,800			
10	MEDICAID-EARLY SCREENING	3,890,700			
11	MEDICAID-NURSING HOMES	21,795,000			
12	MEDICAID-INDIAN HEALTH SERVICE	11,064,200			
13	GRM-HOSPITALS	4,268,300			
14	GRM-PHYSICIANS SERVICES	2,099,900			
15	GRM-OTHER SERVICES	3,182,200			
16	GRM-CATASTROPHIC	4,659,800			
17	HEALTH CLINICS	600,000			
18	ALCOHOL AND DRUG ABUSE ADMINISTRATION				
19	ALCOHOL AND DRUG ABUSE ADMINISTRATION	1,534,400			
20	DRUG ABUSE GRANTS				
21	DRUG ABUSE GRANTS	1,550,000			
22	ALCOHOL ABUSE GRANTS				
23	ALCOHOL ABUSE GRANTS	12,513,200			
24	ALASKA PSYCHIATRIC INSTITUTE	12,525,600			
25	FORENSIC TREATMENT AND EVALUATION SERVICES				
26	FORENSIC TREATMENT AND EVALUATION SERVICES	1,097,100			
27	COMMUNITY MENTAL HEALTH SERVICES				

1 DEPARTMENT OF HEALTH & SOCIAL SERVICES (CONT.)

2		ALLOCATIONS	APPROPRIATION ITEMS	APPROPRIATION GENERAL FUND	FUND SOURCES OTHER FUNDS
3					
4	REGIONAL ADMINISTRATION	977,500			
5	COMMUNITY MENTAL HEALTH GRANTS	5,750,900			
6	HARBORVIEW	7,524,900			
7	GOVERNORS COUNCIL/HANDICAPPED & GIFTED	236,600			
8	COMMUNITY DEVELOPMENTAL DISABILITIES SERVICES				
9	CLIENT PROGRAM MANAGEMENT	77,700			
10	COMMUNITY SERVICES	4,636,400			
11	MENTAL HEALTH ADMINISTRATION & SUPPORT				
12	CENTRAL OFFICE ADMINISTRATION	899,900			
13	MENTAL HEALTH ADVISORY COUNCIL AND LAND BOARD	8,900			
14	SPECIAL PROJECTS AND GRANTS	109,000			
15	INFORMATION SYSTEMS				
16	DATA SERVICES	4,765,400			
17	COMMISSIONER'S OFFICE				
18	COMMISSIONER'S OFFICE	1,133,700			
19	CIP POSITION-ELIG INFO SYSTEM	66,500			
20	ADMINISTRATIVE SERVICES				
21	DIRECTOR'S OFFICE	212,800			
22	PERSONNEL	462,100			
23	SUPPLY	326,000			
24	FINANCE	734,200			
25	AUDIT	351,000			
26	MANAGEMENT & BUDGET	424,500			
27	ELIGIBILITY INFORMATION SYSTEM				

1 DEPARTMENT OF HEALTH & SOCIAL SERVICES (CONT.)			APPROPRIATION	APPROPRIATION FUND SOURCES	
		ALLOCATIONS	ITEMS	GENERAL FUND	OTHER FUNDS
4	ELIGIBILITY INFORMATION SYSTEM	2,514,200			
5	PLANNING, POLICY, & PROGRAM EVALUATION				
6	STRATEGIC PLANNING	309,300			
7	HEALTH PLANNING AND DEVELOPMENT	476,300			
8	OVERHEAD & ASSOC. COSTS CIP	55,200			
9	VITAL STATISTICS	428,900			
10	ADMINISTRATION OF JUSTICE				
11	YOUTH CORRECTIONAL SERVICES				
12	ADMINISTRATION	178,500			
13	FIRST DISTRICT	527,100			
14	THIRD DISTRICT	1,164,200			
15	SECOND & FOURTH DISTRICT	907,600			
16	MCLAUGHLIN YOUTH CENTER	6,168,600			
17	FAIRBANKS YOUTH FACILITY	1,379,800			
18	NOME YOUTH FACILITY	902,300			
19	JUNEAU WOMEN'S & JUVENILE FACILITY	148,700			
20	AGENCY UNALLOCATED REDUCTION				
21	AGENCY UNALLOCATED REDUCTION	-4,996,600			
22		*****	*****		
23		***** DEPARTMENT OF LABOR *****			
24		*****	*****		
25	DEPARTMENT OF LABOR TOTAL APPROPRIATIONS		39,562,600	9,325,800	30,236,800

		ALLOCATIONS	APPROPRIATION ITEMS	APPROPRIATION GENERAL FUND	FUND SOURCES OTHER FUNDS
1	DEPARTMENT OF LABOR (CONT.)				
2					
3					
4	SOCIAL SERVICES				
5	EMPLOYMENT SECURITY				
6	EMPLOYMENT SERVICES	9,273,500			
7	UNEMPLOYMENT INSURANCE	10,554,300			
8	UI INVESTIGATION	589,400			
9	ESD DIRECTORS OFFICE	263,900			
10	DATA PROCESSING	2,528,200			
11	WIN	1,361,900			
12	COMMISSIONER'S OFFICE				
13	COMMISSIONER'S OFFICE	671,300			
14	ADMINISTRATIVE SERVICES				
15	MANAGEMENT SERVICES	1,989,600			
16	ADMINISTRATIVE SERVICES	2,062,100			
17	CIP POSITIONS	68,400			
18	PUBLIC PROTECTION				
19	OCCUPATIONAL SAFETY AND HEALTH				
20	OCCUPATIONAL SAFETY AND HEALTH	2,111,900			
21	FISHERMENS FUND				
22	FISHERMENS FUND	1,280,500			
23	WORKERS' COMPENSATION ADMINISTRATION				
24	WORKERS' COMPENSATION ADMINISTRATION	2,474,400			
25	SECOND INJURY FUND	2,316,900			
26	LABOR STANDARDS AND SAFETY				

1 DEPARTMENT OF LABOR (CONT.)			APPROPRIATION	APPROPRIATION FUND SOURCES	
		ALLOCATIONS	ITEMS	GENERAL FUND	OTHER FUNDS
2					
3					
4	WAGE AND HOUR ADMINISTRATION	1,016,500			
5	MECHANICAL INSPECTION	1,141,800			
6	AGENCY UNALLOCATED REDUCTION				
7	AGENCY UNALLOCATED REDUCTION	-142,000			
8			*****		
9			***** DEPARTMENT OF COMMERCE & ECONOMIC DEVELOPMENT *****		
10			*****		
11	DEPARTMENT OF COMMERCE & ECONOMIC DEVELOPMENT TOTAL APPROPRIATIONS		53,283,400	42,495,500	10,787,900
12	NATURAL RESOURCE MANAGEMENT				
13	OIL & GAS CONSERVATION COMMISSION	2,442,300			
14	PUBLIC PROTECTION				
15	MEASUREMENT STANDARDS				
16	MEASUREMENT STANDARDS	2,428,400			
17	BANKING SECURITIES & CORPORATIONS				
18	CORPORATIONS	397,700			
19	FINANCIAL INSTITUTIONS	1,095,100			
20	INSURANCE DIVISION				
21	INSURANCE DIVISION	993,300			
22	OCCUPATIONAL LICENSING				
23	ADMINISTRATION	906,500			
24	LICENSING BOARDS	205,300			
25	INVESTIGATIONS	593,400			
26	OCCUPATIONAL LICENSING				
27	REAL ESTATE COMMISSION	384,600			

1 DEPARTMENT OF COMMERCE & ECONOMIC DEVELOPMENT (CONT.)			APPROPRIATION	APPROPRIATION FUND SOURCES	
		ALLOCATIONS	ITEMS	GENERAL FUND	OTHER FUNDS
4	COMMISSIONER/ADMIN SERVICES				
5	COMMISSIONER/ADMIN SERVICES	1,231,900			
6	REGULATORY COMMISSIONS				
7	ALASKA TRANSPORTATION COMMISSION	1,563,400			
8	ALASKA PUBLIC UTILITIES COMMISSION	3,004,600			
9	DEVELOPMENT				
10	ENERGY DEVELOPMENT				
11	OFFICE OF OIL & GAS	192,900			
12	DIVISION OF ENERGY & POWER				
13	ENERGY ADMINISTRATION	470,000			
14	CONSERVATION	506,600			
15	INFORMATION AND EDUCATION	398,900			
16	ENERGY ENGINEERING	228,400			
17	PROJECT DIRECT CHARGE POSITIONS & ASSOC COSTS	335,900			
18	CIP OVERHEAD POSITIONS & ASSOC COSTS	243,700			
19	FEDERAL GRANTS	428,600			
20	ALASKA POWER AUTHORITY				
21	ALASKA POWER AUTHORITY ADMINISTRATION	9,296,700			
22	APA PLANT OPERATION & MAINTENANCE	2,247,000			
23	CIP POSITIONS & ASSOCIATED COSTS	2,035,000			
24	ECONOMIC ENTERPRISE				
25	COMMERCIAL FISHERIES	483,400			
26	MINERALS DEVELOPMENT	399,700			

1 DEPARTMENT OF COMMERCE & ECONOMIC DEVELOPMENT (CONT.)			APPROPRIATION	APPROPRIATION FUND SOURCES	
		ALLOCATIONS	ITEMS	GENERAL FUND	OTHER FUNDS
4	ENTERPRISE	796,100			
5	INTERNATIONAL TRADE	620,000			
6	BUSINESS LOANS AND VETERANS AFFAIRS				
7	INVESTMENTS	1,109,100			
8	ACCOUNTING AND COLLECTIONS	1,520,000			
9	VETERANS SERVICES	454,700			
10	FISHERIES ENHANCEMENT TAX RECEIPTS				
11	FISHERIES ENHANCEMENT TAX RECEIPTS	2,440,300			
12	TOURISM DIVISION				
13	TOURISM DIVISION	7,985,500			
14	DEVELOPMENT BOARDS AND COMMISSIONS				
15	ALASKA INDUSTRIAL DEVELOPMENT AUTHORITY	1,782,700			
16	ALASKA RESOURCES CORPORATION	1,316,600			
17	ALASKA SEAFOOD MARKETING INSTITUTE	2,000,000			
18	AGRICULTURE AND FORESTRY				
19	AGRICULTURE AND FORESTRY	417,400			
20	AGRICULTURE & FORESTRY CIP OVERHEAD	175,600			
21	ECONOMIC DEVELOPMENT				
22	FINANCE AND ECONOMICS	799,200			
23	AGENCY UNALLOCATED REDUCTIONS				
24	AGENCY UNALLOCATED REDUCTIONS	-647,100			

1 DEPARTMENT OF COMMERCE & ECONOMIC DEVELOPMENT (CONT.)			APPROPRIATION	APPROPRIATION FUND SOURCES	
2		ALLOCATIONS	ITEMS	GENERAL FUND	OTHER FUNDS
3					
4	*****		*****		
5	***** DEPARTMENT OF MILITARY AFFAIRS *****				
6	*****		*****		
7	DEPARTMENT OF MILITARY AFFAIRS TOTAL APPROPRIATIONS		9,955,300	6,247,900	3,707,400
8	PUBLIC PROTECTION				
9	SEARCH AND RESCUE - CIVIL AIR PATROL				
10	SEARCH AND RESCUE--CIVIL AIR PATROL	783,300			
11	DISASTER PLANNING & CONTROL				
12	CIVIL PREPAREDNESS	834,500			
13	RADIOLOGICAL PROGRAM	61,200			
14	CITY PARTICIPATION	130,000			
15	FLOOD CONTROL	79,800			
16	TRAINING	66,600			
17	DISASTER RELIEF ACT	42,200			
18	HANDICAPPED PREPAREDNESS	5,300			
19	RESERVIST PROGRAM	20,400			
20	RADIOLOGICAL DEFENSE PLAN	165,800			
21	NUCLEAR PREPAREDNESS PLAN	82,600			
22	ALASKA NATIONAL GUARD				
23	OFFICE OF ADJUTANT GENERAL	1,353,200			
24	STATE ARMORIES	1,106,500			
25	FEDERAL ARMORIES	1,187,000			
26	ARMY TRAINING SUPPORT	874,400			

1 DEPARTMENT OF MILITARY AFFAIRS (CONT.)			APPROPRIATION	APPROPRIATION FUND SOURCES	
		ALLOCATIONS	ITEMS	GENERAL FUND	OTHER FUNDS
4	AIR TRAINING SUPPORT	989,800			
5	RETENTION AND RETIREMENT	627,600			
6	ALASKA MILITARY ACADEMY	7,800			
7	TRAINING SITES	430,200			
8	RETIREMENT BENEFITS	1,202,200			
9	AGENCY UNALLOCATED REDUCTION				
10	AGENCY UNALLOCATED REDUCTION	-95,100			
11		*****	*****		
12		***** DEPARTMENT OF NATURAL RESOURCES	*****		
13		*****	*****		
14	DEPARTMENT OF NATURAL RESOURCES TOTAL APPROPRIATIONS		62,481,900	49,444,900	13,037,000
15	NATURAL RESOURCE MANAGEMENT				
16	MANAGEMENT & ADMINISTRATION				
17	COMMISSIONERS OFFICE	1,174,000			
18	ADMINISTRATIVE SERVICES	1,888,200			
19	INFORMATION/RECORDS MANAGEMENT	6,927,200			
20	STATE RECORDER	1,843,500			
21	RESEARCH/SPECIAL PROJECTS	2,215,700			
22	DIRECT CHARGE & ASSOCIATED COSTS CIP	2,757,500			
23	MGMT OF FOREST/LAND/WATER RES				
24	LAND SELECTION/TITLE DEFENSE	1,228,200			
25	LAND DISPOSALS/FEE TITLE	2,645,200			
26	LIMITED LAND DISPOSALS/USE	3,105,000			

1	DEPARTMENT OF NATURAL RESOURCES (CONT.)		APPROPRIATION	APPROPRIATION FUND SOURCES	
2			ITEMS	GENERAL FUND	OTHER FUNDS
3		ALLOCATIONS			
4	WATER USE MANAGEMENT	1,457,500			
5	TIMBER INVENTORY/SALES	1,532,400			
6	FOREST RESEARCH	644,500			
7	FIRE PROTECTION/SUPPRESSION	5,723,400			
8	FOREST LAND & WATER ADMINISTRATION	2,012,400			
9	MANAGEMENT OF MINERAL RESOURCES				
10	LEASE SALES	2,717,400			
11	LEASE SALE ADMINISTRATION	1,368,900			
12	GEOLOGICAL HAZARD IDENTIFICATION	80,000			
13	GEOLOGICAL INVESTIGATIONS & MAPPING	6,000,000			
14	MINERAL DEVELOPMENT	1,621,900			
15	MINERAL RESOURCES ADMINISTRATION	1,007,500			
16	DIRECT CHARGE & ASSOCIATED COSTS CIP	5,088,300			
17	ENERGY MANAGEMENT				
18	COAL DEVELOPMENT	2,872,900			
19	PARKS & RECREATION				
20	HISTORIC RESOURCE MANAGEMENT	153,100			
21	PARK DESIGN/DEVELOPMENT	266,800			
22	PARK MAINTENANCE & OPERATIONS	4,099,500			
23	PARKS ADMINISTRATION	450,200			
24	DIRECT CHARGE & ASSOCIATED COSTS CIP	954,900			
25	OVERHEAD & ASSOCIATED COSTS CIP	153,400			
26	AGRICULTURAL MANAGEMENT				

1 DEPARTMENT OF NATURAL RESOURCES (CONT.)			APPROPRIATION	APPROPRIATION FUND SOURCES	
		ALLOCATIONS	ITEMS	GENERAL FUND	OTHER FUNDS
4	AGRICULTURAL DEVELOPMENT	711,400			
5	AGRICULTURAL FINANCING/MARKETING/PROMOTION	607,900			
6	AGRICULTURAL RESEARCH/EXTENSION SERVICES	646,800			
7	DIRECTORS OFFICE	200,100			
8	AGENCY UNALLOCATED REDUCTION				
9	AGENCY UNALLOCATED REDUCTION	-1,673,800			
10		*****			
11		***** DEPARTMENT OF FISH & GAME *****			
12		*****			
13	DEPARTMENT OF FISH & GAME TOTAL APPROPRIATIONS		76,262,000	51,132,300	25,129,700
14	COMMERCIAL FISH				
15	FINFISH	13,271,900			
16	SHELLFISH	3,155,400			
17	TECHNICAL SERVICES	716,000			
18	ADMINISTRATION AND SUPPORT	1,849,500			
19	SPECIAL PROJECTS	905,000			
20	D-2 CONVERSION	131,500			
21	SPORT FISH				
22	ADMINISTRATION AND SUPPORT	2,221,600			
23	FINFISH	3,387,100			
24	D-2 CONVERSION	105,000			
25	CIP COSTS	2,665,200			
26	FISHERIES REHABILITATION ENHANCEMENT DEVELOPMENT				

1 DEPARTMENT OF FISH & GAME (CONT.)			APPROPRIATION	APPROPRIATION FUND SOURCES	
		ALLOCATIONS	ITEMS	GENERAL FUND	OTHER FUNDS
2					
3					
4	SUPPLEMENTAL PRODUCTIONS	10,352,900			
5	ADMINISTRATION & SUPPORT	2,029,700			
6	TECHNICAL SERVICES	1,275,500			
7	FINFISH	275,900			
8	CIP COSTS	261,800			
9	VESSELS				
10	VESSELS	1,992,600			
11	COMMERCIAL FISHERIES ENTRY COMMISSION				
12	COMMERCIAL FISHERIES ENTRY COMMISSION	3,199,700			
13	GAME				
14	GAME	8,771,100			
15	ADMINISTRATION AND SUPPORT	1,415,000			
16	TECHNICAL & LOGISTICAL SERVICES	649,700			
17	SPECIAL PROJECTS	278,500			
18	D-2 CONVERSION	405,000			
19	CIP COSTS	1,212,300			
20	ADMINISTRATION AND SUPPORT				
21	OFFICE OF THE COMMISSIONER	1,473,800			
22	TECHNICAL AND LOGISTICAL SERVICES	731,600			
23	ADMINISTRATIVE SERVICES	3,403,700			
24	CIP COSTS	62,400			
25	BOARDS OF FISHERIES AND GAME	1,426,400			
26	SUBSISTENCE DIVISION				

1 DEPARTMENT OF FISH & GAME (CONT.)			APPROPRIATION	APPROPRIATION FUND SOURCES	
		ALLOCATIONS	ITEMS	GENERAL FUND	OTHER FUNDS
4	ADMINISTRATION AND SUPPORT	871,700			
5	SOCIOECONOMIC INVESTIGATION	1,119,900			
6	TECHNICAL & LOGISTICAL SVCS.	458,000			
7	'9-2 CONVERSION	732,200			
8	CIP	630,000			
9	HABITAT PROTECTION				
10	ADMINISTRATION AND SUPPORT	684,800			
11	LAND AND WATER MANAGEMENT	2,215,000			
12	SPECIAL PROJECTS	295,800			
13	CIP COSTS	3,572,100			
14	AGENCY UNALLOCATED REDUCTION	-1,943,300			
15		*****	*****		
16		***** DEPARTMENT OF PUBLIC SAFETY *****			
17		*****	*****		
18	DEPARTMENT OF PUBLIC SAFETY TOTAL APPROPRIATIONS		77,670,600	76,175,000	1,495,600
19	NATURAL RESOURCE MANAGEMENT				
20	FISH & WILDLIFE PROTECTION				
21	ENFORCEMENT	8,981,800			
22	DIRECTORS OFFICE	726,400			
23	AIRCRAFT SECTION	1,035,800			
24	MARINE ENFORCEMENT	2,899,300			
25	PUBLIC PROTECTION				
26	FIRE SAFETY				

		ALLOCATIONS	APPROPRIATION ITEMS	APPROPRIATION GENERAL FUND	FUND SOURCES OTHER FUNDS
1	DEPARTMENT OF PUBLIC SAFETY (CONT.)				
2					
3					
4	FIRE SAFETY	1,183,600			
5	HIGHWAY SAFETY PLANNING AGENCY				
6	HIGHWAY SAFETY PLANNING AGENCY	1,164,500			
7	DRIVER VEHICLE SERVICES				
8	DRIVER SERVICES	702,000			
9	VEHICLE SERVICES	397,800			
10	FIELD OPERATIONS	3,238,100			
11	ADMINISTRATION	723,900			
12	ADMINISTRATION OF JUSTICE				
13	ALASKA STATE TROOPERS				
14	STATE TROOPER DETACHMENTS & CIB	23,769,400			
15	NARCOTICS UNIT	1,831,300			
16	DIRECTOR'S OFFICE	874,300			
17	BUREAU OF VEHICLE ENFORCEMENT	1,084,000			
18	SUPPORT AND SERVICE				
19	LABORATORY SERVICES	721,300			
20	CENTRAL COMMUNICATIONS	1,456,100			
21	COMMUNITY SERVICES	192,600			
22	JUDICIAL SERVICES - A.S.T.	3,279,800			
23	PRISONER TRANSPORTATION	730,900			
24	SEARCH AND RESCUE	283,900			
25	BUILDING SECURITY	595,700			
26	ADMINISTRATION				

1 DEPARTMENT OF PUBLIC SAFETY (CONT.)				
2		ALLOCATIONS	APPROPRIATION ITEMS	APPROPRIATION FUND SOURCES
3			GENERAL FUND	OTHER FUNDS
4	CONTRACT JAILS	3,577,500		
5	COMMISSIONER'S OFFICE	663,600		
6	TRAINING ACADEMY	1,572,300		
7	ADMINISTRATION AND SUPPORT	5,766,700		
8	UNIFORM CRIME REPORTING CENTER	130,000		
9	VILLAGE PUBLIC SAFETY OFFICER PROGRAM			
10	CONTRACTS	3,623,100		
11	DIRECT VILLAGE PUBLIC SAFETY OFFICER SUPPORT	2,449,900		
12	ADMINISTRATION	253,900		
13	POLICE STANDARDS COUNCIL			
14	POLICE STANDARDS COUNCIL	383,400		
15	VIOLENT CRIMES COMPENSATION BOARD			
16	VIOLENT CRIMES COMPENSATION BOARD	401,600		
17	DOMESTIC VIOLENCE COUNCIL			
18	DOMESTIC VIOLENCE COUNCIL	4,136,100		
19	AGENCY UNALLOCATED REDUCTION			
20	AGENCY UNALLOCATED REDUCTION	-1,160,000		
21	* * * * *		* * * * *	
22	* * * * * DEPARTMENT OF TRANSPORTATION/PUBLIC FACILITIES		* * * * *	
23	* * * * *		* * * * *	
24	DEPARTMENT OF TRANSPORTATION/PUBLIC FACILITIES TOTAL APPROPRIATIONS		290,404,200	176,997,800 113,406,400

		ALLOCATIONS	APPROPRIATION ITEMS	APPROPRIATION FUND SOURCES GENERAL FUND	OTHER FUNDS
1	STATE BOND COMMITTEE (CONT.)				
2					
3					
4	TRANSPORTATION				
5	ADMINISTRATION				
6	COMMISSIONER'S OFFICE	694,400			
7	ADMINISTRATION				
8	INTERNAL REVIEW	730,200			
9	SUPPORT SERVICES	2,887,700			
10	CENTRAL REGION	1,968,500			
11	INTERIOR REGION	973,800			
12	SOUTHEAST REGION	1,080,200			
13	WESTERN REGION	308,300			
14	SOUTHCENTRAL REGION	610,800			
15	FINANCIAL MANAGEMENT	1,976,700			
16	INFORMATION SYSTEMS	3,205,000			
17	MAINTENANCE & OPERATIONS				
18	ADMINISTRATION	2,486,700			
19	AIRPORT SAFETY & SECURITY	884,400			
20	AIRPORT LEASING	955,100			
21	CENTRAL REGION MAINTENANCE & OPERATIONS				
22	AIRPORTS	6,266,400			
23	HIGHWAYS	20,041,800			
24	TRAFFIC SIGNAL MANAGEMENT	780,000			
25	FACILITIES	3,277,500			
26	ADMINISTRATION	1,057,200			
27	INTERIOR REGION MAINTENANCE & OPERATIONS				

1 DEPARTMENT OF TRANSPORTATION/PUBLIC FACILITIES (CONT.)			APPROPRIATION	APPROPRIATION FUND SOURCES	
		ALLOCATIONS	ITEMS	GENERAL FUND	OTHER FUNDS
4	AIRPORTS	2,449,100			
5	HIGHWAYS	13,012,700			
6	FACILITIES	3,421,200			
7	DALTON HIGHWAY ROAD MAINTENANCE	6,851,000			
8	DALTON HIGHWAY FACILITIES	1,788,800			
9	ADMINISTRATION	1,010,600			
10	SOUTHEAST REGION MAINTENANCE & OPERATIONS				
11	AIRPORTS	525,500			
12	HIGHWAYS	7,694,200			
13	FACILITIES	4,746,300			
14	ADMINISTRATION	350,800			
15	WESTERN REGION MAINTENANCE & OPERATIONS				
16	AIRPORTS	2,594,700			
17	HIGHWAYS	2,017,600			
18	FACILITIES	852,500			
19	ADMINISTRATION	369,500			
20	SOUTHCENTRAL REGION MAINTENANCE & OPERATIONS				
21	AIRPORTS	834,500			
22	HIGHWAYS	8,035,000			
23	FACILITIES	2,768,500			
24	ADMINISTRATION	477,100			
25	STATE EQUIPMENT FLEET				
26	CENTRAL REGION	6,437,300			

1 DEPARTMENT OF TRANSPORTATION/PUBLIC FACILITIES (CONT.)

2			APPROPRIATION	APPROPRIATION FUND SOURCES	
3		ALLOCATIONS	ITEMS	GENERAL FUND	OTHER FUNDS
4	INTERIOR REGION	5,081,000			
5	DALTON HIGHWAY	2,157,500			
6	SOUTHEAST REGION	2,173,200			
7	WESTERN REGION	960,100			
8	SOUTHCENTRAL REGION	2,924,500			
9	ADMINISTRATION	581,800			
10	FUNDING ADJUSTMENTS FOR HWCf SERVICES				
11	ANCHORAGE INTERNATIONAL AIRPORT				
12	FIELD MAINTENANCE	2,649,800			
13	BUILDING MAINTENANCE	3,256,100			
14	SECURITY	3,413,100			
15	CUSTODIAL	2,714,400			
16	EQUIPMENT	1,094,200			
17	ADMINISTRATION	2,030,700			
18	FAIRBANKS INTERNATIONAL AIRPORT				
19	FIELD MAINTENANCE	1,446,200			
20	BUILDING MAINTENANCE	1,166,900			
21	SECURITY	2,941,700			
22	CUSTODIAL	496,900			
23	ADMINISTRATION	676,600			
24	MARINE TRANSPORTATION				
25	SOUTHEAST VESSEL OPERATIONS	38,188,100			
26	SOUTHEAST VESSEL OVERHAUL	8,489,300			

1

1 DEPARTMENT OF TRANSPORTATION/PUBLIC FACILITIES (CONT.)			APPROPRIATION	APPROPRIATION FUND SOURCES	
		ALLOCATIONS	ITEMS	GENERAL FUND	OTHER FUNDS
2					
3					
4	SOUTHEAST SHORE FACILITIES	2,396,900			
5	SOUTHWEST VESSEL OPERATIONS	8,288,100			
6	SOUTHWEST VESSEL OVERHAUL	1,340,100			
7	SOUTHWEST SHORE FACILITIES	783,600			
8	ADMINISTRATION	2,593,100			
9	DESIGN & CONSTRUCTION ADMINISTRATION				
10	PROGRAM MANAGEMENT	1,110,800			
11	CLAIMS & BIDDING	1,489,000			
12	STANDARDS & TECHNICAL SERVICES				
13	DIRECTOR'S OFFICE	298,900			
14	BRIDGE & HYDROLOGY	1,460,700			
15	RIGHT OF WAY & LAND ACQUISITION	416,200			
16	TECHINCAL SERVICES	1,144,200			
17	ENGINEERING STANDARDS & REVIEW	607,700			
18	MATERIAL ENGINEERING	1,485,700			
19	CIP PROGRAM	640,100			
20	CENTRAL REGION DESIGN & CONSTRUCTION				
21	DIRECTOR'S OFFICE	909,300			
22	AVIATION	3,425,600			
23	HIGHWAYS	6,788,600			
24	BUILDINGS & HARBORS	2,389,300			
25	RIGHT OF WAY	2,559,500			
26	TECHNICAL SERVICES	3,332,400			

1 DEPARTMENT OF TRANSPORTATION/PUBLIC FACILITIES (CONT.)			APPROPRIATION	APPROPRIATION FUND SOURCES	
		ALLOCATIONS	ITEMS	GENERAL FUND	OTHER FUNDS
4	CIP PROGRAM	7,085,600			
5	INTERIOR REGION DESIGN & CONSTRUCTION				
6	DIRECTOR'S OFFICE	766,100			
7	AVIATION	1,799,300			
8	HIGHWAYS	6,355,000			
9	BUILDINGS & HARBORS	1,669,100			
10	RIGHT OF WAY	1,331,500			
11	TECHNICAL SERVICES	2,469,500			
12	HOME RESIDENCY	984,200			
13	VALDEZ RESIDENCY	1,141,000			
14	CIP PROGRAM	9,227,200			
15	SOUTHEAST REGION DESIGN & CONSTRUCTION				
16	DIRECTOR'S OFFICE	1,029,000			
17	HIGHWAYS & AVIATION	3,725,300			
18	HARBORS & MARINE FACILITIES	1,832,400			
19	BUILDINGS	885,200			
20	RIGHT OF WAY	780,300			
21	TECHNICAL SERVICES	1,588,300			
22	CIP PROGRAM	2,380,500			
23	PLANNING & PROGRAMMING				
24	ADMINISTRATION	1,776,200			
25	CENTRAL REGION TRANSPORTATION	1,850,400			
26	CENTRAL REGION FACILITIES	896,600			

1 DEPARTMENT OF TRANSPORTATION/PUBLIC FACILITIES (CONT.)			APPROPRIATION	APPROPRIATION FUND SOURCES	
		ALLOCATIONS	ITEMS	GENERAL FUND	OTHER FUNDS
4	INTERIOR REGION TRANSPORTATION	1,451,200			
5	INTERIOR REGION FACILITIES	314,200			
6	INTERIOR REGION RESEARCH	1,070,900			
7	SOUTHEAST REGION TRANSPORTATION	2,470,500			
8	SOUTHEAST REGION FACILITIES	576,100			
9	AGENCY UNALLOCATED REDUCTION				
10	AGENCY UNALLOCATED REDUCTION	-7,374,900			
11	* * * * *		* * * * *		
12	* * * * * DEPARTMENT OF ENVIRONMENTAL CONSERVATION * * * * *				
13	* * * * *		* * * * *		
14	DEPARTMENT OF ENVIRONMENTAL CONSERVATION TOTAL APPROPRIATIONS		13,931,000	11,809,400	2,121,600
15	NATURAL RESOURCE MANAGEMENT				
16	ADMINISTRATION				
17	OFFICE OF THE COMMISSIONER	531,000			
18	ADMINISTRATIVE SERVICES	595,300			
19	FACILITY CONSTRUCTION AND OPERATION				
20	FACILITY CONSTRUCTION AND OPERATION	1,150,100			
21	ENVIRONMENTAL QUALITY OPERATIONS				
22	DIRECTORS OFFICE	388,900			
23	MONITORING & LABORATORY SUPPORT	870,100			
24	SOUTHEAST REGION	1,041,500			
25	SOUTHCENTRAL REGION	1,798,600			
26	NORTHERN REGION	2,052,300			
27	ENVIRONMENTAL MANAGEMENT				

1 DEPARTMENT OF ENVIRONMENTAL CONSERVATION (CONT.)			APPROPRIATION	APPROPRIATION FUND SOURCES	
		ALLOCATIONS	ITEMS	GENERAL FUND	OTHER FUNDS
4	DIRECTORS OFFICE	225,100			
5	WATER QUALITY MANAGEMENT	915,500			
6	MANAGEMENT & TECHNICAL ASSISTANCE	557,500			
7	AIR & SOLID WASTE	1,070,200			
8	CAPITAL POSITIONS				
9	PROJECT DIRECT CHARGE POSITIONS	310,300			
10	CIP OVERHEAD POSITIONS	65,400			
11	PUBLIC PROTECTION				
12	SEAFOOD AND ANIMAL INDUSTRIES				
13	ADMINISTRATION	149,500			
14	ANIMAL INDUSTRY	693,700			
15	SEAFOOD INDUSTRY	2,008,100			
16	AGENCY UNALLOCATED REDUCTION				
17	AGENCY UNALLOCATED REDUCTION	-492,100			
18		*****	*****		
19		***** DEPARTMENT OF COMMUNITY & REGIONAL AFFAIRS	*****		
20		*****	*****		
21	DEPARTMENT OF COMMUNITY & REGIONAL AFFAIRS TOTAL APPROPRIATIONS		43,457,700	28,255,000	15,202,700
22	SOCIAL SERVICES				
23	SENIOR CITIZENS TAX RELIEF				
24	PROPERTY TAX EXEMPTION	2,158,600			
25	RENTERS EQUIVALENCY REBATE	208,700			
26	WATER & SEWER ASSESSMENTS	168,200			

1 DEPARTMENT OF COMMUNITY & REGIONAL AFFAIRS (CONT.)			APPROPRIATION	APPROPRIATION FUND SOURCES	
		ALLOCATIONS	ITEMS	GENERAL FUND	OTHER FUNDS
2					
3					
4	MOTOR VEHICLE EXEMPTION	117,900			
5	CHILD ASSISTANCE				
6	CHILD CARE	7,725,000			
7	HEAD START GRANTS	2,616,000			
8	CETA				
9	TRAINING & SUPPORT SERVICES	2,384,600			
10	YOUTH PROGRAMS	3,123,500			
11	SPECIAL GOVERNOR'S GRANT	715,200			
12	ADMINISTRATION & EMPLOYMENT COUNSELING	2,454,400			
13	JOB TRAINING PARTNERSHIP ACT	500,000			
14	DISPLACED HOMEOWNERS				
15	DISPLACED HOMEOWNERS	635,200			
16	DEVELOPMENT				
17	COMMUNITY ASSISTANCE GRANTS				
18	AGRICULTURAL LAND EXEMPTION	211,800			
19	NATIONAL FOREST RECEIPTS	2,888,500			
20	RURAL DEVELOPMENT GRANTS	3,100,000			
21	ORGANIZATIONAL GRANTS	30,100			
22	COMMUNITY LEGAL ASSISTANCE GRANTS	48,900			
23	BULK FUEL GRANTS	300,000			
24	LOCAL GOVERNMENT ASSISTANCE				
25	TRAINING, DEVELOPMENT, & RDA	1,425,400			
26	STATE ASSESSOR	336,600			

1 DEPARTMENT OF COMMUNITY & REGIONAL AFFAIRS (CONT.)

		APPROPRIATION	APPROPRIATION	FUND SOURCES
		ALLOCATIONS	ITEMS	GENERAL FUND OTHER FUNDS
4	LOCAL BOUNDARY COMMISSION	120,000		
5	GRANTS ADMINISTRATION	518,000		
6	COASTAL ENERGY IMPACT PROGRAM	1,127,400		
7	COMMUNITY PLANNING SERVICES			
8	COMMUNITY PLANNING ASSISTANCE	3,384,900		
9	ANCSA PLAN OF SURVEY	408,700		
10	MUNICIPAL LANDS TRUSTEE			
11	MUNICIPAL LANDS TRUSTEE	290,800		
12	ADMINISTRATION & SUPPORT			
13	OFFICE OF THE COMMISSIONER	662,600		
14	ADMINISTRATIVE SERVICES	1,126,500		
15	COMMUNITY BLOCK GRANTS	2,115,000		
16	COASTAL ZONE MANAGEMENT	1,571,000		
17	HOUSING ASSISTANCE			
18	HOUSING ASSISTANCE	1,310,200		
19	SENIOR CITIZEN HOUSING			
20	SENIOR CITIZEN HOUSING DEVELOPMENT	104,300		
21	AGENCY UNALLOCATED REDUCTION			
22	AGENCY UNALLOCATED REDUCTION	-430,300		
23	*****		*****	
24	***** LEGISLATIVE BUDGET & AUDIT *****			
25	*****		*****	
26	LEGISLATIVE BUDGET & AUDIT TOTAL APPROPRIATIONS		37,236,800	37,236,800

1

1 STATE BOND COMMITTEE (CONT.)

2

3

4 GENERAL GOVERNMENT

5 BUDGET & AUDIT COMMITTEE

6 LEGISLATIVE AUDIT

7 LEGISLATIVE FINANCE

8 COMMITTEE EXPENSES

9 LEGISLATIVE COUNCIL

10 SALARIES AND ALLOWANCES

11 LEADERSHIP

12 LAA EXECUTIVE ADMINISTRATION

13 LAA ADMINISTRATIVE SERVICES

14 HOUSE RESEARCH

15 LAA LEGAL SERVICES

16 SESSION EXPENSES

17 COUNCIL & SUBCOMMITTEES

18 OFFICE SPACE RENTAL

19 EQUIPMENT ACCOUNT

20 PUBLIC SERVICES

21 SENATE ADVISORY COUNCIL

22 OFFICE OF OMBUDSMAN

23 OFFICE OF OMBUDSMAN

ALLOCATIONS

APPROPRIATION

ITEMS

APPROPRIATION FUND SOURCES

GENERAL FUND

OTHER FUNDS

2,817,900

2,853,900

832,400

2,206,700

4,400,000

765,200

4,284,100

658,200

1,783,900

6,484,500

625,900

2,469,700

1,206,900

3,577,500

770,000

1,500,000

1 STATE BOND COMMITTEE (CONT.)

2		ALLOCATIONS	APPROPRIATION ITEMS	APPROPRIATION GENERAL FUND	FUND SOURCES OTHER FUNDS
3					
4	*****		*****		
5	***** DEPARTMENT OF CORRECTIONS *****				
6	*****		*****		
7	DEPARTMENT OF CORRECTIONS TOTAL APPROPRIATIONS		57,103,400	56,924,800	178,600
8	ADMINISTRATION OF JUSTICE				
9	ADULT CONFINEMENT				
10	PALMER CORRECTION CENTER	4,310,900			
11	ANCHORAGE STATE CORRECTION CENTER	2,212,600			
12	JUNEAU CORRECTION CENTER	4,304,000			
13	FAIRBANKS CORRECTION CENTER	6,237,200			
14	KETCHIKAN CORRECTION CENTER	1,617,200			
15	ANCHORAGE ANNEX CORRECTION CENTER	2,483,900			
16	HILAND MTH CORRECTION CENTER	4,772,800			
17	MEADOW CREEK CORRECTIONAL CENTER	1,193,800			
18	NOME CORRECTION CENTER	1,026,300			
19	JOHNSON HUMAN SERVICES CENTER	850,300			
20	RIDGEVIEW MEN'S FACILITY	905,700			
21	COOK INLET PRE-TRIAL FACILITY	4,834,000			
22	CORRECTIONAL IND. OPERATIONS	175,600			
23	CORRECTIONAL INDUSTRIES ADMINISTRATION	247,900			
24	OUT-OF-STATE CONTRACTUAL SERVICES	3,192,200			
25	MAJOR MEDICAL & GUARD HIRE	2,809,400			
26	ANCHORAGE MISDEMEANANT FACILITY	1,675,100			

1 DEPARTMENT OF CORRECTIONS (CONT.)			APPROPRIATION	APPROPRIATION FUND SOURCES	
		ALLOCATIONS	ITEMS	GENERAL FUND	OTHER FUNDS
2					
3					
4	SOUTH CENTRAL CORRECTIONAL CENTER	4,756,100			
5	ADULT PROBATION & COMMUNITY PROGRAMS				
6	ADULT PROBATION FIRST JUDICIAL DISTRICT	555,100			
7	ADULT PROBATION SECOND JUDICIAL DISTRICT	310,800			
8	ADULT PROBATION THIRB JUDICIAL DISTRICT	1,398,500			
9	ADULT PROBATION FOURTH JUDICIAL DISTRICT	814,500			
10	COMMUNITY BASED PROGRAMS	3,096,100			
11	CORRECTIONS ADMINISTRATION AND SUPPORT				
12	CORRECTIONS COMMISSIONERS OFFICE	4,855,900			
13	CAREER ENHANCEMENT TRAINING	232,700			
14	CIP ADMINISTRATION	178,600			
15	PAROLE BOARD				
16	PAROLE BOARD	344,900			
17	AGENCY UNALLOCATED REDUCTION				
18	AGENCY UNALLOCATED REDUCTION	-2,288,700			
19		* * * * *	* * * * *		
20		* * * * * STATE LOAN PROGRAMS	* * * * *		
21		* * * * *	* * * * *		
22	STATE LOAN PROGRAMS TOTAL APPROPRIATIONS				
23		* * * * *	* * * * *		
24		* * * * * ALASKA COURT SYSTEM	* * * * *		
25		* * * * *	* * * * *		
26	ALASKA COURT SYSTEM TOTAL APPROPRIATIONS		37,528,700	37,528,700	

1 ALASKA COURT SYSTEM (CONT.)			APPROPRIATION	APPROPRIATION FUND SOURCES	
		ALLOCATIONS	ITEMS	GENERAL FUND	OTHER FUNDS
2					
3					
4	COURTS ADMINISTRATION AND SUPPORT				
5	APPELLATE COURTS	3,679,200			
6	TRIAL COURTS	28,934,300			
7	ADMINISTRATOR & SUPPORT	4,290,500			
8	JUDICIAL QUALIFICATIONS	82,600			
9	JUDICIAL COUNCIL	542,100			
10		*****	*****		
11		***** UNIVERSITY OF ALASKA *****			
12		*****	*****		
13	UNIVERSITY OF ALASKA TOTAL APPROPRIATIONS		245,862,200	152,482,700	93,379,500
14	UNIVERSITY OF ALASKA				
15	STATEWIDE ADMINISTRATION				
16	STATEWIDE ADMINISTRATION	22,356,900			
17	CAPITAL POSITIONS & ASSOCIATED LINE ITEM COSTS				
18	CIP OVERHEAD POSITIONS & ASSOCIATED COSTS	1,520,400			
19	UNIVERSITY OF ALASKA, FAIRBANKS				
20	UNIVERSITY OF ALASKA, FAIRBANKS	73,239,600			
21	ORGANIZED RESEARCH	44,418,400			
22	UNIVERSITY OF ALASKA, ANCHORAGE				
23	UNIVERSITY OF ALASKA, ANCHORAGE	31,857,000			
24	UNIVERSITY OF ALASKA, JUNEAU				
25	UNIVERSITY OF ALASKA, JUNEAU	11,920,300			
26	ANCHORAGE COMMUNITY COLLEGE				

UNIVERSITY OF ALASKA (CONT.)		ALLOCATIONS	APPROPRIATION ITEMS	APPROPRIATION FUND SOURCES GENERAL FUND	OTHER FUNDS
1	UNIVERSITY OF ALASKA (CONT.)				
2					
3					
4	ANCHORAGE COMMUNITY COLLEGE	22,501,000			
5	STATEWIDE STAFF & SUPPORT				
6	- STATEWIDE STAFF & SUPPORT	3,088,100			
7	FISHERIES INDUSTRIAL TECH CR	214,000			
8	CHUKCHI COMMUNITY COLLEGE				
9	CHUKCHI COMMUNITY COLLEGE	1,116,500			
10	KENAI PENINSULA COMMUNITY COLLEGE				
11	KENAI PENINSULA COMMUNITY COLLEGE	4,223,300			
12	KETCHIKAN COMMUNITY COLLEGE				
13	KETCHIKAN COMMUNITY COLLEGE	1,763,900			
14	KODIAK COMMUNITY COLLEGE				
15	KODIAK COMMUNITY COLLEGE	2,406,700			
16	KUSKOKWIM COMMUNITY COLLEGE				
17	KUSKOKWIM COMMUNITY COLLEGE	4,540,000			
18	MATANUSKA - SUSITNA COMMUNITY COLLEGE				
19	MATANUSKA - SUSITNA COMMUNITY COLLEGE	2,077,000			
20	NORTHWEST COMMUNITY COLLEGE				
21	NORTHWEST COMMUNITY COLLEGE	2,379,500			
22	PRINCE WILLIAM SOUND COMMUNITY COLLEGE				
23	PRINCE WILLIAM SOUND COMMUNITY COLLEGE	2,145,900			
24	SITKA COMMUNITY COLLEGE				
25	SITKA COMMUNITY COLLEGE	1,318,000			
26	TANANA VALLEY COMMUNITY COLLEGE				

1 UNIVERSITY OF ALASKA (CONT.)			APPROPRIATION	APPROPRIATION FUND SOURCES	
		ALLOCATIONS	ITEMS	GENERAL FUND	OTHER FUNDS
2					
3					
4	TANANA VALLEY COMMUNITY COLLEGE	5,531,200			
5	RURAL EDUCATION				
6	RURAL EDUCATION	5,074,100			
7	COOPERATIVE EXTENSION SERVICE				
8	COOPERATIVE EXTENSION SERVICE	6,080,200			
9	AGENCY UNALLOCATED REDUCTION				
10	AGENCY UNALLOCATED REDUCTION	-3,909,800			
11		*****	*****		
12		***** STATE BOND COMMITTEE *****			
13		*****	*****		
14	STATE BOND COMMITTEE TOTAL APPROPRIATIONS		180,620,000	178,655,000	1,965,000
15	TRANSPORTATION				
16	DEBT SERVICE				
17	INTERNATIONAL AIRPORT REVENUE BONDS	1,965,000			
18	GENERAL GOVERNMENT				
19	STATE BOND COMMITTEE				
20	DEBT SERVICE	178,655,000			
21	* SEC. 5 THE FOLLOWING IS A LISTING SETTING OUT THE FUNDING OF THE APPROPRIATIONS MADE IN THE PRECEDING SECTIONS OF THIS				
22	ACT. THE LISTING IS ARRANGED IN PROGRAM AGENCY ORDER FOR THE OPERATING EXPENDITURES.				
23	OFFICE OF THE GOVERNOR		56,143,200		
24	FEDERAL RECEIPTS	1,693,300			
25	GENERAL FUND	48,851,600			
26	INTER-AGENCY RECEIPTS	2,695,700			

	ALLOCATIONS	TOTAL APPROPRIATIONS
1 OFFICE OF THE GOVERNOR (CONT.)		
2 AGRICULTURAL LOAN FUND	21,600	
3 HIGHWAY WORKING CAPITAL FUND	66,700	
4 INTERNATIONAL AIRPORT REVENUE FUND	657,200	
5 PROGRAM RECEIPTS	1,659,100	
6 PUBLIC EMPLOYEES RETIREMENT FUND	36,400	
7 DISABLED FISHERMANS RESERVE ACCOUNT	3,300	
8 SURPLUS PROPERTY REVOLVING FUND	6,300	
9 TEACHERS RETIREMENT SYSTEM FUND	33,800	
10 VETERANS REVOLVING LOAN FUND	23,800	
11 RESTRICTED RECEIPTS, U OF A	88,300	
12 TRAINING AND BUILDING FUND	6,100	
13 *** TOTAL FUNDING - OFFICE OF THE GOVERNOR ***	56,143,200	
14 DEPARTMENT OF ADMINISTRATION		173,458,500
15 FEDERAL RECEIPTS	4,262,800	
16 GENERAL FUND MATCH	655,100	
17 GENERAL FUND	124,037,300	
18 INTER-AGENCY RECEIPTS	38,600,600	
19 FICA ADMINISTRATION FUND ACCOUNT	89,700	
20 PROGRAM RECEIPTS	2,447,600	
21 PUBLIC EMPLOYEES RETIREMENT FUND	1,790,400	
22 SURPLUS PROPERTY REVOLVING FUND	204,300	
23 TEACHERS RETIREMENT SYSTEM FUND	1,370,700	
24 *** TOTAL FUNDING - DEPARTMENT OF ADMINISTRATION ***	173,458,500	
25 DEPARTMENT OF LAW		30,395,900
26 GENERAL FUND	26,809,200	

	ALLOCATIONS	TOTAL APPROPRIATIONS
1 DEPARTMENT OF LAW (CONT.)		
2 INTER-AGENCY RECEIPTS	3,586,700	
3 *** TOTAL FUNDING - DEPARTMENT OF LAW ***	30,395,900	
4 DEPARTMENT OF REVENUE		36,221,300
5 FEDERAL RECEIPTS	2,408,900	
6 GENERAL FUND MATCH	1,023,200	
7 GENERAL FUND	25,803,900	
8 PROGRAM RECEIPTS	5,979,700	
9 PUBLIC EMPLOYEES RETIREMENT FUND	502,800	
10 TEACHERS RETIREMENT SYSTEM FUND	502,800	
11 *** TOTAL FUNDING - DEPARTMENT OF REVENUE ***	36,221,300	
12 DEPARTMENT OF EDUCATION		614,157,400
13 FEDERAL RECEIPTS	29,964,400	
14 GENERAL FUND MATCH	1,198,300	
15 GENERAL FUND	565,128,200	
16 INTER-AGENCY RECEIPTS	3,177,000	
17 PROGRAM RECEIPTS	1,048,500	
18 SCHOOL FUND (CIGARETTE TAX)	2,500,000	
19 PUBLIC LAW 81-874/GENERAL FUND	10,891,000	
20 TRAINING AND BUILDING FUND	250,000	
21 *** TOTAL FUNDING - DEPARTMENT OF EDUCATION ***	614,157,400	
22 DEPARTMENT OF HEALTH & SOCIAL SERVICES		292,691,700
23 FEDERAL RECEIPTS	83,265,300	
24 GENERAL FUND MATCH	61,879,600	
25 GENERAL FUND	138,882,200	
26 INTER-AGENCY RECEIPTS	4,406,900	

	ALLOCATIONS	TOTAL APPROPRIATIONS
1 DEPARTMENT OF HEALTH & SOCIAL SERVICES (CONT.)		
2 PROGRAM RECEIPTS	144,000	
3 TITLE 20	4,113,700	
4 *** TOTAL FUNDING - DEPARTMENT OF HEALTH & SOCIAL SERVICES ***	292,691,700	
5 DEPARTMENT OF LABOR		39,562,600
6 FEDERAL RECEIPTS	20,193,300	
7 GENERAL FUND MATCH	1,103,300	
8 GENERAL FUND	8,222,500	
9 INTER-AGENCY RECEIPTS	6,432,400	
10 PROGRAM RECEIPTS	243,700	
11 SECOND INJURY FUND RESERVE ACCOUNT	1,887,400	
12 DISABLED FISHERMANS RESERVE ACCOUNT	1,280,500	
13 TRAINING AND BUILDING FUND	199,500	
14 *** TOTAL FUNDING - DEPARTMENT OF LABOR ***	39,562,600	
15 DEPARTMENT OF COMMERCE & ECONOMIC DEVELOPMENT		53,283,400
16 FEDERAL RECEIPTS	428,600	
17 GENERAL FUND	42,495,500	
18 INTER-AGENCY RECEIPTS	2,790,200	
19 PROGRAM RECEIPTS	6,691,800	
20 VETERANS REVOLVING LOAN FUND	877,300	
21 *** TOTAL FUNDING - DEPARTMENT OF COMMERCE & ECONOMIC DEVELOPMENT ***	53,283,400	
22 DEPARTMENT OF MILITARY AFFAIRS		9,955,300
23 FEDERAL RECEIPTS	3,677,700	
24 GENERAL FUND MATCH	713,100	
25 GENERAL FUND	5,534,800	

	ALLOCATIONS	TOTAL APPROPRIATIONS
1 DEPARTMENT OF MILITARY AFFAIRS (CONT.)		
2 PROGRAM RECEIPTS	29,700	
3 *** TOTAL FUNDING - DEPARTMENT OF MILITARY AFFAIRS ***	9,955,300	
4 DEPARTMENT OF NATURAL RESOURCES		62,481,900
5 FEDERAL RECEIPTS	3,277,500	
6 GENERAL FUND MATCH	478,600	
7 GENERAL FUND	48,966,300	
8 INTER-AGENCY RECEIPTS	9,017,400	
9 AGRICULTURAL LOAN FUND	567,100	
10 PROGRAM RECEIPTS	175,000	
11 *** TOTAL FUNDING - DEPARTMENT OF NATURAL RESOURCES ***	62,481,900	
12 DEPARTMENT OF FISH & GAME		76,262,000
13 FEDERAL RECEIPTS	9,979,100	
14 GENERAL FUND	51,132,300	
15 INTER-AGENCY RECEIPTS	8,699,600	
16 FISH AND GAME FUND	6,005,000	
17 PROGRAM RECEIPTS	446,000	
18 *** TOTAL FUNDING - DEPARTMENT OF FISH & GAME ***	76,262,000	
19 DEPARTMENT OF PUBLIC SAFETY		77,670,600
20 FEDERAL RECEIPTS	835,100	
21 GENERAL FUND MATCH	39,100	
22 GENERAL FUND	76,135,900	
23 PROGRAM RECEIPTS	660,500	
24 *** TOTAL FUNDING - DEPARTMENT OF PUBLIC SAFETY ***	77,670,600	
25 DEPARTMENT OF TRANSPORTATION/PUBLIC FACILITIES		290,404,200
26 FEDERAL RECEIPTS	150,000	

1

	ALLOCATIONS	TOTAL APPROPRIATIONS
1 DEPARTMENT OF TRANSPORTATION/PUBLIC FACILITIES (CONT.)		
2 GENERAL FUND	176,997,800	
3 INTER-AGENCY RECEIPTS	61,435,800	
4 HIGHWAY WORKING CAPITAL FUND	26,636,400	
5 INTERNATIONAL AIRPORT REVENUE FUND	23,164,000	
6 PROGRAM RECEIPTS	2,020,200	
7 *** TOTAL FUNDING - DEPARTMENT OF TRANSPORTATION/PUBLIC FACILITIES ***	290,404,200	
8 DEPARTMENT OF ENVIRONMENTAL CONSERVATION		13,931,000
9 FEDERAL RECEIPTS	1,620,400	
10 GENERAL FUND MATCH	892,200	
11 GENERAL FUND	10,917,200	
12 INTER-AGENCY RECEIPTS	456,200	
13 PROGRAM RECEIPTS	45,000	
14 *** TOTAL FUNDING - DEPARTMENT OF ENVIRONMENTAL CONSERVATION ***	13,931,000	
15 DEPARTMENT OF COMMUNITY & REGIONAL AFFAIRS		43,457,700
16 FEDERAL RECEIPTS	13,583,800	
17 GENERAL FUND MATCH	150,000	
18 GENERAL FUND	28,105,000	
19 INTER-AGENCY RECEIPTS	1,548,500	
20 PROGRAM RECEIPTS	70,400	
21 *** TOTAL FUNDING - DEPARTMENT OF COMMUNITY & REGIONAL AFFAIRS ***	43,457,700	
22 LEGISLATIVE BUDGET & AUDIT		37,236,800
23 GENERAL FUND	37,236,800	
24 *** TOTAL FUNDING - LEGISLATIVE BUDGET & AUDIT ***	37,236,800	
25 DEPARTMENT OF CORRECTIONS		57,103,400

1

	ALLOCATIONS	TOTAL APPROPRIATIONS
1 DEPARTMENT OF CORRECTIONS (CONT.)		
2 GENERAL FUND	56,924,800	
3 PROGRAM RECEIPTS	178,600	
4 *** TOTAL FUNDING - DEPARTMENT OF CORRECTIONS ***	57,103,400	
5 ALASKA COURT SYSTEM		37,528,700
6 GENERAL FUND	37,528,700	
7 *** TOTAL FUNDING - ALASKA COURT SYSTEM ***	37,528,700	
8 UNIVERSITY OF ALASKA		245,862,200
9 FEDERAL RECEIPTS	26,464,500	
10 GENERAL FUND MATCH	2,718,300	
11 GENERAL FUND	149,764,400	
12 INTER-AGENCY RECEIPTS	8,885,600	
13 PROGRAM RECEIPTS	20,036,900	
14 STUDENT FEES, UNIVERSITY OF ALASKA	13,165,400	
15 INDIRECT COST RECOVERY	7,223,300	
16 RESTRICTED RECEIPTS, U OF A	17,603,800	
17 *** TOTAL FUNDING - UNIVERSITY OF ALASKA ***	245,862,200	
18 STATE BOND COMMITTEE		180,620,000
19 GENERAL FUND	178,655,000	
20 INTERNATIONAL AIRPORT REVENUE FUND	1,965,000	
21 *** TOTAL FUNDING - STATE BOND COMMITTEE ***	180,620,000	
22 * * * * * TOTAL BUDGET * * * * *	2,428,427,800	
23 * SEC. 6 THIS ACT TAKES EFFECT JULY 1, 1983.		

ce



SS/HE/105

STATE OF ALASKA
OFFICE OF THE GOVERNOR
JUNEAU

March 25, 1983

The Honorable Joe L. Hayes
Speaker of the House
Alaska State Legislature
Pouch V
Juneau, Alaska 99811

Dear Mr. Speaker:

Under the authority of art. III, sec. 18, of the Alaska Constitution, I am transmitting a sponsor substitute for House Bill No. 105.

This substitute bill revises the proposed Fiscal Year 1984 operating budget appropriations for the state. Revisions to the proposed Fiscal Year 1984 capital budget appropriations (sec. 2 of the original bill) are under development and will be submitted by March 31, 1983. However, since the operating budget changes are ready, I want to submit them now so that the legislature can have the additional time for its review.

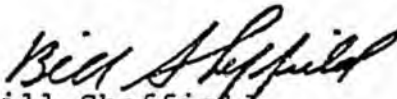
The revisions to the proposed FY 84 operating budget consist of both reallocations of funding to high priority programs and services from lower priority items as well as increases or decreases in funding. The increases include transfer of items from the capital budget which more properly belong in the operating budget, salary increases based on previously approved negotiations, and new or expanded vital programs and services. Included in the latter are local school support, correctional programs, youth employment, the catastrophic illness program, fire protection for federal land transferred to the state, fisheries programs, and litigation costs for the Trans-Alaska Oil Pipeline rate court case in which the state could lose or gain \$2 billion or more. The reductions in the proposed FY 84 operating budget include both specified reductions as well as an unallocated reduction amount for each department. These latter reductions are necessary to meet the challenge of declining oil revenues; and we will work to develop, before the start of FY 84, the details of what will be reduced.

The format of the operating budget appropriation has been modified from that originally submitted in January. While the need to have one appropriation per department is key to making state government more efficient, the bill has been expanded to include allocations for the various elements of each department's operations. This will be a better indicator of legislative intent and at the same time provide the administration with the flexibility to improve state government efficiency and effectiveness. Our intent is to submit the revised FY 84 capital budget section with appropriations by individual projects.

Summary information regarding the FY 84 operating budget revisions is being provided to each legislator. In addition, computer-generated, line-item detail information will be provided to the Senate and House Finance Committees.

In view of declining revenues, I have requested my Departments to continue to identify inefficiencies and duplication of services. Our approach will be to minimize the impact on programs and services while still reducing the budget. As our revenues continue to decline, we will be forced to make some hard decisions on the trade-offs between state services and the availability of resources to fund them.

Sincerely,


Bill Sheffield
Governor

W



SS 119 125

STATE OF ALASKA
OFFICE OF THE GOVERNOR
JUNEAU

March 25, 1983

The Honorable Joe L. Hayes
Speaker of the House
Alaska State Legislature
Pouch V
Juneau, Alaska 99811

Dear Mr. Speaker:

Under the authority of art. III, sec. 18, of the Alaska Constitution, I am transmitting a sponsor substitute for House Bill No. 105.

This substitute bill revises the proposed Fiscal Year 1984 operating budget appropriations for the state. Revisions to the proposed Fiscal Year 1984 capital budget appropriations (sec. 2 of the original bill) are under development and will be submitted by March 31, 1983. However, since the operating budget changes are ready, I want to submit them now so that the legislature can have the additional time for its review.


The revisions to the proposed FY 84 operating budget consist of both reallocations of funding to high priority programs and services from lower priority items as well as increases or decreases in funding. The increases include transfer of items from the capital budget which more properly belong in the operating budget, salary increases based on previously approved negotiations, and new or expanded vital programs and services. Included in the latter are local school support, correctional programs, youth employment, the catastrophic illness program, fire protection for federal land transferred to the state, fisheries programs, and litigation costs for the Trans-Alaska Oil Pipeline rate court case in which the state could lose or gain \$2 billion or more. The reductions in the proposed FY 84 operating budget include both specified reductions as well as an unallocated reduction amount for each department. These latter reductions are necessary to meet the challenge of declining oil revenues; and we will work to develop, before the start of FY 84, the details of what will be reduced.

The format of the operating budget appropriation has been modified from that originally submitted in January. While the need to have one appropriation per department is key to making state government more efficient, the bill has been expanded to include allocations for the various elements of each department's operations. This will be a better indicator of legislative intent and at the same time provide the administration with the flexibility to improve state government efficiency and effectiveness. Our intent is to submit the revised FY 84 capital budget section with appropriations by individual projects.

Summary information regarding the FY 84 operating budget revisions is being provided to each legislator. In addition, computer-generated, line-item detail information will be provided to the Senate and House Finance Committees.

In view of declining revenues, I have requested my Departments to continue to identify inefficiencies and duplication of services. Our approach will be to minimize the impact on programs and services while still reducing the budget. As our revenues continue to decline, we will be forced to make some hard decisions on the trade-offs between state services and the availability of resources to fund them.

Sincerely,


Bill Sheffield
Governor

Alaska House of Representatives

MEMO



Phone: 465-3725
Room: 214 Capitol

From the desk of CHIEF CLERK

TO: Finance

DATE: 3/25/83

Please return the committee copy of
HB 105- You have the Sponsor Substitute.

Thanks,

Kris

Introduced: 1/21/83
Referred: Finance

1 IN THE HOUSE

BY THE RULES COMMITTEE BY
REQUEST OF THE GOVERNOR

2 HOUSE BILL NO. 105

3 IN THE LEGISLATURE OF THE STATE OF ALASKA

4 THIRTEENTH LEGISLATURE - FIRST SESSION

5 A BILL

6 For an Act entitled: "An Act appropriating for the operating and capital
7 expenses and Permanent Fund Dividend Program of the
8 state government; and providing for an effective
9 date."

10 BE IT ENACTED BY THE LEGISLATURE OF THE STATE OF ALASKA:

11 * Section 1. The following items are appropriated for operating expen-
12 ditures from the general fund or other funds to the state agencies named,
13 for the fiscal year beginning July 1, 1983 and ending June 30, 1984:

		APPROPRIATION FUND SOURCES	
	APPROPRIATIONS	GENERAL FUND	OTHER FUNDS
16	Office of the Governor	\$ 16,285,600	\$ 16,019,600 \$ 266,000
17	Department of Administration	175,656,900	127,699,800 47,957,100
18	Department of Law	18,723,200	15,136,500 3,586,700
19	Department of Revenue	37,446,600	27,119,300 10,327,300
20	Department of Education	597,181,500	549,350,600 47,830,900
21	Department of Health &		
22	Social Services	343,385,300	251,503,100 91,882,200
23	Department of Labor	39,704,600	9,467,800 30,236,800
24	Department of Commerce &		
25	Economic Development	52,893,500	42,735,000 10,158,500
26	Department of Military		
27	Affairs	10,011,800	6,350,300 3,661,500
28	Department of Natural		
29	Resources	49,919,600	39,333,000 10,586,600

1	Department of Fish & Game	71,758,800	46,882,400	24,876,400
2	Department of Public Safety	78,830,600	77,335,000	1,495,600
3	Department of Transportation			
4	& Public Facilities	298,639,600	185,233,200	113,406,400
5	Department of Environmental			
6	Conservation	13,477,000	11,776,100	1,700,900
7	Department of Community &			
8	Regional Affairs	41,753,000	26,900,300	14,852,700
9	Legislative Budget & Audit	37,236,800	37,236,800	
10	Alaska Court System	37,528,700	37,528,700	
11	University of Alaska	245,862,200	152,482,700	93,379,500
12	State Bond Committee	180,620,000	178,655,000	1,965,000

13 * Sec. 2. The following items are appropriated for capital projects
 14 from the general fund or other funds to the state agencies named and are
 15 effective immediately in accordance with AS 01.10.070(c):

16		APPROPRIATION FUND SOURCES		
17	APPROPRIATIONS	GENERAL FUND	OTHER FUNDS	
18	Department of Adminis-			
19	tration	\$ 16,476,100	\$ 16,476,100	\$
20	Department of Revenue	3,000,000	3,000,000	
21	Department of Education	61,905,600	61,905,600	
22	Department of Health &			
23	Social Services	83,856,600	83,856,600	
24	Department of Labor	835,900	445,100	390,800
25	Department of Commerce &			
26	Economic Development	143,996,000	143,896,000	100,000
27	Department of Military			
28	Affairs	2,875,800	2,725,800	150,000
29	Department of Natural			

1	Resources	28,152,500	26,039,000	2,113,500
2	Department of Fish & Game	10,435,700	10,435,700	
3	Department of Public Safety	8,530,800	8,530,800	
4	Department of Transportation			
5	& Public Facilities	467,514,100	252,017,400	215,496,700
6	Department of Environmental			
7	Conservation	75,437,300	75,437,300	
8	Department of Community &			
9	Regional Affairs	195,052,500	195,052,500	
10	University of Alaska	64,262,300	64,262,300	
11	Alaska Court System	1,410,900	1,410,900	
12	State Loan Programs	350,078,500	294,508,900	55,569,600

13 * Sec. 3. The following items are appropriated from the undistributed
14 income account of the Alaska permanent fund (AS 37.13.145) for the purposes
15 set out below for the fiscal year ending June 30, 1984:

16	Department of Revenue		
17	Reinvestment of Permanent Fund		\$101,000,000
18	Department of Administration		
19	Longevity Bonus		30,400,000
20	Department of Community & Regional		
21	Affairs		
22	Revenue Sharing -- Municipal		
23	Assistance		<u>141,400,000</u>
24	TOTAL		\$272,800,000

25 * Sec. 4. The following is the operating and capital budget summary by
26 funding source:

27		OPERATING	CAPITAL	TOTAL
28	FUNDING SOURCE	BUDGET	BUDGET	BUDGET
29	Federal Receipts	\$ 196,801,200	\$ 190,035,000	\$ 386,836,200

1	General Fund Match	70,685,500	4,212,900	74,898,400
2	General Fund	1,768,059,700	1,235,787,100	3,003,846,800
3	Inter-Agency Receipts	147,646,800		147,646,800
4	Agricultural Loan Fund	567,100		567,100
5	FICA Administration Fund			
6	Account	89,700		89,700
7	Fish and Game Fund	6,255,000		6,255,000
8	Highway Working Capital			
9	Fund	26,636,400	17,600,000	44,236,400
10	International Airport			
11	Revenue Fund	25,129,000	1,300,000	26,429,000
12	Program Receipts	40,682,000	64,819,600	105,501,600
13	Public Employees			
14	Retirement Fund	2,293,200		2,293,200
15	School Fund (Cigarette			
16	Tax)	2,500,000		2,500,000
17	Second Injury Fund			
18	Reserve Account	1,887,400		1,887,400
19	Disabled Fishermans			
20	Reserve Account	1,280,500		1,280,500
21	Surplus Property			
22	Revolving Fund	204,300		204,300
23	Teachers Retirement			
24	System Fund	1,873,500		1,873,500
25	Veterans Revolving Loan			
26	Fund	877,300		877,300
27	Student Fees, University			
28	of Alaska	13,165,400		13,165,400
29	Indirect Cost Recovery	7,223,300		7,223,300

1	Public Law 81-874/General		
2	Fund	10,891,000	10,891,000
3	Title 20	4,113,700	4,113,700
4	Restricted Receipts, U of A	17,603,800	17,603,800
5	Training and Building Fund	<u>449,500</u>	<u>66,000</u>
6			<u>515,500</u>
6	*** TOTALS ***	\$2,346,915,300	\$1,513,820,600 \$3,860,735,900

7 * Sec. 5. A sum is appropriated from the general fund necessary to pay
8 interest on revenue anticipation notes issued by the commissioner of reve-
9 nue under AS 43.08.010.

10 * Sec. 6. Federal or other program receipts which exceed the amounts
11 appropriated in this Act are appropriated conditioned upon compliance with
12 the program review provisions of AS 37.07.080(h).

13 * Sec. 7. This Act, except for sec. 2, takes effect July 1, 1983.

14
15
16
17
18
19
20
21
22
23
24
25
26
27
28
29

BILL SHEFFIELD
GOVERNOR



HB 105

STATE OF ALASKA
OFFICE OF THE GOVERNOR
JUNEAU

January 20, 1983


The Honorable Joe L. Hayes
Speaker of the House
Alaska State Legislature
Pouch V
Juneau, Alaska 99811

Dear Mr. Speaker:

Under the authority of art. III, sec. 18, of the Alaska Constitution, I am transmitting the bill presenting the FY 84 operating and capital budget plus permanent fund dividend appropriations for the state.

We anticipate that the permanent fund will generate approximately \$404,000,000 income in fiscal year 1984. This bill appropriates only \$272,800,000. The balance will accrue in an account to be invested by the permanent fund corporation. It is my intention to reserve the money in that account for future capital projects.

Sincerely,


Bill Sheffield
Governor