

QUESTIONNAIRE



Alaska State Legislature

House of Representatives

Committee on Judiciary

Pouch V
State Capitol
Juneau, Alaska 99811

Official Business

Memorandum

To: House Judiciary Committee

From: Rochelle Plotnick *Rocky*

Date: November 28, 1979

Subject: Questionnaires

INTRODUCTION

During the interim I have sent out two questionnaires. One was sent to the general public and another to those involved in law enforcement. Both questionnaires dealt with Alaska's criminal justice system.

All returned questionnaires have been tabulated and this memo will be my attempt to summarize them for you. I will discuss the two questionnaires separately.

Because some of the questions could not be answered on a yes/no basis, I had some difficulty tabulating them fairly. However, I did try to be as objective as I could, and occasionally didn't use answers when I was in doubt.

If you have the time, I encourage you to read some of them and judge for yourself.

LAW ENFORCEMENT QUESTIONNAIRE

To reach law enforcement personnel on a statewide basis, the Alaska Peace Officer's Association was used. The Association's members include Alaska State Troopers, local police, corrections officers, parole/probation officers, and prosecutors. I was provided with xerox labels of their members and simply used every other label until 400 were addressed. 79 were answered and returned.

Question #1

What do you see as the major crime problem in Alaska?

Alcohol and/or drugs	44
Lenient Courts	7
Ineffective District Attorney. . .	5
Juveniles.	5
Robbery.	5
White Collar Crime	4
Unemployment	3
Rape	2
Apathy	1
Non-workable Statutes.	1

Question #2

Are Alaska's laws adequate to handle these problems?

No	45
Yes	26

Question #3

Is prosecution of crime effective?

No	44
Yes	26

Question #4

Do you think the Alaska Court System is fair?

No 32

Yes. 32

Too liberal. . . 13

Question #5

Would you be willing to participate in a racial/cultural bias test?

Yes. 70

No 7

Question #6

Would you be willing to participate in any bias awareness training?

Yes. 67

No 7

Question #7

Should criminal justice agencies increase their affirmative action hiring efforts?

No 42

Yes. 26

Many of those answering "no" said hiring should be based on competency.

Question #8

How do you see yourself as a law enforcement officer?

Equal to all - frustrated - enforces laws in an apathetic society - never arrested an "innocent" person - help people - wants more training than currently provided - fair and compassionate - confused, ineffective - educator to bush - high standards and professionalism - held back by liberal laws - ineffective, frustrated, no time to properly investigate -

Question #8 (Continued)

the first line, first public contact, plug in the dike -
in the middle with a damn small voice - tops in ability,
production, effectiveness - fighting a losing battle -
don't like the 8-5 overtime attitude of police today -
trying, though time and equipment is insufficient -
sincere, dedicated with little support from community and
judicial system - referee - becoming more apathetic and
restricted - hindered by the courts.

Question #9

What do you think of the Alaska Public Defender?

Good - fair - sucks - understaffed - takes cases who can
afford private attorneys - unethical - better than the D.A. -
should be in private practice first - too many cases - like
grapes, some good some not so good - too many Supreme Court
Appeals - energetic - waste of time and money - essential -
underfunded and understaffed - necessary.

Question #10

Do you think shelters for battered women are effective?

Yes. 56

No 7

Question #11

What should we do with juvenile delinquents? Jail?

Jail 30

Rehabilitation
Treatment Center . 17

Restitution/
Responsibility . . 9

Deal with
Parents. 8

Question #12

Do you have any other comments?

Court should be held from 8 - 12
1 - 4:30

This project is worth the time and effort.

Prosecutors don't treat everyone equal.

Traffic codes need to be updated.

This questionnaire was to get court system off the "hotspot".

Need better coordination with criminal justice agencies -
when more police are hired there are more arrests, but no
increase in the jails.

Handle traffic court at night by trained laymen.

Legislature should adequately fund police agencies for
personnel, equipment and training.

Want more mandatory sentencing.

The D.A.'s are dropping charges and failing to prosecute.

More District/Supreme Court judges.

More jails including a long-term correctional facility.

Jury is not a representation of society at large.

Need more money.

Should create an appellate court.

Terrific survey - hope it does some good.

Tighter controls on alcohol sales.

Change "joyriding" to "grand theft auto".

Another questionnaire - doubt you are really interested -
just another survey for our "hard working" legislators.

Legislature should make police training a priority with the
consideration of traffic fines helping to pay the cost.

Pass a law to change liquor vending hours to 1:00 or 2:00 a.m.,
instead of 5:00 a.m.

Question #12 (Continued)

In summary, the following response from one person is included.

Any member of the judiciary committee - if desired - could find many answers to the question "What is the problem?" if they took an in-depth and honest look at the legislature itself.

Who has failed to provide adequate resources for the prosecutors to stay abreast of the caseload increases so that sufficient time and manpower is available to properly prepare a case for trial or even handle the cases presented?

Who has allowed the Public Defender Agency to become better staffed, from a caseload standpoint, than the public prosecutors' offices?

Who has failed to provide sufficient judges to handle the increased caseload and fully utilize the available judicial facilities?

Who has failed to provide adequate facilities to handle individuals who should, and otherwise could, be sentenced?

Who has spent several years and millions of dollars trying to build a new and unneeded city, while the above needs went begging?

Who has, over the years, increased the handout programs and largely ignored the increased need for society's protection under the law?

Who has allowed and created the game of semantics we play with respect to juveniles?

Are the answers to some of the above questions possibly indicative of political biases and considerations affecting the law enforcement system?

GENERAL PUBLIC QUESTIONNAIRE

A total of 1,100 questionnaires were sent to Alaskans throughout the state. Names were randomly selected from telephone books and sent to postmasters in small communities for distribution. 198 were returned answered.

Question #1

What do you see as the major crime problem in Alaska?

Alcohol/drugs	52
Robbery	19
White Collar Crime.	6
No Prosecution.	5
Lenient Courts.	4
Vandalism	4
Lack of Jobs.	4
Murder.	3
Rape.	2
Juveniles	2

Question #2

How do you feel about Alaska's laws?

Too Lenient	47
Okay.	28
Outdated.	7
Poor.	4
Too Vague	2
Too Many.	2
Lessen Drug Penalties	1
Need Good Litter Law.	1
Too Harsh on Hunting/Fishing.	1

Question #2 (Continued)

- Tighten Up on Religious Solicitors. 1
- Legalize Drugs and Tax Like Alcohol 1

Question #3

If you served on a jury in the past 3 years, was it handled fairly?

- Haven't Served 55
- Yes. 19
- No 7

The jury is never given information about suspect's previous record - Served on a grand jury and it was not handled fairly.

The people on the jury were manipulated by the prosecutors because they were not familiar with the grand jury power -

When I served on a jury in Valdez, we were told the judge would give us the law and we were to decide the facts.

Juries are our only defense against undesirable laws once legislated. Therefore, juries should be told of their responsibilities to judge the law as well as the facts.

Question #4

Who, if anyone, should be excused from serving on a jury?

- If a financial hardship 20
- No person 18
- Physically ill. 16
- Mentally ill. 12
- Biased. 10
- Pregnant women or mothers 9
- Law enforcement 5
- Elderly 5
- All requesting excusal. 4

Question #4 (Continued)

Non-English speaking	3
Criminals.	2
Business people.	2
Alcoholics	2
Military	1
Clergy	1

Question #5

What do you think of the Alaska State Troopers?

Good	62
Need more.	13
Should spend more time in villages . . .	3
Quality going down	3
Lack training/experience for bush. . . .	2
Clowns	1
Big job with little support.	1
Too much time on victimless crimes . . .	1
Poor response time	1
Pick on young people	1
Ineffective.	1

Question #6

Do you think the Alaska Court System is fair?

Yes	31
No.	31
Too lenient	22

Several said they didn't know or left it blank.

Criminals out on bail too soon.

Question #6 (Continued)

Too lenient on Alaska Natives.

Money talks too loud for justice.

Small Claims Court is a joke.

Under political pressure.

Inequitable treatment of Natives and women.

Habitual criminals get off easy.

Hell no, it violates the rights of society.

Too conservative.

Fair, but slow.

Our magistrate is a very opinionated person with zero legal experience; how can that be fair?

The penalty for killing a moose out of season is greater than a drunk driver killing a man.

My case in the Supreme Court took 11 months before a decision. I was held up for 2 years and \$10,000.00 before anything was decided.

Question #7

Should judges be elected?

Yes 72

No. 27

Several didn't want judges to be "bought-off", like politicians.

Several were concerned as to how the public would be informed to vote.

One suggested local judicial advisory councils be set up.

Question #8

Should Alaska establish an Intermediate Court of Appeals?

Yes 45

Don't know. 29

No. 26

Question #9

What do you think of the quality of Alaska's private lawyers?

Fair-poor. 25

Good 16

Greedy 10

What quality - need more in the bush - I.Q. ten points in the hole - let the buyer beware - not honest - Ugh! - too many - excellent - pirates - better than the D.A.'s - rejects from the lower '48 - stink - some very good.

Question #10

Do you think domestic violence is a serious problem in Alaska?

Yes 82

No. 12

Question #11

What should we do with juvenile delinquents? Jail?

Yes 42

No (educate/rehabilitate) 35

Work farms. 8

Make parents responsible. 6

Restitution 6

Give names to media 3

Boonies for a month/Youth Conservation Corps.. . . . 3

Give them more to do. 2

Question #12

Do you know of any biases in the criminal justice system?

No. 47

Yes 45
(racial, juvenile, criminals)

Question #13

Do you think Neighborhood Centers would be a good way to resolve neighborhood disputes (landlord-tenant, small claims, domestic violence) rather than in court?

Yes 59

No. 35

Question #14

Do you have any other comments or questions?

Thanks for asking my opinion - read Jessica Mittford's book on punishment in the U.S.

When is the legislature going to pass some meaningful laws regarding alcohol? Take a stand, don't back off because of the alcohol lobbyists.

I do not think it is equitable to jail a person on smaller crimes. Should be cited and given a fine on 1st offense. If repeat, then jail.

We need a "get tough" policy.

I am concerned about real criminals being let out on minimum bail.

If Alaska is to be so free with alcohol, they must come up with a way to control it. The laws now treat it as a disease so violence goes unchecked, because they aren't responsible for what they are doing.

Why is Kotzebue getting a Superior Court judge? Why can't we get the same treatment in Barrow as Nome and Kotzebue? Why are we the last to get what we need? We have a problem here in Barrow.

Less importance should be placed on drugs and more placed on criminal acts (from theft to rape).

Magistrates are totally without knowledge of motor vehicle law - traffic magistrates are incompetent.

The state troopers in Galena area spend little or no time in the villages around here. It is so bad in Huslia that the village has said that they do not bother to call the troopers because they do nothing so why bother to call. The city of Galena pays for police locally and the State has two police stationed here. I have never seen a traffic ticket issued by

Question #14 (Continued)

any of them yet the cars speed by. The state police use the state truck for their personal business, yet when asked for help on the phone, they say the local problems are not of their concern. Why should the State Trooper take their wife down to the post office to check their mail; why don't they use their own personal truck or car. I think the supervisor for the troopers out here in the bush should get out here and see how their men are doing their job and spend some time going around the area they are working in and ask a few questions how their men are doing.

There is no question in my mind that alcohol is the root cause of 97% of all crime in Northern Alaska. Solving this problem is the greatest single obstacle facing us.

The court system, police, state laws cannot solve all of society's problems and it is pointless to try.

Would you please make the results of this questionnaire public in urban and bush newspapers?

More programs to combat alcoholism and drugs may be beneficial.

Replace all judges every 2 years.

Give each juror a leaflet so he/she can read what his duties and responsibilities are as a member of the jury.

The legislative response to criminal justice planning, as with too many other issues, has been piecemeal, rather than comprehensive. Hopefully, the legislature will take the time and effort necessary to study the Master Plan for Corrections.

How much freedom does a person have when they're afraid to walk streets at night? NONE.

I do believe that if you have money and/or influence, you can get away with a lot more than if you're on the other end of the Totem Pole.

I was recently raped in my own home by a young Indian. He is still loose in the community. I may have to leave Juneau, my home for 41 years, because I feel so insecure.

More alcohol rehabilitation programs are needed.

CONCLUSION

I am very hesitant to draw many conclusions from the questionnaires. It should be noted that stamped return envelopes were not included, so only those persons more serious about criminal justice responded. Also, because so many names were used from various telephone books, the people who can't afford or choose not to have telephones were excluded. The only conclusion I feel secure making at this time is that alcohol and other drugs seem to be what most of the respondents are concerned about.

1. What do you see as the major crime problem in Alaska?
2. What do you see as the major crime problem in your community?
3. Are Alaska's law adequate to handle these problems?
4. Is prosecution of crime effective?
5. If not, do you have any suggested alternatives?
6. Do you think the Alaska Court System is fair?
7. Do you know of any biases in the law enforcement system?
8. Would you be willing to participate in any racial/cultural bias test?
9. Would you be willing to participate in any bias awareness training?
10. Should criminal justice agencies increase their affirmative action hiring efforts?
11. How do you see yourself as a law enforcement officer?
12. What do you public opinion of law enforcement officers is and do you think that opinion is justified?
13. What do you think of the Alaska Public Defender?
14. What do you think of court appointed attorneys?
15. Do you think shelters for battered women are effective?
16. What should we do with juvenile delinquents? Jail?
17. How do Supreme Court decision/opinions effect law enforcement?

18. Do you think Neighborhood Centers would be a good way to resolve neighborhood disputes (landlord-tenant, small claims, domestic violence) rather than in court?
19. Do you have any other comments?

stamp

ALASKA STATE LEGISLATURE
HOUSE JUDICIARY COMMITTEE
POUCH V
JUNEAU, ALASKA 99811



Official Business

Alaska State Legislature

House of Representatives

Committee on Judiciary

Pouch V
State Capitol
Juneau, Alaska 99811

THE HOUSE JUDICIARY COMMITTEE OF THE ALASKA LEGISLATURE IS SEEKING PUBLIC INPUT ON MATTERS CONCERNING THE CRIMINAL JUSTICE SYSTEM. WE WILL HOLD PUBLIC HEARINGS THROUGHOUT THE STATE THIS FALL. CURRENTLY WE ARE SENDING OUT A QUESTIONNAIRE. PLEASE TAKE A FEW MINUTES TO ANSWER THE QUESTIONS AND SEND IT BACK TO US. WE HOPE TO RECEIVE ALL ANSWERS BY THE END OF SEPTEMBER. THANK YOU FOR YOUR COOPERATION.

HOUSE JUDICIARY COMMITTEE MEMBERS:

Charlie Parr, Chairman

Nels Anderson, Vice-Chairman

Fred Brown

Hugh Malone

Thelma Buchholdt

Pat O'Connell

Ramona Barnes

Terry Martin

Randy Phillips

STAFF:

Margaret Berck

Rochelle Plotnick

ALASKA PEACE OFFICERS ASSOCIATION



State APOA Office
P.O. Box 4-2170
Anchorage, Ak 99509
Phone: 277-1154

August 20, 1979

Dear Member:

Attached is a letter and questionnaire from the House Judiciary Committee. The questions being asked are the kind the police community should welcome the opportunity to comment on.

It is not necessary that your name be on the questionnaire. Your response to each question is all that is solicited.

As president of the Alaska Peace Officers Association, I encourage you to take a few minutes of your time and candidly respond to the questions. The Association will be provided a copy of the results for publication in the Law Man.

Should you have any questions, please do not hesitate to contact me.

Very truly yours,

William H. Huston
President

Alaska Peace Officers Association
Box 309
Juneau, Alaska 99802
(phone 586-6070)

Comments from
Bill Houston

Do you favor a constitutional amendment which would authorize the Alaska Supreme Court to sit as a trial court in all major criminal prosecutions, and also authorize them to issue all search warrants in order to avoid errors which may occur in these criminal proceedings at lower court levels?

The law enforcement community frequently perceives that the problems involved in criminal justice administration is not limited to the courts or other agencies in the system but may also involve the legislative process as well. It might be advisable in your questionnaire to include questions of the following type:

Do you feel that the Legislature is properly advised of the alternatives involved when decisions are made to change laws defining criminal offenses or governing criminal procedure?

Do you favor the passage of laws which prescribe mandatory jail sentences such as the 1978 revision of the OMVI statutes?

Do you feel that the de-criminalization of marijuana was a good law?

Do you support legislative action in de-criminalizing alcohol status offenses?

Do you feel that there are adequate provisions in the law or that adequate facilities exist for the treatment of alcohol related offenses in Alaska?

Would you favor the reduction of penalties for the possession and use of cocaine to misdemeanor status?

Do you feel that the Legislature should repeal the Criminal Rules adopted by the Alaska Supreme Court concerning Discovery (Rule 16) and prohibition on the use of unlawfully obtained evidence for any purpose?

Would you favor revising the Alaska Rules of Discovery to bring them into conformity with the Federal Rules recognizing the limitations imposed by the Jencks Act which is also State Law?

Do you feel that the new Criminal Code which will become effective on January 1, 1980 will tighten up on criminal violations and provide for more effective prosecutions?

Do you feel that the laws concerning pre-trial release should be changed and that more stringent criteria should be established providing for bail for those persons charged with serious crimes or repeated criminal acts?

Do you believe that the news media provides an adequate forum or informs the public on questions concerning the justice system, laws, court decisions or police procedures?

Do you believe that the present over-drowning of penal

institutions may be largely attributable to the fact that the legislature has failed to recognize its responsibilities for funding an expansion of the system?

What would you consider to be the most serious problem confronting the correctional system?

- Lack of adequate facilities?
- Failure of diversion programs?
- Failure to utilize diversion programs?
- Excessive sentences imposed by the courts?
- Lack of training for correctional personnel?
- Lack of a comprehensive long-term program to address correctional needs and programs?
- All of the above
- None of the above

Re: Judiciary Questionnaire:

You have asked for my comments concerning this questionnaire. These are necessarily somewhat hasty because I have not seen the questionnaire or the final form of the questions which you have proposed to ask. These comments are made in the context that you would desire some in-put from the law enforcement community. I would suggest however that some of the issues which I have raised in this reply are not limited to the concerns of the law enforcement milieu, but are more appropriately concerns of the general public.

I will begin by making some general observations and suggest appropriate questions for specific areas of concern.

Institutionalization of Juveniles (Your Question No. 17)

This is an extremely simplistic question in its present form which is difficult to respond to, and I suspect that in whatever way it is answered, the results would not be useful to you. The primary in-state institutionalization facility now is McLaughlin. Very few law enforcement officers would deny that placement in that institution would have a tendency to solidify anti-social tendencies. Unfortunately, the reason is that it is usually looked upon as an ultimate last resource after everything else has failed, and most often after the youthful offender himself has shown that he will not respond to any treatment except long-term institutionalization.

I would suggest that a better alternative would be more local quasi-institutional facilities for short term placements. This is a type of resource which is very much needed. I believe that if your question is re-worded (1) to evaluate the present need for such alternative placement in terms of facilities and (2) structure your answer in this context; that it would be more meaningful.

Public Defender Agency and Adequacy of Representation (Your Question No. 13)

I believe I understand what you are getting at, but it is not clear from the question. The Public Defender Agency probably does a good job in representing its clients if the objective of representation is to promote delay, misuse and obfuscation of the criminal justice system. If the objective is to try cases and have them judged on the basis of the available evidence, then their record is not so good. Criminal law practice has become a kind of game where the objective is now to avoid issues by means of as many frivolous motions as possible. The merits of the case or the legal defenses involved are a poor second to this objective.

Not least in complicating the entire matter is that the parameters for eligibility for the substantially free services of the P.D. are so indistinct and nebulous that the P.D. is appointed in almost every criminal case (misdemeanor and felony) because the judges just want to avoid the hassles involved. The result is some degree of public dissatisfaction and misunderstanding and a substantial amount of dissatisfaction from the private

bar. Some of the decisions of the Alaska Supreme Court are so inartfully framed, that it is an almost impossible burden for law enforcement agencies to conduct an investigation of crime unless there is a Public Defender available in the pre-arraignment stages of the proceedings. (Blue v. State is an example which mandates the presence of counsel before a witness can be permitted to identify the criminal suspect.)

Prior to the creation of the Public Defender Agency the private bar was assigned on a rotational basis to represent indigent defendants. A fee schedule was established and these attorneys at least had the assurance of receiving some degree of remuneration for their services. The system worked fairly well, and more expeditiously I would suggest than the present system. I believe that the merits of both systems should be considered. The Public Defender Agency has developed a certain amount of expertise in appellate work, and in many jurisdictions this is their proper function. It might be advisable to consider returning trial work to the appointive private bar and have the Public Defender restrict itself to appellate proceedings. The system would not be more expensive and some of the spinoffs would be a renewed interest in criminal law practice on the part of the private bar; the middle class citizen would be assured of more competent representation, and criminal law expertise would not be limited to the representation provided to so-called indigent defendants.

In the alternative, consideration might be given to providing the Public Defender in all criminal cases, free of charge, since in some respects it would make the law enforcement officer's job more predictable and efficient. Or, a workable procedure might also be introduced for recovering the costs of Public Defender representation from those persons who receive it, and are able to pay for it.

Some possible questions to consider are:

(For law enforcement officers) Do you believe that providing the free services of the Public Defender at the pre-arraignment stage of proceedings might assist in obtaining admissible witness and victim identifications? (Re: Blue v. State)

Should adequate and workable guidelines be established for determining eligibility for the services of the Public Defender and for reimbursing the State for the cost of the services provided according to the ability to pay?

Would you consider that the appointment of private counsel to represent indigent defendants would be more economical than providing this service through a State Agency (P.D.)?

One of the most important areas of law enforcement concern regarding the operation of the criminal justice system is the perceptions of the court system and the legislature. Your proposed questionnaire does not seem to address either of these areas. There is some degree of dissatisfaction and misunderstanding concerning both in their relationship to the

There has also been a considerable amount of discussion about the question of elected judges and district attorneys (or the Attorney General. The issue will unquestionably be raised with the referendum to be raised in 1980 concerning the need for a new constitutional convention. It might be timely to consider this issue as well in your questionnaire. Some possible questions might be:

Do you feel that the present system for selecting judges is adequate. If not, what changes would you suggest?

Do you feel that the present system of public recourse against judges whom they are dissatisfied with, is adequate? If not, what changes would you suggest?

Do you feel that the present system for selecting judges represents excessively the interests of the Bar Association rather than the public?

(For law enforcement officers) Do you feel that the judicial appointments at all levels of the court system during the past six years have been favorable to law enforcement?

Do you feel that the present Alaska system providing for appointive district attorneys and an attorney general assures an adequate forum to advise the public on criminal justice issues?

Would you favor a system which provides for the election, or the elective retention of District Attorneys based on their record?

Would you favor a modified system for the selection and retention of district attorneys based on elective retention and allowing these officers to prepare their own budgets and make appearances before the Legislature as independent representatives?

Do you feel that the District Attorneys are speaking out in criminal justice matters to keep the public adequately advised on these questions independently of administration policies?

Do you believe that there is any degree of local control over prosecutorial policy? Is this desirable?

Is there an adequate forum for the discussion of criminal justice matters in Alaska? Is there any element of the system which adequately speaks for the public interest in your opinion?

Would you favor the creation of a professional organization such as a district attorney's association to present an independent position on criminal justice issues separate from that of the administration?

Do you believe that plea bargaining has actually been eliminated in Alaska? If not, why not?

Where do you feel the most serious shortcoming exist in terms of the operation of the criminal justice system in the courts?

- In the District Court
- In the Magistrate's Court
- In the Superior Court?
- In the Supreme Court?

Do you feel that there is public dissatisfaction in the operation of the court system in Alaska?

To what would you attribute this dissatisfaction?

- Arbitrary decisions by trial judges?
- Bad law decisions of the Supreme Court which are binding on the trial courts?
- Bad laws enacted by the Legislature?
- None of the above?
- All of the above?

Do you favor the tendency of the Alaska Supreme Court to enlarge upon due process protections under the interpretations which they apply to the Alaska Constitution?

Do you feel that the search and seizure decisions of the Alaska Supreme Court insofar as they limit the activities of law enforcement agencies beyond those restrictions which are recognized by the decisions of the U.S. Supreme Court are beneficial to the public interest?

Do you favor a constitutional amendment which would limit the application of the Exclusionary Rule to police searches and seizures in Alaska?

Do you favor a constitutional amendment which provide for the direct election of judges and district attorneys?

Do you favor a constitutional amendment which would limit the power of the Supreme Court to make Criminal Rules of Procedure?

Do you favor a constitutional amendment which would limit the power of the Supreme Court to review Criminal Sentences except those which exceed three (3) years of incarceration?

Do you favor a constitutional amendment which would limit the jurisdictional amount of cases appealed to the court to a minimum of \$10,000?

Do you favor a constitutional amendment which would limit the right of privacy by authorizing law enforcement officers to gather wire tap evidence for narcotics investigations (reverses the Supreme Court ruling in Glass v. State)?

Do you favor a constitutional amendment which would authorize police officers to conduct a search of suspect incidental to their arrest and permit the introduction in evidence of fruits and instrumentalities of crimes committed by them as lawfully obtained evidence in criminal prosecutions (reverse the Alaska Supreme Court ruling in Zehrung v. State and re-instate rule of law enunciated by U.S. Supreme Court in U.S. v/ Robinson)?



Official Business

Alaska State Legislature

House of Representatives

Committee on Judiciary

Pouch V
State Capitol
Juneau, Alaska 99811

July 11, 1979

Dear Postmaster:

The House Judiciary Committee is seeking public input on matters concerning the criminal justice system. We are asking for your cooperation in distributing a questionnaire. Please help us by giving out the enclosed questionnaires. Thank you very much.

Sincerely,

Rochelle Plotnick

Rochelle Plotnick
Administrative Assistant
House Judiciary Committee

Fairbanks	90
Juneau	263
Anchorage	178
Ketchikan	<u>37</u>
	363
(Bush) Boxholders	<u>235</u>
Total	598

Unalakleet	10
Nome	15
Bethel	15
Sitka	25
Petersburg	15
Kenai	15
Dillingham	15
Kotzebue	15
Galena	10
Haines	10
Kodiak	25
St Yukon	10
Walden	25
Barrow	15
Homer	15

~~25~~

~~15~~

~~10~~

~~15~~

~~15~~

~~15~~

~~10~~

15

~~15~~

~~25~~

~~10~~

~~10~~

~~15~~

~~15~~

~~25~~

75

40

120

235

Lacher -

This may be informative for your survey.

Grant

DESCRIPTION OF SAMPLE

The total sample consists of 400 Alaskan residents over the age of 18. The sample was taken essentially proportional to population within the four main areas, with the largest number (165) taken from Anchorage, followed by (109) in Fairbanks, (70) in Southeastern, and 56 from the Northern to Southwestern village regions.

(Note: An exact proportional relationship was not followed in order to prevent spurious percentages due to the smaller populations in the villages. For example, Barrow, Bethel, Kotzebue and Nome account for approximately 2.5% of the total state population. Using the total sample as the base figure, the total of the village regions would be allocated only 10 interviews (2.5% of 400), which would be meaningless--all percentages would be in multiples of 10%. In order to assure the most meaningful findings and provide for regional breakouts, a larger than exact proportional sample was drawn from the village regions, with a corresponding under-representation from Anchorage, which with its' total of 165 respondents is still assured sufficient numbers for analysis. The net effect upon the total is a slight over-representation of rural views (approximately 1% toward the village point of view when urban/rural differences are the greatest), while the usefulness of the total state-wide study effort is greatly enhanced).

PUBLIC SURVEY

A survey was recently conducted in Alaska of the public's attitudes about and experiences with the criminal justice system. Interviews were conducted with a representative sample of the Alaskan population between the ages of 16 and 65. The following paragraphs summarize some of the majority opinions, as described by Rowan Group, Inc.

URBAN ALASKA

Crime is a major problem in all areas of the nation and state but its nature may be confused by the information which exists in the public mind about the subject. Almost all Alaskans (89%) believe that the chances of their becoming a victim of crime are increasing.

14% of those surveyed reported that the family was a victim of a serious crime within the last year. Almost all were victims of property crimes which occurred when they were not present.

Given these facts, it is interesting to note that 60% of the population worries about becoming a victim of crime. They fear person crimes such as robbery, rape, and assault and only secondarily fear property crimes.

The subject of what crime is feared and what crime is actually likely to occur is raised here as an essential part of the crime "contest" in Alaska. It is distinctly possible that the fear of personal victimization in imagined crimes is not based upon actual experience but on the information provided to people.

We learn in this study that TV is virtually a universal presence in Alaska (89%). It fills the Alaska home environment for approximately five hours - on the average - every day. We know from previous data provided by the National Commission on Violence in its report, "Mass Media and Violence" (1969, Library of Congress) that over 75% of prime-time TV is filled with crimes of personal violence. Now in this study we find 69% of the Alaska public saying that "there is too much violence in TV programs"; and here we also find 59% who believe that TV news presents "a distorted picture of crime, the police, courts and corrections". The distortions are general exaggeration and sensationalism, bias and incomplete or overdone presentation.

These findings establish possible correlations between the perceived Alaskan experience and the incidence of property crime; and the received, mediated information and the

incidence of personal victimization. This is not to say that there is no personal crime in Alaska - data clearly states there is - but it does say that Alaskans do not worry about becoming victims of crimes which they are most likely to be the victim of.

There is, therefore, an information "cloud" over the criminal justice system which colors public perception on the matter of crime. This is further corroborated by the fact that most of those believing their chance of becoming a victim of crime has increased feel that this is because of increased population in Alaska. This feeling, however, is found more often in small towns, where population has remained stable, than in Anchorage. Further, the second largest group believes that criminal victimization is more likely because they "hear about it" - almost a direct correlation to media.

Alaskans can identify a host of causes for crime but the "philosophy" of the public is:

1. Crime is created by environmentally determined events: unemployment, poverty, rapid change, etc.
2. Crime is induced by alcohol or drugs, which stimulate anti-social behavior.
3. Some people are inherently, perhaps genetically, criminals.
4. The police have failed, and this has caused crime.

Alaskans feel that most crimes are still related to drugs and alcohol (74%). Obviously, only some of this public believes drugs/alcohol cause the crime, but they all feel that drugs/alcohol have something to do with the criminal activity. Crimes related to drugs, the public claims, are robbery, burglary, theft (to pay for drugs?). Crimes related to alcohol are assault, battery, murder, rape -- generally violent and passionate.

According to the majority of the public (58%), there is organized crime in Alaska. Their description of it, however, does not appear to be evidentiary or first hand. They take as evidence gambling, prostitution, drug abuse, the Teamsters, and the Mafia; or they say: "I just feel it's here;" or "I heard about it." . . . vague evidence for organized crime, but another finding which may relate to TV in Alaska.

The public feels that the major crime problems in the state are robbery, burglary, and theft. They believe that on the average, only between 20% and 40% of all criminal activity in the state actually becomes known to the police, and almost no one believes that this is adequate protection for the society.

The criminal justice system, however, is not the public's only means of protection. At least 45% of the Alaskan homes have one or more handguns and almost 90% have a long-gun. Other precautions taken include locking homes (81%), locking car when not in it (65%), owning a dog for protection (9%), owning a gun for this purpose (10%), avoiding problem areas (5%), leaving lights on in the home (4%), numbering valuables for identification (4%), alerting neighbors when absent (4%) and by general careful conduct. As a rule, more care and caution is taken in the larger communities.

The Police

The police are evaluated as fair in Alaska. In a rating system where favorable ratings ("excellent" + "pretty good") less unfavorable rating ("only fair" + "poor") yield a net rating. The statewide net rating of police is +22%. This is not the whole story, however, since the ratings are:

+22%	Alaska
+43	Anchorage
+10	Fairbanks
-07	Southeastern
-22	rural towns

In other words, the larger the community, the better the police.

Public perception of the essential problem with police seems to be a matter of role definition. The majority of the public describes the job of the policeman as preventive and protective; only a minority speak of detection and capture of criminals, or response to emergencies.

This surely relates to the fact that the public believes the police should take as their first objective "finding means of preventing crime from occurring" (46%) as opposed to "finding and arresting those who have broken the law" (41%). The public has some vague notions about how crime-prevention activities could be inaugurated. Most of them seem to involve the public in its normal precautionary process. Additionally, there does appear to be a perception that the police are wasting their time with traffic ticket prostitutes, and idle patrolling . . . time which could be used in the precautionary activity proposed by the public. The public is clearly interested in police initiative in crime prevention. If, for example, the police were to prepare neighborhoods with precautionary watchfulness, it is likely that just about everyone in the public would participate.

As for specific legal power, the public is inclined to permit the police to detain intoxicated people until sober without a charge (69%). 55% of the public favor the use of a police summons for shoplifting, assault, and so on.

Almost two-thirds of the public would encourage a family member to enter police work. 22% would discourage a family member because of the danger or assumed low pay. This indicates that the police do not suffer from an "image" problem. The net rating for the training of police, statewide, is +31%; the highest being in Anchorage (+52%) and the lowest in rural towns (-24%) -- the same pattern as previously revealed.

Police strikes? The general public is against the idea (56% to 38%) but the idea carries in rural towns and among the lesser-educated groups. The public can conjure up more bad (39%) than good (26%) effects from the unionization of police.

Police corruption? "No" is the majority report, but 24% of the rural town residents, 30% of the young people, and 26% of the recent Alaska migrants say it exists.

The Courts

The public is very much down on the courts. Following the same net rating procedure as previously indicated for police, we find that the courts are rated:

- 56% Statewide
- 56% Anchorage
- 35% Fairbanks
- 35% Southeastern
- 05% rural towns

In no case around the state are more than one-third of the population rating the work of the courts favorably. The Supreme Court does little better, with -25% statewide. The district attorneys are rated at -18% statewide, with -43% for rural residents and -30% with former jury members.

Inexperience with the courts cannot be cited fully as a defense against this public evaluation, since 12% of this public have been plaintiffs, 22% have been witnesses, 19% have been jurors, and 14% have been called but passed over. It would appear that close to half the general public has had some direct contact and experience with the Alaska courts.

The real rub with the courts, as the public sees it, has to do with "light sentencing" -- leniency. In fact, of all the problems volunteered by the public with the whole criminal justice system, 72% of the criticisms were directed toward the courts, and 36% of the criticism went directly to the issue of leniency in sentencing. As the public sees it, the major justice problem in Alaska is in the courts.

The public in an election for judges would like to know:

1. A judge's "conviction rate" -- it is as if the judge is a DA, not a judge.
2. How a judge sentences -- if he's lenient, he's predictably out.
3. His character, personal beliefs, views, etc.

Obviously, the public is dispirited on the issue of the courts. It has identified the sentencing procedure as the trouble, and is trying to find a way to make the courts respond to it. Even so, 73% of the public sticks to the idea that a judge should be "more responsive to his interpretation of the law" than to "public sentiment" (21%).

How about mandatory sentences, then? Exactly even, 47% yes and 47% no; young people, firmly 55% no, while those over 60 say yes, 70% of the time. In Anchorage, the issue carries (55% to 40%), but it loses everywhere else -- the size of the Anchorage community creates a unique fear, already documented, which permits measures such as mandatory sentencing.

As for detaining "certain charged people" with no right to bail, the public agrees.

On the issue of plea bargaining, the public is solidly against it (65% to 23%). How much is actually understood about the practice, and its utility, is unknown, but this may relate to the poor ratings of the state's DA's.

On another issue, the public is very much in favor of assigning divorce, small claims etc. to a legal negotiating board thereby relieving the courts (85% to 11%).

A series of tables on sentencing criteria indicates that multiple offender/first offender criteria should be uppermost in the mind of the judge; with the defendant's personal life (mother, young person, Native) playing a secondary role.

Corrections

Public rating of corrections in Alaska is poor (-59% net rating!) with probation and parole almost as bad (-50% net).

This may be the result of the public notion that "corrections" work really is protection not correction. The purpose of jail is neither punishment nor rehabilitation of the inmate according to a large majority of the Alaska public. The purpose of jail is to remove dangerous people from society.

Only about 1/4 of the public believes that the purpose of jail is to punish or "correct". And almost everyone in the state with an opinion on the subject feels that less than half the inmates come out rehabilitated. Also, half the population would be willing to "forget some of the people" who are impossible (presumably) to rehabilitate. The effort to rehabilitate is totally secondary to the idea of removing the inmate from society.

As for internal corrections policy, the public favors the development of work inside the facility so inmates can contribute to their cost, approves of corrections staff deciding when an inmate should be permitted to leave the institution for educational purposes, feels that "disturbed" persons should be sent to a hospital out of prison; favors the shared use of facilities by men and women and feels that the jails should not be emptied of all but dangerous, multiple offenders. The public wants stiffer sentences so all offenders are removed, if possible, from their ranks.

Forty-seven percent of the public says that they would volunteer for some kind of community work relative to a corrections institution. (The Corrections people should find an outlet for this good will from the public; especially in the face of the poor ratings corrections gets from that public!)

Young People

Alaska is a young state -- the youngest according to the 1960 Census. In this survey, the average respondent was just over 30, and 19% were between 16 and 24.

The sample felt that the three major problems causing juvenile offenses in Alaska were:

68% home life, instability, lack of parental guidance
26% use of drugs or alcohol
19% boredom or TV

It is worth noting that only the use of drugs or alcohol partially subjects itself to treatment by the criminal justice system. The larger problems of parental guidance and media stimulation are out of the system's control.

The public believes that parents have the responsibility of controlling the behavior of a teenage child, and of rehabilitating or correcting such a child even upon conviction. By a 50% to 40% ratio, the public feels that distant corrections institutions might do some good for a teenager.

A majority sees child abuse as a major problem in Alaska (61% of the women claim so). But other than a counseling/education program, the public has few solid ideas of how to deal with it.

Although only 51% of the households surveyed had children under 16 living in them, 6% had a young person in some kind of trouble with police/courts/corrections within the last year. The incidence of such trouble in the universe of households available is one out of nine, every year.

Justice for juveniles in Alaska is "less effective than for adults". The reason for its less effectiveness? Leniency, again. The Alaska public wants the court to be the parent which it finds that it is not, even though the parents claim total responsibility.

RURAL ALASKA

There is considerable fear about becoming a victim of crime in rural Alaska, involving 62% of the people, and 82% of the young people. It is highest (72%) among those earning more than \$25,000 a year. The type of crime feared is generally personal in nature (robbery, burglary, mugging, assault, rape).

People are protecting themselves by being armed. Previous surveys have indicated that 90% of the homes of Alaska have at least one long-gun in them. This survey shows that in rural Alaska 42% of the homes have handguns as well, including 14% of the population that has two or more handguns in the home. It should not be assumed that the presence of a handgun is irrelevant to the justice system in rural Alaska. 10% of the rural population claims that they have had to use their guns to maintain control of a situation.

Almost everyone (85%) believes that the chances of becoming the victim of a crime are increasing in Alaska, and the reason they offer in most cases has to do with the population increases in the state. Other public opinion surveys have discovered a distrust and suspicion of "outsiders". They tend to get blamed for rapid change in small, parochial places.

Within the last year, 8% of the sample claims to have been the victim of a serious crime.

The rural public perceives the basic causes of crime to fall into three categories:

1. Alteration of the mind or character by alcohol or drugs. (more than 5%)

2. Socioeconomic conditions. . (about 30%)
3. Institutional incapacities. (About 5%)

The public is convinced that crime is more a function of an individual's personality or character than socio-economic conditions.

It was found that 68% of the rural public believes that rural crime derives from situations in which alcohol or drug abuse is present. They see robbery as a drug-abuse related crime and assault as an alcohol-related crime.

Two thirds of the rural population believes that less than 40% of the criminals ever become known to the police and almost none of them believe that this is adequate to keep control of the situation. This may be the motivation lying behind the rural inclination to "take things into their own hands".

The roles played by Alaska Natives and Caucasians in the criminal justice system is central to the success of that system, it would appear. Only 16% of the Natives believe that Natives have enough control over the way justice is applied in rural Alaska; while 57% of the Caucasians feel that Natives have enough control. This is a meaningful issue, where most of the "players" in the justice field are likely Caucasian, and where the cultures are significantly different to warrant thorough, studied exchange. Large portions of the sample call for the education of the Native in the justice system and its ways, or in Native involvement in the process itself, or both. 45% of the rural population admit no understanding or only slight understanding of how the police, courts, and corrections actually work in rural Alaska.

In two related questions, we evaluated the police and courts with the rural population and found:

Comment about. . .	Police	Courts
Favorable	34%	24%
Unfavorable	61%	51%
Net	-30%	-27%

These highly negative ratings indicate that the criminal justice system in rural Alaska is out of touch with the people it is supposed to serve, especially the Alaska Natives, who rate the courts with a -14% negative net, and the police with a -44% negative net.

The Police

The negative police rating may be a result of the fact that they are not doing the job which the population expects them to be doing. By a majority of 65% to 23%, for example, the population feels that the first objective of the police is to "find means of preventing crime from occurring" rather than "finding and arresting those who have broken the law". This immediately raises the question of "how the police would go about preventing crime". The suggestions the rural population came up with on the subject were to involve the public, to patrol more, to watch known offenders, and to provide recreational diversion for the young.

There is a lot of evidence in this survey that the population sees the job of the policeman differently than the police do. For example, the four major jobs a policeman is supposed to do in a rural community are:

- 31% Prevent Crime
- 35% Patrol the Community
- 20% Protect the Public
- 17% Keep the Peace
- 11% Respond to Calls, Emergencies, etc.

It should be remembered that these phrases are an accumulative product of the rural population, and not choices provided by the researcher: therefore, they are the actual words of the public.

Similarly, the jobs which the police are not doing, but which they should be doing, in rural Alaska, are:

- 15% Relating More to the Community
- 13% Patrolling More

. . . and many lesser jobs, which did not pattern. But it is obvious that the job definition of the policeman relates directly to his role as peace officer, and calls upon him to create positive initiatives to prevent crime, and not just reactive detection and arrest work after the fact.

As for emergencies, 47% said the State Troopers were dependable, and 46% said the local police were dependable in responding rapidly.

The public does not feel that rural policemen are properly trained. This relates directly to the racial/cultural issue, previously described, since we find that Caucasians give the police a -10% net on their training, while Natives give the police a -31% net on their training. Also, in 29% of the cases, there is the claim of police unfairness. This comes more from Caucasians than Alaska Natives.

All the same, the public would encourage, not discourage, a person from entering the police profession. Those who would discourage (26%) someone from becoming a policeman, do so because of its danger, or because it may create alienation in a small community where you know most of the people you have to arrest, etc. The problem with the police, therefore, is not an "image" problem but a matter of substance: job definition, and community involvement in their task.

Th. Courts

The rural public gives the courts a net negative rating of -27%. 14% have been a plaintiff, 24% have been a witness, and 47% have either been served or been called for jury duty. It is worth noting here that the demographic makeup of jurors in rural Alaska is representative of the population at large, an unusual case, and evidence that defendants are judged by their peers.

The courts suffer from the same community relationship problem identified with the police. There is general recognition that the courts have a practice of sending offenders back to the community without any explanation and this has angered and confused most of the rural people who are aware of it.

In fact, the rural public would like to see the whole criminal justice system re-established, and set up along the lines of village control, cultural integration, and preventive criminal practice. This concept carries among Caucasians and naturally among Alaska Natives.

What this really means is made clearer by other facts which surfaced in this survey. For one, they see no difference between Native and Caucasian magistrates, except Natives think of Native magistrates as tougher, more severe. Secondly, 49% of the rural public feels that it is important for judges to speak the language of the Alaska Native people in village areas. Third, 46% of the rural population confess that they have not been fully understood by the courts. One cannot write off this feeling as a result of inexperience because most of the rural population uses the courts. Rather it is a statement of cultural discontinuity and irrelevance which is being made; the people are saying that the courts are not fashioned for them, or by them.

This survey covered many other aspects of the public relationship to the courts. One of these was sentencing criteria. The rural public found multiple-same-offense as the most significant sentencing criterion; and a majority felt that an offender's youth or first offense, was a very important consideration. 44% thought it was very important that the offender was a mother with young children at home in the village. In the case of a defendant who is unemployed

with no means of support, 36% felt it was very important and 25% somewhat important for the judge to consider in sentencing. Beyond these considerations, the rural public felt that the defendant's mental stability, the severity of the crime, and the reason why the crime was committed were circumstances a judge should think about.

As to whether the victim of a crime should have anything to say about sentencing, the public says no.

A miniscule plurality of 4% can be found for the idea of assigning drunk-in-public and small claims problems to the village council, rather than the courts; this idea has special support apparently among the upper-educated residents.

On the other hand, a majority of 77% feels that local magistrates in each village should handle minor criminal matters, while 16% argue for itinerant district judges on the plane circuit. Rural people have a lot of faith in their ability to handle affairs for themselves.

On matters of law, rural people are split (46% for, 44% against) over the notion that certain charged people should be kept in jail until trial, with no right to get out, even though they are presumed innocent. There is wide agreement (79% for, 18% against) that the police should have the authority to detain intoxicated persons until they are sober, even though they have not violated any other law.

As for the qualifications of a judge, rural Alaskans look first for family background (cultural integration again); second, sentencing record; third, experience; fourth, personal characteristics such as fairness, prejudice, age, etc. One person summed up a general notion by saying the judge had better know "the psychology of this area". Rural Alaska does have a distinct psychology, as this survey and many others before it, prove.

Corrections

For rural Alaskans, the purpose of corrections is equally punishment and rehabilitation, and third to protect society by removing dangerous elements from it. Alaska Natives feel in one-third of the cases that the purpose of corrections is punishment, while Caucasians mention this purpose in only one-fifth of the cases. Caucasians believe that the first purpose is protection, getting dangerous people off the streets, etc., while Natives believe it is punishment.

While a plurality (46%) of the public feels that the corrections department should try to rehabilitate everyone, only one out of every five rural Alaskans believes that a majority of inmates are in any way rehabilitated by jail process. Men are over 2-to-1 for rehabilitation always, while women are 51% to 36% for "forgetting some" rather than rehabilitation. Jury members would forget some; those with no jury experience would rehabilitate. There is simply no clear direction on the issue and it is complicated by the fact that so few rural residents believe rehabilitation has ever worked.

If an inmate is mentally or emotionally disturbed, the rural public feels that he should be treated differently than the other prisoners. A majority also feels that those convicted of serious crimes should be sent away to a larger city jail for their terms, although among those who have an opinion about city jails, the feeling is that they do little but expose the inmate to more criminal activity.

Finally, the rural public saw no major problem in women and men using some identical facilities in the corrections process.

Young People

Of the households in the sample, 58% included children under 16 presently in residence, the average being 2 or 3 children per family. Of these, one family out of six or 10% of the entire sample, have had a young person in some kind of trouble with the police, courts, or corrections within the last year.

Significantly, 12% of the Native families versus 4% of the Caucasian families report such trouble. Also, almost no family earning more than \$13,000 a year report trouble with their children while one out of five families earning less had trouble of this kind last year. The trouble is found in no cases where the family depends upon subsistence for its income. Certainly this demography should be studied for meaning by experienced criminal justice agencies in rural Alaska.

Rural Alaskans believe that boredom and lack of recreation, alcohol and family problems are major causes of juvenile offenses. Since alcoholic consumption is illegal for those under 19, it would appear that family problems may be more important than the rural public would like to admit. The drug abuse situation seems to be very significant in rural Alaska.

Related to this, 39% felt that child abuse was a problem in the community. Caucasians tended to think child abuse is a problem, while Natives in each community are split evenly on the question. Older respondents tended to say there was child abuse, while younger respondents were divided on the matter.

Those believing there is a child abuse problem suggest a counseling and education program, a limitation of alcohol in the community, or foster home programs -- the removal of children from homes of abuse.

Rural Alaskans believe that the family has the primary responsibility for controlling the behavior of a child between 13 and 16, and for helping and correcting the children who are convicted of an offense. The corrections department is not responsible, according to rural Alaskans, for the correction of a convicted teenager.

This last finding undoubtedly makes the decision of where a 13/16 year old should be placed for corrections more complex. About a third of the sample feels that sending a child to another city for corrections is all right; another third feels it would necessarily work against the helping process. The rest are undecided on the matter, but the role of parental relationship has already been solidly identified, so sending a child away appears to violate the sense of what rural Alaskans are saying.

What we do know is that by a ratio of 39% to 4% the rural public feels that the justice system set up for juveniles is less effective than that set up for adults, and it has been suggested that the adult system is perceived as chaotic. The rural public is calling for help: counseling programs, recreational opportunity, and facilities for the young. Some are also asking that young people be held more responsible, more accountable, for their actions.

In a related area, we found that only 4% of the rural public is now without TV. The average set in rural Alaska is on for 5 hours every day. In Native homes, it is on even more than 5 hours. Also, 47% of the rural public believes that there is too much violence in television programs.

Rowan Survey
June 1976

Question	Responses	Percentage Distribution	
		Urban	Rural
1. Do you worry about becoming a victim of crime?	Yes	41.2	30.6
	No	41.2	38.9
	Somewhat	17.6	30.6
2. What crime is it that you are a victim of, in your imagination?	Robbery	19.2	11.1
	Burglary	22.0	12.5
	Rape	4.9	9.7
	Assault/battery	4.1	15.3
	Other	4.9	11.1
	No Opinion	3.3	1.4
	Not Applicable	41.6	38.9
3. Do you believe that the rate of crime is increasing in Alaska?	Yes	89.4	84.7
	No	5.7	5.6
	Don't Know	4.9	9.7
4. Why?	Not Applicable	11.0	15.3
	Increased Population	49.4	51.4
	Alcohol/Drugs	0.0	5.6
	Pipeline	6.5	5.6
	Read/heard Statistics	18.4	0.0
	Lenient Courts	4.5	0.0
	Economic Causes	4.9	0.0
	Other	4.1	22.2
	No Opinion	1.2	0.0
5. What are the basic causes of crime?	Economic Pressures	55.1	32.0
6. (Note: %'s should add to 200% as respondents were asked to name two factors)	Alcohol/Drugs	38.8	95.9
	Environment/Family weakness	52.7	19.6
	Miscellaneous other	25.2	35.4
	Don't Know	28.2	17.1
7. Is there organized crime in Alaska?	Yes	58.0	
	No	12.2	
	Don't Know	29.8	

Question	Responses	Percentage Distribution	
		Urban	Rural
8. Describe it. (organized crime)	Not applicable	43.7	
	Gambling	7.3	
	Prostitution	7.8	
	Drugs	5.3	
	Teamsters	5.7	
	Mafia type	9.8	
	Feel there is (heard or know of it)	10.2	
	Other	6.9	
	No opinion	3.3	
9. Considering all crime and illegal, harmful activity in Alaska what percentage of people responsible for this activity become known to police?	Less than 20%	27.8	8.3
	20% - 40%	30.2	40.3
	40% - 80%	24.4	19.4
	Over 80%	4.5	4.2
	Don't Know	13.1	27.8
10. Is that enough to keep control of the situation, is it too little, or too much control?	Enough	13.1	11.1
	Too little	69.0	58.3
	Too much	0.4	0.0
	Don't know	17.5	30.6
* How would you rate the job now being done by:			
11. Police	Good	58.8	30.6
	Poor	37.1	61.1
	Don't know	4.1	8.3
12. Courts	Good	17.5	23.7
	Poor	73.1	51.4
	Don't Know	9.4	25.0
13. Supreme Court	Good	21.2	
	Poor	47.0	
	Don't Know	31.8	
14. Corrections (state jails)	Good	9.8	
	Poor	69.0	
	Don't Know	21.2	

* "Good" includes responses of "excellent" and "pretty good"; "poor" includes "just fair" & "poor".

Question	Responses	Percentage Distribution	
		Urban	Rural
15. Probation and Parole	Good	11.4	
	Poor	61.3	
	Don't Know	27.3	
16. District Attorneys	Good	23.2	
	Poor	40.8	
	Don't Know	35.9	
17. What are the major problems with this justice system? 18.	Leniency in sentencing	20.0	
	Laws not strict enough	3.0	
	Courts overloaded	9.0	
	Selective justice (inconsistent)	3.0	
	Corruption influenced	3.0	
	Coddling of Criminals	3.0	
	Turned loose too soon	3.0	
	Need better enforcement	3.0	
	Low qualified personnel	2.0	
	Need better facilities	1.0	
	Red tape/bureaucracy	2.0	
	System should work better (not organized)	2.0	
	Other	3.0	
	No opinion	43.0	
	19. What are 2-3 major crime problems in Alaska today? 20.	Alcohol, Drugs, Prostitution	22.0
Crimes against property		26.0	31.0
Crimes against persons		31.0	9.0
Organized crime		1.0	
Juvenile crime		1.0	0.0
Other		8.0	6.0
No opinion		1.0	15.0
21. Should the police take as their 1st objective the finding and arresting of those who have broken the law, or finding means for preventing crime from occurring?	Arrest	42.4	23.6
	Prevent	46.1	65.3
	Don't know	3.7	1.4
	Both	7.8	9.7

Question	Response	Percentage Distribution	
		Urban	Rural
22. How could criminal activity be prevented or found 23. out before the crime occurred?	Public education/ involvement	11.0	11.8
	Stricter law enforcement	10.0	26.5
24. Are most crimes committed in Alaska related to drug abuse or alcohol abuse?	Stiffer penalties	5.0	7.4
	Strengthen family	1.0	0.0
	More recreation facilities	1.0	10.3
	Other	5.0	7.4
	No	67.0	36.8
	Yes	74.3	95.9
	No	18.0	0.0
	Don't know	7.8	4.2
25. Drug related:	Not applicable	26.9	63.9
	Robbery-violent crime	26.1	6.9
	Burglary	13.1	.0
	Theft/stealing	19.2	8.3
	Other	8.9	18.1
	No opinion	5.7	2.8
	Alcohol related:	Not applicable	24.5
	Crimes against persons	38.4	48.5
	Crimes against property	28.2	14.0
	Other	6.1	23.6
	No opinion	2.9	11.1
26. Should police have authority to detain intoxicated people until they are sober even though they have not violated any other law?	Yes	69.4	79.2
	No	26.1	18.1
	Don't know	4.5	2.8
27. Should police be given the discretion of issuing a summons as with traffic violations, for certain offenses such as shop-lifting or assault and battery?(or should he automatically put offender in jail?)	Yes	55.5	
	No	40.4	
	Don't know	4.1	
28. Do you believe certain people should be detained and jailed until trial with no rights to bail, even though they are presumed innocent until proven guilty?	Yes	58.8	45.8
	No	34.3	44.4
	Don't know	6.9	9.7

Question	Response	Percentage Distribution	
		Urban	Rural
29. Would mandatory sentences for crimes, regardless of the circumstances or background of the defendant, be a good idea?	Yes	46.9	
	No	46.9	
	Don't know	6.1	
Which of the following circumstances should play a role in whether a defendant is sentenced to jail, or how long in jail?			
30. Defendant is a first offender	Important	92.7	
	Unimportant	4.9	
	Don't know	2.4	
31. Defendant is 17 years old	Important	76.0	
	Unimportant	22.4	
	Don't know	1.6	
32. Defendant has committed same crime three times	Important	95.5	
	Unimportant	3.7	
	Don't know	0.8	
33. Defendant is a mother with three young children at home	Important	71.0	
	Unimportant	21.9	
	Don't know	4.1	
34. Defendant is an Alaska Native	Important	19.6	
	Unimportant	77.6	
	Don't know	2.9	
35. Are you for or against plea bargaining where a district attorney often brings a lower charge than he could so he can get a guilty plea?	For	22.9	
	Against	64.5	
	Don't know	12.7	
36. Would you be in favor or opposed to assigning divorce, small claims and juvenile or family problems to a legal negotiating board and take away from the Courts?	Favor	84.5	
	Opposed	10.6	
	Don't know	4.9	

Question	Response	Percentage Distribution		
		Urban	Rural	
37. Should a judge be more responsive to public sentiment or more responsive to his interpretation of the law as he hears a case?	Public sentiment	21.2		
	Interpretation of law	72.7		
	Don't know	6.1		
38. If you were to vote today on whether judges in this district were to be retained or retired from the court, what would you like to know about them before voting?	Court record/sentencing (post case)	34.0	10.0	
	Background	7.0	13.0	
	Qualifications/capabilities experience	5.0	7.0	
	Views/reputation/prejudices, character, integrity	16.0	14.0	
	Age/length service on bench	4.0	3.0	
	Fairness	2.0	6.0	
	Other	4.0	6.0	
	No opinion	28.0	41.0	
	40. As you think about it, what's the point of sending a convicted offender to jail? What does it do for the offender or for us?	Keeps them off street	56.3	20.8
		Punishment	11.0	31.9
Time to think		5.3	0.0	
Acts as deterrent		3.7	0.0	
Rehabilitation		7.3	31.9	
Nothing		8.2	0.0	
Other		6.5	12.5	
No opinion		1.6	2.8	
41. Would you favor the establishment of a maximum security institution in Alaska instead of sending the more dangerous offenders out of state to a federal penitentiary?	Yes, if constructed within 30 miles of your home	27.3		
	Yes, if in other community	12.2		
	No	55.1		
	Don't know	5.3		
42. Would you favor/oppose using tax dollars to establish small businesses in prisons if incarcerated offenders would work, be paid wages, and utilize a portion of wages to defray expenses for their rooms and board and rehabilitative programs?	Yes	79.2		
	No	17.1		
	Don't know	3.7		

Question	Response	Percentage Distribution	
		Urban	Rural
43. What percentage of offenders sent to jail in Alaska come out rehabilitated, in your opinion?	Under 50%	68.6	56.9
	50%-75%	5.3	15.3
	75%-90%	0.0	2.8
	over 90%	0.4	0.0
	don't know	25.7	25.0
44. Should the Corrections Department try to rehabilitate everyone or are there some people that cannot be rehabilitated?	Everyone	46.1	45.8
	Forget some	49.8	41.7
	Don't know	4.1	12.5
45. Should corrections staff determine when a convict should be permitted to work outside the jail, or go to school during the day? Or should someone else make the decision?	Corrections	57.6	
	Someone else	31.4	
	Don't do it	4.9	
	Don't know	6.1	
46. If an offender is mentally/emotionally disturbed, should he be treated in the prison or sent to a mental hospital?	Treated in prison	13.9	9.7
	Mental hospital	79.6	87.5
	Don't know	6.5	2.8
47. Should women housed in the same corrections facility in separate areas be allowed to share classrooms, gym and related activities with men prisoners?	Yes	72.7	56.9
	No	20.0	29.2
	Don't know	7.3	13.9
48. Should an effort be made to empty the Alaska jails of all but those who are dangerous, multiple offenders; or do you believe that the others should be in jail too?	Jail dangerous	25.7	
	Others too	66.1	
	Don't know	8.2	
49. Would you be interested in volunteering to do community work in a Corrections Institution?	Yes	47.3	
	No	49.4	
	Don't know	3.3	
50. If someone in your family were thinking of becoming a policeman, and you were asked to give your advice about the idea, would you encourage or discourage him?	Encourage	63.3	54.2
	Discourage	22.4	26.4
	Don't know	14.3	19.4

Question	Response	Percentage Distribution	
		Urban	Rural
51. If discourage, why?	Not applicable	76.7	70.8
	Dangerous/risky	9.0	8.3
	Pay & working conditions	6.5	0.0
	Other	4.0	5.6
	Not opinion	3.7	0.0
	Closely related in small community	0.0	9.7
	Police ostrasized	0.0	5.6
52. List two or three of the most important jobs a policeman is supposed to be doing in this community.	Protect public	16.0	10.0
	Protect property	4.0	2.0
	Preven. crime	13.0	15.0
	Arrest offenders	8.0	3.0
	Enforce laws	4.0	3.0
	Patrol streets	9.0	13.0
	Keep law & order	7.0	9.0
	Traffic control	7.0	6.0
	Crime investigations	3.0	3.0
	Work with juveniles	2.0	4.0
	Good example	1.0	4.0
	Public relations	4.0	0.0
	Control alcohol offenses	0.0	4.0
	Quick response to call	5.0	6.0
	Other	1.0	3.0
No opinion	16.0	15.0	
54. Are they doing these jobs to your satisfaction?	Yes	53.9	38.0
	No	37.6	50.7
	Don't know	8.6	11.3
55. How would you rate the training of the average policeman you know?	Positive	53.5	58.4
	Negative	22.9	13.9
	Don't know	23.7	27.8
56. Should policemen have the right to strike?	Yes	38.0	
	No	55.9	
	Don't know	6.1	

Question	Response	Percentage Distribution	
		Urban	Rural
57. Do you have any thoughts about the good or bad effects which result from the unionization of police?	Better wages/benefits	11.4	
	Gives clout/voice	5.3	
	Better working conditions	0.4	
	Gives them solidarity (raises morale)	5.7	
	Bad effect is striking	6.1	
	Too much union influenced	6.9	
	Teamsters are corrupt/ organized crime	5.3	
	Shouldn't allow them to strike	4.1	
	They are public servants- shouldn't strike	5.7	
	Get greedy-will do worse job	3.7	
	Generally favorable	3.7	
	Generally unfavorable	6.5	
	Other	1.6	
	No opinion	33.5	
58. Is corruption among police a problem in this community?	Yes	13.9	
	No	56.3	
	Don't know	29.8	
59. Do police spend time doing things which in your opinion are a waste of their time?	No	40.0	
	Traffic violations	10.6	
	Victimless crimes	7.3	
	Just driving around	5.7	
	Paperwork	2.9	
	Other	10.6	
No opinion	22.9		
60. What are some things you'd like to see the police do? (Things they should be doing but are not?)	Patrol more	14.3	12.5
	Public relations/education	10.2	15.3
	Work with kids/schools/ curfew	6.1	6.9
	Traffic control/violations	11.0	8.3
	Get drunks/prostitutes	2.0	0.0
	Stick to duties/training	3.3	0.0
	Other	8.2 ^r	27.8
	No opinion	44.9	29.2

Question	Response	Percentage Distribution	
		Urban	Rural
61. What would you say are the major problems of young people which cause them to get mixed up with juvenile offenses?	Home life(family, Parents problems, broken homes, etc.)	34.0	17.0
	Schools lack discipline	3.0	.0
	Lack morals, respect	2.0	.0
	Drugs/alcohol	13.0	33.0
	Boredom	11.0	19.0
	Lack responsibility	2.0	0.0
	Peer pressure, bad company	8.0	0.0
	Kids nature	3.0	.0
	T.V. violence	1.0	.0
	Other	4.0	3.0
	No opinion	19.0	28.0
63. Who has the primary responsibility in controlling the behavior of a child between thirteen and sixteen?	Child	6.1	2.8
	Parents	86.9	90.3
	School	.8	0.0
	Police	0.0	0.0
	Courts	0.0	0.0
	Other	6.1	5.6
	Don't know	0.0	1.4
64. If something goes wrong and a child is convicted of an offense, who has the primary responsibility for rehabilitation and corrections?	Child	3.3	4.2
	Parents	44.1	45.8
	School	0.0	0.0
	Police	0.8	0.0
	Courts	10.2	6.9
	Corrections department	20.0	15.3
	Other	20.4	26.4
Don't know	1.2	1.4	
65. If a person between thirteen and sixteen were to be placed in a corrections institution, if that institution were far off in another community, would this necessarily work against the success of the corrections effort, as you see it?	Yes	40.4	37.5
	No	49.8	38.9
	Don't know	9.8	23.6
66. Is child abuse a problem in this community?	Yes	53.5	38.9
	No	21.2	33.3
	Don't know	25.3	27.8

Question	Response	Percentage Distribution	
		Urban	Rural
67. If yes, what can be done to prevent such a thing?	Not applicable	46.1	61.1
	Counsel, educate parents	22.4	11.1
	Community awareness	3.3	0.0
	Neighbors should report	5.7	0.0
	Remove child from home	4.1	8.3
	Punish parents	4.1	0.0
	Control drinking	2.4	6.9
	Other	2.0	6.9
	No opinion	9.8	5.6
68. Should the court act as the "parent" of a charged child before it, or should the child have the same legal rights as an adult and be treated as such?	Court = Parent	55.5	
	Child = Adult	32.2	
	Don't know	12.2	
69. Has any young person in this home, someone 16 or younger, been in some kind of trouble with the police, the courts, or corrections within the last year?	Yes	5.7	9.7
	No	93.5	83.3
	Don't know	0.8	6.9
70. How many children under 16 live full-time in this home?	0	49.0	41.7
	One	18.8	19.4
	Two	18.0	18.1
	Three	7.3	6.9
	Four	3.7	4.2
	Over four	3.3	9.7
	Don't know	45.7	56.9
71. Is the justice system set up for the juveniles any more or less effective than that set up for adults in Alaska?	More effective	10.2	4.2
	Less effective	35.5	38.9
	Don't know	45.7	56.9
	Same	8.6	
72. If more, in what way?	Not applicable	89.8	95.8
	Good treatment program	2.9	2.8
	Good facilities	2.4	0.0
	Other	3.3	0.0
	No opinion	1.6	1.4
73. If less, in what way?	Not applicable	64.5	66.7
	Courts too lenient	14.7	9.7
	Poor treatment program	7.3	12.5
	Other	8.2	5.6
	No opinion	5.3	5.6

Question	Response	Percentage Distribution	
		Urban	Rural
74. How would you rate youth services such as recreation and youth counseling in this community?	Good	26.6	23.6
	Fair	23.3	25.0
	Poor	37.1	31.9
	Unavailable	0.0	15.3
	Don't know	13.1	4.2
75. Do you lock your home as a usual precaution against intrusion?	Yes	81.2	73.6
	No	18.8	26.4
76. Do you lock your car when not in it?	Yes	65.3	
	No	31.0	
	No car	3.7	
77. What other precautions do you take to avoid becoming the victim of a crime?	Owns dog	9.0	6.9
	Owns gun/weapon	9.8	5.6
	Stay off streets/careful at night	16.3	11.2
	Lock car/remove keys	4.9	16.7
	Precautions at home	19.7	0.0
	Other	6.1	13.9
	No/no opinion	34.3	45.8
78. How many handguns are there in this household?	None	49.0	55.6
	One	29.0	27.8
	Two	10.2	5.6
	Three +	5.3	8.3
	Refused	6.5	2.8
79. Have you or anyone else here been the victim of a serious crime? Within the last year?	Yes	14.3	8.3
	No	85.3	90.3
	Don't know	0.4	1.4
80. What type of crime?	Not applicable	84.9	91.7
	Crimes against persons	2.4	4.2
	Crimes against property	6.9	4.1
	Other	5.7	0.0
	No opinion	0.0	0.0
81. Would you be willing to join in a neighborhood effort coordinated by the police in which you and your neighbors regularly looked out for each other while one or the other of you is not around?	Yes	89.0	
	No	7.8	
	Don't know	3.3	

Question	Response	Percentage Distribution	
		Urban	Rural
82. Do you feel that the victim of a crime should have some say in the sentence of the offender after trial and conviction?	Yes	36.3	36.1
	No	62.4	43.1
	Don't know	1.2	20.8
83. Have you ever appeared in court as a plaintiff?	Yes	11.8	13.9
	No	87.3	83.3
	Refused	0.8	2.8
84. Have you ever appeared in court as a witness?	Yes	21.6	23.6
	No	78.0	73.6
	Refused	0.4	2.8
85. Have you ever appeared in court as a member of a jury or called to be interviewed for a jury?	Yes, a member	19.2	31.9
	Yes, called	13.5	15.3
	No	66.5	51.4
	Refused	0.8	1.4
86. About how many hours per day would you say the television is on in this home?	6 hours or more	28.6	36.1
	4-5 hours	23.7	33.3
	2-3 hours	28.2	20.8
	1 hour or less	9.0	5.6
	No T.V.	10.6	4.2
87. Would you say the amount of violence in T.V. programs is too much or is it all right the way it is?	Violence too much	69.0	47.2
	OK	27.8	47.2
	Don't know	3.3	5.6
88. Do you feel television news presents an accurate picture of crime, police, courts, corrections, or do you feel it is distorted?	Accurate	29.0	
	Distorted	58.8	
	Don't know	12.2	
89. If distorted, how?	Not applicable	41.6	
	Sensationalized/dramatic	13.1	
	Not fully reported	13.9	
	Biased/slanted	9.0	
	Emphasis on crime/criminals	5.3	
	Built up/overdone	3.7	
	Other	5.7	
No opinion	7.8		

Question	Response	Percentage Distribution	
		Urban	Rural
90. How many years have you lived in Alaska?	Under 2 years	17.6	5.6
	3 - 10 years	30.6	8.3
	Over 10 years	51.8	86.2
91. What is the last level of education you completed?	Incomplete high school	9.8	23.6
	High school graduate	31.0	30.6
	Incomplete college	40.8	16.7
	College graduate or beyond	18.4	29.2
92. Which category does your family income fall in?	Under \$6,000	4.5	8.3
	\$6,000 - 13,000	16.7	23.6
	\$13,000 - 25,000	36.7	22.2
	Over \$25,000	34.3	25.0
	Refused	7.8	20.8
93. Are you:	Employed	50.6	
	Unemployed	11.8	
	Houseperson	27.8	
	Student	5.7	
	Retired	4.1	
94. How many people live in this household?	One	6.1	5.6
	Two - four	70.6	62.5
	Five or more	23.3	31.9
95. Are you a registered Alaska voter?	Yes	78.0	84.7
	No	22.0	13.9
	Unsure	0.0	1.4
96. Sex:	Male	47.3	37.5
	Female	52.7	62.5
97. Age:	16 - 24	19.2	23.6
	25 - 39	49.0	44.4
	40 - 59	27.8	26.4
	60 +	4.1	5.6
98. Race:	Caucasian	86.9	29.2
	Alaska Native	8.6	63.1
	Black	2.0	1.4
	Oriental or other	2.4	1.4

Question	Response	Percentage Distribution		
		Urban	Rural	
	Anchorage	55.1	26.4	Dillingham
	Fairbanks	20.0	27.8	Bethel
	Southeastern	11.4	25.0	Nome
	Other rural/Kenai, Palmer, Kodiak, Cordova	13.5	20.8	Kotzebue
<u>Additional Questions included only in the RURAL Survey:</u>				
1. Do you feed and support this family more through money (including food stamps) or more through subsistence hunting, fishing or trapping?	Money		65.3	
	Subsistence		19.4	
	Don't know		5.6	
	Both		9.7	
2. Are you:	Employed		77.8	
	Unemployed		4.2	
	Houseperson		6.9	
	Student		6.9	
	Retired		4.2	
80 3. Is unfairness among police a problem in this community?	Yes		29.2	
	No		37.5	
	Don't know		33.3	
4. How well do you feel you understand the justice system, the police, the courts, and corrections,---work?	Very well		18.1	
	OK		37.5	
	Not so well		34.7	
	Don't understand		4.2	
	Don't know		5.6	
5. Do you believe that anyone charged with a crime should be presumed innocent until found guilty in a court of law?	Yes		84.7	
	Not necessarily		9.7	
	No		4.2	
	Don't know		1.4	
6. Do you feel that going to jail is something to be ashamed of?	Yes		68.1	
	No		26.4	
	Don't know		5.6	

Question	Response	Percentage Distribution Rural
7. Do people here feel that they are fully understood by the courts?	Yes No Don't know	9.7 45.8 44.4
8. Do you favor putting jails in most villages of this area?	Favor Oppose Don't know	65.3 26.4 8.3
9. Should those convicted of serious crimes be sent away to large city jails, or should they be maintained and supervised in their home village?	Sent away Kept in home village Don't know	69.0 19.7 11.3
10. Do convicts sent to larger city or state jails return here more or less dangerous than when they went away?	More Less Don't know Same	29.2 15.3 51.4 4.2
11. If more, why?	Not applicable Exposure to more crime Other No opinion	74.3 12.9 12.9 0.0
12. Have you ever had to use a gun, or threaten to use a gun, in order to maintain control of a situation which occurred here?	Yes No	9.7 90.3
13. Are the state troopers dependable in coming fast to such an emergency?	Yes No Don't know	47.2 16.7 36.1
14. How about local Police?	Yes No Don't Know	45.8 25.0 29.2
15. Would you be in favor or opposed to assigning the problems of drunk-in-public, small claims, and juvenile or family problems to the village council, and take these problems away from the courts?	Favor Oppose Don't know	44.4 40.3 15.3
16. From your experience, are Alaskan Native magistrates tougher or easier on Alaskan Native defendants or even family members, brought before their courts? Do they treat everyone the same?	Tougher Easier No difference Don't know	18.1 12.5 43.1 26.4

Question	Response	Percentage Distribution Rural
17. Is it important that judges speak the language of the the Alaska Native people in this area?	Important Unimportant No opinion	48.6 37.5 13.9
18. Should minor criminal matters in the villages be handled by a District judge who goes there periodically, or should they be handled by resident magistrates living in each village?	District judges Magistrate is local Don't know	16.7 75.0 8.3
19. Is there a jail in this community?	Yes No Don't know	100.0 0.0 0.0
20. Should there be one?	Yes No Don't know Not applicable	4.2 0.0 0.0 95.8
21. Is the whole justice system as it is set up, working in this part of Alaska, or do you feel it should be set up differently to work effectively here?	Working Re-set up Don't know	27.8 47.2 25.0
22. If re-set, what should be considered - what is important - in setting up a new justice system for this part of Alaska?	Not applicable More village control (magistrates in villages) Better justice(stiffer penalties) Set to lifestyles Other No opinion	52.8 13.9 12.5 8.3 8.3 4.2
23. Are there any other circumstances you think a judge should think about when sentencing an offender?	No Mental stability Severity of crime Why committed Other No opinion	20.8 12.5 5.6 5.9 19.4 34.7

Question	Response	Percentage Distribution Rural
24. Do you feel that the Alaskan Native people have enough control of the way justice is applied here or not?	Enough Not enough Don't know	29.2 56.9 13.9
25. If not enough, how can they be given more control?	Not applicable Educate to understand Native involvement Natives in enforcement Other No opinion	43.1 18.1 22.2 5.6 5.6 5.6
26. Do courts often send back offenders to this community without any explanation to it about his case?	Yes No Don't know	47.2 4.2 48.6
27. If yes, how do you feel about that?	Community should be aware of outcome Angry/it's wrong Other Not applicable No opinion	16.7 6.9 11.1 55.6 9.7

SUMMARY OF FINDINGS

PUBLIC OPINIONS ABOUT CRIME AND CRIMINAL JUSTICE IN ALASKA - 1976

CRIMINAL JUSTICE PLANNING AGENCY

I. VICTIMIZATION

Victimization rates were highest for rural Alaska (Northwest sample) and lowest for Southeast Alaska.

At least 27% of unreported crime was not reported for reasons which could be affected by improvement of the justice system. 42% of unreported crime was for more serious offenses (excluding petty theft and vandalism).

Most Alaskans take routine precautions to avoid crime.

II. SOURCES OF PUBLIC ATTITUDES ABOUT THE CRIMINAL JUSTICE SYSTEM

Newspapers and television are the most frequently used sources of information about the Criminal Justice System. Books and education are perceived as the most reliable sources of information.

Many people in Alaska have had personal experience with the criminal justice system, but this experience is not considered to be the primary source of information about criminal justice.

Personal contact with criminal justice personnel is high, especially in rural Alaska (Northwest sample). People have dealt most frequently with police, next most frequently with court personnel and least frequently with Corrections. Personal contact with criminal justice personnel appears to be positively related to ratings of the skill of these personnel.

III. ATTITUDES TOWARD THE CRIMINAL JUSTICE SYSTEM

General Issues

Most Alaskans favor a constitutional amendment to eliminate bail for the dangerous offender.

Most Alaskans favor victim restitution over jail or fines.

Alaskans favor increased efforts to investigate organized crime and white collar crime.

Alaskans favor mandatory counseling for juvenile habitual status offenders, and do not believe they should be placed in correctional institutions.

Most Alaskans feel that parents should be held responsible for the delinquent acts of their children.

Police Issues

Alaskans believe every community of five hundred or more population should have a full-time resident police officer.

Fifty-six percent of Alaskans believe that law enforcement should place more emphasis on patrol and arrest rather than innovative prevention activities. In rural (Northwest) and Southeast Alaska, a majority of the public favored emphasizing innovative preventive activities over traditional patrol and arrest activities.

Most Alaskans believe that police should be able to join unions; individual participation should be optional; uniformed service unions are preferred over trade unions.

Courts Issues

The major criticisms of the courts are that the guilty go free and that procedures are inefficient.

Most Alaskans favor the use of legal negotiating boards rather than the courts to handle lesser offenses. Urban Alaskans favor legal boards more than rural Alaskans.

Most Alaskans favor resident magistrates for rural Alaska rather than traveling district court judges.

Judicial retention criteria should be based upon:

- 1) Fairness, sense of justice
- 2) Legal knowledge
- 3) Knowledge of corrections, and
- 4) Personal morality and character.

Corrections Issues

The public perceives corrections' failures as due to:

- 1) Lack of money and resources
- 2) Inmates lack of desire to change
- 3) Lack of skill and effort by corrections staff.

Alaskans strongly support the rehabilitative role of Corrections (88%); a majority (54%) favor selective participation in programs.

Most Alaskans favor the construction of a maximum security institution if the option of using out of State contract facilities is no longer available.

Criminal Justice Issues

Most Alaskans rate the skill of criminal justice personnel as being adequate to very good. Corrections and juvenile justice personnel receive the lowest ratings.

Most Alaskans (2/3) believe the Criminal Justice System does not discriminate against people for race, sex or age. Police are believed to discriminate more often than courts or corrections.

IV. PERCEPTIONS OF CRIME AND CRIMINALS

Most people believe crime is rising faster than the population. Urban people believe crime is rising more than rural people do.

Most Alaskans believe organized crime and white collar crime are serious problems in Alaska.

Alaskans believe that juveniles are responsible for nearly half of all serious crime in Alaska.

Alaskans feel that a high percentage of adults commit serious crimes which are not known to the criminal justice system.

Alaskans feel that the basic causes of crime are:

- 1) Justice system's failure to punish criminals;
- 2) Personal faults in the character of criminals;
- 3) Economic pressures are a significant factor for property crimes.

Alcohol is seen as a basic factor only in rural Alaska.

A slight majority of Alaskans favor further restriction of the operating hours of liquor stores and bars. Further restriction is most favored in rural Alaska.

Alaskans see fear of jail, personal morality and fear of publicity as the major deterrents of crime. Fines are not seen as a strong deterrent.

V. SENTENCING AND VICTIMLESS CRIME

Most Alaskans favor sentences of five years or less for all crimes except rape and murder.

Alaskans favor decriminalization of most victimless crime.

Brief Demographic Summary-CJPA Survey

The demographic composition of the very large (1,017) sample base appears to describe a wide-ranging, inclusive representation of the State as a whole, based on comparisons of the sample data and known data.

The 1970 Federal Census reported approximately 302,173 residents of Alaska, and recent estimates range from 410,000 to 430,000 or more--an apparent increase of approximately 25%-30% in the past six years. The sample data includes 32.1% who reported they have moved to Alaska within the last six years.

Educational attainment also displays a good variety. Nine percent of all respondents (limited to those 18 years old and over) haven't completed high school, 23% have completed high school or the GED equivalent, another 23% have had at least some college level courses, and 14% have completed undergraduate degrees. Twelve percent have completed post-graduate studies and 13% have received vocational training.

A broad family income range is also featured. Combined family income before taxes ranged from 2% who reported over \$60,000 in annual earnings to 5% who reported under \$6,000. Specifically, in addition to the 2% earning over \$60,000 per year, 7% had family incomes between \$45-60,000, 1.8% had incomes between \$30-45,000, and a plurality of 27.6% had family earnings between \$20-30,000. Twenty-two percent received between \$10-20,000, approximately 8% had between \$6-10,000, and 5.5% earned less than \$6,000. The median is solidly in the \$20-30,000 range (27.6%), with the upper and lower extremes (over \$60,000 and under \$6,000) totaling a little less than 8%.

A good balance of male and female respondents was also achieved--42.8% of the respondents were female and 57.2% were male. The 1970 Federal Census reported female and male residents in the proportion of 45.7% and 54.3% respectively.

Seventy-seven-point-five percent of those sampled reported they were registered to vote in Alaska, which closely parallels State figures, and the age group distribution also describes a wide-ranging, representative sample. Approximately 14% of all respondents were between the ages of 18-24, 34% were between 25-34, 33% were older than 35 but younger than 49, 13% were between 50 and 64, and 2% were over 65 years old. Four percent declined to answer the question concerning their age.

Considering the entire effort geographically and demographically, and noting the nearly ideal sample composition, combined with the strong internal consistency of the findings, I believe the study provides a much clearer view and an important insight into how Alaskan's look at one of the most personal and important issues facing the State today.



David L. Dittman

Research Director
Dittman Research Associates
Alaska Bank of Commerce Building
P.O. Box 4-1234, Anchorage, Alaska 99509

March 3, 1977

15

Q. 1978
- a few have changed

Questions 1-4 and 10 are designed to elicit information on victimization rates and reasons underlying unreported crimes, if any. They are typical questions, including repeats from previous years. Answers will be cross-tabbed with bio data, especially sex, race and geographic area.

Questions 5-7 and 11 are designed to provide indicators of what events might be molding opinion and also (6) to provide a measure of familiarity with system.

Questions 8, 9 and 19 are designed to provide subtle measures of tolerance and will be cross-tabbed with each other and with answers on discrimination questions. Also cross-tabbed with race, income, education and answers to Question 27.

Question 12 is a follow-up on John's study. Will be cross-tabbed with geographic area.

Question 13 is a means of evaluating Doug's programming. Hypothesis: if he's been seen answer should be more.

Question 14 is a means of evaluating public perceptions on AV's policy.

Questions 15 and 16 are designed to measure public opinion on drug problems. Usual cross-tabs.

Question 17 is designed to (a) get a better fix on opinion on this issue and (b) through cross-tabs with bio data perhaps a better fix on where it's happening most frequently.

Question 18 hopefully will provide D.C. with some info on levels of tolerance for programs.

Questions 20 and 21 are designed to get views on public demands for police services. Will be cross-tabbed with each other, bio data, and Question 12. Depending on frequency distribution of answers, may also look at cross-tab with victimization answers.

Question 22 is designed to get a handle on sentencing. Usual cross-tabs.

Questions 23-26 deal with discrimination. (I decided to word questions broadly, as opposed to providing examples.)

Question 27 seems topical. Will be cross-tabbed with 23-26 answers. Looking for racial overtones as well as public opinion on use of deadly force. Usual cross-tabs.

1. In the past 12 months, do you feel that crime in your area has been increased, decreased or remained about the same as it was before?

- (A) increased (B) decreased (C) remained about the same (D) not sure

2. Within the past 12 months do you think that crime in Alaska has increased, decreased or remained about the same as it was before?

- (A) increased (B) decreased (C) remained about the same (D) not sure

3. Relative to population, do you feel that there is more crime in your community than there was five years ago, less crime than five years ago, or about the same amount. (Is crime increasing faster than the population, slower or at the same rate.)

- A More - crime is increasing faster than population.
 B Less - crime is increasing slower than population.
 C Same - crime is increasing at same rate as population.
 D Not sure

4. In the section below is a list of crimes - please indicate whether anyone in your household has been a victim of any of these crimes during the past year, and whether the crime was reported. If there has been a victim, and the crime wasn't reported, please use the correct number below for the "WHY NOT?" section.

- | | |
|--|-------------------------------------|
| (1) Insufficient proof | (6) Don't know who to report to |
| (2) Petty crime, not important | (7) Police not available |
| (3) Police can't do anything | (8) Personal problem, nobody else's |
| (4) Police won't do anything | (9) _____ |
| (5) Fear of criminal returning to get even | |

(NOTE: if no crime committed, disregard "reported?" and "why not?" columns)

CRIME	REPORTED?		WHY NOT?
	Yes	No	
Murder	()	(<input checked="" type="checkbox"/>)	() ()
Rape (forcible sexual intercourse)	()	(<input checked="" type="checkbox"/>)	() ()
Robbery (taking property from person by threat or use of force)	()	(<input checked="" type="checkbox"/>)	() ()
Assault (physically hitting a person)	()	(<input checked="" type="checkbox"/>)	() ()
Burglary (taking property from home)	()	(<input checked="" type="checkbox"/>)	() ()
Motor vehicle theft	()	()	() ()
Forgery, fraud	()	()	() ()
Destruction of property	()	(<input checked="" type="checkbox"/>)	() ()
Petty theft (under \$200)	(<input checked="" type="checkbox"/>)	()	() (<input checked="" type="checkbox"/>)
Grand theft (over \$200)	()	(<input checked="" type="checkbox"/>)	() ()

9. In the section below is a list of criminal justice employees. Please use the correct number below for the amount of education you think each type of employee should have.

- (1) grammar school
- (2) high school degree
- (3) two years of college (associate degree)
- (4) four years of college (baccalaureate degree)
- (5) more than four years of college
- (6) don't know

- 3 (a) patrol officer
- 1 (b) detective
- 4 (c) police supervisor (Sgts/Lts)
- 4 (d) police executive (Capts/Chiefs)
- 3 (e) prison guards
- 4 (f) parole officers
- 5 (g) magistrates (define)

10. In the section below there is a list of places where you might find yourself at different times of the day. Please select the correct number below which indicates how safe you feel in each of the listed places on the average.

- (1) very worried
- (2) somewhat worried
- (3) not worried at all
- (4) never thought about it until now

- 3 At home during the day
- 3 At home during the evening
- 1 On the job
- 4 On the street in my neighborhood during the day
- 2 On the street in my neighborhood during the evening
- 3 On the street in the business area during the day
- 3 On the street in the business area during the evening
- 1 Out walking in the woods
- 1 Camping

11. Are you aware of any efforts by the legislature to deal with any of the following subjects? If so, what is your impression?

	Aware	Unaware	Favorable	Unfavorable
revise drug laws	()	(✓)	()	()
revise alcohol laws	()	(✓)	()	()
revise the criminal laws	()	(✓)	()	()
revise sentencing laws	()	(✓)	()	()

12. In the section which follows is a list of services commonly provided by the criminal justice system. On the basis of your own knowledge, do you believe that people who live in rural Alaska (villages) receive more, less, or about the same level of those services as do people who live in Alaska's cities and towns.

	More	Less	About Same	Don't Know
police response to non-crime problems	()	(✓)	()	()
police response to crimes	()	(✓)	()	()
access to a prosecutor	()	(✓)	()	()
access to a public defender (free lawyer)	()	(✓)	()	()
access to a private lawyer	()	(✓)	()	()
access to a magistrate (a lay judge)	()	(✓)	()	()
access to a judge	()	(✓)	()	()
local programs for rehabilitation	()	(✓)	()	()
access to probation/parole officers	()	(✓)	()	()
trial in own home town	()	(✓)	()	()
serve prison sentence near friends	()	(✓)	()	()

13. During the past year have you seen more, less, or about the same number of television programs about the Alaska criminal justice system as you have seen in previous years?

- () more
 () less
 (✓) about the same
 () don't know
 () no answer

14. Do you believe that over the past few years either of the following two kinds of plea negotiations has increased, decreased, remained about the same:

	i	d	r	don't know
(A) Reduce or drop charges against a defendant for a plea of guilty	()	(X)	()	()
(B) Recommend a more lenient sentence in return for a plea of guilty	(X)	()	()	()

15. Do you believe that the use of marijuana in Alaska has increased, decreased, stayed about the same since 1975?

- increased
- decreased
- stayed about the same
- don't know
- no answer

16. In the section below are a list of various drugs, some of which are available through prescription, some of which are simply against the law to possess under any circumstances. Please indicate for each listed drug whether you believe a person should legally be able to do any of the following (for each category of drug check as many boxes as you believe a person should legally be able to do):

- (A) use in the privacy of the home
- (B) use in public
- (C) use in a moving vehicle
- (D) sell or deliver to an adult in the privacy of the home
- (E) sell or deliver to an adult in public
- (F) sell or deliver to a person 15 - 19 in the privacy of the home
- (G) sell or deliver to a person 15 - 19 in public

	A	B	C	D	E	F	G
amphetamines (pep pills)	<input type="checkbox"/>	<input type="checkbox"/>	<input type="checkbox"/>	<input type="checkbox"/>	<input type="checkbox"/>	<input type="checkbox"/>	<input type="checkbox"/>
tension relievers (miltown, valium, librium)	<input checked="" type="checkbox"/>	<input type="checkbox"/>	<input type="checkbox"/>	<input type="checkbox"/>	<input type="checkbox"/>	<input type="checkbox"/>	<input type="checkbox"/>
marijuana	<input checked="" type="checkbox"/>	<input type="checkbox"/>	<input type="checkbox"/>	<input type="checkbox"/>	<input type="checkbox"/>	<input type="checkbox"/>	<input type="checkbox"/>
barbiturates (nembutal, seconal, etc.)	<input type="checkbox"/>	<input type="checkbox"/>	<input type="checkbox"/>	<input type="checkbox"/>	<input type="checkbox"/>	<input type="checkbox"/>	<input type="checkbox"/>
cocaine	<input type="checkbox"/>	<input type="checkbox"/>	<input type="checkbox"/>	<input type="checkbox"/>	<input type="checkbox"/>	<input type="checkbox"/>	<input type="checkbox"/>
pain relievers (aspirin, bufferin, anacin)	<input checked="" type="checkbox"/>	<input checked="" type="checkbox"/>	<input checked="" type="checkbox"/>	<input checked="" type="checkbox"/>	<input checked="" type="checkbox"/>	<input checked="" type="checkbox"/>	<input checked="" type="checkbox"/>
heroin	<input type="checkbox"/>	<input type="checkbox"/>	<input type="checkbox"/>	<input type="checkbox"/>	<input type="checkbox"/>	<input type="checkbox"/>	<input type="checkbox"/>
tobacco	<input checked="" type="checkbox"/>	<input checked="" type="checkbox"/>	<input checked="" type="checkbox"/>	<input checked="" type="checkbox"/>	<input checked="" type="checkbox"/>	<input type="checkbox"/>	<input type="checkbox"/>
L.S.D., mescaline, peyote	<input type="checkbox"/>	<input type="checkbox"/>	<input type="checkbox"/>	<input type="checkbox"/>	<input type="checkbox"/>	<input type="checkbox"/>	<input type="checkbox"/>
alcohol	<input checked="" type="checkbox"/>	<input checked="" type="checkbox"/>	<input type="checkbox"/>	<input checked="" type="checkbox"/>	<input checked="" type="checkbox"/>	<input type="checkbox"/>	<input type="checkbox"/>

17. In the section below is a series of events - please indicate if you have personal knowledge of their having occurred in your community. If you do, indicate whether you reported the occurrence to the authorities. If not reported, please use the correct number below for the WHY NOT section.

- (1) nobody else's business
- (2) don't know who to report it to
- (3) police can't do anything
- (4) fear of reprisal (revenge)

Event	Reported				Why Not
	Yes	No	Yes	No	
husband beating wife	()	(✓)	()	()	()
wife beating husband	()	(✓)	()	()	()
father beating child	()	(✓)	()	()	()
mother beating child	()	(✓)	()	()	()
relative beating child	()	(✓)	()	()	()
child beating father	()	(✓)	()	()	()
child beating mother	()	(✓)	()	()	()

18. In the section below are a list of activities which might be available to prisoners. Please select the correct number which best describes your views on whether prisoners should be permitted to engage in these activities:

- (1) strongly agree
- (2) agree
- (3) neutral
- (4) disagree
- (5) strongly disagree
- (6) not sure

- 1 Be permitted frequent visits from friends and relatives.
- 6 Be permitted to have sexual relations with spouse.
- 1 Be permitted to send and receive mail which is unopened and unread by prison officials.
- 1 Be permitted daily recreational activities.
- 1 Be permitted to watch television and listen to the radio during "prime time" hours.
- 2 Be permitted to see religious or spiritual counsellors on a regular basis.
- 1 Be permitted to see movies.
- 1 Be permitted to wear their own clothes.
- 1 Be permitted to attend classes.
- 2 Be permitted to work inside the prison at same wages as are paid outside to people doing same kind of work.

19. Would you approve or support a slightly higher appropriation of your tax dollars to pay for the costs of better training for police officers, corrections officers and other criminal justice personnel?

() yes (X) no () undecided () no answer

20. The following is a list of services which could be performed by a police department. Please tell me which you think is the most important, second and so forth.

- 5 (A) routine patrolling in residential neighborhoods
- 7 (B) routine patrolling in business districts
- 2 (C) regulating traffic and investigating traffic accidents
- 2 (D) investigating crimes which have been committed
- 8 (E) responding to complaints from citizens on matters not related to crime such as lost dogs, locked cars, etc.
- 4 (F) providing emergency medical services
- 3 (G) dealing with juvenile delinquents
- 1 (H) intervening in family crises (child abuse, wife beatings, etc.)

21. Which of the following problems would likely cause you to call the police to deal with the problem?

Problem	Call Police	
	yes	no
pack of dogs running loose in neighborhood	(S)	()
drunk person on street	(S)	()
gunshots near home	(S)	()
neighborhood kids operating snowmobiles recklessly	(S)	()
trespassers	(S)	()
mentally ill person	(S)	()
loud party after midnight	(S)	()
stranger in neighborhood	()	(S)
live power line down in street	(S)	()
member of family seriously injured	()	(S)
runaway child	(S)	()
weather report	()	(S)
neighborhood kid taking your property without asking	()	(S)

22. In the section below is a list of statements related to sentencing in criminal cases. Please put the correct number of the response which best describes your opinion on each statement.

- | | |
|--------------------|-----------------------|
| (1) strongly agree | (4) disagree |
| (2) agree | (5) strongly disagree |
| (3) feel neutral | (6) no opinion |

- 4 An important consideration in sentencing is the seriousness of the offense in relation to other offenses.
- 2 An important consideration in sentencing is the nature of the offense and the extent to which it endangered the public safety or order.
- 5 An important consideration in sentencing is the need to isolate the offender from society to prevent further criminal conduct during the period of confinement.
- 2 An important consideration in sentencing is the effect the sentence imposed will have in causing the offender to not commit future crimes.
- 4 An important consideration in sentencing is the effect of the sentence imposed in causing other members of society to not commit similar kinds of crime.
- 4 An important consideration in sentencing is the effect the sentence imposed will have in reflecting community condemnation of the criminal act and as a reaffirmation of societal norms.
- 2 An important consideration in sentencing is the effect the sentence imposed will have on the likelihood of rehabilitation of the offender.
- 3 The primary purpose of imprisonment is punishment.
- 2 The secondary purpose of imprisonment is the deterrence of future criminal conduct.
- 1 Reasonable uniformity in sentences is a good goal for the justice system.
- 5 In sentencing a person convicted of a crime, a judge should only consider the nature of the crime and the person's prior criminal history (prior convictions for crimes, not arrests).
- 2 Reasonably uniform sentences can best be achieved through definite sentences fixed by statute in proportion to the seriousness of the offense.

23. Do you agree that in sentencing defendants in criminal cases judges consider the defendant's race?

Strongly agree Agree Don't know Disagree Strongly disagree

24. Do you agree that in deciding whether to stop a person who is acting suspiciously, police officers consider that person's race?

Strongly agree Agree Don't know Disagree Strongly disagree

25. Do you agree that in deciding whether to prosecute a person charged with a criminal offense prosecutors consider the person's or the victim's race?

Strongly agree Agree Don't know Disagree Strongly disagree

26. Do you agree that in deciding whether to release a prisoner on parole, the parole board considers that person's race?

Strongly agree Agree Don't know Disagree Strongly disagree

27. In which of the following situations should a police officer be allowed by law to shoot to kill (Assume no warning shot would be fired but a warning would be given if practical.)

	shoot	no shoot
A. A person of undetermined age running from the scene of a robbery	_____	<u>X</u>
B. A person of undetermined age running from the general area of burglary report	_____	<u>X</u>
C. A youth running from a mugging	_____	<u>X</u>
D. A person crawling through the window of a home	_____	<u>X</u>
E. A car meeting the description provided by the victim full of people leaving the general area of the crime scene	_____	<u>X</u>
F. A person committing a robbery while holding a gun on the clerk	<u>X</u>	_____
G. A person under 18 fleeing in a stolen car where no other crime has been committed	_____	<u>X</u>

How long have you lived in Alaska?

- 1. Under one year
- 2. 1 - 3 years
- 3. 4 - 6 years
- 4. 7 - 10 years
- 5. 11 - 15 years
- 6. 16 years and over

What is the last level of education you completed?

- 1. High school incomplete
- 2. High school complete/GED
- 3. College incomplete
- 4. College complete
- 5. College post-graduate
- 6. Vocational training for special skills

What is your general income level before taxes?

- 1. Over 60,000
- 2. Between 45-60,000
- 3. Between 30-45,000
- 4. Between 20-30,000
- 5. Between 10-20,000
- 6. Between 0-6,000

What kind of work do you do?

- 1. Executive and management
- 2. Professional services, *office*
- 3. Manufacturing, construction and working trades
- 4. Home-maker
- 5. Armed Forces
- 6. Student
- 7. Subsistence hunting, trapping and fishing
- 8. Unemployed
- 9. Other _____

Sex

- 1. Male
- 2. Female

Are you a registered voter in Alaska?

- 1. Yes
- 2. No

How many people live in this household?

2

How many are under 13 years old?

0

How many are between 13 and 17 years old?

0

Which age group do you fit in?

- 1. 18 - 24
- 2. 25 - 34
- 3. 35 - 49
- 4. 50 - 64
- 5. 65 and over

Geographic area

- 1. Barrow
- 2. Kotzebue
- 3. Nome
- 4. Bethel
- 5. Fairbanks
- 6. Anchorage
- 7. Juneau
- 8. Sitka
- 9. Ketchikan

Race

- 1. white
- 2. black
- 3. Eskimo
- 4. Aleut
- 5. Indian
- 6. Other _____

RECEIVED
C.J.P.A.

DEC 02 '76

_____ EXEC. DIRECTOR	_____ ADMIN. OFFICER
_____ CHIEF PLANNER	_____ FINANCIAL OFF.
_____ POLICE PLANNER	_____ FIELD TRNG. OFF.
_____ RURAL PLANNER	_____
_____ LEGAL PLANNER	_____
_____ CORR. PLANNER	_____
_____ JI PLANNER	_____
_____ RESEARCH ANALYST	_____
_____ INTERN PLANNER	_____

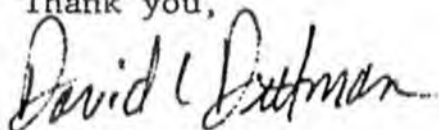
Dear Respondent:

The attached questionnaire is presented to you in order to learn what you feel should be the policies regarding crime and criminal justice in Alaska.

It includes questions concerning sentences for people convicted of crimes ranging from murder to shoplifting, whether anyone in your household has been a victim of crime, and seeks your recommendations on issues extending from rehabilitation of criminals to rating the performance of Judges.

The Alaska Criminal Justice Planning Agency is the sponsor of the study, and it is being completed in communities throughout Alaska.

Thank you,



David L. Dittman
Research Director
Dittman Research Associates

Listed below is a series of offenses and a scale of different possible types of punishment for people convicted of committing those offenses. Please circle the number which represents what you feel the basic, average sentence should be for a first conviction for each offense listed. (NOTE: Interviewer may assist in describing layout, but should not use examples)

	No opinion	No penalty/ Fine/Probation	30-90 days jail	90 days-1 year in jail	1-5 years	5-10 years	10-20 years	20-50 years	Life/Death
	1	2	3	4	5	6	7	8	9
01	<u>Shoplifting: (\$200 or over in value)</u>								
	1	2	3	4	5	6	7	8	9
02	<u>Theft: (\$200+, stealing property in manner not threatening personal safety)</u>								
	1	2	3	4	5	6	7	8	9
03	<u>Vandalism: (Destruction of property over \$200 in value)</u>								
	1	2	3	4	5	6	7	8	9
04	<u>Assault: (Bodily harm, cuts and bruises, but not permanent disability)</u>								
	1	2	3	4	5	6	7	8	9
05	<u>Burglary: (Breaking and entering to steal property \$200-1,000)</u>								
	1	2	3	4	5	6	7	8	9
06	<u>Fraud/Forgery/Embezzlement: (Individual activity, not organized \$200-1000)</u>								
	1	2	3	4	5	6	7	8	9
07	<u>Illegal sale of marijuana: (Amount not to exceed purchasers' personal use)</u>								
	1	2	3	4	5	6	7	8	9
08	<u>Illegal sale of "hard" drugs: (Not to exceed purchaser's personal use)</u>								
	1	2	3	4	5	6	7	8	9
09	<u>Use of illegal drugs by adults: (Personal use)</u>								
	1	2	3	4	5	6	7	8	9
10	<u>Gambling: (\$500 or more involved, not organized crime)</u>								
	1	2	3	4	5	6	7	8	9
11	<u>Prostitution: (Self-employed, not organized crime)</u>								
	1	2	3	4	5	6	7	8	9
12	<u>Robbery: (Theft of property from people by force or weapon \$200-1000)</u>								
	1	2	3	4	5	6	7	8	9
13	<u>Rape: (Sexual assault of an adult by an adult involving forced intercourse)</u>								
	1	2	3	4	5	6	7	8	9
14	<u>Murder: (Pre-meditated taking of another persons' life)</u>								
	1	2	3	4	5	6	7	8	9

In the section below is a series of crimes...please indicate whether anyone in your household has been a victim of any of these crimes during the past year, and whether the crime was reported. If there has been a victim, and the crime wasn't reported, please use the correct number below for the "WHY NOT?" section.

- | | |
|--|--|
| (1) Insufficient proof | (6) Don't know who to report to |
| (2) Petty crime, not important | (7) Police not available |
| (3) Police can't do anything | (8) Personal problem, nobody else's business |
| (4) Police won't do anything | (9) _____ |
| (5) Fear of criminal returning to get even | |

(NOTE: If no crime committed, disregard "reported?" and "why not?" columns)

CRIME	REPORTED?		WHY NOT?
	Yes	No	
15. Murder.....	()1	()2	16. ()1 ()2
18. Rape.....	()1	()2	17. ___1
21. Robbery.....	()1	()2	19. ()1 ()2
24. Assault.....	()1	()2	20. ___1
27. Burglary.....	()1	()2	22. ()1 ()2
30. Motor vehicle theft....	()1	()2	23. ___1
33. Forgery, fraud.....	()1	()2	25. ()1 ()2
36. Destruction of property.	()1	()2	26. ___1
39. Petty theft (under \$200)	()1	()2	28. ()1 ()2
42. Grand theft (over \$200).	()1	()2	29. ___1
			31. ()1 ()2
			32. ___1
			34. ()1 ()2
			35. ___1
			37. ()1 ()2
			38. ___1
			40. ()1 ()2
			41. ___1
			43. ()1 ()2
			44. ___1

In the section below are some actions sometimes described as "crimes against the consumer"...please indicate whether anyone in your household has been a victim of the following practices during the past year. If there has been a victim, and the problem wasn't reported, please use the correct number below for the "WHY NOT?" column.

- | | |
|--|--|
| (1) Insufficient proof | (6) Don't know who to report to |
| (2) Petty problem, not important | (7) Personal problem, nobody else's business |
| (3) No-one could do anything | (8) _____ |
| (4) No-one would do anything | |
| (5) Fear of people responsible doing something to get even | |

(NOTE: If no problem, disregard "reported" and "why not?" columns)

DESCRIPTION	REPORTED?		WHY NOT?
	Yes	No	
45. False or misleading advertising.....	()1	()2	46. ()1 ()2
48. Failure to honor guarantees.....	()1	()2	47. ___1
51. Deliberate poor workmanship/service....	()1	()2	49. ()1 ()2
54. Final price much higher than quote.....	()1	()2	50. ___1
57. Price fixing/"gouging"..	()1	()2	52. ()1 ()2
			53. ___1
			55. ()1 ()2
			56. ___1
			58. ()1 ()2
			59. ___1

60 What do you think is the basic cause of crimes against people such as; assault, murder, rape, etc.?

- 1 Economic pressures
- 2 Environmental pressures
- 3 Social pressures
- 4 Justice system fails to punish
- 5 Alcohol
- 6 Drugs
- 7 Fault in personal character
- 8 Inherited/genetic fault

61 What do you think is the basic cause of crimes against property such as; burglary, theft, vandalism, etc.?

- 1 Economic pressures
- 2 Environmental pressures
- 3 Social pressures
- 4 Justice system fails to punish
- 5 Alcohol
- 6 Drugs
- 7 Fault in personal character
- 8 Inherited/genetic fault

62 "White collar crime" is usually defined as embezzlement, forgeries, and related fraudulent activities which are generally not strongly physical in nature. Do you feel "white collar crime" is a problem in Alaska?

- 1 Yes
- 2 No

63 Do you feel that "organized crime" is a problem in Alaska in the sense that "big-time" Mafia or hoodlum elements with strong financial backing and political power are gaining a foothold?

- 1 Yes
- 2 No

64 Relative to population, do you feel there is more crime in your community than there was five years ago, less crime than five years ago, or about the same amount. (Is crime increasing faster than the population, slower or at the same rate)

- 1 More--crime increasing faster than population
- 2 Less--crime increasing slower than population
- 3 Same--crime increasing at same rate as population

65 What percentage of serious crimes (such as robbery, assault, burglary, and theft) do you think juveniles are responsible for?

- 1 0-12%
- 2 13-25%
- 3 26-38%
- 4 39-50%
- 5 51-63%
- 6 64-75%
- 7 76-88%
- 8 89-100%

66 Should Corrections try to rehabilitate:

- 1 Everyone or almost everyone
- 2 Only those whom Corrections feel have a good chance of success
- 3 Only those who request such services
- 4 No one, it should be left to the initiative and interest of the inmate.

-- What do you think are the reasons some offenders apparently aren't rehabilitated in correctional institutions?

	<u>Very Strong Reason</u>	<u>Fairly Strong Reason</u>	<u>Maybe a Reason</u>	<u>Probably not a Reason</u>
67 Lack of skill and effort by corrections personnel.....	<input type="checkbox"/> 1	<input type="checkbox"/> 2	<input type="checkbox"/> 3	<input type="checkbox"/> 4
68 Not enough money and resources to provide good programs.....	<input type="checkbox"/> 1	<input type="checkbox"/> 2	<input type="checkbox"/> 3	<input type="checkbox"/> 4
69 Most criminals do not want to change.....	<input type="checkbox"/> 1	<input type="checkbox"/> 2	<input type="checkbox"/> 3	<input type="checkbox"/> 4
70 Most criminals cannot change.....	<input type="checkbox"/> 1	<input type="checkbox"/> 2	<input type="checkbox"/> 3	<input type="checkbox"/> 4

Should "victimless crimes", such as sexual behavior, drug use, gambling etc. involving consenting adults in private quarters be considered a criminal offense, or is such behavior only a matter of personal morality?

	<u>Criminal Offense</u>	<u>Personal Morality</u>
71	Prostitution (male participant)..... ()1	()2
72	Prostitution (female participant)..... ()1	()2
73	Gambling..... ()1	()2
74	Homosexual..... ()1	()2
75	Marijuana possession and use..... ()1	()2
76	Narcotic and barbituate possession/use.. ()1	()2

Please rate the importance of the following information in determining whether a Judge should be retained or retired from the court.

	<u>Very Important</u>	<u>Fairly Important</u>	<u>Not Important</u>
77	Recommendation of police officers who have appeared before the Judge.. ()1	()2	()3
78	Recommendations of attorneys who have tried cases before the Judge... ()1	()2	()3
79	Recommendations of members of a jury in a case tried before the Judge..... ()1	()2	()3
80	Judicial/legal knowledge and experience..... ()1	()2	()3
81	Personal morality and character..... ()1	()2	()3
82	Fairness and sense of justice..... ()1	()2	()3
83	Personal appearance (dignity, length of hair, appearance, manner)..... ()1	()2	()3
84	Prior sentencing record..... ()1	()2	()3
85	Familiarity with available corrections facilities and alternatives... ()1	()2	()3

86 Since Alaska doesn't have a maximum security institution, convicted law-breakers who are considered dangerous are currently serving their sentences in prisons in other states. As those prisons become more crowded, officials in Alaska are being asked to make other arrangements for the Alaskan prisoners. Would you favor or oppose the establishment of a maximum security institution in Alaska (the estimated cost of such an institution would be about 25 million dollars)?

- ()1 Favor if it were not within 30 miles of my home
- ()2 Favor even if it were to be located within 30 miles of home
- ()3 Oppose regardless of location

What do you think stops most people from turning to illegal means to get what they want?

	<u>Very Strong Reason</u>	<u>Fairly Strong Reason</u>	<u>Maybe a Reason</u>	<u>Probably not a Reason</u>
87	Fear of publicity and exposure..... ()1	()2	()3	()4
88	Fear of being fined..... ()1	()2	()3	()4
89	Fear of going to jail..... ()1	()2	()3	()4
90	Fear of injury/victim retaliation... ()1	()2	()3	()4
91	Personal morality..... ()1	()2	()3	()4
92	Learned habit..... ()1	()2	()3	()4

-- Do you take any precautions to avoid becoming a victim of crime?

- 93 Always lock home..... ()1 Yes ()2 No
94 Always lock car/truck..... ()1 Yes ()2 No
95 Mark possessions..... ()1 Yes ()2 No
96 Own a dog primarily to protect.. ()1 Yes ()2 No
97 Own weapons..... ()1 Yes ()2 No
98 Restrict personal freedom
(don't go to certain places,
stay home at night, etc.)..... ()1 Yes ()2 No

99 A "status offense" is an act which is considered an offense when committed by a juvenile, but not an offense when committed by an adult. Examples are: running away from home, not going to school, drinking and smoking under age, curfew violations, etc. Do you think people 17 and under who habitually commit these "status offenses" should be held in correctional institutions, be required to participate in counseling programs, or receive no punishment as long as criminal law is not violated?

- ()1 Correctional institutions
()2 Mandatory counseling
()3 No punishment

100 Do you feel parents should be held legally accountable for the actions of their minor children?

- ()1 Yes, parents must always be responsible for minor children
()2 Yes, but only when parents exercise no supervision or control
()3 No, parents can't be expected to control all acts of children

101 Some people have suggested that Alaska should have a special prosecutor to look into charges of organized crime and official misconduct. Other people suggest a State Commission on Investigations, and another group suggests existing agencies should handle the problems as they occur. What do you think...should we have a special prosecutor, a State Commission on Investigations, or leave it in the hands of the existing agencies?

- ()1 Special prosecutor
()2 State Commission on Investigations
()3 Existing agencies
()4 Combination of prosecutor and commission
()5 Combination of prosecutor and existing agencies
()6 Combination of commission and existing agencies
()7 Combination of prosecutor, commission and existing agencies

102 What percentage of adults do you think commit illegal acts for which they could have received a jail sentence if they had been caught?

- ()1 0-12%
()2 13-25%
()3 26-38%
()4 39-50%
()5 51-63%
()6 64-75%
()7 76-88%
()8 89-100%

103 Currently, Alaska's constitution guarantees every person charged with a criminal offense the right to be released on bail while awaiting trial. Do you think the constitution should be amended to restrict this right to bail when proof is presented that the person under arrest may present a serious threat to the safety of the community, or do you think the right to bail should remain constitutionally guaranteed as at present?

- ()1 Amend constitution to limit right to bail when serious threat may exist
()2 Do not amend constitution, the right to bail for everyone should remain constitutionally guaranteed as at present

104

Which one of the following categories best describes your general impression and feelings about the Alaska court system? (Please select the one response which you feel is most generally the case)

- 1 Generally positive, it seems to work quite fairly and efficiently
- 2 Judges do not pay attention
- 3 Judges don't seem to know the law very well
- 4 Prosecuting attorneys not well trained
- 5 Defense attorneys not well trained
- 6 Court procedures inefficient, waste too much time
- 7 System not fair, innocent people end up getting punished
- 8 System not fair, guilty people end up getting off with nothing

Within the past year, have you personally known or dealt with a:

- 105 Police officer..... 1 Yes 2 No
- 106 Corrections officer..... 1 Yes 2 No
- 107 Parole officer..... 1 Yes 2 No
- 108 Defending lawyer..... 1 Yes 2 No
- 109 Judge..... 1 Yes 2 No
- 110 Prosecuting attorney..... 1 Yes 2 No

Please rate the different sources of information listed below regarding their accuracy in presenting a true picture of crime and criminal justice.

	Very Reliable	Fairly Reliable	Somewhat Unreliable	Very Unreliable
111 Newspapers.....	<input type="checkbox"/> 1	<input type="checkbox"/> 2	<input type="checkbox"/> 3	<input type="checkbox"/> 4
112 Television.....	<input type="checkbox"/> 1	<input type="checkbox"/> 2	<input type="checkbox"/> 3	<input type="checkbox"/> 4
113 Family, friends, other people	<input type="checkbox"/> 1	<input type="checkbox"/> 2	<input type="checkbox"/> 3	<input type="checkbox"/> 4
114 Books and education.....	<input type="checkbox"/> 1	<input type="checkbox"/> 2	<input type="checkbox"/> 3	<input type="checkbox"/> 4
115 Personal experiences.....	<input type="checkbox"/> 1	<input type="checkbox"/> 2	<input type="checkbox"/> 3	<input type="checkbox"/> 4

Regarding the corrections people in your community, do you feel they treat all types and ages of people fairly and equally?

- 116 Racially..... 1 Yes 2 No
- 117 Age-wise..... 1 Yes 2 No
- 118 Sex-wise..... 1 Yes 2 No

Concerning the courts, do you feel they treat all types of people fairly and equally?

- 119 Racially..... 1 Yes 2 No
- 120 Age-wise..... 1 Yes 2 No
- 121 Sex-wise..... 1 Yes 2 No

What about the police, do they treat all people fairly and equally?

- 122 Racially..... 1 Yes 2 No
- 123 Age-wise..... 1 Yes 2 No
- 124 Sex-wise..... 1 Yes 2 No

125 How many people do you think should live in a community before it has at least one full-time resident police officer?

- () 1 0-200
- () 2 201-600
- () 3 601-1200
- () 4 1201-2500
- () 5 2500+

Because police were not available, have you ever had to rely on other means in order to maintain control of a situation this past year?

- 126 A gun or threat of a gun Yes()1 No()2
- 127 A cutting weapon or threat of one Yes()1 No()2
- 128 Some other weapon or threat Yes()1 No()2
- 129 Use or possible use of force Yes()1 No()2

130 Do you think police should place more emphasis on new and experimental crime prevention activities such as speaking at schools, public relations programs, TV and radio ads, etc.; or should they concentrate on apprehension and motor patrol surveillance techniques?

- () 1 New activities
- () 2 Apprehension and patrol
- () 3 Both-- with emphasis on activities
- () 4 Both-- with emphasis on apprehension

Regarding some of the problems listed below, please indicate whether you would prefer to have them handled by the courts, or by a legal negotiating board (mediation or arbitration board).

	<u>Courts</u>	<u>Legal Board</u>	<u>Both</u>
131 Divorce.....	() 1	() 2	() 3
132 Family neighborhood disputes.....	() 1	() 2	() 3
133 Small claims.....	() 1	() 2	() 3
134 Juvenile matters.....	() 1	() 2	() 3
135 Felony cases against property.....	() 1	() 2	() 3
136 Misdemeanors against property.....	() 1	() 2	() 3

137 Would you favor legislation which would further restrict the hours liquor stores and bars are open...present law requires they be closed between the hours of 5:00AM and 8:00AM.

- () 1 Yes
- () 2 No

138 Should a police officer have to join a union if he or she doesn't want to?

- () 1 Yes
- () 2 No

139 Regarding the police, do you feel they should be represented by no unions, only by special uniformed service unions, or by multi-trade unions which represent many types of workers?

- () 1 No unions
- () 2 Uniformed service unions
- () 3 Multi-trade unions

Do you own any weapons which you acquired only to protect yourself from other people, that is, weapons you wouldn't have if there were no need for protection?

- 140 Handgun..... ()1 Yes ()2 No.
 141 Long-gun (rifle/shotgun)..... ()1 Yes ()2 No
 142 Cutting weapons..... ()1 Yes ()2 No
 143 Clubs or throwing objects..... ()1 Yes ()2 No

144 Generally speaking, should it be more important for a convicted offender to pay a fine or go to jail; or should the offender make restitution to the victim of the crime?

- ()1 Pay fine and/or go to jail
 ()2 Make restitution to victim

145 Should minor criminal matters in rural Alaska be handled by a District Judge with full legal powers and training who appears there periodically, or should they be handled by a resident magistrate with limited legal powers and training living in the village?

- ()1 Travelling District Judge
 ()2 Resident magistrate

Have you ever been in court (other than traffic or small claims) as a:

- 146 Plaintiff (as a victim of a crime)... ()1 Yes ()2 No
 147 Witness..... ()1 Yes ()2 No
 148 Juror..... ()1 Yes ()2 No
 149 Defendant (as one accused of a crime) ()1 Yes ()2 No
 150 Spectator..... ()1 Yes ()2 No

How would you rate the professional skill of the following criminal justice personal?

	Very Good	Fairly Good	Adequate	Fairly Poor	Very Poor
151 Local police officer.....	()1	()2	()3	()4	()5
152 State Troopers.....	()1	()2	()3	()4	()5
153 Public defenders.....	()1	()2	()3	()4	()5
154 Trial Court Judges.....	()1	()2	()3	()4	()5
155 Supreme Court Judges.....	()1	()2	()3	()4	()5
156 Magistrates.....	()1	()2	()3	()4	()5
157 Prosecutors/District Attorneys...	()1	()2	()3	()4	()5
158 Jail/correctional personnel.....	()1	()2	()3	()4	()5
159 Probation officers.....	()1	()2	()3	()4	()5
160 Juvenile justice personnel.....	()1	()2	()3	()4	()5

161 Where do you hear most of what you know about law, crime, criminals and the justice system?

- ()1 Newspapers
 ()2 Television
 ()3 Family, friends and other people
 ()4 Books and education
 ()5 Personal experience
 ()6 Employment
 ()7

162 How long have you lived in Alaska?

- ()1 Under one year
 ()2 1-3 Years
 ()3 4-6 Years
 ()4 7-10 Years
 ()5 11-15 Years
 ()6 16 Years and over

What is the last level of education you completed?

- 1 High school incomplete
- 2 High school complete/GED
- 3 College incomplete
- 4 College complete
- 5 College post-graduate
- 6 Vocational training for special skills

What is your general income level before taxes?

- 1 Over 60,000
- 2 Between 45-60,000
- 3 Between 30-45,000
- 4 Between 20-30,000
- 5 Between 10-20,000
- 6 Between 6-10,000
- 7 Between 0-6,000

What kind of work do you do?

- 1 Executive and management
- 2 Professional and services
- 3 Manufacturing, construction and working trades
- 4 Home-maker
- 5 Armed Forces
- 6 Student
- 7 Subsistence hunting, trapping and fishing
- 8 Unemployed
- 9 _____

Sex

- 1 Male
- 2 Female

Are you a registered voter in Alaska?

- 1 Yes
- 2 No

How many people live in this household? _____

How many are under 13 years old? _____

How many are between 13 and 17 years old _____

Which age group do you fit in?

- 1 18-24
- 2 25-34
- 3 35-49
- 4 50-64
- 5 65 and over

Geographic area

- 1 Barrow
- 2 Kotzebue
- 3 Nome
- 4 Bethel
- 5 Fairbanks
- 6 Anchorage
- 7 Juneau
- 8 Sitka
- 9 Ketchikan

Thank You!

DITTMAN RESEARCH ASSOCIATES
Alaska Bank of Commerce Building
3230 "C" Street
P.O. Box 4-1234
Anchorage, Alaska 99509
Telephone: (907) 274-5260

CRIMINAL JUSTICE PLANNING AGENCY
Pouch AJ
Juneau, Alaska 99811

PUBLIC OPINIONS ABOUT
CRIME AND CRIMINAL JUSTICE IN ALASKA

- 1976 -

April 1, 1977
(Grant #76-DF-10-0005)

Prepared by:
Criminal Justice Planning Agency
Dittman Research Associates

TABLE OF CONTENTS

Introduction.	1
Methodology	1
Characteristics of the Population	2
Topics included in the Survey	3
I Victimization.	4
II Sources of Public Opinion	10
III Attitudes toward the Criminal Justice System	14
Police	16
Courts	18
Corrections	21
Criminal Justice Personnel	23
IV Perceptions of Crime.	25
V Recommended Sentences.	32
Summary of Findings	35
Appendix A - Methodology.	39
Appendix B - Population Characteristics	42
Appendix C - Supplemental Tables.	45

INTRODUCTION

The objectives of the Law Enforcement Assistance Administration are improvement of the criminal justice system and the reduction of crime. As one part of this effort, state Criminal Justice Planning Agencies are required to prepare annual State Plans to address local problems and issues. As one source of information, the Alaska Criminal Justice Planning Agency conducts an annual public opinion survey addressing a variety of justice-related issues.

The 1976 survey was designed and conducted by Dittman Research Associates of Anchorage with assistance from the Criminal Justice Planning Agency.

METHODOLOGY

Interviews were conducted in November and December, 1976, in households randomly selected from groups of households chosen to ensure representative demographic characteristics within four regions of the State. Interviewers were trained by Dittman Associates and were bilingual in rural areas. Computer print-outs of the data were provided by Dittman Associates and analyzed by Criminal Justice Planning Agency staff. The report has been approved by the Governor's Commission on the Administration of Justice.

One thousand and seventeen interviews were conducted as follows: Northwest (Barrow, Kotzebue, Nome and Bethel), 244; Interior (Fairbanks), 217; Southcentral (Anchorage), 273; Southeast

(Juneau, Ketchikan and Sitka), 283. A "weighting" procedure was used to assure that each region contributed to the data in proportion to its total of the State population. Thus each questionnaire in the Northwest and Fairbanks regions received a weight of 1.3; Anchorage questionnaires were weighted 3.6, and Southeast responses were weighted 1.0. The effective sample was thus increased to 1,861.

Methodology is described in more detail in Appendix A, prepared by Dittman Research Associates.

CHARACTERISTICS OF THE POPULATION

Respondents to the questionnaire were 57% male and 43% female; half were under the age of 35. A third of the group had lived in Alaska for less than six years, a quarter for seven to fifteen years, and 40% for more than fifteen years.

Ninety percent of the sample had completed high school, and most (65%) had either college or vocational training. Median income per household was between \$20,000 and \$30,000 with 6% having incomes under \$6,000 and 2% with incomes over \$60,000. Eighty-one percent were registered to vote. The average household contained three to five members; half contained one or more minors under the age of 13 while approximately one-fourth (27%) contained minors age 14 to 17.

Tables showing detailed population characteristics are included in Appendix B.

TOPICS INCLUDED IN THE SURVEY

The questionnaire consisted of 53 items which have been grouped into the following areas for this report:

- I. Victimization, Reporting of Crime and Precautions against victimization
- II. Sources of Public Attitudes toward the Criminal Justice System
- III. Attitudes and Opinions about the Criminal Justice System
- IV. Perceptions of Crime and Criminals
- V. Recommended Sentencing Practices, and Attitudes toward "Victimless Crime"

I. VICTIMIZATION

A 1975 public opinion survey¹ showed that in 14% of urban and 8% of rural households interviewed, someone had been the victim of a serious crime within the year prior to the interview. The 1976 survey attempted a more refined measure of victimization by type of crime (but unfortunately does not permit an estimate of total number of households victimized).

The question was phrased as follows:

In the section below is a series of crimes. Please indicate whether anyone in your household has been a victim of any of these crimes during the past year, and whether the crime was reported. If there has been a victim and the crime wasn't reported, why not?

The offenses listed and percent of households which had been victimized are shown in Table 1.

Table 1

Number and Percent of Households Victimized

<u>Offense</u>	<u>Number of Households Victimized</u>	<u>Percent of Households Victimized</u>
Murder	4	0.2%
Rape	32	2
Robbery	117	6
Assault	94	5
Burglary	102	6
Vehicle Theft	95	5
Forgery/Fraud	42	2
Vandalism	293	16
Petty Theft (less than \$200)	265	14
Grand Theft (more than \$200)	95	5

Figure 1 shows percent of all households in each region which reported instances of crimes either against persons or against property.

¹ Rowan Group report on The Criminal Justice System of Alaska July, 1976.

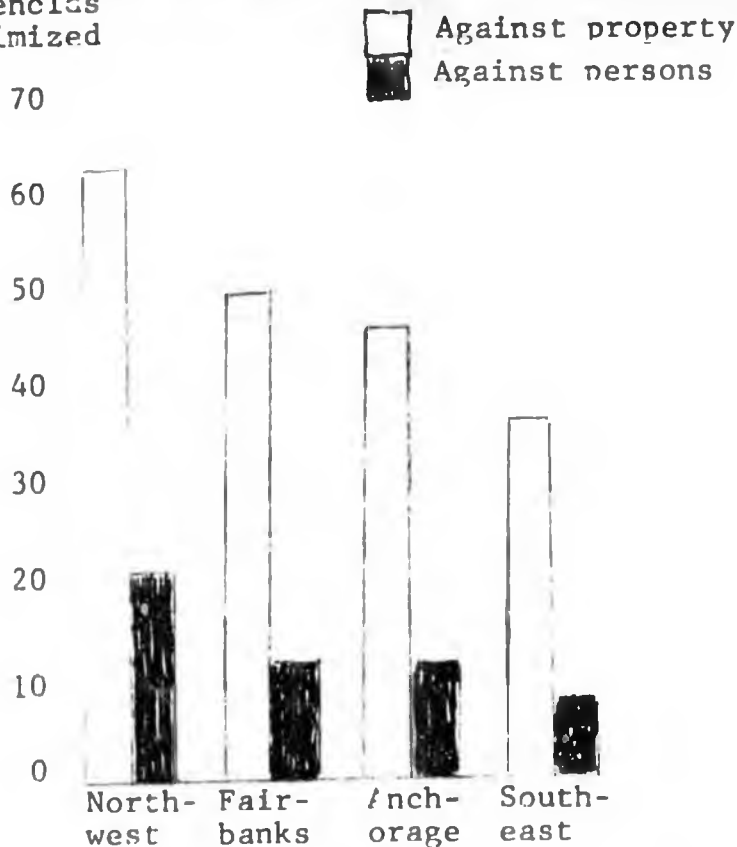


Figure 1. Percent of Households reporting victimization for crimes against persons and proerty

For both types of offense, victimization is highest in the Northwest region and lowest in Southeast.

Victims were provided a list of possible reasons for not reporting crime, when it had not been reported. Of a total of 1,139 crimes, 432 (38%) were not reported. Table 2 shows the reasons given. Regional responses are shown in Appendix C, Table 1.

Table 2

Reasons for not Reporting Crime

<u>Reason</u>	<u>Percent of Unreported Crime</u>
Insufficient proof	30%
Petty Crime, not important	15
Police can't do anything	18
Police won't do anything	6
Fear of Criminal getting even	6
Don't know who to Report to	2
Police not Available	1
Personal Problem	12
Other	10

Twenty-seven percent of unreported crime was for reasons that can be characterized as "help not available" (Police can't/won't do anything, Police not available, or Don't know who to report to), an area amenable to change within the criminal justice system. Rape is the least often reported (56% of rapes were not reported), with "insufficient proof" and "fear of criminal returning to get even" given as the major reasons for failure to report.

Fifty-eight percent of unreported crime is relatively minor (vandalism, petty theft) while the remaining 42% consists of serious crimes.

In the urban areas, "insufficient proof" and "Crime too petty to report" were the major reasons given for not reporting crime.

In the Northwest, however, "Personal problem, Nobody else's business" was the most frequent reason. In the urban areas, "Police can't do anything" was a major factor in not reporting crime, while "Police won't do anything" was more important in the Northwest where "Fear of the criminal returning to get even" was also more important than it was in the urban areas.

The questionnaire also attempted to measure victimization in terms of fraudulent practices against consumers. Table 3 shows the extent to which practices were reported.

Table 3

Number and percent of Households
Victimized by Fraud against Consumers

<u>Offense</u>	<u># Households Victimized</u>	<u>% Households Victimized</u>
False Advertising	226	12%
Failure to Honor Guarantee	122	7
Deliberate Poor Service	304	16
Final Price Higher than Quote	169	9
Price Fixing	205	11

Of a total of 1,026 cases of fraudulent practice occurring, 748 (73%) were not reported. Table 4 shows reasons for not reporting.

Table 4

Reasons given for not Reporting Consumer Fraud

<u>Reason</u>	<u>Percent of Unreported Fraud</u>
Insufficient proof	13%
Petty, Not important	17
No one could do anything	14
No one would do anything	19
Don't Know who to report to	21
Personal Problem	6
Other	11

A majority (54%) of unreported fraud was because help was not perceived as being available ("No one could/would do anything, Don't know who to report to"). This finding points to the need for increased publicity on the part of agencies concerned with consumer protection.

Three questions dealt with attempts to avoid victimization.

Do you take any precautions to avoid becoming a victim of crime?

Respondents were asked to indicate whether or not they took the specific precautions shown in Table 5.

Table 5

Percent of Respondents Taking Precautions Against Crime

<u>Precaution</u>	<u>Percent of Respondents</u>
Always lock home	84%
Always lock car/truck	69
Own weapons	64
Restrict personal freedom*	47
Mark possessions	43
Own dog for protection	28

* Don't go to certain places, stay home at night, etc.

A subsequent question dealt with the ownership of weapons primarily for the purpose of protection (and was asked of all respondents, not only those who had indicated possession of weapons in the previous question).

Do you own any weapons which you acquired only to protect yourself from other people, that is, weapons you wouldn't have if there were no need for protection?

Responses are shown in Table 6.

Table 6

Percent owning Weapons for Self-protection

<u>Weapon</u>	<u>Percent Owning</u>
Handgun	22%
Long gun	14
Cutting Weapons	9
Clubs, Throwing Objects	7

How often was self-protection actually necessary? Respondents were asked:

Because police were not available, have you had to rely on other means in order to maintain control of a situation this past year?

Respondents were again presented with a list; Table 7 shows percent indicating that they had used certain forms of control.

Table 7

Means of Maintaining Control

<u>Form of Control</u>	<u>Percent Using</u>
Gun or threat of gun	5%
Knife, threat of knife	3
Other weapon or threat	7
Use or threat of force	19

Although locking home and car are by far the most frequent forms of self-protection, 36% of the sample say that they own guns, and 5% have used or threatened to use them during the preceding year. "Use or threat of force" was the most frequent way of maintaining control of situations in the absence of police.

Tables 2, 3 and 4 in Appendix C show regional breakdowns for precautions against crime and ownership and use of weapons. There is a rough correlation between victimization and precautions against crime, with Southeast having a relatively low rate of weapon ownership and instances of needing to maintain control.

II. SOURCES OF PUBLIC OPINION

Four questions dealt with personal experience and sources of knowledge about crime and the criminal justice system.

Where do you hear most of what you know about law, crime, criminals and the justice system?

Table 8 shows the percentage of respondents indicating various sources of information. (Unfortunately, the computer program did not specify responses of those giving more than one source; we therefore have information on only the 50% of respondents who listed only one primary source of information).

Table 8

Sources of Information about Criminal Justice

<u>Source</u>	<u>Percent of Respondents</u>
Newspapers	20%
Television	10
Family, friends	6
Books, education	5
Personal Experience	3
Employment	3
Other	2
Combination of Responses	50

Newspapers are the major source of information, followed by television. Personal experience plays a minor role in acquiring knowledge about criminal justice. How reliable are these various sources of information perceived to be? Respondents were asked:

Please rate the different source of information listed below in terms of their accuracy in presenting a true picture of crime and criminal justice.

Figure 2 shows responses with "Very reliable" and "Fairly reliable" combined, and "Fairly unreliable" and "Very unreliable" combined. (Actual figures for each response are shown in Table 5 of Appendix C).

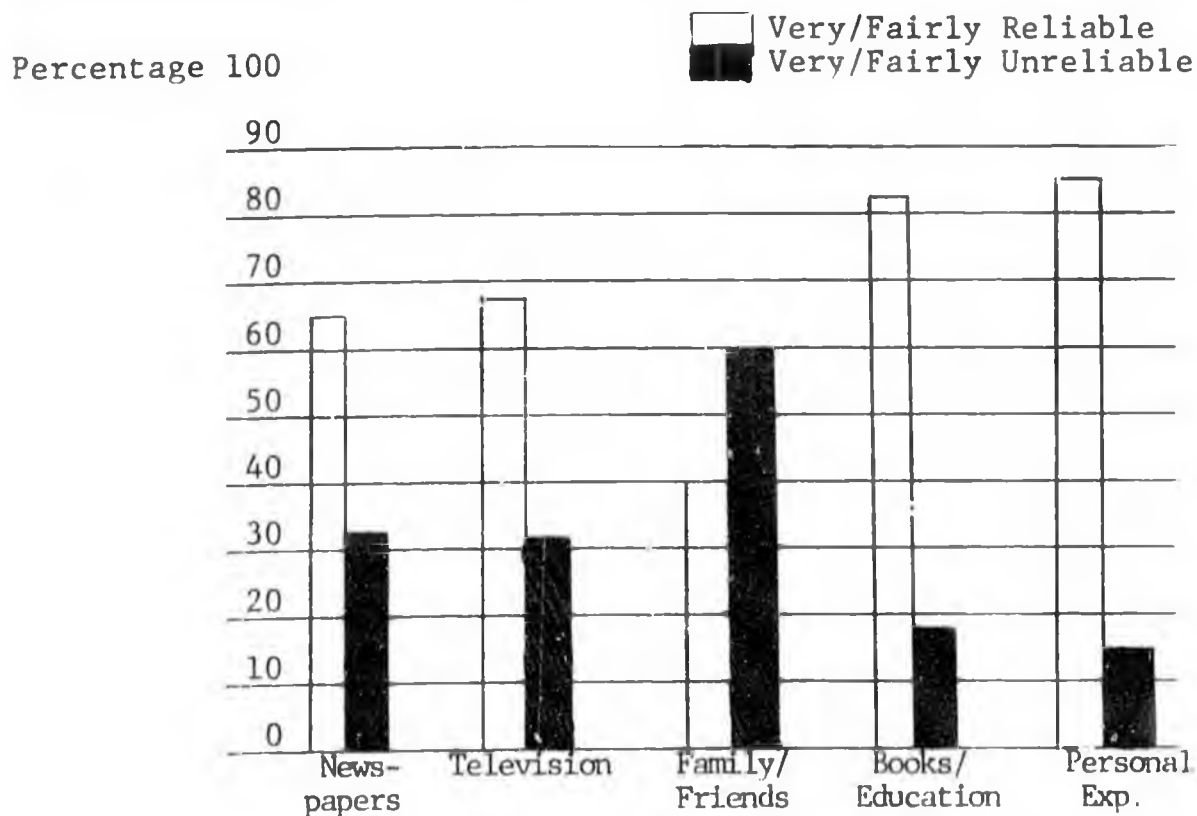


Figure 2. Reliability of Various Sources of Information about Criminal Justice.

"Personal experience" and "Books and Education" are credited with the greatest reliability as sources of information, but rarely serve as a major source (11% listed these areas as their primary source of information). The public media, which serves as the most frequent source, is seen as reliable by two-thirds of the population. Family and friends are infrequent sources of information and are considered relatively unreliable.

Personal experience as a participant in the system was investigated as follows:

Have you ever been in court (other than traffic or small claims) as a Plaintiff (victim of a crime), Witness, Juror, Defendant (accused of a crime) or Spectator?

Figure 3 shows amount and type of participation in court proceedings.

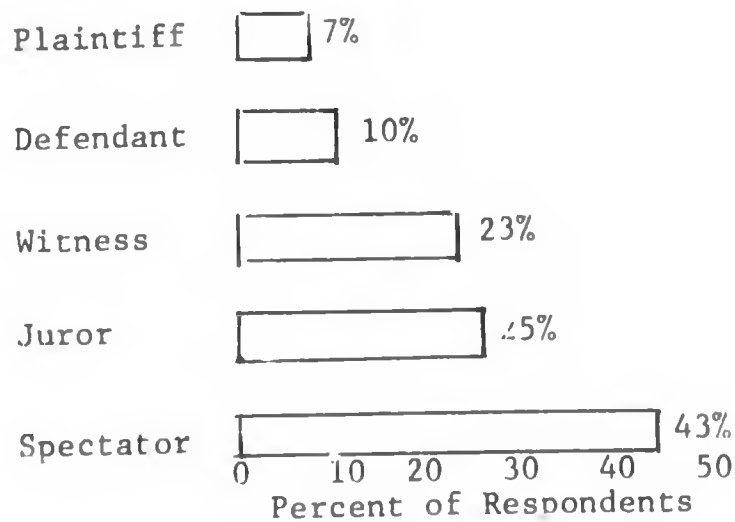


Figure 3. Percent participating in court proceedings.

Figure 3 shows a surprisingly high level of participation in the court system, particularly in the case of the 43% who say that they have been spectators at court proceedings. The figures do, however, appear to be internally consistent (that is, fewer have been plaintiffs or defendants than have been witnesses or jurors, etc.)

Respondents were asked whether, during the past year, they had personally known or dealt with various members of the criminal justice system. Responses are shown in Figure 4.

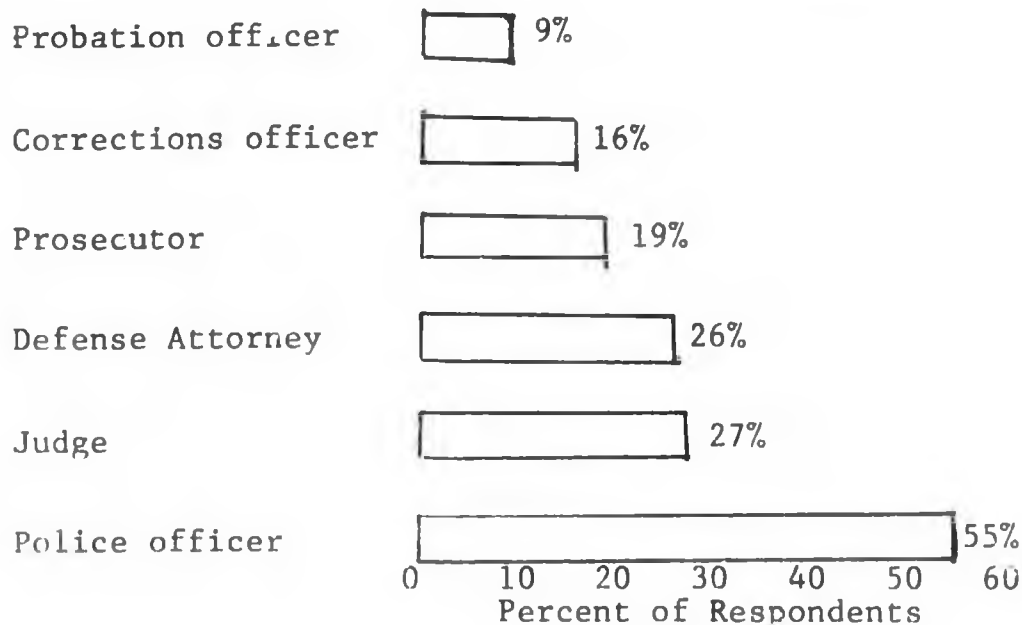


Figure 4. Criminal Justice System Personnel Dealt With During Preceding Year.

This figure shows that personal contact is proportional to the number of members and visibility of the various professional groups. For example, there are more than 800 police officers in the state, but approximately 60 probation officers. Although there are a substantial number of corrections officers (guards), the nature of their work does not bring them in contact with a large segment of the public. The importance of personal contact becomes evident when respondents are asked to judge the professional skill of various groups (see page 23, Table 17). Judgements of competence are roughly correlated with amount of contact, so that the more contact respondents have with a professional group, the more likely they are to see that group as being professionally skilled.

III. ATTITUDES TOWARD THE CRIMINAL JUSTICE SYSTEM

A number of questions tapped attitudes and opinions on issues within the criminal justice system and on specific components of the system (police, courts and corrections). We will examine the more general questions first.

Currently, Alaska's constitution guarantees every person charged with a criminal offense the right to be released on bail while awaiting trial. Do you think the constitution should be amended to restrict this right to bail when proof is presented that the person under arrest may present a serious threat to the safety of the community, or do you think the right to bail should remain constitutionally guaranteed as at present?

Eighty percent of respondents felt that the constitution should be amended to provide for denial of bail when a serious threat to the community may exist, while the remaining 20% felt that the right to bail should remain constitutionally guaranteed.

Generally speaking, should it be more important for a convicted offender to pay a fine or go to jail, or should the offender make restitution to the victim of the crime?

Fifty-one percent of respondents felt that it is most important that the offender make restitution to the victim; 40 percent felt that he should pay a fine or go to jail, and 9 percent felt that both should occur.

Some people have suggested that Alaska should have a special prosecutor to look into charges of organized crime and official misconduct. Other people suggest a State Commission on Investigations, and another group suggests existing agencies should handle the problems as they occur. What do you think... should we have a Special Prosecutor, a State Commission on Investigations, or leave it in the hands of existing agencies?

Responses are shown in Table 9.

Table 9

Handling of Special Investigations

<u>Should be by:</u>	<u>% Respondents</u>
Special prosecutor	17%
State Commission on Investigations	11
Existing agencies	26
Special prosecutor <u>and</u> Commission	11
Prosecutor <u>and</u> Existing agencies	12
Commission <u>and</u> Existing agencies	6
Prosecutor, Commission and Agencies	17

There is very little agreement on this question, and it seems probable that the alternatives are not well defined in respondents' minds. Although the largest group (26%) felt that the problem should be handled by existing agencies, the responses of 74% indicated that a more active response is needed.

A "status offense" is an act which is considered an offense when committed by a juvenile, but not an offense when committed by an adult. Examples are running away from home, not going to school, curfew violations, etc. Do you think people 17 and under who habitually commit these "status offenses" should be held in correctional institutions, be required to participate in counseling programs, or receive no punishment as long as criminal law is not violated?

A substantial majority (71%) felt that mandatory counseling should be provided; 14% felt that habitual status offenders should be held in correctional institutions; 6% felt that both correctional institutions and mandatory counseling should be used, and 9% felt that there should be no punishment if criminal law is not violated.

Do you feel that parents should be held legally accountable for the actions of their minor children?

Fifty-three percent of respondents felt that "parents must always be responsible for minor children"; 32% felt that parents should be held responsible only when they exercise insufficient supervision or control; 15% indicated that, "No, parents can't be expected to control all acts of children".

Police:

Several questions dealt specifically with the police function.

How many people do you think should live in a community before it has at least one full-time resident police officer?

Responses are shown in Table 10. Responses by region are shown in Appendix C, Table 6.

Table 10

Community Size for Full-Time Police Officer

<u>Number of People in Community</u>	<u>% Respondents</u>
0 to 200	40%
201 to 600	36
601 to 1200	15
1201 to 2500	5
Over 2500	4

Responses by region show that 49% of those in the Northwest believe that towns with a population of under 200 should have a full-time police officer, whereas 19% feel that a population of 200 to 600 should be required. On the other hand, 35% of Anchorage respondents thought towns of under 200 should have a resident officer, whereas 44% believe the population should be 200 to 600. Six percent of Northwest respondents as compared to 5% in Fairbanks, 4% in Anchorage and 2% in Southeast, feel that a community should reach more than 2,500 before having a police officer.

A question investigated perceived roles of police, as follows:

Do you think police should place more emphasis on new and experimental activities such as speaking at schools, public relations programs, TV and radio ads, etc., or should they concentrate on apprehension and motor patrol surveillance techniques?

Responses are shown in Table 11. Regional responses are shown in Appendix C, Table 7.

Table 11

Preferred role of Police

<u>Preferred role of Police</u>	<u>% Respondents</u>
New activities	10%
Apprehension and Patrol	13
Both--emphasize new activities	34
Both--emphasize apprehension	43

Again, there are regional differences with those in the Northwest and Southeast most likely to emphasize "new activities" and those in Anchorage and Fairbanks emphasizing apprehension and patrol.

Two questions dealt with issues of unions for police:

Should a police officer have to join a union if he/she doesn't want to?

Twelve percent of respondents answered "Yes" to this question, with 88% answering "no". By region, 23% of those in the Northwest, compared to 10% in each of the other regions, felt that police should have to join unions whether or not they wanted to.

Regarding the police, do you feel they should be represented by no unions, only by special uniformed service unions, or by multi-trade unions which represent many types of workers?

In response to this question, 39% chose "no unions", 39% chose "uniformed service unions", and 22% chose "multi-trade unions". Regional differences were minimal.

Courts:

Which one of the following categories best describes your general impression and feelings about the Alaska court system?

Responses are shown in Table 12, in the order in which they were presented to respondents. Regional differences are shown in Appendix C, Table 8.

Table 12

General Impressions of Court System

	<u>% of Respondents</u>
Generally positive	27%
Judges don't pay attention	1
Judges don't know the law very well	2
Prosecutors not well trained	3
Defense attorneys not well trained	1
Procedures inefficient, waste time	16
Not fair, innocent get punished	4
Not fair, guilty go free	39
Combination of Above	7

The most frequent response (39%) was that the "guilty go free"; however, 27% of respondents had generally positive feelings about the court. The regional extremes were found between the Northwest and Anchorage with 44% of Northwest residents and 20% of Anchorage residents having generally positive feelings about the court system.

Regarding some of the problems listed below, please indicate whether you would prefer to have them handled by the courts, or by a legal negotiating board (mediation or arbitration board).

Responses are shown in Table 13, and regional responses are shown in Appendix C, Table 9.

Table 13

Courts vs. Negotiating Board for Selected Problems

	% Respondents Choosing:		
	<u>Courts</u>	<u>Boards</u>	<u>Both</u>
Divorce	25%	59%	16%
Family/Neighborhood Disputes	13	75	12
Small Claims	29	58	13
Juvenile Matters	37	43	20
Felonies against Property	82	8	10
Misdemeanors against Property	55	31	14

Except in the case of criminal matters, respondents favor the use of negotiating boards. For criminal matters, especially felonies, they prefer the courts. On a regional basis, there was a general tendency for the use of negotiating boards to be more popular in the urban areas than in the Northwest, although this was not true for all types of problems.

Should minor criminal matters in rural Alaska be handled by a District Judge with full legal powers and training who appears there periodically, or should they be handled by a resident magistrate with limited legal powers and training?

Thirty-five percent of respondents felt that minor criminal matters in rural Alaska should be handled by a traveling District Court judge, while 64% felt they should be handled by resident magistrates. There were virtually no regional differences, with 37% in the Northwest, 36% in Fairbanks, 35% in Anchorage and 33% in Southeast choosing the District Court judge option.

Please rate the importance of the following information in determining whether a judge should be retained or retired from the court.

Table 14 shows responses to the items in the order in which they were presented to respondents.

Table 14

Factors to be Considered in Retention of Judges

	<u>Very Important</u>	<u>Fairly Important</u>	<u>Not Important</u>
Recommendation of police officers who have appeared before the Judge	36%	50%	14%
Recommendations of Attorneys who have tried cases before the Judge	35	48	17
Recommendations of members of a jury in a case tried before the Judge	37	44	20
Judicial/legal knowledge and Experience	81	18	1
Personal morality and Character	67	27	6
Fairness and Sense of Justice	91	8	1
Personal Appearance (dignity, length of hair, appearance, manner)	17	38	45
Prior sentencing record	49	33	18
Familiarity with available Corrections Facilities and Alternatives	63	32	6

When the "Very-" and "Fairly Important" responses are combined, these items receive the following rank-order in terms of perceived importance:

1. Judicial/legal knowledge and experience }
Fairness and Sense of Justice } equally important
2. Personal morality and Character }
Familiarity with Corrections } equally important
3. Recommendation of Police Officers
4. Recommendation of Attorneys
5. Prior sentencing record
6. Recommendations of Jury members
7. Personal Appearance

There were minimal differences between regions.

Corrections:

What do you think are the reasons some offenders apparently aren't rehabilitated in correctional institutions?

Respondents were asked to choose between, "Very strong reason", "Fairly strong reason", "Maybe a reason", and "Probably not a reason". In Table 15, "Very-" and "Fairly Strong" responses are combined.

Table 15

Reasons Offenders Aren't Rehabilitated

	<u>Very, Fairly Strong Reason</u>	<u>Maybe a Reason</u>	<u>Probably not a Reason</u>
Lack of skill/effort by corrections personnel	46%	40%	14%
Not enough money/resources to provide good programs	54	31	15
Most criminals do not want to change	50	37	13
Most criminals cannot change	25	32	43

Three items receive substantial emphasis; "not enough resources", "criminals do not want to change", and "lack of skill and effort". Respondents were more certain that lack of money and resources is a problem than lack of skill and effort. They also felt that criminals can change if they want to.

The next question was closely related:

Should corrections try to rehabilitate everyone, only those whom corrections feel have a good chance of success, only those who request such services, or no-one--it should be left to the initiative and interest of the inmate.

Responses are shown in Table 16.

Table 16

Who Should Corrections Try to Rehabilitate?

	<u>% of Respondents</u>
Almost Everyone	33%
Corrections should Decide	37%
Only those requesting Service	17%
No-one, should be up to inmate	12%

Responses are generally "rehabilitation oriented", with only 12% feeling that the inmate is responsible for his own rehabilitation.

Since Alaska does not have a maximum security institution, convicted law-breakers who are considered dangerous are currently serving their sentences in prisons in other states. As those prisons become more crowded, officials in Alaska are being asked to make other arrangements for the Alaskan prisoners. Would you favor or oppose the establishment of a maximum security institution in Alaska? (the estimated cost of such an institution would be about 25 million dollars).

Responses were posed in terms of location of the facility. One-third (33%) said that they would favor construction of a maximum security institution if it were not within 30 miles of their homes; 44% would favor having one even if it were located near their homes, and 23% oppose construction regardless of location.

Responses by region are shown in Appendix C, Table 10. Although the question may be considered somewhat misleading¹ more than three-quarters (77%) of respondents favor such construction.

¹ It should be noted that, to date, the Div. of Corrections has not been told to make other arrangements for prisoners now housed in the Federal Bureau of Prisons. The 1975 survey (Rowan) showed that when asked: "Would you favor the establishment of a maximum security institution in Alaska instead of sending the more dangerous offenders out of state to a Federal penitentiary?", 55% did not favor construction of such a facility. The purpose of the 1976 question was not to deliberately mislead the public, but to determine attitudes should the option of Federal prisons no longer be available.

Criminal Justice Personnel:

How would you rate the professional skill
of the following criminal justice personnel?

Table 17 lists items in the order they were presented to respondents.

Table 17

Professional Skill of Criminal Justice Personnel

	<u>Very Good</u>	<u>Fairly Good</u>	<u>Ade- quate</u>	<u>Fairly Poor</u>	<u>Very Poor</u>
Local Police Officers	21%	39%	26%	10%	4%
State Troopers	38	39	18	3	2
Public Defenders	11	31	44	10	5
Trial Court Judges	13	35	35	14	3
Supreme Court Judges	22	37	29	9	2
Magistrates	10	31	43	12	4
Prosecutors/DAs	11	30	37	15	8
Jail/Correctional personnel	7	20	38	22	13
Probation Officers	10	21	44	19	7
Juvenile Justice Personnel	8	20	42	20	11

In general, State Troopers, local police, and Supreme Court Judges were most favorably viewed in terms of professional skills, with jail personnel, juvenile justice personnel and probation officers receiving the least favorable ratings. A partial explanation for this has been mentioned previously--because there are many more troopers and police in highly visible roles, more people have personal contact with them and tend to judge them favorably.

Another possible explanation for the poor ratings received by Corrections personnel appears in regional differences (Appendix C, Table 11). It is apparent that respondents in the Anchorage area give higher ratings to troopers and police than do respondents in other regions, and Anchorage residents give correspondingly lower ratings to Correctional personnel. This may well reflect a highly publicized series of negative events focussed on Corrections about a year prior to the survey.

A final question on the criminal justice system dealt with perceived equality of treatment:

Do you feel that the corrections people/courts/
police in your community treat all types of
people fairly and equally in terms of race, sex
and age?

Table 18 shows the percentage of respondents who do not feel that the components of the system treat people equally. Regional differences are shown in Appendix C, Table 12.

Table 18

Percent of Respondents who feel that People are Not Treated as Equals

	<u>Race</u>	<u>Sex</u>	<u>Age</u>
By Police	45%	37%	43%
By Courts	36	31	35
By Corrections	37	33	38

These ratings show an interesting reversal from the question involving professional skill. Perhaps respondents do not see "treating people fairly and equally" as part of "professional skill." On the other hand, it is likely that more frequent contact leads to more perceived discrimination.

IV. PERCEPTIONS OF CRIME

A series of questions dealt with perceived amount and causes of crime. Respondents were asked:

Relative to population, do you feel there is more crime in your community than there was five years ago, less crime than five years ago, or about the same amount? In other words, is crime growing faster than population, slower, or at the same rate?

Figure 5 shows responses by region, and for the total population.

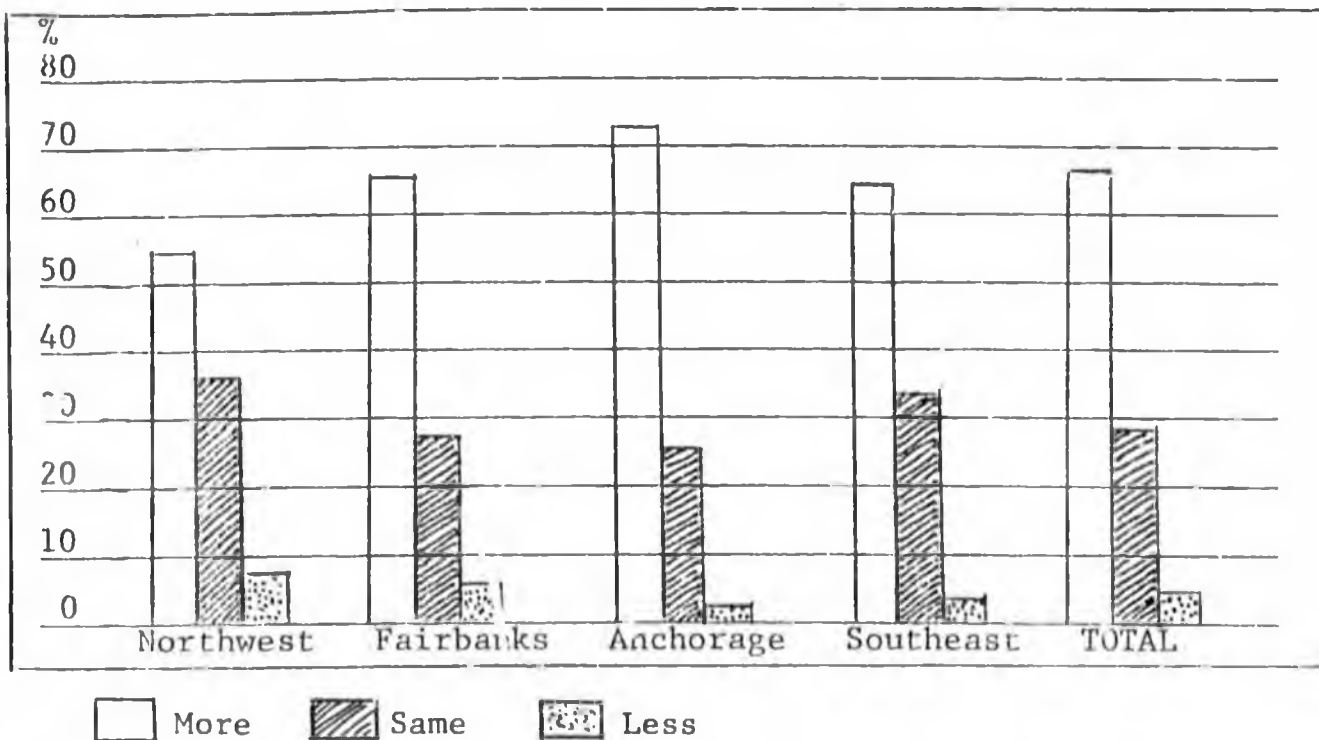


Figure 5. Perceived amount of crime compared to five years ago.

Although there is general agreement that crime is increasing faster than the population, there are regional differences. For example, 55% of respondents in the Northwest feel that crime is increasing faster than the population, as opposed to 72% of Anchorage respondents.

There are several possible explanations for this finding. We do not have data (either for volume of crime or reported victimization) for a five year period, so there is no way to compare actual increase with perceived increase. It may be that victimization in the Northwest region has been and continues to be high.

Secondly, the Northwest has not experienced the population increase or the high level of transiency found in Anchorage. (Only 3% of Northwest respondents had lived in the region for a period of less than three years, while 79% had lived there for sixteen years or longer. In Anchorage, 18% had been there for less than three years, and 29% for sixteen years or longer). It has been suggested that transients who came from high crime areas may be answering the question on the basis of crime increase experienced elsewhere.

It has also been suggested that the greater perceived crime rates in the urban areas are the result of media coverage rather than actual volume of crime.

In Anchorage and Fairbanks, where data on both crime and population is available for the past three years, crime actually has increased slightly faster than population.

Perceptions of "organized" and "white collar" crime were also examined.

Do you feel that "organized crime" is a major problem in Alaska in the sense that "big time" Mafia or hoodlum elements with strong financial backing and political power are gaining a foothold?

Sixty-four percent of respondents replied that organized crime is a problem. Regional differences ranged from 70% in Anchorage to 52% in Southeast.

"White collar crime" is usually defined as embezzlement, forgery, and related fraudulent activity which is generally not physical in nature. Do you feel that "white collar crime" is a problem in Alaska?

Sixty-one percent perceive white collar crime as a problem, with regional differences ranging from 65% in Anchorage to 51% in Southeast.

Perception of juvenile crime was addressed as follows:

What percentage of serious crimes (such as robbery, assault, burglary and theft) do you think juveniles are responsible for?

22% of respondents felt that juveniles account for 0-25% of serious crime, 45% felt they account for 26 to 50%; 28% felt juveniles account for from 51 to 75% of crime; 5% attributed from 76 to 100% of all serious crime of juveniles.

In a similar question, respondents were asked

What percentage of adults do you think commit illegal acts for which they could receive a jail sentence if they were caught?

Thirty-two percent of respondents felt that up to one-quarter of adults commit such illegal acts and are not caught; 37% think that from 26 to 50% of adults do; 18% think that from 51 to 75% of adults commit illegal acts; an additional 12% think that from three-quarters to 100% of adults do.

¹ Juveniles accounted for 30% of all arrests reported in 1976 and 51% of arrests for "serious" crimes. (Crime in Alaska, 1976, Criminal Justice Planning Agency)

Two questions dealt with perceived basic causes of crime, Again, unfortunately, the computer program "lumped" all multiple responses, permitting us to examine only the replies of those who identified one basic cause of crime. The questions were as follows:

What do you think is the basic cause of crimes against people such as assault, murder, rape, etc.?

What do you think is the basic cause of crimes against property, such as burglary, theft, vandalism, etc.?

Tables 19 and 20 show responses for the total sample, and by region.

Table 19

Basic Cause: Crimes Against People

	<u>Total</u>	<u>Northwest</u>	<u>Fairbanks</u>	<u>Anchorage</u>	<u>Southeast</u>
Economic/Environmental/Social Pressures	8%	4%	8%	7%	12%
Justice System fails to Punish	23	14	22	26	24
Alcohol	5	22	3	0	3
Drugs	1	<1	2	1	3
Personal Fault	20	12	21	21	16
Combination of Responses	44	46	43	44	43

Table 20

Basic Cause: Crimes Against Property

	<u>Total</u>	<u>Northwest</u>	<u>Fairbanks</u>	<u>Anchorage</u>	<u>Southeast</u>
Econ/Env/Social Pressures	18%	22%	25%	14%	21%
Justice Sys. Fails to Punish	27	16	23	31	29
Alcohol	3	13	1	0	1
Drugs	3	0	3	5	1
Personal Fault	11	9	13	9	14
Combination of Responses	39	41	35	41	36

For crimes against both persons and property, the most frequent "cause" mentioned was the perceived failure of the justice system to punish crime. This perception has at least two possible explanations. The first, and more likely, is that people feel that the justice system is not serving a deterrent function (there are too few convictions for the number of crimes committed so that people feel they can "get away with murder"). The second is that people may feel that most crime is committed by recidivists (repeat offenders) who have not been sufficiently punished to deter them from future crime.

Regional differences show that respondents in the Northwest are less likely to blame the justice system than respondents in the more urban areas.

The most striking regional difference was found in the area of alcohol use as the basic cause of crime. Respondents in the Northwest, but not in the other areas, saw it as a cause of both crimes against people (22% of respondents) and against property (13% of respondents). At the other extreme, not one respondent in Anchorage saw alcohol alone as the basic cause of crime.¹

Respondents were also asked what they think "keeps people honest."

"What do you think stops most people from turning to illegal means to get what they want?"

¹ Incidentally, a question was included in the survey for use by the State Office of Alcoholism. It was: "Would you favor legislation which would further restrict the hours liquor stores and bars are open? Present law requires they be closed between the hours of 5:00 AM and 8:00 AM." 63% of respondents in the Northwest, as opposed to 51% in each other region would support such legislation.

Respondents were presented the following alternatives: Fear of publicity and exposure, Fear of being fined, Fear of going to jail, Fear of injury or victim retaliation, Personal morality, and Learned habit. For each possible answer they were asked to indicate whether the reason is "Very strong", "Fairly strong", "Maybe a reason", or "Probably not a reason". Table 13 in Appendix C shows the specific responses. Figure 6, below, shows the combined "Very strong" and "Fairly strong" responses.

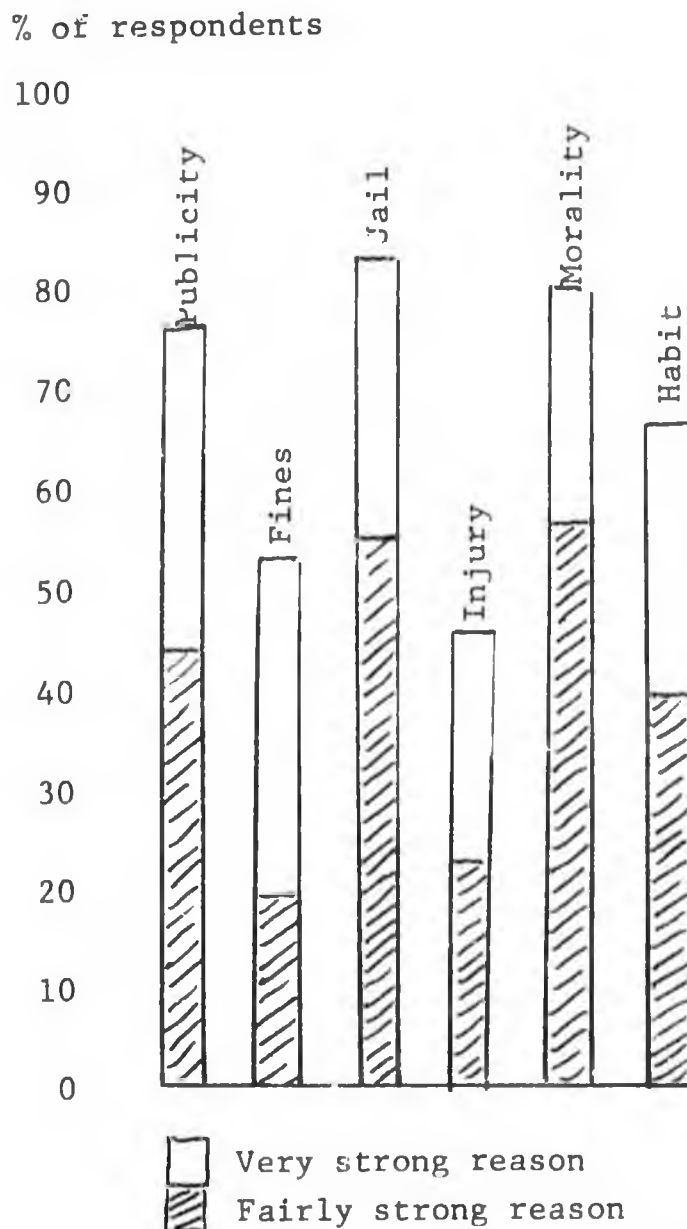


Figure 6 . What prevents most people from crime?

"Fear of going to jail" and "Personal morality" are seen as the most important, and approximately equal deterrants to crime.

V. RECOMMENDED SENTENCES

Sentencing practices have received a good deal of scrutiny in the recent past from both public and media. The 1975 Rowan Survey asked: "What are the major problems with the justice system?" Light sentencing was by far the most frequently mentioned problem.

The 1976 survey attempted to take a closer look at public attitudes toward sentencing asking respondents to "judge" according to the following instructions:

Listed below is a series of offenses and a scale of different possible types of punishment for people convicted of committing those offenses. Please indicate what you feel the basic average sentence should be for a first conviction for each offense listed.

Respondents were given the following list of possible sentences:

No penalty/fine/probation
30 to 90 days in jail
91 days to 1 yr in jail
1 year to five years in jail
5 years to 10 years in jail
10 to 20 years in jail
20 to 50 years in jail
Life Sentence/Death
No opinion

PERCENTAGES CHOOSING EACH SENTENCE TYPE FOR EACH OFFENSE

TABLE 21

OFFENSES	No Penalty Fine/Probation	30-90 Days	91 Days-1. Year	1-5 Years	5-10 Years	10-20 Years	20-50 Years	Life Sentence/ Death	No Opinion
	%	%	%	%	%	%	%	%	%
Shoplifting	40	41	12	3	1	<1	0	0	4
Theft	19	41	25	11	2	1	<1	0	2
Vandalism	13	39	27	15	2	1	<1	0	2
Assault	6	27	29	26	6	1	1	0	3
Burglary	2	18	33	32	10	2	1	0	2
Fraud/Forgery	5	16	31	33	9	2	1	0	4
Sale of Marijuana	35	15	11	14	7	4	1	1	12
Sale, Hard Drugs	6	9	12	26	19	10	6	7	5
Illegal Drug Use	28	14	13	16	7	3	2	1	15
Gambling	52	18	6	5	<1	<1	<1	0	19
Prostitution	52	15	8	5	2	<1	<1	<1	18
Robbery	<1*	5	12	35	27	12	5	2	1
Rape	<1	1	4	18	20	19	15	21	1
Murder	<1	<1	0	<1	2	5	13	77	2

* (<1=less than 1%)

They were asked to consider each of the following offenses.

- Shoplifting (\$200 or over in value)
- Theft (\$200 or over; stealing property in manner not threatening personal safety)
- Vandalism (Destruction of property over \$200 in value)
- Assault (Bodily harm, cuts and bruises, but not permanent disability)
- Burglary (Breaking and entering to steal property \$200 to \$1,000)
- Fraud/Forgery/Embezzlement (Individual activity, not organized, \$200 to \$1,000)
- Illegal sale of marijuana (Amount not to exceed purchaser's personal use)
- Illegal sale of "hard" drugs (Not to exceed purchaser's personal use)
- Use of illegal drugs by adults (Personal use)
- Gambling (\$500 or more involved, not organized crime)
- Prostitution (Self-employed, not organized crime)
- Robbery (Theft of property from people by force or weapon \$200 to \$1,000)
- Rape (Sexual assault of an adult by an adult involving forced intercourse)
- Murder (Pre-meditated taking of another person's life)

Table 21 shows percentage of respondents choosing each penalty for each of the fourteen offenses. Modal responses within three percent variance are highlighted. There was a wide range of responses for almost all offenses with a "fringe group" (less than one percent) calling for "no penalty" for the most serious offenses (murder, rape, robbery), balanced by an equal sized group calling for 20 - 50 years to life sentence for offenses such as vandalism or prostitution.

Offenses only described as "victimless" got high levels of "No Penalty" responses (Gambling, 52%; Prostitution, 52%; Illegal Drug Use, 28%; Sale of Marijuana, 35%.) These offenses were also similar in eliciting a high proportion of "No Opinion" responses (Sale of Marijuana, 12%; Illegal Drug Use, 15%; Prostitution, 18%; Gambling, 19%). This is in marked contrast to other offenses which ranged from 2% to 5% "No Opinion" responses.

In a further exploration of "victimless" crime, respondents were asked:

Should crimes, such as drug use, gambling, sexual behavior involving consenting adults in private quarters be considered criminal offenses, or is such behavior only a matter of personal morality?

The types of behavior listed were: prostitution, gambling, homosexuality, marijuana possession and use, and narcotic and barbiturate possession/use.

Percent of respondents judging each of these behaviors to be "criminal" (as opposed to "a matter of personal morality") is shown in Table 21.

Table 22

"Victimless Crimes"

	<u>% "criminal"</u>	<u>% personal morality</u>
Hard Drug Possession/Use	72%	28%
Marijuana Possession/Use	36	64
Prostitution	23	77
Gambling	22	78
Homosexuality	21	79

Regional differences in response are shown in Appendix C, Table 15.

SUMMARY OF FINDINGS

I. VICTIMIZATION

Victimization rates were highest for rural Alaska (Northwest sample) and lowest for Southeast Alaska.

At least 27% of unreported crime was not reported for reasons which could be affected by improvement of the justice system. 42% of unreported crime was for more serious offenses (excluding petty theft and vandalism).

Most Alaskans take routine precautions to avoid crime.

II. SOURCES OF PUBLIC ATTITUDES ABOUT THE CRIMINAL JUSTICE SYSTEM

Newspapers and television are the most frequently used sources of information about the Criminal Justice System. Books and education are perceived as the most reliable sources of information.

Many people in Alaska have had personal experience with the criminal justice system, but this experience is not considered to be the primary source of information about criminal justice.

Personal contact with criminal justice personnel is high, especially in rural Alaska (Northwest sample). People have dealt most frequently with police, next most frequently with court personnel and least frequently with Corrections. Personal contact with criminal justice personnel appears to be positively related to ratings of the skill of these personnel.

III. ATTITUDES TOWARD THE CRIMINAL JUSTICE SYSTEM

General Issues

- Most Alaskans favor a constitutional amendment to eliminate bail for the dangerous offender.
- Most Alaskans favor victim restitution over jail or fines.

- Alaskans favor increased efforts to investigate organized crime and white collar crime.
- Alaskans favor mandatory counseling for juvenile habitual status offenders, and do not believe they should be placed in correctional institutions.
- Most Alaskans feel that parents should be held responsible for the delinquent acts of their children.

Police Issues

- Alaskans believe every community of five hundred or more population should have a full-time resident police officer.
- Fifty-six percent of Alaskans believe that law enforcement should place more emphasis on patrol and arrest rather than innovative prevention activities. In rural (Northwest) and Southeast Alaska, a majority of the public favored emphasizing innovative preventive activities over traditional patrol and arrest activities.
- Most Alaskans believe that police should be able to join unions; individual participation should be optional; uniformed service unions are preferred over trade unions.

Courts Issues

- The major criticisms of the courts are that the guilty go free and that procedures are inefficient.
- Most Alaskans favor the use of legal negotiating boards rather than the courts to handle lesser offenses. Urban Alaskans favor legal boards more than rural Alaskans.
- Most Alaskans favor resident magistrates for rural Alaska rather than traveling district court judges.
- Judicial retention criteria should be based upon:
 - 1) Fairness, sense of justice
 - 2) Legal knowledge
 - 3) Knowledge of corrections, and
 - 4) Personal morality and character

Corrections Issues

- The public perceives corrections' failures as due to:
 - 1) Lack of money and resources
 - 2) Inmates lack of desire to change
 - 3) Lack of skill and effort by corrections staff

- Alaskans strongly support the rehabilitative role of Corrections (88%); a majority (54%) favor selective participation in programs.
- Most Alaskans favor the construction of a maximum security institution if the option of using out of state contract facilities is no longer available.

Criminal Justice Issues

- Most Alaskans rate the skill of criminal justice personnel as being adequate to very good. Corrections and juvenile justice personnel receive the lowest ratings.
- Most Alaskans (2/3) believe the criminal justice system does not discriminate against people for race, sex or age. Police are believed to discriminate more often than courts or corrections.

IV. PERCEPTIONS OF CRIME AND CRIMINALS

- Most people believe crime is rising faster than the population. Urban people believe crime is rising more than rural people do.
- Most Alaskans believe organized crime and white collar crime are serious problems in Alaska.
- Alaskans believe that juveniles are responsible for nearly half of all serious crime in Alaska.
- Alaskans feel that a high percentage of adults commit serious crimes which are not known to the criminal justice system.
- Alaskans feel that the basic causes of crime are:
 - 1) Justice system's failure to punish criminals
 - 2) Personal faults in the character of criminals
 - 3) Economic pressures are a significant factor for property crimes.

Alcohol is seen as a basic factor only in rural Alaska.

- A slight majority of Alaskans favor further restriction of the operating hours of liquor stores and bars. Further restriction is most favored in rural Alaska.
- Alaskans see fear of jail, personal morality and fear of publicity as the major deterrents of crime. Fines are not seen as a strong deterrent.

V. SENTENCING AND VICTIMLESS CRIME

- Most Alaskans favor sentences of five years or less for all crimes except rape and murder.
- Alaskans favor decriminalization of most victimless crime.

APPENDIX A

METHODOLOGICAL NOTE:

The state-wide survey of public opinion completed for the Criminal Justice Planning Agency by the Dittman Research Associates during the period December 1-21, 1976, was completed following the same basic criteria other well-planned state-wide studies have adhered to, with two notable exceptions:

- 1) The sample base--the number of individual respondents included in the sample--was much larger (1,017) compared to the much smaller number most commonly used (300-400). The larger number significantly reduces the "sampling error"* associated with the findings. From statistical theory (based on the characteristics of the normal distribution), it is known that the chance of error is related to the sample size--that is, as the sample size increases, the chance of such errors decreases. Larger samples offer a greater chance of including all variations in the heterogeneous population, therefore there is a greater likelihood the sample results will be more fully "representative" of the total population.
- 2) The geographic distribution or dispersion of the CJPA sample is unique. Most general state-wide studies include a sample plan based on the proportion of the population located in the different more or less distinct regions located throughout the State. In some cases it is appropriate, but most often a proportional

*Sampling error is defined as the difference between a sample value and the value which would have been obtained if the entire population had been interviewed. It is largely a function of the sample size and the homogeneity of the population.

sampling plan results in a serious under-representation of the rural or "bush" areas (in number of total interviews) due to the fact that the proportional population in those areas is much less than the more urban areas. As a result, the data base acquired from the rural portions of a proportional sample does not yield enough cases for meaningful statistical analysis. In order to overcome that possible shortcoming in this study, each of the four main geographical regions were sampled approximatedly equally--between 200-300 in each.

The Northern/Northwestern region (Barrow, Kotzebue, Nome and Bethel) were the source of 244 individual interviews; the Interior (Fairbanks), was the source of 217; Anchorage, 273; and the Southeastern cities of Juneau, Sitka and Ketchikan were the source of 283 separate interviews. This allocation of the total sample afforded sample sizes in each region sufficient for independent analysis, and then "weights" were applied to the total from each region to re-establish them in the correct proportional balance for the final, combined state-wide analysis.

The result of the large-scale effort described is that essentially five distinct reports are available--a separate description of the opinions and attitudes within each of the sample areas, and an over-all state-wide total. The total sample size is well over 2/3rds the size of the samples Lou Harris & Associates and the Gallup Organization use in their nation-wide surveys.

ACKNOWLEDGMENT:


Sincere appreciation is extended to the following individuals and organizations for their assistance in completing this study.

Mr. Mark Crowson
Mrs. Nora Guinn
Mr. George Sickle
Mr. Horace Heffner
Senator Joe Orsini
Public Defender Agency
Criminal Justice Center

and the

1,017 Alaskans who took
the time to provide the
essential information
upon which this entire
effort depended

Signed



David L. Dittman
Director of Research
DITTMAN RESEARCH ASSOCIATES

APPENDIX B
POPULATION CHARACTERISTICS

TABLE 1

AGE	%
18 - 24	15
25 - 34	35
35 - 49	35
50 - 64	14
65 and over	2

TABLE 2

LEVEL OF EDUCATION COMPLETED

Less than High School	10
Completed High School	24
Some College	24
College graduate	15
Post-graduate Education	13
Vocational Training	14

TABLE 3
TYPE OF EMPLOYMENT

Executive-Management	16%
Professional Service	34
Mfg., Construction, Trade	21
Homemaker	12
Armed Forces	2
Student	1
Subsistence hunting	1
Unemployed	5
Other	8

TABLE 4
GROSS INCOME

Under \$6,000	6
6,000 - 10,000	8
11,000 - 20,000	25
21,000 - 30,000	31
31,000 - 45,000	20
46,000 - 60,000	8
Over 60,000	2

TABLE 5
LENGTH OF TIME IN ALASKA

Less than 1 year	5%
1 - 3 years	17
4 - 6 years	13
7 - 10 years	14
11 - 15 years	12
16 years or more	40

TABLE 6
NUMBER OF PEOPLE IN HOUSEHOLD

One	7%
Two	21
Three	20
Four	25
Five	13
Six	7
Seven	4
Eight +	4

TABLE 7

NUMBER MINORS UNDER 13

None	50%
One	20
Two	19
Three	7
Four or more	4

TABLE 8

NUMBER MINORS 14 - 17

None	73
One	16
Two	9
Three	2
Four or more	1

APPENDIX C

TABLE 1

REASONS CRIME NOT REPORTED

	North- west	Fair- banks	Anch- orage	South- east	Total
Insufficient Proof	17%	23%	39%	31%	30%
Petty Crime	6	21	19	11	15
Police Can't Do Anything	4	23	22	26	18
Police Won't Do Anything	15	8	2	5	6
Fear of Criminal	14	3	2	3	6
Don't Know Who to Report to	9	0	0	0	2
Police Not Available	3	0	0	0	1
Personal Problem	24	15	5	13	12
Other	8	8	12	11	10

TABLE 2

PERCENT OF RESPONDENTS TAKING PRECAUTIONS AGAINST CRIME

	North- west	Fair- banks	Anch- orage	South- east	Total
Lock Home	80%	84%	88%	76%	84%
Lock Car	66	74	73	51	69
Mark Belongings	44	45	46	33	43
Own a Dog	40	24	28	16	38
Own Weapons	57	64	70	52	64
Restrict Freedom	50	52	49	34	47

TABLE 3

PERCENT OWNING WEAPONS FOR SELF PROTECTION

	North- west	Fair- banks	Anch- orage	South- east	Total
Handgun	21%	25%	24%	13%	22%
Longgun	22	16	12	7	14
Knife	17	12	8	4	9
Club	10	5	7	4	7

TABLE 4
MEANS OF MAINTAINING CONTROL

	North- west	Fair- banks	Anch- orage	South- east	Total
Gun, Threat of gun	9%	10%	4%	3%	5%
Knife, Threat of knife	8	3	2	2	3
Other Weapon or Threat	16	8	5	3	7
Use of Threat or Force	38	17	15	11	19

TABLE 5
RELIABILITY OF INFORMATION SOURCES

	RELIABLE		UNRELIABLE	
	Very	Fairly	Fairly	Very
Newspapers	10%	56%	26%	8%
Television	12	55	27	6
Family, Friends	7	33	45	15
Books, Education	22	60	13	5
Personal Experiences	41	44	11	4

TABLE 6

COMMUNITY SIZE FOR FULL-TIME POLICE OFFICER

# People in Community	North- west	Fair- banks	Anch- orage	South- east	Total
0 to 200	49%	42%	35%	44%	40%
201 to 600	19	29	44	37	36
601 to 1200	14	20	14	15	15
1201 to 2500	11	5	4	2	5
Over 2500	6	5	4	2	4

TABLE 7

PREFERRED ROLE OF POLICE

Preferred Role	North- west	Fair- banks	Anch- orage	South- east	Total
New Activities	18%	10%	7%	12%	10%
Apprehension and Patrol	18	14	11	10	13
Both--emphasize new activities	39	37	30	38	34
Both--emphasize apprehension	24	38	52	38	43

TABLE 8

GENERAL FEELINGS ABOUT COURT SYSTEM

	North- west	Fair- banks	Anch- orage	South- east	Total
Generally Positive	44%	28%	20%	31%	27%
Judges don't pay Attention	2	3	<1	2	1
Judges don't know Law	1	2	2	1	2
D.A.s not Trained	3	4	4	<1	2
Defense not Trained	0	3	0	1	1
Court Inefficient	6	21	19	12	16
Innocent get Punished	10	3	3	3	4
Guilty go Free	32	33	42	43	49
Combination of Above	3	3	9	7	7

TABLE 9

COURTS VS. NEGOTIATING BOARDS

	% CHOOSING COURT				% CHOOSING BOARD				% CHOOSING BOTH			
	N.W.	Fbx	Anc	S.E.	N.W.	Fbx	Anc	S.E.	N.W.	Fbx	Anc	S.E.
Divorce	41	20	21	27	35	64	65	65	24	16	14	13
Family Disputes	26	11	40	12	53	78	80	76	22	11	10	11
Small Claims	38	33	24	31	45	55	62	60	16	12	14	9
Juvenile Matters	38	30	37	40	41	51	41	43	20	19	22	16
Felonies against Property	73	82	82	89	12	7	8	4	16	11	10	7
Misdemeanors against Property	58	54	51	63	26	30	34	27	16	16	14	10

TABLE 10
CONSTRUCTION OF MAXIMUM SECURITY INSTITUTION

	North- west	Fair- banks	Anch- orage	South- east	Total
Favor, Not Within 30 Miles	28%	33%	36%	27%	33%
Favor, Within 30 Miles	38	48	44	46	44
Oppose	35	19	20	27	23

TABLE 11
PROFESSIONAL SKILL OF CRIMINAL JUSTICE PERSONNEL

	GOOD				POOR			
	N.W.	Fbx	Anc	S.E.	N.W.	Fbx	Anc	S.E.
Local Police	53	50	70	45	19	20	9	21
State Troopers	72	69	83	73	7	6	3	6
Public Defenders	54	36	96	38	15	17	15	15
Trial Court Judges	58	46	45	50	10	14	20	16
Supreme Court Judges	64	61	58	61	6	10	14	9
Magistrates	54	41	37	42	19	17	14	17
Prosecutors/D.A.s	58	37	36	43	11	23	28	16
Jail Personnel	43	29	20	30	24	35	43	21
Probation Officers	49	32	26	30	16	22	31	19
Juvenile Justice Personnel	40	27	25	23	27	36	29	36

TABLE 12

PERCENT OF RESPONDENTS WHO FEEL THAT
PEOPLE ARE NOT TREATED AS EQUALS

	<u>RACE</u>				<u>SEX</u>				<u>AGE</u>			
	N.W.	Fbx	Anc	S.E.	N.W.	Fbx	Anc	S.E.	N.W.	Fbx	Anc	S.E.
Police	52%	48%	40%	48%	43%	43%	34%	38%	43%	45%	40%	48%
Courts	36	39	35	36	28	37	32	29	32	35	35	41
Corrections	34	35	38	40	26	36	35	30	33	38	39	40

TABLE 13

REASONS FOR NOT COMMITTING CRIME

Reason	Very Strong	Fairly Strong	Maybe	Probably not a Reason
Fear of publicity	44%	32%	17%	7%
Fear of Fines	19	34	31	17
Fear of jail	55	28	12	5
Fear of injury	22	23	36	20
Personal morality	56	24	13	7
Learned habit	39	29	23	11

TABLE 14

PERCENT DESCRIBING CERTAIN "VICTIMLESS"
CRIMES AS "CRIMINAL" BY REGIONAL AREA

Behavior	Northwest	Fairbanks	Anchorage	Southeast
Prostitution	38%	21%	21%	19%
Gambling	28	28	23	18
Homosexuality	39	18	18	14
Marijuana Possession/Use	33	29	39	36
Narcotic/Barbituate Possession/Use	69	65	74	79