

HB

629

THE LEGISLATURE OF THE STATE OF ALASKA
ELEVENTH LEGISLATURE

FISCAL NOTE

I. REQUEST

Bill/Resolution No. Committee Substitute for H.R. 629
 Title An act relating to Community Schools
 Requested by H.E.S.S. Committee Date February 28, 1980

II. FISCAL DETAIL

Agency Affected Education
 Program Category Affected Foundation Support programs
 BRU, Program, or Subprogram(s) Affected Community Schools
 (Note: If more than one budget component is affected, separate line-item amounts and funding for each component in the analysis section.)

EXPENDITURES (Thousands of Dollars)

	FY 80	FY 81	FY 82	FY 83	FY 84	FY 85
100 PERSONAL SERVICES		4,734.0	5065.4	5420.0	5700.4	6205.3
200 TRAVEL						
300 CONTRACTUAL						
400 COMMODITIES						
500 EQUIPMENT						
600 LAND & STRUCTURES						
700 GRANTS, CLAIMS, ETC.						
TOTAL						

FUNDING (Thousands of Dollars)

	FY 80	FY 81	FY 82	FY 83	FY 84	FY 85
GENERAL FUND		4,734.0	5065.4	5420.0	5799.4	6205.3
FEDERAL FUNDS						
OTHER (Specify Fund Source)						

POSITIONS

	FY 80	FY 81	FY 82	FY 83	FY 84	FY 85
FULL TIME						
PART TIME						
TEMPORARY						

III. ANALYSIS (See Fiscal Note Preparation Instructions, Section III)

FY'81 cost reflects establishment of 10.0 base or one percent floor as contained in the proposed bill. For FY'82 and thereafter costs are reflected with a 7% inflationary cost factor.

The figures projected here do not take into consideration a possible change in the foundation support.

IV. DATE February 28, 1980 PREPARED BY William D. Thomas
 AGENCY Education

Original: Legislative Finance PHONE 465-2800

cc: Budget and Management
 Prime Sponsor (First Legislator Named)

District/REAA

Found. Supp.

Found. Suppt.
10,000 Min.

Local Match

State Match

Anchorage	752,277	752,277	752,277	752,277
Bristol Bay	13,302	13,302	13,302	13,302
Cordova	18,706	18,706	18,706	18,706
Craig	7,137	10,000	10,000	10,000
Dillingham	20,416	20,416	20,416	20,416
Fairbanks	236,213	236,213	236,213	236,213
Galena	12,430	12,430	12,430	12,430
Haines	15,918	15,918	15,918	15,918
Hoonah	9,755	10,000	10,000	10,000
Hydaburg	5,643	10,000	10,000	10,000
Juneau	103,716	103,716	103,716	103,716
Kake	9,043	10,000	10,000	10,000
Kenai	174,464	174,464	174,464	174,464
Ketchikan	62,329	62,329	62,329	62,329
King Cove	7,296	10,000	10,000	10,000
Klawock	2,631	10,000	10,000	10,000
Kodiak	82,777	82,777	82,777	82,777
Mat-Su	126,281	126,281	126,281	126,281
Nenana	10,876	10,876	10,876	10,876
Nome	40,381	40,381	40,381	40,381
North Slope	93,678	93,678	93,678	93,678
Pelican	2,705	10,000	10,000	10,000
Petersburg	17,602	17,602	17,602	17,602
Sand Point	5,980	10,000	10,000	10,000
Sitka	45,346	45,346	45,346	45,346
Skagway	7,015	10,000	10,000	10,000
St. Mary's	9,189	10,000	10,000	10,000
Unalaska	11,364	11,364	11,364	11,364
Valdez	33,247	33,247	33,247	33,247
Wrangell	15,814	15,814	15,814	15,814
Yakutat	8,753	10,000	10,000	10,000
Total District	1,962,212	1,997,137	1,997,137	1,997,137

REAA

Adak	9,716	10,000	10,000	10,000
Alaska Gateway	22,802	22,802	22,802	22,802
Aleutian Chain	15,196	15,916	15,916	15,916
Annette Island	5,254	10,000	10,000	10,000
Bering Strait	43,795	43,795	43,795	43,795
Chatham	8,000	10,000	10,000	10,000
Chugach	3,265	10,000	10,000	10,000
Copper River	24,090	24,090	24,090	24,090
Delta Greely	20,881	20,881	20,881	20,881
Iditarod	24,918	24,918	24,918	24,918
Kuspuk	29,859	29,859	29,859	29,859
Lake and Peninsula	36,199	36,199	36,199	36,199
Lower Kuskokwim	111,809	111,809	111,809	111,809
Lower Yukon	59,585	59,585	59,585	59,585
Northwest Arctic	80,125	80,125	80,125	80,125
Pribilof	8,470	10,000	10,000	10,000
Railbelt	18,075	18,075	18,075	18,075
Southeast Island	20,229	20,229	20,229	20,229
Southwest Region	39,648	39,648	39,648	39,648
Yukon Flats	29,672	29,672	29,672	29,672
Yukon Koyukuk	37,390	37,390	37,390	37,390
Total REAA's	648,978	664,273	664,273	664,273
Total All	2,611,190	2,661,410	2,661,410	2,661,410

#2

District/REAA	1% Found. Support	1% Found. Support with \$10,00 Floor	1% Local Match	1% State Match
---------------	----------------------	--	-------------------	-------------------

District

Anchorage	\$616,099	\$616,099	\$616,099	\$616,099
Bristol Bay	10,185	10,185	10,185	10,185
Cordova	14,878	14,878	14,878	14,878
Craig	5,826	10,000	10,000	10,000
Dillingham	16,672	16,672	16,672	16,672
Fairbanks	191,637	191,637	191,637	191,637
Galena	8,880	10,000	10,000	10,000
Haines	13,059	13,059	13,059	13,059
Hoonah	7,834	10,000	10,000	10,000
Hydaburg	4,125	10,000	10,000	10,000
Juneau	87,538	87,538	87,538	87,538
Kake	7,223	10,000	10,000	10,000
Kenai	126,656	126,656	126,656	126,656
Ketchikan	53,405	53,405	53,405	53,405
King Cove	6,182	10,000	10,000	10,000
Klawock	2,751	10,000	10,000	10,000
Kodiak	69,228	69,228	69,228	69,228
Mat-Su	99,588	99,588	99,588	99,588
Nenana	8,398	10,000	10,000	10,000
Nome	31,955	31,955	31,955	31,955
North Slope	67,147	67,147	67,147	67,147
Pelican	2,110	10,000	10,000	10,000
Petersburg	14,466	14,466	14,466	14,466
Sand Point	6,699	10,000	10,000	10,000
Sitka	38,832	38,832	38,832	38,832
Skagway	6,071	10,000	10,000	10,000
St. Mary's	7,894	10,000	10,000	10,000
Unalaska	7,049	10,000	10,000	10,000
Valdez	25,621	25,621	25,621	25,621
Wrangell	12,788	12,788	12,788	12,788
Yakutat	6,835	10,000	10,000	10,000

REAA

Adak	22,733	22,733	22,733	22,733
Alaska Gateway	25,638	25,638	25,638	25,638
Aleutian	17,156	17,156	17,156	17,156
Annette	13,052	13,052	13,052	13,052
Bering Strait	38,774	38,774	38,774	38,774
Chatham	10,534	10,534	10,534	10,534
Chugach	3,400	10,000	10,000	10,000
Copper River	27,542	27,542	27,542	27,542
Delta/Greely	33,674	33,674	33,674	33,674
Iditarod	28,286	28,286	28,286	28,286
Kuspuk	34,109	34,109	34,109	34,109
Lake and Peninsula	38,672	38,672	38,672	38,672
Lower Kuskokwim	110,394	110,394	110,394	110,394
Lower Yukon	65,100	65,100	65,100	65,100
Northwest Arctic	89,585	89,585	89,585	89,585
Pribilof	11,684	11,684	11,684	11,684
Railbelt	19,336	19,336	19,336	19,336
Southeast Island	26,196	26,196	26,196	26,196
Southwest Region	38,112	38,112	38,112	38,112
Yukon Flats	30,413	30,413	30,413	30,413
Yukon Koyukuk	46,246	46,246	46,246	46,246

Total	\$2,308,327	\$2,366,990	\$2,366,990	\$2,366,990
-------	-------------	-------------	-------------	-------------

MINUTES
House HESS Committee Meeting
2/14/80

Members present:

Buchholdt, Chair
Miles
Chatterton
Hurlburt
Barnes

The meeting consisted of a hearing and mark-up session on HB 629.

- 106 Linda Layfied, Director of the Juneau Community Schools program voiced her support for the bill and described some of the various courses that are offered through Community Schools in Juneau.

The Chair suggested that the Committee members go over the bill and suggest possible ways of improving it.

There followed a discussion of how evaluation should be written into the bill. It was finally decided that the Committee would wait for the recommendations of the DOE auditors currently evaluating the Community Schools program.

There was then discussion of a proposal of Rep. Munson to require documentation of local matching funds sources. Joe McGill, of DOE, said that he would get the commissioner's clarification on whether or not this was currently required under statute.

There was a discussion of what could constitute in kind contributions to the local match part of the funding. Rep. Chatterton suggested that supplies, energy costs, janitorial costs and other such services should be included in the definition of in-kind contributions. It was generally agreed that this would be good.

There was then a discussion of how the legislature could implement its intent that travel outside of the community not be included in the definition of community school courses that state money could be spent on. It was generally agreed that the existing Title was specific enough, but that an additional DOE regulation would take care of the travel problem.

- 551 Rep. Chatterton moved for unanimous consent that staff be asked to prepare the language for an additional section in the bill to fund evaluation of the program by DOE and localities. The amendment would include a provision stating that the report must be submitted to the 12 Legislature by the 15th day of the Session. The motion passed.

- 747 Rep. Chatterton suggested another amendment to raise the state's contribution from 2% to 3% and to provide that the state would never pay more than a locality contributed to the community schools program. There was much discussion of this amendment, and general disagreement among the other Committee members with Rep. Chatterton's amendment. Rep. Chatterton withdrew the second part of his amendment, and eventually withdrew the first half of the amendment as well.

The Chair noted, as the meeting was coming to a close, that by Monday, she would try to have the auditor's report, and the language for amendments dealing with evaluation and a definition for in-kind contributions.

Rep. Chatterton asked that clarification of the percentage given by the state to localities after the third year of program operation also be provided.

The meeting was adjourned.

MINUTES
House HESS Committee
2/13/80

Members present:

Buchholdt, Chair
Munson
Chatterton
Barnes

- 1096 The meeting consisted of a teleconference on HB 629, a bill relating to the funding of community schools.
The following people gave the following testimony:

Ms. Carpenter, Bethel City Council

Ms. Carpenter expressed her strong support for community schools because the system is greatly responsive to community needs. In Bethel, it is a welcome relief from the trials of a long winter without much other recreation for leisure time. Ms. Carpenter stated that there was a need for continued funding from the state. Rep. Munson asked if Ms. Carpenter thought there was any overlap between the community schools and the community college systems. Ms. Carpenter stated that each system served different functions within the community.

Paul Sterling, President, Nome School Board

Mr. Sterling voiced a "yes" to HB 629, stating that the community school system "greatly enhanced community environment". Mr. Sterling also noted that state funding was needed to continue the community schools program.

Leroy Owens, Asst. Superintendent, Southwest Regional Schools (Dillingham)

Mr. Owens suggested that districts, especially REAAs, be allowed to incorporate community school funds with other funds provided under the Foundation Program so that together, the total amount of funds could be used to provide program services, based on the individual community's needs. He advocated this approach, he stated, because of a need for coordination among the various programs, and a need for long-range planning and direction of programs.

Mr. Owens' testimony prompted discussion about whether community schools funding should be considered a part of basic education, as some of the other programs that Mr. Owens was referring to, would be.

Melissa Strombe, Northwest Artic School District

Ms. Strombe stated that HB 629 was "financially inadequate" for her district's needs since there would be no substantial increase in state funding for localities.

The Chair responded that the idea behind community schools was that the locality should provide more money, not the state. This prompted discussion about what the original concept of community schools had been, and what it was today.

Dr. Doug Dralle, Sitka Parks and Recreation

Dr. Dralle supported community schools because of their wide variety of courses and the large numbers of people that they serve.

Dennis Daggett, Kenai Community School Advisory Board

Mr. Daggett expressed his support for the bill, and asked the legislature not to cut back funding for Kenai. Under questioning, he noted that although Kenai is not presently contributing to the funding of community schools, it will be contributing one third of the cost next year.

Jennifer Baggett, Big Lake Comm. School Advisory Council (Wasilla)

Ms. Baggett stated that the state should provide total funding for community schools.

Karl Pojhola, Asst. Superintendent, Kodiak School District

Mr. Pojhola noted that it was not always easy to figure out where local funding dollars came from. There was plenty of money in the Kodiak community schools from Kodiak, but it was not easy to figure out exactly how much came from each local source.

Lisa Menter, Andy Preston, Joy Winneston, Desmond Miller (Sitka)

Ms. Menter and her students expressed their support for the bill.

Daryl Hargraves, Superintendent, Nome public schools

Mr. Hargraves voiced his support for the bill because community schools help other community groups provide their services to a locality, without increasing their funds.

Harry Purdy, Superintendent, Dillingham City schools

Mr. Purdy suggested that the Committee amend the bill to provide total funding for those community without the necessary resources to provide the locality's portion of the funding necessary to run the community school system.

Dan Harman (Sitka)

Mr. Harman stated that the community schools provided several opportunities for new learning and social experiences.

Ken Kassner, Homer Community Schools

Mr. Kassner noted that the community schools were "a terrific umbrella organization". He further noted that they had "injected vitality" into the community college system.

Nel Fite, Big Lake Comm. Sch. Advisory Council (Wasilla)

Ms. Fite noted her support for HB 629.

Ian Fulk, Kodiak Parks & Recreation Director

Mr. Fulk detailed the various sports programs offered in the Kodiak community schools.

Pauline Chanel, Bethel Advisory Board

Ms. Chanel voiced her support for the bill because it would help people of all ages in the community.

Karen Dimond, Sitka

Ms. Dimond noted that she and her friends "love community schools", and that almost everyone she knows derives some benefit from them.

Beverly Kroner, Director, Kenai Comm. School

Ms. Kroner urged "longterm baseline funding" for community schools.

Gary Stevens, Kodiak Community College

Mr. Stevens noted that the level of cooperation between Kodiak community schools and the Kodiak Community College was very high.

Nix Charles, Jr. (Bethel)

Mr. Nix noted that the community schools program provides a very important use of local tv and radio, and gives people access to these community services.

Mary Holden, Kodiak local arts council

Ms. Holden noted that without community schools, Kodiak would lose a lot of "great programs".

Julie Gorham, Kuskokwim Comm. College (Bethel)

Ms. Gorham voiced her support for HB 629.

Leut. John Schoenz, Kodiak

Lieut. Schoenz voiced his support for the bill.

new
tape

Chuck Evans, Kodiak

Mr. Evans stated that community schools were the best program that he had seen in his 28 years in the "education business". He stated that a "firm support base" was needed so that localities would not have to worry each year about where their funding was coming from.

The meeting was adjourned.

District/REAA

42

	1% Found. Support	1% Found. Support with \$10,000 Floor	1% Local Match	1% State Match	
--	----------------------	---	-------------------	-------------------	--

District

Anchorage	\$616,099	\$616,099	\$616,099	\$616,099	\$1,848,297
Bristol Bay	10,185	10,185	10,185	10,185	30,555
Cordova	14,878	14,878	14,878	14,878	44,634
Craig	5,826	10,000	10,000	10,000	30,000
Dillingham	16,672	16,672	16,672	16,672	50,016
Fairbanks	191,637	191,637	191,637	191,637	574,911
Galena	8,880	10,000	10,000	10,000	30,000
Haines	13,059	13,059	13,059	13,059	39,177
Hoonah	7,834	10,000	10,000	10,000	30,000
Hydaburg	4,125	10,000	10,000	10,000	30,000
Juneau	87,538	87,538	87,538	87,538	262,614
Kake	7,223	10,000	10,000	10,000	30,000
Kenai	126,656	126,656	126,656	126,656	379,968
Ketchikan	53,405	53,405	53,405	53,405	160,215
King Cove	6,182	10,000	10,000	10,000	30,000
Klawock	2,751	10,000	10,000	10,000	30,000
Kodiak	69,228	69,228	69,228	69,228	207,684
Mat-Su	99,588	99,588	99,588	99,588	298,764
Nenana	8,398	10,000	10,000	10,000	30,000
Nome	31,955	31,955	31,955	31,955	95,865
North Slope	67,147	67,147	67,147	67,147	201,441
Pelican	2,110	10,000	10,000	10,000	30,000
Petersburg	14,466	14,466	14,466	14,466	43,398
Sand Point	6,699	10,000	10,000	10,000	30,000
Sitka	38,832	38,832	38,832	38,832	116,496
Skagway	6,071	10,000	10,000	10,000	30,000
St. Mary's	7,894	10,000	10,000	10,000	30,000
Unalaska	7,049	10,000	10,000	10,000	30,000
Valdez	25,621	25,621	25,621	25,621	76,863
Wrangell	12,788	12,788	12,788	12,788	38,364
Yakutat	6,835	10,000	10,000	10,000	30,000

REAA

Adak	22,733	22,733	22,733	22,733	68,199
Alaska Gateway	25,638	25,638	25,638	25,638	76,914
Aleutian	17,156	17,156	17,156	17,156	51,468
Annette	13,052	13,052	13,052	13,052	39,156
Bering Strait	38,774	38,774	38,774	38,774	116,322
Chatham	10,534	10,534	10,534	10,534	31,602
Chugach	3,460	10,000	10,000	10,000	30,000
Copper River	27,542	27,542	27,542	27,542	82,626
Delta/Greely	33,674	33,674	33,674	33,674	101,022
Iditarod	28,286	28,286	28,286	28,286	84,858
Kuspuk	34,109	34,109	34,109	34,109	102,327
Lake and Peninsula	38,672	38,672	38,672	38,672	116,016
Lower Kuskokwim	110,394	110,394	110,394	110,394	331,182
Lower Yukon	65,100	65,100	65,100	65,100	195,300
Northwest Arctic	89,585	89,585	89,585	89,585	268,755
Pribilof	11,684	11,684	11,684	11,684	35,052
Railbelt	19,336	19,336	19,336	19,336	58,008
Southeast Island	26,196	26,196	26,196	26,196	78,588
Southwest Region	38,112	38,112	38,112	38,112	114,336
Yukon Flats	30,413	30,413	30,413	30,413	91,239
Yukon Koyukuk	46,246	46,246	46,246	46,246	138,738
Total	\$2,308,327	\$2,366,990	\$2,366,990	\$2,366,990	

Funds - 3%

THE LEGISLATURE OF THE STATE OF ALASKA
ELEVENTH LEGISLATURE

FISCAL NOTE

I. REQUEST

Bill/Resolution No. Committee Substitute for H.B. 629
 Title An act relating to Community Schools
 Requested by H.E.S.S. Committee Date April 21, 1980

II. FISCAL DETAIL

Agency Affected Education
 Program Category Affected Foundation Support Programs
 BRU, Program, or Subprogram(s) Affected Community Schools

(Note: If more than one budget component is affected, separate line-item amounts and funding for each component in the analysis section.)

EXPENDITURES (Thousands of Dollars)

	FY 80	FY 81	FY 82	FY 83	FY 84	FY 85
100 PERSONAL SERVICES						
200 TRAVEL						
300 CONTRACTUAL						
400 COMMODITIES						
500 EQUIPMENT						
600 LAND & STRUCTURES						
700 GRANTS, CLAIMS, ETC.		3,021.3	3,281.3	3,511.0	3,756.8	\$4,019.7

TOTAL

FUNDING (Thousands of Dollars)

GENERAL FUND		3,021.3	3,281.3	3,511.0	3,756.8	\$4,019.7
FEDERAL FUNDS						
OTHER (Specify Fund Source)						

POSITIONS

FULL TIME						
PART TIME						
TEMPORARY						

III. ANALYSIS (See Fiscal Note Preparation Instructions, Section III)

FY'81 cost reflects establishment of 10.0 base or .5 percent floor as contained in the proposed bill. FY'82 is based upon .5 percent of a 52 million dollar increase in the foundation support. FY'83, '84, '85, are based upon a 7% inflationary cost.

IV. DATE April 21, 1980 PREPARED BY William D. Thomas
 AGENCY Education
 PHONE 465-2800
 Original: Legislative Finance
 cc: Budget and Management
 Prime Sponsor (First Legislator Named)

<u>District</u>	.5%	.5%	.5%	.5%
	Found. Supp.	Found. Supp. \$10,000 Min.	Local Match	State Match
Anchorage	376,138	376,138	376,138	376,138
Bristol Bay	6,651	10,000	10,000	10,000
Cordova	9,353	10,000	10,000	10,000
Craig	3,568	10,000	10,000	10,000
Dillingham	10,208	10,208	10,208	10,208
Fairbanks	118,106	118,106	118,106	118,106
Galena	6,215	10,000	10,000	10,000
Haines	7,959	10,000	10,000	10,000
Hoonah	4,878	10,000	10,000	10,000
Hydaburg	2,821	10,000	10,000	10,000
Juneau	51,858	51,858	51,858	51,858
Kake	4,522	10,000	10,000	10,000
Kenai	87,232	87,232	87,232	87,232
Ketchikan	31,165	31,165	31,165	31,165
King Cove	3,648	10,000	10,000	10,000
Klawock	1,316	10,000	10,000	10,000
Kodiak	41,389	41,389	41,389	41,389
Mat-Su	63,140	63,140	63,140	63,140
Nenana	5,438	10,000	10,000	10,000
Nome	20,191	20,191	20,191	20,191
North Slope	46,839	46,839	46,839	46,839
Pelican	1,352	10,000	10,000	10,000
Petersburg	8,801	10,000	10,000	10,000
Sand Point	2,954	10,000	10,000	10,000
Sitka	22,673	22,673	22,673	22,673
Skagway	3,508	10,000	10,000	10,000
St. Mary's	4,594	10,000	10,000	10,000
Unalaska	5,682	10,000	10,000	10,000
Valdez	16,623	16,623	16,623	16,623
Wrangell	7,907	10,000	10,000	10,000
Yakutat	4,376	10,000	10,000	10,000
Total Districts	981,105	1,075,562	1,075,562	1,075,562

REAA

Adak	11,141	11,141	11,141	11,141
Alaska Gateway	13,241	13,241	13,241	13,241
Aleutian Chain	8,556	10,000	10,000	10,000
Annette Island	6,532	10,000	10,000	10,000
Bering Strait	26,379	26,379	26,379	26,379
Chatham	5,688	10,000	10,000	10,000
Chugach	1,065	10,000	10,000	10,000
Copper River	13,703	13,703	13,703	13,703
Delta/Greely	16,028	16,028	16,028	16,028
Iditarod	15,175	15,175	15,175	15,175
Kuspuk	17,615	17,615	17,615	17,615
Lake and Peninsula	21,599	21,599	21,599	21,599
Lower Kuskokwim	67,902	67,902	67,902	67,902
Lower Yukon	39,426	39,426	39,426	39,426
Northwest Arctic	51,444	51,444	51,444	51,444
Pribilof	6,110	10,000	10,000	10,000
Railbelt	10,547	10,547	10,547	10,547
Southeast Island	13,971	13,971	13,971	13,971
Southwest Region	24,962	24,962	24,962	24,962
Yukon Flats	17,606	17,606	17,606	17,606
Yukon Koyukuk	24,370	24,370	24,370	24,370
Total REAA's	413,860	413,860	413,860	413,860
Total Dist. & REAA's	1,394,965	1,510,671	1,510,671	1,510,671

TRI-ANNUAL REPORT

Center: Alaska Department of Education

Report Period:

July-Oct. _____

Nov.-Feb. XXXXX

March-June _____

GOAL A TO DEVELOP A GREATER AWARENESS AND UNDERSTANDING OF COMMUNITY EDUCATION
THROUGHOUT THE REGION

SA1. Present information about Community Education to different audiences upon request.

Verification: formal presentations about Community Education were made to the following audiences:

- * Alaska Association of School Administrators (10)
- * Alaska School Boards Association (15)
- * Mat-Su School Board (5)
- * Copper River School Board (5)
- * ACE Advisory Board

SA2. Present information about Community Education to university/community college classes, faculty members, and individual students at every opportunity.

Verification: Community Education information presented at:

- * Sheldon Jackson College (1)
- * University of Alaska, Juneau (2)
- * Individual students (11)
- * Alaska Pacific University (2)
- * Copper River School District (15)

SA3. Assist in the development of conferences, seminars, or institutes to acquaint people with Community Education.

Verification: Assisted in planning and conducting:

- * Inservice with Copper River School Board and Community

SA4. Distribute and/or display available Community Education materials as deemed appropriate.

Verification: The center has distributed some 425 individual pieces of written material pertaining to Community Education. Materials were also distributed at several Community Education workshops.

GOAL B TO PROVIDE CONSULTATION IN SUPPORT OF THE DEVELOPMENT AND/OR EXPANSION OF COMMUNITY EDUCATION PROGRAMS

SB1. Respond to requests for consultant assistance from communities, institutions, organizations, and agencies.

Verification: The center has answered requests for consultant services from nine (9) local communities and agencies/institutions.

<u>Agencies/Institutions</u>	<u>Districts</u>	
* Alaska Community Education Assoc.	* Fairbanks	* Sitka
* Alaska Pacific University	* Valdez	* Hydaburg
* University of Alaska	* Anchorage	
	* Cordova	
	* Copper River	
	* Mat-Su	
	* Klawock	

SB2. Assist in the development of new Community School programs.

Verification: Assisted in the development of Community School programs in the Bering Strait and Iditarod Districts.

SB3. Assist related agencies and organizations in the development of cooperative Community Education programs.

Verification: Assistance was given to:

- * Delta/Greely District
- * University of Alaska - Rural Education programs
- * Fairbanks District
- * Eagle River Community School
- * Copper River District
- * Prince William Sound Community College

SB4. Assist in the development and/or growth of the state Community Education Association.

- * Continued provision of encouragement and/or direct assistance to the Alaska Community Education Association. Cooperation in production of state newsletter.

GOAL C TO DEVELOP, CONDUCT, AND/OR SUPPORT LOCAL, STATEWIDE, AND REGIONAL COMMUNITY EDUCATION TRAINING PROGRAMS AND RELATED NATIONAL TRAINING EFFORTS

SC1. Sponsor/co-sponsor inservice training sessions for practicing Community Educators in the state.

Verification: No activity this period.

- SC2. Assist in the planning and implementation of training efforts facilitated by the Northwest Center as deemed appropriate.

Verification: No activity this period.

- SC3. Provide special, individualized Community Education course offerings, including placements, readings, practicums, and internships for students as needed.

Verification: Assisted in course offerings:

- * Through the University of Alaska
- * Through Alaska Pacific University

- SC4. Provide preservice training for Community School leaders.

Verification: Provided preservice training for:

- * Community School Coordinators in Southwest REAA

SC5. Establish and/or maintain university/community college Community Education curricula.

Verification: Assisted in:

- Development of special topics at U. of A.
- * Helped to maintain curricula at Alaska Pacific University

SC6. Disseminate information concerning state, regional, and national training opportunities.

Verification: Information for training opportunities was disseminated to:

- * All Alaska Community Education personnel
- * All Alaska Superintendents
- * All Alaska Administrators
- * All Alaska Community Education Association members

SC7. Provide a specialized training opportunity for a Center Trainee for a ~~3-9~~ month period as deemed appropriate.

1-3

Verification: Facilitated the approval of traineeship for Robert Doyle, Supervisor of the Anchorage Community School program to spend two months at Alaska Center.

SC8. Provide other related orientation and training experiences as deemed appropriate.

Verification: Provided related orientation to:

* Alaska Department of Education personnel.

GOAL D TO PARTICIPATE IN COMMUNITY EDUCATION RELATED RESEARCH, EVALUATION, AND MATERIALS DEVELOPMENT ACTIVITIES

SD1. Assist in significant Community Education research, evaluation, and materials development efforts by students; independent research organizations; and, other Community Education affiliates.

Verification: Assisted in the Development of:

* Research activities of students at Alaska Pacific University

SD2. Conduct the annual Center evaluation.

Verification: No activity this period.

SD3. Respond to requests for Community Education evaluation assistance within the limits of available resources.

Verification: Assisted in the evaluation of the following programs:

- * Mat-Su District
- * Juneau
- * Dillingham
- * Kodiak
- * Southwest
- * Fairbanks
- * Delta/Greely

SD4. Initiate and/or assist in the development of Community Education articles, booklets, and monographs for distribution.

Verification: Initiated the following:

- * Prepared a pamphlet on Community Schools in Alaska.

SD5. Acquire pertinent media related to Community Education for addition to the Center's resource library.

Verification: Many articles, books and pamphlets for the center's resource library.

- SD6. Assist the Northwest Center in assessing the Coalition's overall effectiveness for 1978-79.

Verification: The Alaska Representative has attended all formal coalition meetings.

- SD7. Support those other research, evaluation, and materials development efforts which have a direct relationship to Community Education.

Verification: The Alaska Center has answered/responded to all assessment/inquiries from agencies/organization in Alaska and from the lower 48.

GOAL E

TO ESTABLISH WORKING RELATIONSHIPS WITH OTHER AGENCIES TO EXTEND THE BASE FOR COMMUNITY EDUCATION OPERATIONS

- SE1. Support the development and provision of Community Education related services in agencies/institutions within the state.

Verification: The following units in the Department have been provided support services:

- * Adult Vocational Education
- * Department of Public Information section
- * Legislative Audit

- SE2. Secure an increase in the dollar amount of local contributions to Center operations from all appropriate sources.

Verification: No change from last report. Center is currently seeking \$4.7 million from the legislature for FY'81.

- SE3. Become involved in activities of related groups as a member or resource person to strengthen cooperative relationships and improve mutual benefits.

Verification. Cooperative relationships were strengthened with:

- * Alaska Community Education Association
- * Anchorage Community College
- * Alaska Adult Education Association

GOAL F TO MAINTAIN AND IMPROVE COMMUNICATIONS AND MANAGEMENT RELATED TO THE NORTHWEST COALITION

- SF1. Prepare and submit appropriate articles on state Community Education developments to the Northwest Center for inclusion in the regional newsletter.

Verification: Appropriate articles have been submitted to the Northwest Center for issues of the "very latest".

- SF2. Develop and/or assist in the distribution of a state Community Education newsletter.

Verification: Articles, information, resources, and state happenings have been submitted regularly to the State Association for inclusion in the PACE Setter newsletter, as well as the Southeast Alaska Community Education newsletter.

- SF3. Prepare and submit tri-annual and annual reports to the Northwest Center within prescribed timelines.

Verification: Accomplished

- SF4. Conduct the affairs of the Community Education Center in a manner consistent with its role as a representative of the state; Northwest Coalition; Charles Stewart Mott Foundation; and related national, state, and local agencies and/or organizations and the Community Education movement.

Verification: Process is continuous

SF5. Respond to all written, telephone, or walk-in inquiries and requests for information and/or assistance.

Verification: The center has responded to:

Written

Telephone

Walk-in Inquiries

All 36 Operational
School Districts

Approximately
400 Calls

42 Walk-in individuals
were supplied the infor-
mation they requested

SF6. Develop and work with a Community Education Center Advisory Committee.

Verification: The Adult and Continuing Advisory Council serves as the State Community Education Advisory Committee. A major presentation was delivered to the council in January.

SF7. Co-sponsor the publication and distribution of a Directory of Community Education and Related Personnel Within the Northwest Coalition's Region.

Verification: Accomplished

GOAL G TO RESPOND TO REQUESTS FOR ASSISTANCE IN THE DEVELOPMENT AND/OR
IMPROVEMENT OF SUPPORTIVE COMMUNITY EDUCATION LEGISLATION

- SG1. Respond to all written requests for assistance in developing state and federal legislation supporting Community Education.

Verification: The Center has worked with the Alaska Association for Community Education, Representative Buchholdt's office, Senator Sackett's office and Legislative Affairs in preparation of the new Alaskan Bill. Testimony, at the request of the legislature, was given for H.B. 629.

- SG2. Respond to all written requests to assist related agencies, organizations, and associations in the development of state legislation financially supporting Community Education.

Verification: Information concerning Alaska's legislation was sent to all states requesting it.

MOTT FOUNDATION STATISTICAL REPORT

This report covers:

1 ② 3 period ending February 28, 1980
 Grant # _____

Date Due March 28, 1980

Date Submitted March 26, 1980

Date Received by Mott Foundation _____

1. Alaska Department of Education
 (Name of Grantee)
 3. _____
 (Title of Program)

2. _____
 (Division, Department, etc.)
 4. Joe Miguel
 (Name of Director)

NOTE: Your financial section must be attached to this report.

	Total Projected at Year's End	Actual July 1	First Period	Second Period	Third Period	June 30 Year Total
1. Community School Programs (<u>Buildings</u>)*						
A. How many new community school programs (buildings) initiated during the grant period?	10	 	92	6		
B. How many community school programs (buildings) terminated during the grant period?	 	 	0	0		
C. How many community school programs (buildings) in existence?	164	62	154	160		
2. Community School <u>Districts</u>						
A. How many new community school districts initiated 1 or more community school (building) programs during the grant period?	2	 	20	3		
B. How many community school districts terminated all community school (building) programs within the district during the grant period?	 	 	0	0		
C. How many community school districts in existence?	35	13	33	36		
3. Community School Practitioners: How many community education practitioners devoting a minimum of 1/2 time to community school responsibilities?	180	65	160	168		

*As defined on the reverse hereof.

	Total Projected at Year's End	Actual July 1	First Period	Second Period	Third Period	June 30 Year Total
4. Community Education Formal Training						
A. How many full-time students (interns) majoring in community education at all institutions in the state (area):			0	0		
1. Undergraduate level						
2. Master's level			0	0		
3. Doctoral level			0	0		
B. How many part-time students (interns) majoring in community education at all institutions in the state (area):			0	0		
1. Undergraduate level						
2. Master's level			0	11		
3. Doctoral level			0	0		
C. How many students enrolled in a formal community education course at all institutions in the state (area):			0	0		
1. Undergraduate level: # of courses:						
# of students:			0	0		
2. Graduate level: # of courses:			4	2		
# of students:			52	23		
5. Community Education Inservice Workshops (as described in your proposal only)			5	3		
A. How many workshops held during the grant period?						
B. How many participants attended workshops during the grant period?			72	35		
C. Cumulative total of # of workshops	14		5	8		
D. Cumulative total of # of participants attending workshops	202		72	107		

Financial Report - Mgtt Foundation Funds

Project Title Alaska Dept. of Educ. Grant

Period 2nd Months Ended _____

	A Original Budget Amount	B Line Item Transfers	C Adjusted Budget	D Cumulative Expenditures	E Payables (as defined)	F Balance (Column C Less Columns D & E)
<u>Administration</u>						
1. Professional staff salaries	0					
2. Other Salaries	0					
3. Fringe Benefits	0					
4. Telephone	0					
5. Travel - within Service Region	0					
6. Travel - outside Service Region	1,500.			1,500.		0
7. Office Supplies	0					
8. Furniture and Equipment-Office	0					
9. Food Expense	0					
10. TOTAL Administration	1,500.			1,500.		0

	A Original Budget Amount	B Line Item Transfers	C Adjusted Budget	D Cumulative Expenditures	E Payables (as defined)	F Balance (Column C Less Columns D & E)
<u>Seed Funding</u>						
11. Public school district seed money	0					
12. Center seed money	0					
13. TOTAL Seed Funding	0					
<u>Training/Inservice</u>						
14. Fellowships						
Masters ()	0					
Doctoral ()	0					
Other (specify) ()	0					
15. Travel-Training	2,000			1,474.18		525.82
16. Honoraria	0					
17. Food & Accommodations	1,500			1,000.00		500.00
18. Instructional supplies	500			35.69		464.31
19. Equipment-Training	0					
20. Other workshop & training program expenses	0					
21. TOTAL Training/Inservice	4,000					1,490.13
<u>Media</u>						
22. Audio Visual Materials	0					
23. Printing & Publishing	750			583.50		166.50
24. TOTAL Media	750					166.50

	<u>A</u> Original Budget Amount	<u>B</u> Line Item Transfers	<u>C</u> Adjusted Budget	<u>D</u> Cumulative Expenditures	<u>E</u> Payables (as defined)	<u>F</u> Balance (Column C less Columns D & E)
<u>Research and Evaluation</u>						
25. Salaries & Fringe	0					
26. Travel	0					
27. Telephone	0					
28. Materials & other expenses	0					
29. TOTAL Research and Evaluation	0					
30. Other Approved Project Budgets						
31. TOTAL BUDGET	6,250			4,593.37		1,656.63

Proposed Amendment to HB 629

Sec. 5. AS 14.36.070 is repealed and re-enacted to read:

AS 14.36.070. DEFINITIONS.

(1) "community school program" is the delivery system, via the local schools, that helps meet the local needs, wants and concerns;

(2) "commissioner" means the Commissioner of Education

(3) "department" means the Department of Education

(4) "district" means a city or borough school district, or a regional educational attendance area.

The public schools of Alaska have served as a focal point for a wide range of community activities.

It has been demonstrated since the earliest days of public education in Alaska that the community school can function as a community center to meet needs of people of all ages.

The demands of our times require that public officials and private citizens alike give serious attention to increased educational, vocational, cultural, community development and human services delivered in an efficient, coordinated fashion at the neighborhood level.

The community school concept supports the maximum use of our existing neighborhood school facilities as the focal point for activities and services.

The members of the Alaska Association for Community Education, the Alaska Adult Education Association, the Alaska Association for Physical Health, Education, Recreation and Dance and Alaska Parks and Recreation Association will be meeting in Anchorage, Alaska during the period of October 15, 16, 17, 1980, in a joint effort to provide coordinated services to Alaska's communities.

Education

COMMUNITY SCHOOL WEEK OFFICIALLY DECLARED



Official Memorandum

By

Jay Hammond
Governor of Alaska

Juneau, Alaska

GREETINGS:

The public schools of *Alaska* have served as a focal point for a wide range of community activities.

It has been demonstrated since the earliest days of public education in *Alaska* that the community school can function as a community center to meet needs of people of all ages.

The demands of our times require that public officials and private citizens alike give serious attention to increased educational, vocational, cultural, community development and human services delivered in an efficient, coordinated fashion at the neighborhood level.

The community school concept supports the maximum use of our existing neighborhood school facilities as the focal point for activities and services.

The members of the *Alaska Association for Senior Citizens - Edna*, *Alaska Adult Education Association* and *Alaska's Communities* meeting in *Arlington, Texas*, during the period of *October 13, 16, 17* ~~April 30-May 3, 1980~~, in a joint effort to provide coordinated services.

THEREFORE, I, as Governor of *Alaska* do hereby designate the week of *October 13-17* 1980, as

**Education
COMMUNITY WEEK**

in *Alaska*



In official recognition whereof, I hereby affix my signature this _____ day of _____ 19_____

M. P. Hammond
Governor of *Alaska*

name theme of conf. as name of week

MEETINGS, MEETINGS, MEETINGS: ARE THEY WORTH IT?

Many things are implied by the statement, "that was a good meeting." The meeting leader presented his material so people understood what he was trying to communicate. He was concise, on time, transmitted information so it could be understood and left the audience with a feeling their time was not wasted, that something was accomplished. In a word, productivity!

Too often you're likely to hear the opposite: "What a waste of time. He didn't really have anything new to say. I know less now than when I went into the meeting. What does he really want?" Some meeting leaders are better than others--no question about that. Their meetings produce results. This productivity makes the difference between a good meeting leader and a poor one.

The following suggestions for more effective meetings are given by the 3M Company in a latest issue of the Leaders Digest.

When to hold meetings: A well-planned business meeting is a management tool that can encourage good communication in any organization. And growth--both of individuals and organizations--often goes hand in hand with successful business meetings. Here are some very good reasons to hold a meeting.

1. *Discuss goals, sell your ideas.* Meetings provide an excellent environment for the give and take of goal-setting and for pre-selling decisions to those people responsible for executing them.
2. *Discover or solve problems.* Meeting groups can bring together bits and pieces of experience which may lead to the discovery and/or solution of a specific problem. An interplay of ideas, experience, insights, contradictions and facts often is the best way to achieve quick analysis of problems.
3. *Handle reports.* A reporting meeting should stimulate both thinking and discussion. It can lead to a common understanding of mutual problems by everyone present. Group presentations also can prompt meeting participants to be thoughtful and organized.
4. *Tell people what they're supposed to do . . . and how.* Good communication helps turn plans into positive action. People need direction and a meeting lets them know what they're to do and how to do it. And team spirit is generated when everyone knows what their role is.
5. *Explain plans and programs.* Meetings are great places to provide information. Rather than being just so many words on a piece of paper, information can be enhanced by the presenter's personality and by visual displays or projections. Key parts of the message can be emphasized more effectively and leave a more lasting influence upon the audience.
6. *Gather opinions and reach a consensus.* There are many situations in business where a quick group response is necessary. A meeting is useful when the participation of such a group is needed for gathering opinions and making a decision.
7. *Train people.* Every meeting has some training value for all participants. But meetings also can be directed very effectively and specifically toward training. Training will make people more valuable to themselves and to their organization.
8. *Build morale and keep things moving.* Meetings can help keep a group's attention and interest in focus. And this usually is essential in maintaining efficiency and meeting deadlines.

When not to hold meetings: Meetings are only one method of communication, a method that sometimes is overdone. Before you call a meeting, think of why you're doing it, who will be there and what you want as a result. Don't call a meeting if phone calls or memos will do the job. If key people cannot be present, you're wasting everyone else's time in a meeting. Don't call a meeting if you don't have enough time to prepare. You'll undermine the very thing you're trying to accomplish. Personality conflicts or the plans of higher management may make the meeting a waste of time. And the cost of holding a meeting just may be prohibitive.

Planning: When you plan meetings, establish your specific purpose and allocate enough time for each topic. Prepare an orderly agenda, but don't hold to it so tightly that people feel they shouldn't participate. Before the meeting, let participants know what it's about, what they're expected to contribute and how long it will last. If you have others on the agenda, be sure to have a walk-through rehearsal--if not a dress rehearsal--so each message is on target and on time. Be sure to specify when, where and who is to be at the meeting. Make sure you invite those who can attend, who have to carry out what's decided, who have good ideas, who can o.k. results and who can represent divergent views. Remember your purpose is productivity . . . which you'll undermine if the right people are not present or if someone on your agenda rambles on, wasting everyone's time.

existing statute, 14.36 provides for 4 years of funding:

year 1:	up to 1/2%	foundation support	
year 2:	1%	"	"
year 3:	1 1/2%	"	"
year 4:	2%	"	"

the funding was tied to the number of community schools in operation
the formula is:

$$\frac{\text{no. of community schools}}{\text{no. of schools in district}} \times \text{foundation support} \times \% \text{ which district receives in that year}$$

Last year, CS HB 394 extended the programs on their 4th year for one more year, at at least the same level of funding the program received in its 4th year

There are currently 21 districts which will be dropping off as of June 30, 1980 due to the formula in the Community School Act of 1975. (list included)

CS HB 629 provides for a state grant of 1% of the foundation support money or \$10,000, whichever is greater, to all districts operating community schools.

In addition, the state will match, up to 1% of the foundation support money or \$10,000, local effort (cash or in-kind)

The grant application must include an assurance that the community school program will be reasonably accessible to residents of all communities within a district which express an interest in having such a program.
(in an REAA, that might mean having a program in each village that has a school; in a city like Juneau, it might mean operating a program downtown, in the valley and in Douglas.)

Community school programs will be evaluated by the Department at least once every 4 years; a report will be submitted to the Legislature annually.

There may be a problem here, as the bill does not address funding to the Department of Education for conducting the evaluations. They would like about \$50,000 to do this.

The Department must provide training of personell and help the programs develop an internal monitoring system.

The fiscal note reflects 2% of the foundation support.

Proposed Amendments to the Community School
Regulations

Procedures

1. Community Education office reviewed present regulations and made tentative changes.
2. Tentative changes in regulations mailed to 25 Community Education personnel and Superintendents plus 15 members of the Advisory Committee.
3. Advisory Committee met in Anchorage on March 20 and 21 in order to review field input and draft proposed amendments.
4. Proposed amendments circulated in the Department of Education for input and forwarded to Attorney General's Office.
5. Proposed amendments to the Community Schools regulations presented to the State Board of Education for promulgation.

Actions Taken

Prior to the Advisory Committee meeting to review the proposed amendments of the Community School Regulation, copies of the regulations were mailed to the following people in order to solicit their opinions.

<u>District</u>	<u>Person</u>
Lake and Peninsula	Charles White
Klawock	Bill Suss
Annette Island	Larrae Rocheleau
Bering Strait	Carol Aylard
Copper River	Al Krinke
Cordova	Tom Church
Craig	Charla Argo Wright
Delta/Greely	Marty Wells, Jerry Story
Fairbanks	Bob Degraw
Haines	Vivian March, Allen Heinrich
Hoonah	Ken Wicks
Juneau	Linda Layfield
Kake	David Dillman
Kenai	Beverly Cronen, Dennis Daggett
Kodiak	Chuck Evans, Carl Pohjola
Lower Kuskokwim	Judy Farley
Mat-Su	Mike Woodhead, Bruce DeMond, Cindy Woodings
Nome	Bill Karp, Darrol Hargraves
Northwest Arctic	Melissa Strom
Sitka	John Coffee
Southwest Region	Margery Wosiski
Valdez	Jean Kalish
Yakutat	Liz Boario
Yukon-Koyukuk	Colin Baxter

From the above list, thirteen people responded and their input was given to the committee in either verbal or written form.

On March 20th, 21st, an Advisory Committee comprised of the following people was convened in Anchorage in order to draft the proposed amendments to the Community School regulations.

In Attendance

<u>Name</u>	<u>Yes</u>	<u>No</u>	<u>District</u>
Vicki Malone		X	ACE/R2R Advisory Committee
Darroll Hargraves		X	Nome
Bill Suss		X	Klawock
Charles White		X	Lake and Peninsula
Allan Heinrich	X		Haines
Dennis Daggett	X		Kenai
Jerry Story		X	Delta/Greely
Carl Pohjola		X	Kodiak
Jill Waters	X		Municipality of Anchorage
Greg Jefferies	X		Municipality of Anchorage
Alecia Iden	X		Volunteer
Sally Oberstein		X	Municipality of Anchorage
Mike Woodhead	X		Mat-Su
Marty Wells	X		Delta/Greely
Tom Morgan	X		SCRRC
John Warden	X		Northern Institute
Lee Clune	X		Fairbanks
Lyle Marchant	X		Trainee
Liz Hudson	X		Municipality of Anchorage
Tom Healey	X		Anchorage Community College
Joe Miguel	X		Department of Education
Kim Ratz	X		Department of Education

Upon convening, the above group of fifteen people stated: their expectations of the meeting; possible additions to the regulations; possible deletions to the regulations; clarification/modifications in regulations; the criterion for match and what the in-kind/match allowances should be. The suggestions of the committee are following.

Initial Expectations of Advisory Committee

- Clarification on terms ("matching" definitions)
- Clarification/comments on dollar amounts of new bill
- Find out other peoples concerns
- Need to know "what's going on"
- Get input on training, etc.
- Revisions of conflicts between administration styles and structures around the state.
- Come up with a good set of regulations
- "Clean up" grant application process
- Coordination of agencies to avoid duplication
- Understand and work with regulations
- Simplify things so others can understand
- Get personal changes in regulations

Additions to Regulations

Use of money for planning/training

How to address training

 Paid Staff

 Volunteers

Coordinator between Community Schools and Community College/related agencies

Standardized data collect/report procedures

Define match/in-kind contributions

Grant review process

What happens if funding is less than needed for 1% ± match? - Pro-ration?

Volunteer management

Block grants to districts

"Process" goals and objectives

Delete from Regulations

Planning money has been deleted

Excessive final reporting procedures/requirements

Repetition in Sections 1 and 2

.020B 1-A, 1-B, 1-C

1-B and 1-F/1-C, 1-D

Definition between .020B-1 and B-2

Obligation to Commissioner to provide reports (section B)

Use of word "program" - Section 6, 7, 8

Clarify/Modify in Regulations

New schools - 3 year comprehensive plan

How will a new school be funded? Program expansion?

Coordinator between Community School/Community Education related agency/organization

Definition of Community Education

Local/Department of Education evaluation/reporting

Short term goals for first year also

Long range plans - define/clarify

Standardize data collection/report procedures

In-kind/local contribution

Repetition at certain questions

Process for re-submitting timeline

Carryover funds

Most local level of community involve?

"Reasonable" access to community

Three year plan of service

Definition of Community Schools

What is an advisory council

Criteria for Match

Has to be auditable

Has to be in direct support of program (energy/maintenance)

Cash only

Split match; in-kind/cash

Local tuition/class fees for match, support not use of class fees, but would support use of local charges as match.

Reinforces local commitment

Funds from other programs related to Community Education.

Locally raised funds exclusive of class costs that earmarked for.

In lieu of formal economic income based local tuition funds should be allowed as in-kind dollar match.

In-kind/Match Allowances

In-kind

Energy
Maintenance
Administration
Telephone
Postage
Related agency contribution/services

Not Allowable

Facility rentals

Cash

Other Education programs

The advisory committee then proceeded to go through the current regulations. The final attachments to this report are the current regulations and the proposed amendments to the Community School regulations which the committee would like the State Board of Education to consider. A copy of the current regulations and the proposed amendments are attached for your perusal.

CHAPTER 32.
COMMUNITY SCHOOLS

Section

- 10. Scope of state-assisted projects
- 20. Community education grant application
- 30. Definitions

4 AAC 32.010. SCOPE OF STATE-ASSISTED PROJECTS. (a) Community school grants are made to school districts for planning, establishing, expanding, improving or maintaining community education programs. Two types of grants will be made:

(1) planning grants will be made to help districts and communities to develop comprehensive community education programs;

(2) operational grants will be made to help districts operate community education programs.

(b) Grants are for a period of up to one year. Subsequent applications must be submitted and will be evaluated in the same manner as initial grant applications. (Eff. 3/12/76, Reg. 57; am 12/4/76, Reg. 60)

Authority: AS 14.07.060
AS 14.36.040

4 AAC 32.020. COMMUNITY EDUCATION GRANT APPLICATION. (a) The commissioner will, in the exercise of his discretion, award a planning grant to a district upon an application submitted to him which contains, in narrative form, the following:

- (1) objectives for the planning process;
- (2) procedures, strategies, and activities for accomplishing the objectives;
- (3) a time-line for accomplishing the objectives;
- (4) an evaluation design providing for the collection, verification and analysis of data to measure the extent to which the objectives are accomplished by the program;
- (5) a proposed budget, indicating the amount of grant funds requested; and

(6) a commitment to report to the commissioner the results of the planning effort.

(b) The commissioner will, in the exercise of his discretion, award a grant for operating a community education program to a district upon an application submitted to him which contains at least the following:

(1) an overall long-range plan which contains provisions to fulfill the following elements of a community education program:

(A) service to an identified community or local attendance area;

(B) potential for accommodation of all age groups as well as specific groups will special needs;

(C) concentration of activities in one or more public facilities;

(D) identification and utilization of cultural, recreational and other existing and planned resources located outside those public facilities in which the activities are to be concentrated;

(E) systematic procedures for identifying and documenting, on a continuing basis, the needs, interests and concerns of the community served and for responding to those needs, interests and concerns;

(F) programs and activities which reflect the array of needs, interests and concerns of the community; and

(G) creation of an active community education council whose members are representative of the community to be served;

(2) projections for expected long-range growth and development in regard to the following aspects of the community education program:

(A) the K-12 regular school program;

(B) facility and resource use;

(C) extended activities for children and youth;

(D) opportunities for the involvement of adults in the community education program;

(E) delivery of various human services at the most local community level; and

(F) community development in general;

(3) a short-range, detailed program plan which includes the following:

(A) program objectives which state specific and measurable outcomes of the selected program components;

(B) procedures, strategies, and activities for accomplishing the program objectives;

(C) a time-line for accomplishing the program objectives; and

(D) an evaluation design providing for the collection, verification and analysis of data to measure the extent to which the program objectives are accomplished by the program;

(4) documentation of the involvement of persons broadly representative of the community to be served by the program in the preparation of the application, and provision for indicating the continued involvement of such persons with the program;

(5) information regarding the administration of the program, including but not limited to

(A) proposed organizational arrangements for program administration and qualifications and roles of staff who will administer the program;

(B) provisions for securing appropriate training, where required, of a short-term, inservice or preservice nature for administrators, staff, community members, and others who will plan and carry out programs;

(C) an organizational chart indicating the relationship between individuals groups and agencies affected by the plan; and

(D) a statement as to the proportion of the total school district which operates as

distinct administrative units for community education purposes;

(6) a commitment by the applicant to collect and make available information which may be required by the commissioner in accordance with those reasonable time constraints which he may establish, for purposes of carrying out program evaluations;

(7) letters from agencies and organizations affected by the program indicating affiliation or cooperation with the applicant as indicated in the program design; and

(8) a budget statement indicating money to be provided during the period of the requested grant by various agencies, organizations and individuals to support community education in the community to be served by the program.

(c) As necessary, incomplete or inadequate applications will be returned to the applicant for modification. Unfunded applications will be reviewed with comments provided by the department for future use by the applicant. (Eff. 3/12/76, Reg. 57; am 12/4/76 Reg. 60)

Authority: AS 14.07.060
AS 14.36.040

4 AAC 32.030. DEFINITIONS. In this chapter, unless the context requires otherwise

(1) "community education" means a "community school program" as defined in AS 14.36.070;

(2) "district" means a city or borough school district, or a regional educational attendance area;

(3) "program" means a community education program which meets the requirements set forth in sec. 20 of this chapter;

(4) "public facility" means a facility owned or operated by the state, or a political subdivision of the state. (Eff. 3/12/76, Reg. 57)

Authority: AS 14.07.060
AS 14.36.040

Section

- 10. Scope of state-assisted projects
- 20. Community education grant application
- 30. Definitions

4 AAC 32.010. SCOPE OF STATE-ASSISTED PROJECTS. (a) Community school grants are made to school districts for planning, establishing, expanding, improving or maintaining community education programs.

(b) The initial grant application will be comprehensive in nature and is for a three year period. During years two and three of the grant application, updated short term goals and objectives for that year's program activity will be evaluated in the same manner as initial grant applications. Grants are for a period of up to one year.

4 AAC 32.020. COMMUNITY EDUCATION GRANT APPLICATION (a) The commissioner, in the exercise of his discretion will award a grant for operating a community education program to a district upon an application submitted to him which contains at least the following:

(1) an overall, long range plan that contains provisions to:

(A) identify the community or local attendance area;

(B) accommodate all age groups and groups with special needs;

(C) concentrate activities in one or more public facilities;

(D) identify and utilize human and physical resources other than those public facilities in which activities are concentrated;

(E) develop a systematic procedure for identifying;

(F) provide programs and activities that respond to identified community interests and needs;

(G) continue utilizing an active community council whose members are representative of the community to be served; and

(H) attract, train and maintain a group of volunteers to implement programs and activities.

(2) new or expanding programs shall develop a plan of action that includes provisions that:

(A) develop community understanding of community education/community schools;

(B) initiate and train a local community education council;

(C) assist in the definition of local programs;

(D) provide for the selection and training of community school personnel; and

(E) integrate community education/community schools programs within total district programs and services.

(3) a three year plan of service which projects expected long-range growth in the following program components:

(A) the K-12 regular school program;

(B) facility and resource use;

(C) extended activities for children and youth;

(D) opportunities for the involvement of adults in the community school program;

(E) delivery of various human resources at the most appropriate community level; and

(F) community development in general.

(4) an annual short range detailed program plan for each year of the three year plan which includes the following:

(A) specific and measurable objectives in each component area listed under number (3) above.

(B) the methods for accomplishing the objectives;

(C) a timeline for accomplishing the objectives; and

(D) an evaluation process which measures that the objectives were accomplished.

(5) documentation of how community representatives are involved in the preparation of the grant application and how community members continue to be involved in the program.

(6) information regarding the administration of the program:

(A) proposed organizational arrangements for program administration and qualifications and roles of staff who will administer the program;

(B) provisions for securing appropriate training, where required, of a short-term, inservice or preservice nature for administrators, staff, community members, and others who will plan and carry out programs;

(C) an organizational chart indicating the relationship between individuals, groups and agencies affected by the plan; and

(D) an assurance that the community school program will be reasonably available at the local level to all residents of the community who wish to be involved.

(7) a commitment by the applicant to collect and make available appropriate information which is required by the commissioner in accordance with those reasonable time constraints which he may establish, for purposes of carrying out evaluations;

(8) letters from community agencies and organizations with responsibilities to the same population indicating affiliation and the degree of present and planned cooperation with the applicant as indicated in the program design.

(9) (A) a budget statement indicating income from:

(1) basic community school state grant funds;

(2) funds in the form of local cash and/or in-kind services used to match the receipt of additional state funds;

(3) additional community school state funds (items (6)B and C above are required only of the local district applies for matching funds); and

(4) a budget of planned expenditures for the grant period.

(B) at the discretion of the commissioner, grant applications shall be annually reviewed by a committee of community educators. Those districts which have an incomplete or an inadequate application shall have a minimum of three months to write and submit a revised application for approval.

4 AAC 42.030. DEFINITIONS. In this chapter, unless the context requires otherwise

(1) "community education" is the philosophical concept where a community maximizes its own potential to meet its needs, wants and concerns;

(2) "community school program" is the delivery system, via the local schools, that helps meet the local needs, wants and concerns;

(3) "district" means a city or borough school district, or a regional educational attendance area;

(4) "program" means a community education program which meets the requirements set forth in section 20 of this chapter;

(5) "public facility" means a facility owned or operated by the state, or a political subdivision of the state;

(6) "community development" means an ongoing process of community improvements, which includes both individual development as well as the promotion of the health, safety and well being of the community and its residents;

(7) "resources" means physical, financial and human contributions (paid and volunteer);

(8) "community council" means a group broadly representative of the community served, whose members may include program participants (e.g., youth, young adults, adults and senior citizens) and cooperating agencies and organizations;

(8) "in-kind monies" means for purposes of budget preparation, those district expenditures which are directly related to the operation of the community school. These in-kind monies will come from:

- (A) energy;
- (B) administration;
- (C) custodial;
- (D) maintenance;
- (E) postage; and
- (F) duplicating costs.

to cash - foundation &
30m
PL 874
in lieu of
Indian Educ Act

receive, in addition to funds provided under (a) of this section, a further grant of up to one per cent of that public school foundation support or their flat grant amount, whichever is the greater amount on an equal matching basis with the amount of match provided by them from state and local sources in support of the program. In the event that the Legislature does not appropriate the full amount the department shall prorate the grants on a proportional basis.

(c) Pursuant to section 1. AS14.36.010 (b) (4), the legislature shall appropriate to the State Department of Education a sum equal to one per cent of the total state appropriation granted under section 2. AS14.36.030 (a) and (b)

(c) optional Pursuant to section 1. AS14.36.010 (b) (4), the State Department of Education shall retain and hold in abeyance a sum equal to one per cent of the total state appropriation granted under section 2, AS14.36.030 (a) and (b).

Sec. 14.36.040. COMMUNITY SCHOOL PROGRAM, APPLICATION FOR GRANTS.

Under regulations adopted by the State Board of Education, a school district may submit to the commissioner an application for a community school grant.

Sec. 14.36.050 DEFINITIONS. In this chapter

- (1) "board" means the governing body of a school district;
- (2) "commissioner" means the commissioner of education;
- (3) "community school program" means the composite of those educational, cultural, social and recreational services provided the citizens of a community, except those services normally provided through the regular instructional program;
- (4) "department" means the Department of Education;
- (5) "district" means a district of the state public school system as defined in AS 14.12.010;
- (6) This Act takes effect July 1, 1980.

apply stipulations in 204

Don't need to cut off funds
ready to audit
areas where
local districts
of expenditures
should be limited
define better

overlook
parents
more of
less monitoring
relat.
betw
Basing eval. on what?
educ needs - adj
measurement
law
about

BACKUP

HB 629

Funding levels based on new foundation support figures

Fiscal note based on new foundation support figures

FY79 grant / # of participants in each district / cost per partic.

FY79 - local + state support

FY80 - local + state support

Community schools whose grants will drop off in June 1980

breakdown of community schools + # of participants FY79

funding levels FY80 and anticipated funding levels
for FY81 at time of HESS hearings. (considerably less
than SB199 figures)

SB 199

Legislative Audit on Community Schools Program

STATE OF ALABAMA

A SPECIAL REVIEW OF THE
DEPARTMENT OF EDUCATION
COMMUNITY SCHOOLS PROGRAM

July 1, 1978 - June 30, 1979

DEPARTMENT OF EDUCATION
ALABAMA

A SPECIAL REVIEW OF THE
DEPARTMENT OF EDUCATION
COMMUNITY SCHOOLS PROGRAM

July 1, 1978 - June 30, 1979

Commissioner, Department of
Education

Marshall L. Lind

Deputy Commissioner, Department
of Education

Wm. D. Thomson

TABLE OF CONTENTS

	<u>Page</u>
Purpose and Scope of the Review.	1
Organization and Function.	2
Findings and Recommendations	3
Auditor's Opinion.	6
Financial Statement:	
Statement of Expenditures and Encumbrances Compared with Appropriations for Operating Programs.	7
Notes to the Financial Statement	8
Supplemental Information:	
Auditor's Opinion on Supplemental Information	11
Schedule of Community Schools Grants by District.	12
Schedule of Community Schools Grants by REAA.	13
Questionnaire Sent to Community Schools Coordinators.	14
Questionnaire Sent to Superintendents	20
Agency Response:	
Department of Education	25(a)
Legislative Audit's Additional Comments.	26

PURPOSE AND SCOPE OF THE REVIEW

Purpose

In accordance with the provisions of Title 24 of the Alaska Statutes and a special request of the Legislative Budget and Audit Committee, a review was conducted of the Department of Education's Community Schools Program to determine:

1. if the financial statements appearing in the State Annual Financial Report for Fiscal Year 1979 are fairly presented;
2. the compliance by the Department of Education with applicable State statutes and regulations governing fiscal activities and program operations; and
3. if the program was operated in an effective, efficient and economical manner.

Scope

The major areas reviewed were the agency's operations and management of the program. Our review consisted of analyzing and evaluating the following:

1. applicable statutes and regulations;
2. agency policies and procedures;
3. interviews with agency and other State personnel;
4. interviews with school district personnel - superintendents, Community Schools coordinators, teachers, etc.;
5. questionnaires sent to district community school coordinators, superintendents and school board members;
6. tests of records and documents of the Department of Education (DOE);
7. on-site visitations at two school districts.

Scope Constraint

Prior to FY '79, DOE had not collected, recorded and maintained pertinent files and statistics relating to the program.

ORGANIZATION AND FUNCTION

On June 3, 1975, the Alaska State Legislature passed the Community Schools Act, AS 14.36, to provide State leadership and financial support to encourage and assist local school districts in establishing community school programs. Community Schools is operated by the Department of Education as one component of the Adult Education and Vocational Training Program, and provides local community school programs with financial support through foundation program grants.

The Community Schools Program is designed to involve the citizens of the community and to make the school facilities available to all Alaskans for academic, cultural, recreational and social enrichment endeavors. The Program promotes a more efficient use of school facilities by utilizing school buildings and equipment beyond the normal school day.

FINDINGS AND RECOMMENDATIONS

Recommendation No. 1

The Department of Education (DOE) should issue operating community schools grant funds in accordance with AS 14.36.030.

DOE was approving community schools grant funds based on the number of students in school sites with community school programs rather than the number of schools used for community school programs as specified in AS 14.36.030. As a result, approximately \$268,000 were allocated to nine school districts in excess of their proper entitlement for FY '79 (see Schedule below).

DOE did use the proper formula (based on school sites) in calculating FY '80 district allocations. However, since DOE was directed to fund school district grants at or above the FY '79 funding level, four districts received a total of \$200,000 above the calculated allotment for FY '80.

DOE should comply with the funding formula specified in AS 14.36.030 in awarding future community schools grants.

SCHEDULE OF DISTRICTS FUNDED IN
EXCESS OF ENTITLEMENT

<u>District/REAA</u>	<u>FY '79</u>	<u>FY '80</u>
Anchorage	\$ 74,509	\$ 74,509
Fairbanks	73,282	68,404
Kenai	53,410	53,410
Mat-Su	5,282	-0-
Chatham	4,175	3,677
Delta Greeley	10,613	-0-
Kodiak	2,946	-0-
North Slope	18,474	-0-
Northwest Arctic	25,309	-0-
<u>Total</u>	<u>\$268,000</u>	<u>\$200,000</u>

Recommendation No. 2

DOE should strengthen grant reimbursement review procedures.

DOE paid school districts for reported community school expenditures even though the reimbursement requests showed violations of DOE established reimbursement criteria. We found:

- 1) a reimbursement for a line item expenditure exceeding the budgeted amount by \$22,000;
- 2) a reimbursement based on purchase orders rather than actual disbursements;
- 3) fourteen (14) reimbursement requests signed by school district employees who were not on the authorized signature list of DOE. However, by contacting the districts involved, we learned that all but one of the employees were actually authorized by their local school boards.

In addition, a review of several school districts' audit reports showed that community school expenditures reimbursed did not agree to audited expenditures. For example, one school district had been reimbursed \$20,531 more than the expenditures per the audit report. This was due, in part, to reimbursement procedures that allowed the school district to submit a detailed list of expenditures without requiring financial statements supporting the charges. It was also due to the school district not having established a separate fund for the community school grant.

Therefore, we recommend that DOE make a more thorough review of reimbursement requests. We also recommend that a review of the annual audit reports of the school districts be included as a part of the grant closeout procedure.

Recommendation No. 3

DOE should comply with Alaska Statutes by approving only one planning grant to establish a community school program in an attendance area.

DOE approved planning grants for attendance areas that had an established operating community school program. Some of these areas were in their third and fourth year of operating grants. However, AS 14.36.010 states, in part ". . . the community school program will become fully operational at the beginning of the second fiscal year following its authorization", and, in the opinion of our legal counsel, Legislative Affairs Agency, Division of Legal Services, the intent of the Legislature was to limit planning grants to the first year only.

Approving planning grants to districts with operating programs reduces the available planning grant funds for districts attempting to establish a community school program.

DOE should award future planning grants only for the purpose of establishing a community school program in attendance areas that have no operational program.

Recommendation No. 4

DOE should collect, record and maintain statistics of the community schools program.

DOE needs relevant facts and statistics for evaluating the effectiveness and progress of the community schools program. Many past statistics have not been collected and maintained, for both before and after State funding, such as:

1. number of attendance areas/school districts with community school programs;
2. amount of community resident involvement;
3. local and other funding involved; and
4. number of applications reviewed.

DOE should keep these and other records in order to support its budget request, evaluate its personnel and determine areas of need.

Recommendation No. 5

DOE should perform on-site evaluations of district community school programs.

DOE has not performed any on-site evaluations of the various districts' community school programs since 1977. These evaluations are necessary to properly manage the community schools program. The information generated points out the effectiveness, efficiency and economy of the program.

In addition, it provides monitoring of information submitted to DOE by the districts. For example, several school districts submitted grant applications indicating that all the schools in their district were being used for community school sites; however, the questionnaires returned by the community school coordinators showed less than 100% were being used for community school sites. Since the number of school sites used for community schools is the basis for funding, it is essential that information be accurate. On-site evaluations would provide information needed to evaluate the accuracy of the districts' reports. Therefore, we recommend the establishment of an on-site evaluation program.

STATE OF ALASKA

AUDIT DIVISION
POUCH W—ALASKA OFFICE BUILDING

THE LEGISLATURE

FINANCE DIVISION
POUCH WF—STATE CAPITOL

BUDGET AND AUDIT COMMITTEE


JUNEAU, ALASKA 99811

February 13, 1980

Members of the
Legislative Budget and Audit Committee:

We have examined the Statement of Expenditures and Encumbrances Compared with Appropriations for Operating Programs for the State of Alaska, Department of Education, Community Schools Program, for the fiscal year ended June 30, 1979. Our examination was made in accordance with generally accepted auditing standards and, accordingly, included such tests of the accounting records and such other auditing procedures as we considered necessary in the circumstances.

In our opinion, the Statement of Expenditures and Encumbrances Compared with Appropriations for Operating Programs presents fairly the appropriations, expenditures, encumbrances, and closing balance of the State of Alaska, Department of Education, Community Schools Program, for the fiscal year ended June 30, 1979, in accordance with the accounting policies as stated in Note 1 on a basis consistent with the preceding year.



Gerald I. Wilkerson, CPA
Legislative Auditor
Division of Legislative Audit

STATE OF ALASKA
 DEPARTMENT OF EDUCATION
 COMMUNITY SCHOOLS PROGRAM
STATEMENT OF EXPENDITURES AND ENCUMBRANCES
COMPARED WITH APPROPRIATIONS FOR OPERATING PROGRAMS
 July 1, 1978 - June 30, 1979

<u>Budget Category</u>	<u>1978-1979 Budget Act Appropriations</u>	<u>Continuations Supplementals and Revisions</u>	<u>Total Authorizations</u>	<u>Expenditures</u>	<u>Encumbrances at Close of Year</u>	<u>Lapsed Balance</u>
<u>Education Category</u>						
<u>Foundation Program Components</u>						
Community Schools Adjustment	\$1,212,700	\$ -0-	\$1,212,700	\$650,446	\$542,215	\$20,039
<u>Source of Funds</u>						
Appropriation Act	\$1,212,700					

See Accompanying Notes to the Financial Statements.

STATE OF ALASKA
DEPARTMENT OF EDUCATION
COMMUNITY SCHOOLS PROGRAM
NOTES TO THE FINANCIAL STATEMENT
July 1, 1978 - June 30, 1979

Note 1 - Summary of Significant Accounting Policies

Alaska Statute 37.05.150 requires the accounting policies of the State of Alaska to conform to generally accepted accounting principles. The following is a summary of the significant policies.

Basis of Accounting. The General Fund utilizes the modified accrual basis of accounting. Modifications in such method from the accrual basis are as follows:

1. Revenues are recorded as received in cash except for:
 - (a) revenues susceptible to accrual; and
 - (b) material revenues that are not received at the normal time of receipt.
2. Expenditures are recorded on accrual basis except for:
 - (a) Certain types of expenses which are considered expenditures at time of purchase:
 - (1) inventory type items;
 - (2) prepaid expenses, such as insurance; and
 - (3) interest on long-term debts.
 - (b) Encumbrances which represent:
 - (1) valid obligations accrued at June 30, 1979 and paid during the reappropriation period; and
 - (2) purchase order and contract commitments at June 30, 1979, which were recorded by August 31, 1979.

General Fixed Assets. General fixed assets purchased are recorded as expenditures in the general or capital project fund at time of purchase. Such assets are capitalized at cost in the general fixed assets group of accounts. No depreciation has been provided on general fixed assets.

Note 2 - Community Schools Adjustment

This is the account for the grants awarded to the school districts for planning and operating community school programs. There are no costs included here for the State's administration of the program.

SUPPLEMENTAL INFORMATION

STATE OF ALASKA

AUDIT DIVISION
POUCH W—ALASKA OFFICE BUILDING

THE LEGISLATURE

FINANCE DIVISION
POUCH WF—STATE CAPITOL

BUDGET AND AUDIT COMMITTEE

JUNEAU, ALASKA 99811

February 13, 1980

Members of the
Legislative Budget and Audit committee:

Our examination of the financial statements presented in the preceding section of this report was made primarily to form an opinion on such financial statements. The supplementary information, contained in the following pages, is not considered necessary for the fair presentation of the financial statements of the State of Alaska, Department of Education, Community Schools Program, but is presented as additional analytical data. However, the following information has not been audited by us, but was taken from records of the Department of Education, and, accordingly, we do not express an opinion on it.



Gerald L. Wilkerson, CPA
Legislative Auditor
Division of Legislative Audit

STATE OF ALASKA
DEPARTMENT OF EDUCATION
SCHEDULE OF COMMUNITY SCHOOLS GRANTS BY DISTRICT
For the Fiscal Years Ended June 30, 1976, 1977, 1978, 1979 and 1980
(UNAUDITED)

District	Actual Expenditures						Grant Amount	
	FY '76 Operation	FY '77		FY '78		FY '79 (1)		FY '80 Operation
		Operation	Planning	Operation	Planning	Operation	Planning	
Anchorage	\$ 39,740	\$140,182	\$ 5,387	\$289,487	\$ 9,127	\$243,066	\$12,981	\$ 256,646
Bristol Bay	6,480	8,546	-0-	9,509	-0-	9,790	-0-	10,246
Cordova	3,200	-0-	-0-	-0-	-0-	3,203	3,404	6,487
Craig	-0-	-0-	5,688	2,637	-0-	2,992	-0-	4,014
Dillingham	965	12,048	1,500	13,734	2,630	10,427	1,871	12,169
Fairbanks	2,229	47,564	-0-	55,042	-0-	85,228	-0-	96,803
Haines	3,748	9,833	12,200	10,982	2,195	13,408	2,012	11,958
Hoonah	-0-	-0-	-0-	7,808	-0-	8,072	-0-	8,497
Hydaburg	-0-	1,734	1,969	1,833	-0-	-0-	-0-	-0-
Juneau	7,090	64,156	8,159	63,796	3,560	46,583	5,286	71,274
Kake	-0-	2,325	10,749	2,930	-0-	4,764	-0-	4,861
Kenai	6,205	87,025	5,538	59,543	3,195	94,739	2,983	106,570
Ketchikan	-0-	-0-	971	-0-	-0-	-0-	-0-	-0-
King Cove	-0-	4,310	-0-	5,641	-0-	6,701	-0-	5,251
Klawock	-0-	1,600	1,800	1,116	-0-	4,834	2,500	5,200
Kodiak	9,492	-0-	-0-	22,402	-0-	43,727	-0-	61,517
Mat-Su	7,600	53,657	3,237	35,327	3,962	55,116	6,020	69,197
Nome	8,385	22,978	11,250	25,499	1,885	23,093	3,521	30,670
North Slope	6,772	35,168	2,600	10,000	-0-	41,607	-0-	-0-
Petersburg	-0-	4,500	1,350	6,074	1,365	7,090	-0-	10,602
Sitka	-0-	31,864	6,479	31,615	-0-	30,232	-0-	35,922
Skagway	-0-	-0-	-0-	1,753	-0-	2,728	-0-	6,322
St. Mary's	600	-0-	-0-	-0-	-0-	-0-	-0-	1,311
Valdez	3,000	22,943	2,500	25,683	2,277	21,050	-0-	26,445
Wrangell	-0-	-0-	-0-	-0-	20,000	-0-	-0-	-0-
Yakutat	-0-	-0-	-0-	5,234	-0-	5,227	-0-	6,623
<u>Total District</u>	<u>105,506</u>	<u>550,433</u>	<u>81,377</u>	<u>687,645</u>	<u>50,196</u>	<u>763,677</u>	<u>40,578</u>	<u>842,085</u>
<u>Total REAA</u>	<u>4,388</u>	<u>99,786</u>	<u>39,815</u>	<u>143,347</u>	<u>38,878</u>	<u>220,070</u>	<u>54,716</u>	<u>386,815</u>
<u>Grand Total Community Schools Grants</u>	<u>\$109,894</u>	<u>\$650,219</u>	<u>\$120,192</u>	<u>\$830,992</u>	<u>\$89,074</u>	<u>\$983,747</u>	<u>\$95,294</u>	<u>\$1,229,900</u>

(1) FY '79 expenditures are disbursements per DOE records as of February 13, 1980, and do not include outstanding encumbrances of \$35,810.

STATE OF ALASKA
DEPARTMENT OF EDUCATION
SCHEDULE OF COMMUNITY SCHOOLS GRANTS BY REAA
For the Fiscal Years Ended June 30, 1976, 1977, 1978, 1979 and 1980
(UNAUDITED)

REAA	Actual Expenditures						Grant Amount	
	FY '76 Operation	FY '77		FY '78		FY '79 (1)		FY '80 Operation
		Operation	Planning	Operation	Planning	Operation	Planning	
Adak	\$ -0-	\$18,225	\$ 8,790	\$ 19,728	\$ -0-	\$ 16,746	\$ 4,350	\$ 20,396
AUBSD	4,388	-0-	-0-	-0-	-0-	-0-	-0-	-0-
Aleutian	-0-	-0-	-0-	-0-	557	-0-	-0-	-0-
Annette	-0-	-0-	3,500	5,458	-0-	7,015	3,576	8,576
Bering Strait	-0-	7,050	-0-	5,103	-0-	19,519	6,500	34,727
Chatham	-0-	-0-	3,855	2,889	-0-	2,442	-0-	5,567
Copper River	-0-	-0-	-0-	-0-	4,766	13,416	1,704	19,361
Delta Greeley	-0-	8,958	3,102	23,982	-0-	21,226	-0-	30,903
Iditarod	-0-	-0-	4,578	8,652	8,193	6,165	4,496	20,564
Kuspuk	-0-	17,998	-0-	11,494	-0-	-0-	-0-	-0-
Lake & Peninsula	-0-	22,000	2,077	23,483	9,748	18,338	-0-	-0-
Lower Kuskokwim	-0-	-0-	3,220	17,650	-0-	36,316	-0-	72,982
Lower Yukon	-0-	-0-	-0-	-0-	-0-	6,558	4,380	35,758
Northwest Arctic	-0-	-0-	-0-	-0-	11,929	24,889	-0-	63,916
Pribilof	-0-	-0-	-0-	4,951	-0-	7,120	23,455	8,380
Selawik	-0-	2,332	-0-	-0-	-0-	-0-	-0-	-0-
Southeast Island	-0-	-0-	5,000	5,966	-0-	-0-	-0-	-0-
Southwest Region	-0-	23,223	4,250	10,857	3,685	28,934	5,955	40,755
Yukon Flats	-0-	-0-	443	3,244	-0-	11,386	-0-	18,930
Total REAA	\$4,388	\$99,786	\$38,815	\$143,347	\$38,878	\$220,070	\$54,716	\$380,815

(1) FY '79 expenditures are disbursements per DOE records as of February 13, 1980, and do not include outstanding encumbrances of \$35,810.

QUESTIONNAIRE SENT TO
COMMUNITY SCHOOL COORDINATORS

Name of Grantee: 34 School Districts

Type of Grant, July 1, 1978 - June 30, 1979

Planning

Operational:

3 1st yr 10 2nd yr 10 3rd yr 11 4th yr

Background Information

1. How many schools are in your district? 292
2. How many schools are used as community education sites? 189 (64.7%) 25 districts use 100% of district schools.
3. How many community school coordinators do you have in your school district?

a. Full-time 52

b. Part-time 73
c. How many hours per week (average)? 2-40 hrs

4. How many students (K-12) were enrolled in your school district in Fall of 1978?
a. Elementary 44,232 b. Secondary 36,833 c. Total 81,065
5. What is the overall population of the community (or communities) within your district? 410,841
6. What are the major objectives of the community education program in your district? (Please check all that apply and place a "1" to the left of the most important.)

Applies
33

- | | | |
|-----------|---|---|
| <u>33</u> | 1 | Expanding the use of schools beyond normal school hours. |
| <u>31</u> | 2 | Providing educational services/programs to out-of-school youth and adults. |
| <u>33</u> | 9 | Providing low-cost cultural, recreational and social opportunities for all community members. |
| <u>28</u> | 4 | Increasing social interaction, ethnic intergration, and participation in school and other public decision-making processes. |
| <u>33</u> | 4 | Utilizing more fully human resources and community agencies for broad community purposes. |
| <u>29</u> | 0 | Providing additional benefits to regular instructional programs (K-12). |

Other(s) (specify):

- | | | |
|----------|---|--|
| <u>3</u> | 1 | a. <u>Provide /develop advisory councils</u> |
| <u>8</u> | 0 | b. <u>Various other objectives</u> |

Facilities Used for Community Education (C.E.)

A. School Facilities

Most Frequent Response

Type of Facility	No. In District	No. Used for C.E.	Type of Program (Refer to Pg. 4 for Types)	Number Hours Used	
				Per Week	Per Year
1. Multi-purpose classroom	3003	407	Recreation - 21	1,700	65,534
2. Specialized classroom	375	186	Education Enrich.-21	1,827	33,873
3. Playground	191	99	Recreation - 21	688	17,018
4. Gymnasium	118	79	Recreation - 30	1,103	39,103
5. Shops (wood, auto, etc.)	126	62	Voc. Training - 18	297	5,388
6. Library	199	82	Education Enrich.-19	270	8,343
7. Auditorium	30	18	Social/Cultural - 8	44	561
8. Cafeteria	95	53	Social/Cultural - 12	179	3,114
9. Other	127	66	Recreation - 10	1,396	24,268

Please list the top ten groups who use the school facilities for community education activities (Examples include: Boy Scouts, senior citizen clubs, social clubs, religious groups, clinics, etc.):

1. City/Borough Parks & Recreation
2. Basketball Leagues
3. Scouting Organizations
4. Public Health Services; Red Cross
5. Native Organizations
6. Civic Organizations; Lions Club, etc.
7. PTA
8. State Agencies
9. Senior Citizens Groups
10. Miscellaneous

B. Other Community Facilities

Most Frequent Response

Type of Facility	No. Used for C.E.	Type of Program (Refer to Pg. 4 for Types)	Number Hours Used	
			Per Month	Per Year
1. Government Non-Recreational	78	Education-10 Social-10	540	4,376
Recreational	52	Recreation-16	592	10,377
2. Business	38	Education-5 Recrea.-5	247	1,805
3. Service Club	11	Recreation-4	54	538
4. Social Club	17	Recreation-6	347	3,393
5. Other (specify):	132	Recreation-10	1,401	14,707

Please list the top ten groups who use the above non-school facilities for community education activities:

1. City Borough Parks & Recreation
2. Native Organizations
3. Miscellaneous
4. _____
5. _____
6. _____
7. _____
8. _____
9. _____
10. _____

IMPACT ON K-12 PROGRAM

Is the community education program providing resources to the K-12 education program?

Yes No

Activity	Elementary Students		Secondary Students		Total K-12 Students	
	Activities	Involved	Activities	Involved	Activities	Involved
1. Field Trips	95	2,979	22	574	117	3,553
2. Volunteer Aides	62	2,481	31	536	93	3,017
3. Tutorial Service	16	705	20	87	36	792
4. Volunteer Instructors	187	3,053	66	1,746	253	4,799
5. Other (specify):						
	120	6,242	77	3,186	197	9,428

PROGRAMS

Indicate below which types of programs are offered to each age group and how many persons participate (P = number of programs; S = number of students).

Community Education Programs Offered by School District	Children (Pre-School through Elementary)		Youth (Secondary)		Adults (Ages 18 through 60)		Senior Citizens (Over 60)		Mixed Ages (Children through Seniors)		Total All Age Groups	
	P	S	P	S	P	S	P	S	P	S	P	S
Education/Curriculum Enrichment	250	5,217	184	2,589	528	6,644	63	113	73	2,011	1,008	16,576
Recreation	519	7,545	331	5,980	806	11,871	34	206	242	8,043	1,912	31,640
Vocational Training	11	161	23	220	97	1,338	3	24	14	458	168	2,203
Social/Cultural	117	5,420	98	2,151	207	4,065	33	417	114	2,166	569	18,221
Academic Credit Bearing	-0-	-0-	37	162	221	2,481	18	32	7	181	283	3,956
Special Activity (1 Time Only)	84	4,411	69	4,164	137	3,456	45	652	120	15,415	455	28,098
Other (specify):	3	80	2	10	30	1,244	3	1	26	1,260	62	1,100
Total All Programs	1,004	22,816	704	15,286	2,026	31,099	197	1,447	636	35,036	4,567	105,767

What innovative programs have been offered through your community school program (i.e., activities for the handicapped or senior citizens, etc.)?

Community Agencies' Involvement

Please list the community agencies which organized and/or sponsored the community education activities listed under PROGRAMS above, and indicate how the agency was involved.

Type of Agency	Most Frequent Response Type of Program(s) Organized/Sponsored	Did the Agency (please check):			
		Make Facilities Available?	Make Instructors Available?	Contribute Money?	Contribute Material?
Health-Related Agencies	Education 17	10	14	1	13
Parks and Recreation Depts	Recreation 8	7	8	3	6
Legal Assistance	Education 4	1	4	0	3
Community/Civic Groups	Social 11	5	6	9	7
Business and Industry	Social 6	2	4	2	1
Other Government Agencies	Education 11	8	7	1	8
Other (Specify):	Education 11	6	5	5	6

Community Residents' Involvement

The following question is designed to tell us how and in what areas community residents provide input to community education programs.

For example, assume the following: 1) The Community Schools Advisory Council is the primary vehicle (source) of input to setting priorities, and is the secondary input to program development; 2) the PTA is the primary vehicle for needs assessment and tertiary (third) for other support. Using P = primary vehicle for input, S = secondary vehicle for input, and T = tertiary vehicle for input, your answer would be marked as follows:

Vehicle for Community Residents' Input	Program Development	Needs Assessment	Program Evaluation	Setting Priorities	Other Support
Community Schools Advisory Council	S		P		
PTA		P			T

Using the above example, please indicate how the residents in your community provide input to the community education program:

Vehicle for Community Residents' Input	P S T			P S T			P S T			P S T			P S T		
	Program Development	Needs Assessment	Program Evaluation	Setting Priorities	Other Support										
Community Schools Advisory Council	21	8	2	20	5	1	23	4	2	25	3	1	8	4	4
PTA	1	2	3	1	1	0	3	1	3	3	0	2	2		
Other Parent Advisory Groups	2	7	1	5	7	1	1	8	1	9	1	1	3	3	
Block Clubs	1	2	1	1	2	1	0	1	2	0	1	1	0	1	1
Telephone Tree	0	5	2	1	2	2	2	1	1	0	2	1	2	2	4
Community Associations	6	10	3	2	0	3	4	5	2	2	9	2	5	3	2
Informal Network	7	12	3	9	8	4	4	11	4	2	14	5	2	4	6
Other (specify):	5	3	1	5	3	2	3	4	1	1	4	2	1	1	1

Technical Assistance and Funding

1. Have you asked for technical assistance from the State Department of Education?

23 Yes	
In what areas (please check):	
Establishing program goals and objectives.	11
Local needs assessment.	6
Identification of existing resources.	4
Staffing patterns.	6
Budgeting.	13
Establishing methods of community feedback.	7
Preparation and filing of grant application.	20
Maintaining financial records.	4
Establishing communication and cooperative planning mechanisms.	10
Other (specify): <u>Training, Planning Grant Assistance, Regulations Interpretation.</u>	5

16 No		
From what source(s) do you obtain technical assistance (please check where applicable)?		
	Paid	Non Paid
Direct contracts	9	7
Talent banks	1	7
Other agencies (please specify): _____	4	10

2. Did you receive technical assistance from the State Department of Education?

25 Yes		8 No			
What was the quality of assistance (Check one)?	Excellent	Good	Fair	Poor	
Establishing program goals and objectives.	15	6	1	0	
Local needs assessment.	0	5	2	0	
Identification of existing resources.	1	3	1	1	
Staffing patterns.	1	2	4	0	
Budgeting.	4	7	0	0	
Establishing methods of community feedback.	3	3	1	0	
Preparation and filing of grant application.	13	6	3	0	
Maintaining financial records.	0	3	2	0	
Establishing communication and cooperative planning mechanisms between districts.	6	4	4	0	
Other (specif.): _____	0	0	1	0	

3. What program areas have suffered in the past because of cutbacks in State funding? Please specify: _____

Inadequate personnel to administer programs. Unable to expand and add programs where interest is shown.

4. What were the sources of funding for your community education program in Fiscal Years 1978 and 1979? (Enter dollar amount where applicable.)

Source	FY 1978	FY 1979
State Community School grant	\$ 858,915	\$ 1,137,099
Federal Community School grant	-0-	-0-
School District	486,053	517,300
Community Organizations	102,000	126,000
Other (specify): _____	650,289	851,016

Total Community Education Funding	\$ 2,097,257	\$ 2,631,415

5. Has an on-site evaluation of your community schools program been done by a representative of the State Department of Education?

3 Yes	31 No
When? <u>1977</u>	
Name of representative _____	
Title of representative _____	

6. Have your community school program accounting records been reviewed on-site by a representative of the State Department of Education? (Do not include annual audits by CPA firms.)

Yes	34 No
When? _____	
Name of representative _____	
What were the results of your audit or review? _____	

7. What direction do you think the community education program in your district should take during the next few years? (Check all that apply.)

- a. 4 Continue as it is now.
- b. 24 Add new programs.
- c. 1 Offer fewer programs.
- d. 25 Serve more members of the community.
- e. 0 Serve fewer members of the community.
- f. 15 Other (please specify): _____

Comments: _____

QUESTIONNAIRE SENT TO SUPERINTENDENTS

Respondent Name: District Superintendents

School District: 26 School Districts

Telephone: _____

FOR SUPERINTENDENTS ONLY

Background Information

1. How many schools are in your district? 173
2. How many schools are used as community education sites? 136 (78.6%)
3. How many students (K-12) were enrolled in your school district in Fall of 1978?
 - a. Elementary 13,539 b. Secondary 10,082 c. Total 23,621
4. What is the overall population of the community (or communities) within your district? 106,402
5. How closely have you supervised the Community Education Program in your district during the past years? (Please check the statement that best describes your actions.)
 - 3 Close supervision. Community Education was one of the programs I was most involved in. I attended most meetings and participated in all levels of decision-making.
 - 13 Moderate supervision. I provided general oversight of this project to about the same extent as I supervise other special programs in the district. I participated in many decisions, but delegated lesser decisions and activities to others.
 - 9 Indirect supervision. Community Education was not one of my major concerns last year. I delegated most decisions to appropriate personnel and participated only in overall matters of policy if they came up. Helps write grant application.
 - 1 Other (specify) Helps write grant application.

FOR ALL RESPONDENTS

6. How familiar are you with the State funded community schools program?

<u>0</u>	<u>2</u>	<u>13</u>	<u>10</u>
Not Familiar	Very Limited Familiarity	Moderately Familiar	Quite Familiar

1
No Responses

7. What are the major objectives of the community education program in your district? (Please check all that apply and place a "1" to the left of the most important.)
- Applies
23
- 23 4 Expanding the use of schools beyond normal school hours.
- 24 4 Providing educational services/programs to out-of-school youth and adults.
- 23 3 Providing low-cost cultural, recreational and social opportunities for all community members.
- 17 2 Increasing social interaction, ethnic integration, and participation in school and other public decision-making processes.
- 22 1 Utilizing more fully human resources and community agencies for broad community purposes.
- 17 0 Providing additional benefits to regular instructional programs (K-12).
- Other(s) (specify):
- 3 0 a. Promote School Usage-2; Mobilize Community-1:
b. _____

8. Has the School Board made any policies relating to the community school program?

<p>3 No</p> <p>If no, have any policy changes ever been proposed?</p> <p><input type="radio"/> Don't know</p> <p>2 No</p> <p><input type="radio"/> Yes</p>	<p>'23 Yes</p> <p>If yes, what have they done?</p> <p>18 An official motion was passed endorsing the concept of Community Education (when passed?) _____)</p> <p>4 The School Board approved the present project, but is not on record as endorsing Community Education generally.</p> <p>1 Other (specify) <u>Addressed in Policy</u> _____ _____</p>
--	---

9. How actively did the following participate in conceiving or preparing the most recent (1979-1980) Community Education proposal?

	Don't know	Not active	Slightly active	Maxerately active	Very active
a. School superintendent	0	2	6	8	10
b. School Board	0	5	9	9	3

10. How actively did the following participate in the actual operation of the Community Education Program in 1978-1979?

	Don't know	Not active	Slightly active	Moderately active	Very active
a. School superintendent	2	4	5	10	5
b. School board	2	7	7	9	0

11. Both POSITIVE and NEGATIVE changes may result from the implementation of a Community Education Program. Changes, if any, will be realized to different extents in each community.

Please indicate how much change, either positive or negative, has occurred in your school district which you feel can be attributed to the Community Education Program.

The scale ranges from: +4 to -4 with 0 representing none. Then on both sides. 1 = a little change; 2 = moderate change; 3 = significant change; 4 = very significant change.

Circle the number which applies.

	Average of Responses	NEGATIVE CHANGE	POSITIVE CHANGE
a. Community support for schools	+2.2	-	+
b. Attitudes of teachers and administrative staff toward community	+1.6	-	+
c. Self-help activities undertaken by the community	+1.3	-	+
d. Cooperation between schools and non-school governmental agencies	+2.4	-	+
e. Cooperation of schools with private agencies	+1.8	-	+
f. Services to the elderly	+0.9	-	+
g. School vandalism	+1.5	-	+
h. Participation of citizens in school decision-making	+1.6	-	+
i. Participation of citizens in non-school community decision-making	+1.2	-	+
j. Drug abuse	+0.9	-	+

12. What is your overall impression of the community schools program?

Very Negative	Negative	No Opinion	Positive	Very Positive
0	2	0	12	12
-2	-1	0	+1	+2

Education program?

Very Negative	Negative	Neutral	Positive	Very Positive
0	0	3	13	10
-2	-1	0	+1	+2

14. How involved do you think citizens should be in the following?

Categories of Involvement	Not involved	Slightly involved	Moderately involved	Very involved
a. Developing school/district educational policy	2	3	9	12
b. Designing new courses, including goals and content	1	8	11	6
c. Serving as volunteers in the daily program	0	5	9	12
d. Assisting in district evaluation of programs	2	1	12	11

Have your attitudes toward any of the above changed in the past two years?

20 No

6 Yes. If yes, please circle the area of change and explain:

15. If state funding were terminated next year, to what extent do you think the Community Education Program would continue to operate?

6 Don't know

6 Program (and its services/activities) would be discontinued

13 Program would exist but would operate at reduced levels in terms of decreased numbers of areas served or decreased services/activities (With what funds? _____)

(specify)

1 Program would operate in the same manner and to the same degree as it has operated (With what funds? _____)

(specify)

0 Program would expand to include a larger service area or more services/activities (With what funds? _____)

(specify)

16. Have you ever attended any community school conferences, workshops, or training sessions?

a. 12 No

13 Yes

If yes:

b. Was it in the past two years? 3 No

10 Yes

If yes:

c. Who was/were the sponsor(s)? Various Agencies

d. How valuable was/were the sessions?

0 of no value 0 of little value 3 of some value 5 quite helpful 2 critical to my efforts

e. Can you cite any specific examples of having done anything differently because of the training/assistance received?

1 No

8 Yes

If yes, what? (1) Policy Changes

(2) Use Community Surveys to Develop Program

(3) Utilize Volunteers

(4) _____

17. What suggestions can you make to the Alaska Legislature that would improve the effectiveness of Community Education programs?

Increase funding levels/change funding methods- 16

Provide continuous funding from year to year - 7

Reduce paperwork - 2

ADDITIONAL COMMENTS:

STATE OF ALASKA

JAY S. HAMMOND
GOVERNOR

DEPARTMENT OF EDUCATION

OFFICE OF THE COMMISSIONER

POUCH F-ALASKA OFFICE BUILDING
JUNEAU 99811

March 7, 1980

RECEIVED

MAR 10 1980

LEGISLATIVE
AUDIT

Mr. Gerald L. Wilkerson, CPA
Legislative Auditor
Division of Legislative Audit
Pouch W
Juneau, AK 99811

Dear Mr. Wilkerson:

Reference: Response to the Preliminary Audit of the Community
School Program

The Department of Education staff and I have reviewed the above referenced report and offer the following commentary. First, under the Scope Constraint, the Department of Education has collected data on the FY'79 operational grants and will continue to do so in each subsequent year. Please see attachment A.

Recommendation #1

The Department of Education (DOE) should issue operating Community School grant funds in accordance with AS 14.36.030.

The Department of Education agrees with this recommendation. This specific recommendation was brought to the attention of the Department of Education prior to the issuance of the FY'80 grants. Hence the Department of Education has issued FY'80 grant monies in accordance with this recommendation.

Recommendation #2

DOE should strengthen the grant reimbursement procedures.

The Department of Education agrees with the audit recommendation; however, since the FY'78 grant reimbursements, the Department has strengthened the grant reimbursement process. The process of reimbursement requires the program manager to review all reimbursement requests. The administrative assistant to the Adult and Continuing Education Unit and the unit administrator review the requests, and the division accountant reviews the request before it is forwarded to fiscal for payment. During these reviews, line item expenditures, authorized signatures and other points are checked for compliance.

School Districts are not allowed to overexpend their line item budgets unless line item transfers are approved by the Department.

An effort will be made to review the annual district reports with the Community School reimbursement file. However, the annual district reports generally do not arrive in the Department of Education until December and January, while the Community School operational grants should be closed by December.

Recommendation #3

Department of Education should comp/y with Alaska Statutes by approving one planning grant to establish a Community School program in an attendance area.

The Department of Education does not agree with recommendation #3. Section 4 AAC 32.101. Scope of State Assisted Projects, published in Register 60, January 1977, p. 4-24, part A, (see attachment B), stipulates that Community School grants are made to school districts for planning, establishing, expanding, improving or maintaining community education programs.

While it is true that a "Community School program becomes fully operational at the beginning of the second fiscal year following its authorization," this does not take into account "expanding and improving" their programs.

Those districts which received planning grants during their third and fourth year of operation utilized said funds for expanding and improving their programs.

Recommendation #4

Department of Education should collect, record and maintain statistics on Community School programs.

The Department of Education agrees partly with recommendation #4. A systematic process of the collection of data relevant to the Community School programs in Alaska was begun in FY'79. (See attachment A, C & D). The figures on these attachments are not standardized.

Since the completion of the FY'79 operations grants, the districts which have operational grants now have to submit a narrative report and a statistical report with their final reimbursement request. The procedures for standardization of statistics is being finalized for FY'80.

Recommendation #5

Department of Education should perform on-site evaluations of district Community School programs.

The Department of Education concurs with recommendation #5. Although it is true that the Department of Education did not perform official

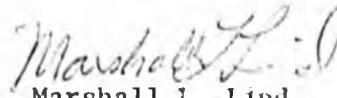
March 7, 1980

on-site monitoring trips during the period of time stated in the preliminary audit report; each technical assistance visitation was also an unofficial monitoring trip. We have now formalized the procedure beginning with FY'80 grant applications, a three year rotational schedule has been established. During FY'80, eleven (11) sites will be monitored. With the additional two (2) sites that the audit committee reviewed, thirteen (13) sites have been monitored. The remaining sites will be monitored during the next two years.

Finally we would clarify that the questionnaire, sent to community school coordinators and superintendents in the Supplemental Information Section, was not taken from the records of the Department of Education, Community School program, but was a survey which was conducted by legislative audit personnel.

I would like to thank you for the fine professional manner in which the members of your staff conducted themselves during the course of this audit.

Sincerely,



Marshall L. Lind
Commissioner

ALASKA COMMUNITY INVOLVEMENT
IN COMMUNITY EDUCATION
FY79

Attachment A

City	School System	Total No. Of Schools In System	No. of School Designated Community Schools			Citizen Involvement		Total * Involvement
			Elementary	Secondary	TOTALS	Youth	Adult	
1. Anchorage	Anchorage School System	66	20	1	21	9,761	9,051	18,812
2. Metlakatla	Annette Island City Schools	2	1	1	2	149	117	266
3. Agnoos	Cham School	4	-----4-----		4	did not submit final report		
4. Glennallen	Copper River Schools	5	-----5-----		5	372	286	658
5. Delta Jun.	Delta/Greely Schools	3	2	1	3	191	197	388
6. Haines	Haines Borough Schools	2	1	1	2			967
7. Kake	Kake City Schools	2	1	1	2	226	75	301
8. King Cove	King Cove City Schools	2	1	1	2	did not submit final report		
9. Kodiak	Kodiak Island Borough Schools	13	8	2	10	603	870	1,473
10. Bethel	Lower Kuskokwim Schools	10	-----8-----		8	798	1,015	1,813
11. Palmer	Matanuska/Susitna Borough Schools	11	8	3	11	7,741	3,472	6,213
12. Nome	Nome City Schools	2	1	1	2	610	777	1,387
13. Petersburg	Petersburg City Schools	2	1	1	2	submitted narrative only		
14. St. Paul Is.	Pribilof Schools	2	1	1	2	submitted narrative only		
15. Sitka	Sitka Borough Schools	10	4	2	6	410	445	855
16. Skagway	Skagway City Schools	1	-----1-----		1	107	135	242
17. Dillingham	Southwest Region Schools	11	-----7-----		7	443	294	737
18. Valdez	Valdez City Schools	4	2	2	4	126	250	376

ALASKAN COMMUNITY INVOLVEMENT
IN COMMUNITY EDUCATION
FY79

City	School System	Total No. of Schools in System	No. of Schools Designated Community Schools			Citizen Involvement		Total Involvement	
			Elementary	Secondary	TOTALS	Youth	Adult		
19. Fairbanks	Northstar Borough Schools	28	5	2	7			Did not submit final report	
20. McGrath	Iditarod Area Schools	9	-----9-----		9			Did not submit final report	
21. Juneau	Juneau Borough School District	9	5	2	7	2,434	5,419	7,853	
22. Soldotna	Kenai Peninsula Borg. Schools	26	9	8	17	626	3,770	4,396	
23. Kotzebue	Northwest Arctic School Dist.	12	-----7-----		7			Submitted narrative only	
24. Dillingham	Dillingham City Schools	1	-----1-----		1			Did not submit final report	
25. Adak	Adak Region Schools	2	1	1	2			Submitted narrative only	
26. Naknek	Bristol Bay Borough Schools	3	2	1	3	78	163	241	
27. Craig	Craig City Schools	2	1	1	2	65	175	240	
28. Ibonah	Ibonah City Schools	2	1	1	2			Submitted narrative only	
29. Naknek	Lake and Peninsula	12	-----10-----		10			Did not submit final report	
30. Harrow	North Slope Borough Schools	7	-----5-----		5			Submitted narrative only	
31. Ft. Yukon	Yukon Flats Schools	8	-----1-----		1			Did not submit final report	
32. Yakutat	Yakutat City Schools	2	1	1	2	100	113	213	
33. Cordova	Cordova City Schools	2	1	1	2	494	308	802	
34. Klawock	Klawock City Schools	1	-----1-----		1	140	62	202	
20 Districts submitting statistics					TOTALS	20,474	26,994	47,468	

* Total involvement on these sheets are a one-time registration of each participant, however, many participants are involved in more than one class so that this figure does not ascertain the level of involvement for each individual.

CHAPTER 32.
COMMUNITY SCHOOLS

Section

- 10. Scope of state-assisted projects
- 20. Community education grant application
- 30. Definitions

4 AAC 32.010. SCOPE OF STATE-ASSISTED PROJECTS. (a) Community school grants are made to school districts for planning, establishing, expanding, improving or maintaining community education programs. Two types of grants will be made

(1) planning grants will be made to help districts and communities to develop comprehensive community education programs;

(2) operational grants will be made to help districts operate community education programs.

(b) Grants are for a period of up to one year. Subsequent applications must be submitted and will be evaluated in the same manner as initial grant applications. (Eff. 3/12/76, Reg. 57; am. 2/4/76, Reg. 60)

Authority: AS 14.07.060
AS 14.36.040

4 AAC 32.020. COMMUNITY EDUCATION GRANT APPLICATION. (a) The commissioner will, in the exercise of his discretion, award a planning grant to a district upon an application submitted to him which contains, in narrative form, the following:

- (1) objectives for the planning process;
- (2) procedures, strategies, and activities for accomplishing the objectives;
- (3) a time-line for accomplishing the objectives;
- (4) an evaluation design providing for the collection, verification and analysis of data to measure the extent to which the objectives are accomplished by the program;
- (5) a proposed budget, indicating the amount of grant funds requested; and

(j) a commitment to report to the commissioner the results of the planning effort.

(b) The commissioner will, in the exercise of his discretion, award a grant for operating a community education program to a district upon an application submitted to him which contains at least the following:

(1) an overall long-range plan which contains provisions to fulfill the following elements of a community education program:

(A) service to an identified community or local attendance area;

(B) potential for accommodation of all age groups as well as specific groups with special needs;

(C) concentration of activities in one or more public facilities;

(D) identification and utilization of cultural, recreational and other existing and planned resources located outside those public facilities in which the activities are to be concentrated;

(E) systematic procedures for identifying and documenting, on a continuing basis, the needs, interests and concerns of the community served and for responding to those needs, interests and concerns;

(F) programs and activities which reflect the array of needs, interests and concerns of the community; and

(G) creation of an active community education council whose members are representative of the community to be served;

(2) projections for expected long-range growth and development in regard to the following aspects of the community education program:

(A) the K-12 regular school program;

(B) facility and resource use;

(C) extended activities for children and youth;

(D) opportunities for the involvement of adults in the community education program;

(E) delivery of various human services at the most local community level; and

(F) community development in general;

(3) a short-range, detailed program plan which includes the following:

(A) program objectives which state specific and measurable outcomes of the selected program components;

(B) procedures, strategies, and activities for accomplishing the program objectives;

(C) a time-line for accomplishing the program objectives; and

(D) an evaluation design providing for the collection, verification and analysis of data to measure the extent to which the program objectives are accomplished by the program;

(4) documentation of the involvement of persons broadly representative of the community to be served by the program in the preparation of the application, and provision for indicating the continued involvement of such persons with the program;

(5) information regarding the administration of the program, including but not limited to

(A) proposed organizational arrangements for program administration and qualifications and roles of staff who will administer the program;

(B) provisions for securing appropriate training, where required, of a short-term, in-service or preservice nature for administrators, staff, community members, and others who will plan and carry out programs;

(C) an organizational chart indicating the relationship between individuals, groups and agencies affected by the plan; and

(D) a statement as to the proportion of the total school district which operates as

distinct administrative units for community education purposes;

(6) a commitment by the applicant to collect and make available information which may be required by the commissioner in accordance with those reasonable time constraints which he may establish, for purposes of carrying out program evaluations;

(7) letters from agencies and organizations affected by the program indicating affiliation or cooperation with the applicant as indicated in the program design; and

(8) a budget statement indicating money to be provided during the period of the requested grant by various agencies, organizations and individuals to support community education in the community to be served by the program.

(c) As necessary, incomplete or inadequate applications will be returned to the applicant for modification. Unfunded applications will be reviewed with comments provided by the department for future use by the applicant. (Eff. 3/12/76, Reg. 57; am. 12/4/76, Reg. 60)

Authority: AS 14.07.060
AS 14.36.040

4 AAC 32.030. DEFINITIONS. In this chapter, unless the context requires otherwise

(1) "community education" means a "community school program" as defined in AS 14.36.070;

(2) "district" means a city or borough school district, or a regional educational attendance area;

(3) "program" means a community education program which meets the requirements set forth in sec. 20 of this chapter;

(4) "public facility" means a facility owned or operated by the state, or a political subdivision of the state. (Eff. 3/12/76, Reg. 57)

Authority: AS 14.07.060
AS 14.36.040

Attachment C

Community Education

FY'79

<u>District</u>	<u>Local Contribution</u>	<u>State Support</u>
Anchorage/Eagle River	\$978,646.00	\$256,646.00
Adak	Not Listed	17,932.00
Annette Islands	Not Listed	7,015.00
Bering Straits	8,100.00	26,885.00
Bristol Bay	Not Listed	9,790.00
Chatham Straits	5,720.00	5,567.00
Copper River	Not Listed	14,227.00
Cordova	25,025.00	3,536.00
Craig	12,249.20	2,992.00
Delta Junction	5,000.00	21,226.00
Dillingham	Not Listed	12,169.00
Fairbanks	11,481	96,803.00
Fairnes	Not Listed	13,408.00
Hoonah	1,773.00	8,072.00
Juneau	Not Listed under total	46,583.00
Kake	7,935.00	4,764.00
Kenai	Not Listed	101,114.00
King Cove	2,390.00	6,701.00
Klawock	3,250.00	5,200.00
Kodiak	25,145.00	43,964.00
Lake & Peninsula	Not Listed	27,376.00
Lower Kuskokwim	19,767.00	38,130.00
Lower Yukon	Not Listed	10,722.00
Mat-Su	Not Listed	53,666.00
Nome	37,427.00	23,093.00
North Slope Borough	14,521.00	41,607.00
N.W. Arctic	Not Listed	39,794.00
Petersburg	Not Listed	7,090.00
Pribilof	16,126.00	5,670.00
Sitka	Not listed	30,232.00
Skagway	3,000.00	3,097.00
Southwest Region	Not Listed	30,887.00
Valdez	97,938.00	21,050.00
Yakutat	5,227.00	5,227.00
Yukon Flats	16,450.00	12,382.00
Iditarod	Not Listed	12,557.00
Totals	\$1,397,170.20	\$1,067,174.00

<u>District/REAA</u>	FY79 State Grant	# of Participant	Cost/Participant
<u>District</u>			
Anchorage	\$256,646	18,812	\$13.64
Bristol Bay	8,340	241	34.60
Cordova	3,533	802	4.40
Craig	2,992	240	12.46
Dillingham	12,169	Figures not available	Figures not avail.
Fairbanks	96,803	Figures not available	Figures not avail.
Haines	11,958	967	12.36
Hoonah	6,622	Narrative report	Narrative report
Juneau	46,583	7,853	5.93
Kake	3,314	301	11.00
Kenai	106,570	4,396	24.24
King Cove	5,251	Figures not available	Figures not avail.
Klawok	5,200	202	25.74
Kodiak	43,964	1,473	29.84
Mat-Su	53,666	6,213	8.47
Nome	21,643	1,387	15.60
North Slope	41,607	Narrative Report	Narrative Report
Petersburg	7,094	Narrative Report	Narrative Report
Sitka	28,782	855	33.66
Skagway	3,097	242	12.79
Valdez	19,600	376	52.12
Yakutat	5,227	213	24.53
<u>REAA</u>			
Adak	16,482	Figures not available	Figures not avail.
Annette Island	5,565	266	20.92
Bering Strait	26,885	Narrative Report	Narrative Report
Chatham	5,567	Figures not available	Figures not avail.
Cooper River	14,227	658	21.62
Delta/Greely	21,226	388	54.70
Iditarod	12,557	Figures not available	Figures not avail.
Lake and Peninsula	27,376	Figures not available	Figures not avail.
Lower Kuskokwim	38,130	1,813	21.03
Lower Yukon	9,272	183	50.66
Northwest Arctic	39,794	Figures not available	Figures not avail.
Pribilof	5,670	Narrative Report	Narrative Report
Southwest Region	29,437	737	39.94
Yukon Flats	10,932	Figures not available	Figures not avail.
Total	\$1,087,979	48,618	\$ 22.37

STATE OF ALASKA

AUDIT DIVISION
POUCH W - ALASKA OFFICE BUILDING

THE LEGISLATURE

FINANCE DIVISION
POUCH WF - STATE CAPITOL

BUDGET AND AUDIT COMMITTEE

JUNEAU, ALASKA 99811

March 12, 1980

Members of the
Legislative Budget and Audit Committee:

We have reviewed the Department of Education's response to our Preliminary Report. Our comments follow:

Recommendation No. 3

The Department disagreed with our recommendation, and stated that the Community Schools' planning grants may be made to school districts for expanding and improving their programs whether they are in their first year or their fourth year of operation. However, the following is a quote from a letter dated January 2, 1980, from our legal counsel, Legislative Affairs Agency, Division of Legal Services:

While conceding the community schools "planners" their due, I would caution that planning money is limited to one grant per "local attendance area." Neither the statute nor the department's regulations are clear on the point. However, the "Statement of intent" codified at AS 14.36.010(b) indicates legislative resolve that the "community school program will become fully operational at the beginning of the second fiscal year following its authorization." (Emphasis added.) A "local attendance area" may submit an application for a community schools grant, to include a request for support of a comprehensive plan for the community school program. . . ." If each local attendance area within a district may seek financial support for the development of the comprehensive plan for a community school program, where the legislation so clearly recognizes planning as a requisite to successful implementation and administration of a program and the legislature has taken the position that a supported program move into operation at the beginning of the second fiscal year, the net effect must be to limit the number of planning grants per "local attendance area" to one.

The House HESS Committee eliminated the requirement of initiation of an operational program at the start of the second fiscal year in its committee substitute. The House Finance Committee restored the provision, evidence that, while program planning was essential, it was the support of the development and implementation of an operating program which the legislature was seeking to support.



Gerald L. Wilkerson, CPA
Legislative Auditor
Division of Legislative Audit

Districts	1% Foundation Support \$10,000 min.	1% Foundation Support Plus State Match	0.75% Foundation Support \$10,000 min.	0.75% Foundation Support Plus State Match	0.5% Foundation Support \$10,000 min.	0.5% Foundation Support Plus State Match
Anchorage	\$ 752,277	\$1,504,554	\$ 564,208	\$1,128,416	\$ 376,138	\$ 752,276
Bristol Bay	13,302	26,604	10,000	20,000	10,000	20,000
Cordova	18,706	37,412	14,030	28,060	10,000	20,000
Craig	10,000	20,000	10,000	20,000	10,000	20,000
Dillingham	20,416	40,832	15,312	30,624	10,208	20,416
Fairbanks	236,213	472,426	177,160	354,320	118,106	236,212
Galena	12,430	24,860	10,000	20,000	10,000	20,000
Haines	15,918	31,836	11,938	23,876	10,000	20,000
Hoonah	10,000	20,000	10,000	20,000	10,000	20,000
Hydaburg	10,000	20,000	10,000	20,000	10,000	20,000
Juneau	103,716	207,432	77,787	155,574	51,858	103,716
Kake	10,000	20,000	10,000	20,000	10,000	20,000
Kenai	174,464	348,928	130,848	261,696	87,232	174,464
Ketchikan	62,329	124,658	46,747	93,494	31,165	62,330
King Cove	10,000	20,000	10,000	20,000	10,000	20,000
Klawock	10,000	20,000	10,000	20,000	10,000	20,000
Kodiak	82,777	165,554	62,083	124,166	41,389	82,778
Mat-Su	126,281	252,562	94,711	189,422	63,140	126,280
Nenana	10,876	21,752	10,000	20,000	10,000	20,000
Nome	40,381	80,762	30,286	60,572	20,191	40,382
North Slope	93,678	187,356	70,258	140,516	46,839	93,678
Pelican	10,000	20,000	10,000	20,000	10,000	20,000
Petersburg	17,602	35,204	13,202	26,404	10,000	20,000
Sand Point	10,000	20,000	10,000	20,000	10,000	20,000
Sitka	45,346	90,692	34,010	68,020	22,673	45,346
Skagway	10,000	20,000	10,000	20,000	10,000	20,000
St. Mary's	10,000	20,000	10,000	20,000	10,000	20,000
Unalaska	11,364	22,728	10,000	20,000	10,000	20,000
Valdez	33,247	66,494	24,935	49,870	16,623	33,246
Wrangell	15,814	31,628	11,850	23,720	10,000	20,000
Yakutat	10,000	20,000	10,000	20,000	10,000	20,000
Total Districts	\$1,997,137	\$3,994,274	\$1,529,375	\$3,058,750	\$1,075,562	\$2,151,124

	1% Foundation Support \$10,000 min.	0.75% Foundation Support Plus State Match	0.75% Foundation Support \$10,000 min.	0.75% Foundation Support Plus State Match	0.5% Foundation Support \$10,000 min.	0.5% Foundation Support Plus State Match
--	--	--	---	--	--	---

REAA

Adak	\$ 22,281	\$ 44,562	\$ 16,711	\$ 33,422	\$ 11,141	\$ 22,282
Alaska Gateway	26,481	52,962	19,861	39,722	13,241	26,482
Aleutian Chain	17,111	34,222	12,834	25,668	10,000	20,000
Annette Island	13,064	26,128	10,000	20,000	10,000	20,000
Bering Strait	52,757	105,514	39,568	79,136	26,379	52,758
Chatham	11,376	22,752	10,000	20,000	10,000	20,000
Chugach	10,000	20,000	10,000	20,000	10,000	20,000
Copper River	27,407	54,814	20,555	41,110	13,703	27,406
Delta Greely	32,056	64,112	24,042	48,084	16,028	32,056
Iditarod	30,350	60,700	22,762	45,524	15,175	30,350
Kuspuk	35,229	70,458	26,422	52,844	17,615	34,230 ←
Lake & Peninsula	43,197	86,394	32,398	64,796	21,599	43,198
Lower Kuskokwim	135,804	271,608	101,853	203,706	67,902	135,804
Lower Yukon	78,852	157,704	59,139	118,278	39,426	78,852
Northwest Arctic	102,888	205,776	77,166	154,332	51,444	102,888
Pribilof	12,220	24,440	10,000	20,000	10,000	20,000
Railbelt	21,094	42,188	15,820	31,640	10,547	21,094
Southeast Island	27,942	55,884	20,956	41,912	13,971	27,942
Southwest Region	49,925	99,850	37,444	74,888	24,962	49,924
Yukon Flats	35,213	70,426	26,410	52,820	17,606	35,212
Yukon Koyukuk	48,740	97,480	36,555	73,110	24,370	48,740
Total REAA	\$ 833,987	\$1,667,974	\$ 630,496	\$1,260,992	\$ 435,109	\$ 870,218
Total District and REAA	\$2,831,124	\$5,662,248	\$2,159,871	\$4,319,743	\$1,510,671	\$3,021,342

Community Education FY80

<u>District</u>	<u>Amount Local Contribution</u>	<u>Amount State Support</u>
Anchorage and Eagle River	\$882,689.60	\$256,646.00
Bristol Bay	7,084.00	10,246.00
Adak	9,739.00	20,396.00
Annette Island	Not Listed	8,576.00
Bering Straits	Not Listed	34,727.00
Copper River	Not Listed	19,361.00
Cordova	24,618.34	6,487.00
Craig	12,000.00	4,014.00
Delta Junction	6,000.00	30,903.00
Dillingham	Not Listed	12,169.00
Fairbanks	14,585.00	96,803.00
Haines	19,050.00	11,958.00
Hoonah	10,298.00	8,497.00
Juneau	Not Listed	71,274.00
Kake	13,728.00	4,861.00
Kenai	Not Listed	106,570.00
King Cove	1,952.00	5,251.00
Klawock	9,725.00	5,200.00
Kodiak	15,743.00	61,517.00
Lower Kuskokwim	19,767.00	72,982.00
Lower Yukon	61,060.00	35,758.00
Mat-Su	Not Listed	69,197.00
Nome	44,780.00	30,670.00
N.W. Arctic	Not Listed	63,916.00
Petersburg	Not Listed	10,602.00
Pribilof	16,657.00	8,380.00
Sitka	45,977.00	35,922.00
Skagway	12,206.00	6,322.00
Southwest Region	Not Listed	40,755.00
St. Mary	Not Listed	4,442.00
Valdez	40,870.00	26,445.00
Yakutat	16,040.00	6,623.00
Yukon Flats	26,030.00	18,930.00
Iditarod	188,000.00	20,564.00
Totals	\$1,484,013.94	\$1,226,964.00

Community Education

FY' 79

<u>District</u>	<u>Local Contribution</u>	<u>State Support</u>
Anchorage/Eagle River	\$978,646.00	\$256,646.00
Adak	Not Listed	17,932.00
Annette Islands	Not Listed	7,015.00
Bering Straits	8,100.00	26,885.00
Bristol Bay	Not Listed	9,790.00
Chatham Straits	5,720.00	5,567.00
Copper River	Not Listed	14,227.00
Cordova	25,025.00	3,536.00
Craig	12,249.20	2,992.00
Delta Junction	5,000.00	21,226.00
Dillingham	Not Listed	12,169.00
Fairbanks	11,481	96,803.00
Haines	Not Listed	13,408.00
Hoonah	1,773.00	8,072.00
Juneau	Not Listed under total	46,583.00
Kake	7,935.00	4,764.00
Kenai	Not Listed	101,114.00
King Cove	2,390.00	6,701.00
Klawock	3,250.00	5,200.00
Kodiak	25,145.00	43,964.00
Lake & Peninsula	Not Listed	27,376.00
Lower Kuskokwim	19,767.00	38,130.00
Lower Yukon	Not Listed	10,722.00
Mat-Su	Not Listed	53,666.00
Nome	37,427.00	23,093.00
North Slope Borough	14,521.00	41,607.00
N.W. Arctic	Not Listed	39,794.00
Petersburg	Not Listed	7,090.00
Pribilof	16,126.00	5,670.00
Sitka	Not listed	30,232.00
Skagway	3,000.00	3,097.00
Southwest Region	Not Listed	30,887.00
Valdez	97,938.00	21,050.00
Yakutat	5,227.00	5,227.00
Yukon Flats	16,450.00	12,382.00
Iditarod	Not Listed	12,557.00
Totals	\$1,397,170.20	\$1,067,174.00

District

Anchorage	\$256,646	\$458,530	\$328,264	\$1,232,199
Bristol Bay	10,246	22,336	5,427	20,370
Cordova	6,487	14,141	7,927	29,756
Craig	4,014	8,749	3,104	11,651
Dillingham	12,169	20,885	8,883	33,345
Fairbanks	96,803	74,909	102,106	383,274
Galena	0	0	4,731	17,760
Haines	11,958	25,584	6,958	26,117
Hoonah	8,497	18,523	4,174	15,668
Hydaburg	0	0	2,198	8,250
Juneau	71,274	155,367	46,641	175,077
Kake	4,861	10,834	3,849	14,446
Kenai	106,570	106,242	67,484	253,312
Ketchikan	0	0	28,454	106,809
King Cove	5,251	13,301	3,294	12,364
Klawok	5,200	5,502	1,466	5,502
Kodiak	61,517	134,097	36,885	138,455
Mat-Su	69,197	150,839	53,062	199,177
Nenana	0	0	4,475	16,796
Nome	30,670	66,856	17,026	63,911
North Slope	0	0	35,776	134,293
Pelican	0	0	1,125	4,221
Petersburg	10,602	23,112	7,708	26,932
Sand Point	0	0	3,569	13,398
Sitka	35,922	78,303	20,690	77,664
Skagway	6,322	13,781	3,234	12,141
St. Mary's	1,811	3,948	4,206	15,788
Unalaska	0	0	3,756	14,099
Valdez	26,445	57,647	13,651	51,242
Wrangell	0	0	6,814	25,576
Yakutat	6,623	14,438	3,641	13,669

REAA

Adak	20,396	44,460	12,112	45,466
Alaska Gateway	0	0	13,660	51,276
Aleutian	0	0	9,141	34,313
Annette	8,576	18,695	6,954	26,103
Bering Strait	34,727	75,698	20,659	77,548
Chatham	5,567	4,988	5,613	21,068
Chugach	0	0	1,844	6,920
Copper River	19,361	42,204	14,675	55,084
Delta/Greely	30,903	67,365	17,942	67,349
Iditarod	20,564	44,825	15,071	56,572
Kuspuk	0	0	18,173	68,217
Lake and Peninsula	0	0	20,605	77,344
Lower Kuskokwim	72,982	159,091	58,819	220,789
Lower Yukon	35,758	77,946	34,686	130,200
Northwest Arctic	63,916	139,327	47,732	179,169
Pribilof	8,380	18,266	6,226	23,369
Railbelt	0	0	10,302	38,671
Southeast Island	0	0	13,958	52,393
Southwest Region	40,755	88,838	20,306	76,224
Yukon Flats	18,930	41,265	16,204	60,826
Yukon Koyukuk	0	0	21,640	92,491
Totals	\$1,229,900	\$2,300,692	\$1,229,900	\$4,616,654

TO: [The Honorable Thelma Bucholdt
The House of Representatives
Alaska State Legislature

DATE: January 28, 1980

FILE NO:

THRU: Commissioner Lind *M.L. 2.2.*
Department of Education

TELEPHONE NO:

FROM: Joe Miguel, Supervisor *JM*
Community Education
Department of Education

SUBJECT: List of currently funded Operational
Community School Districts which will
not be funded in FY'80

At your request, I am supplying your office with a list of school districts which are currently receiving grants from the State, but will be dropping off as of June 30, 1980, due to the formula in the Community School Act of 1975.

<u>District</u>	<u>Funding Level</u>	<u>Year of Operation</u>
Anchorage	256,646	5
Bristol Bay	8,465	4
Dillingham City	12,169	4
Fairbanks	36,803	4
Haines	11,958	5
Hoonah	7,020	4
Juneau	58,884	4
Kenai	106,570	5
King Cove	5,251	4
Klawock	5,200	4
Kodiak	50,823	4
Matanuska-Susitna	57,168	4
Nome	25,338	4
North Slope	50,535	4
Sitka	29,677	4
Valdez	21,848	4
Yakutat	5,472	4
Adak	16,850	4
Bering Straits	28,690	4
Delta/Greely	25,531	4
Southwest Region	33,670	4

MEMORANDUM


State of Alaska

TO: Jan Sorice, Legislative Aide
Representative Buchholdt's Office

DATE: May 2, 1980

FILE NO:

TELEPHONE NO: 465-2800

FROM: Marshall L. Lind  Commissioner
Department of Education

SUBJECT: House Bill 629

In the event that the legislature does not fully fund House Bill 629, the Department of Education recommends the following methods for dispersal of funds to those districts with approved plans of service:

1. If less than 1% of the total foundation support is given to the bill for sections a and b, then .5% will be used in section a and the remaining amount will be prorated to the districts in section b.
2. If 1% of the total foundation support is given to the bill for sections a and b, then .5% will be used in section a and .5% in section b.
3. If 1.5% of the total foundation support is given to the bill for sections a and b, then section a will be fully funded at the 1% level and section b will be prorated at the .5% level.
4. If 2% of the total foundation support is given to the bill for sections a and b, then section a will be fully funded at the 1% level and section b will also be fully funded at the 1% level.

ALASKA COMMUNITY INVOLVEMENT
IN COMMUNITY EDUCATION
FY79

City	School System	Total No. Of Schools In System	No. of School Designated Community Schools			Citizen Involvement		Total Involvement
			Elementary	Secondary	TOTALS	Youth	Adult	
Anchorage	Anchorage School System	66	20	1	21	9,761	9,051	18,812
Metlakatla	Annette Island City Schools	2	1	1	2	149	117	266
Agnoos	Chatham Schools	4	-----4-----		4	did not submit final report		
Glennallen	Copper River Schools	5	-----5-----		5	372	286	658
Delta Jun.	Delta/Greely Schools	3	2	1	3	191	197	388
Haines	Haines Borough Schools	2	1	1	2	did not submit final report		
Kake	Kake City Schools	2	1	1	2	226	75	301
King Cove	King Cove City Schools	2	1	1	2	did not submit final report		
Kodiak	Kodiak Island Borough Schools	13	8	2	10	603	870	1,473
0. Bethel	Lower Kuskokwim Schools	10	-----8-----		8	798	1,015	1,813
1. Palmer	Matanuska/Susitna Borough Schools	11	8	3	11	2,741	3,472	6,213
2. Nome	Nome City Schools	2	1	1	2	610	777	1,387
3. Petersburg	Petersburg City Schools	2	1	1	2	submitted narrative only		
4. St. Paul Is.	Pribilof Schools	2	1	1	2	submitted narrative only		
5. Sitka	Sitka Borough Schools	10	4	2	6	410	445	855
6. Skagway	Skagway City Schools	1	-----1-----		1	107	135	242
7. Dillingham	Southwest Region Schools	11	-----7-----		7	443	294	737
8. Valdez	Valdez City Schools	4	2	2	4	126	250	376

ALASKAN COMMUNITY INVOLVEMENT
IN COMMUNITY EDUCATION
FY79

City	School System	Total No. Of Schools In System	No. of Schools Designated Community Schools			Citizen Involvement		Total Involvement
			Elementary	Secondary	TOTALS	Youth	Adult	
1. Fairbanks	Northstar Borough Schools	28	5	2	7			Did not submit final report
2. McGrath	Iditarod Area Schools	9	-----9-----		9			Did not submit final report
3. Juneau	Juneau Borough School District	9	5	2	7	2,434	5,419	7,853
4. Soldotna	Kenai Peninsula Borg. Schools	26	9	8	17	626	3,770	4,396
5. Kotzebue	Northwest Arctic School Dist.	12	-----7-----		7			Submitted narrative only
6. Dillingham	Dillingham City Schools	1	-----1-----		1			Did not submit final report
7. Adak	Adak Region Schools	2	1	1	2			Submitted narrative only
8. Naknek	Bristol Bay Borough Schools	3	2	1	3	78	163	241
9. Craig	Criag City Schools	2	1	1	2	65	175	240
10. Hoonah	Hoonah City Schools	2	1	1	2			Submitted narrative only
11. Naknek	Lake and Peninsula	12	-----10-----		10			Did not submit final report
12. Barrow	North Slope Borough Schools	7	-----5-----		5			Submitted narrative only
13. Ft. Yukon	Yukon Flats Schools	8	-----1-----		1			Did not submit final report
14. Yakutat	Yakutat City Schools	2	1	1	2	100	113	213
15. Cordova	Cordova City Schools	2	1	1	2	494	308	802
16. Klawock	Klawock City Schools	1	-----1-----		1	140	62	202
20 Districts submitting statistics					TOTALS	20,474	26,994	47,468

Total involvement on these sheets are a one-time registration of each participant, however, many participants are involved in more than one class so that this figure does not ascertain the level of involvement for each individual.

THE LEGISLATURE OF THE STATE OF ALASKA
ELEVENTH LEGISLATURE

FISCAL NOTE

I. REQUEST

Bill/Resolution No. Committee Substitute for H.B. 629
 Title An act relating to Community Schools
 Requested by H.E.S.S. Committee Date April 21, 1980

II. FISCAL DETAIL

Agency Affected Education
 Program Category Affected Foundation Support Programs
 BRU, Program, or Subprogram(s) Affected Community Schools
 (Note: If more than one budget component is affected, separate line-item amounts and funding for each component in the analysis section.)
EXPENDITURES (Thousands of Dollars)

	FY 80	FY 81	FY 82	FY 83	FY 84	FY 85
100 PERSONAL SERVICES						
200 TRAVEL						
300 CONTRACTUAL						
400 COMMODITIES						
500 EQUIPMENT						
600 LAND & STRUCTURES						
700 GRANTS, CLAIMS, ETC.		5,323.	5,843.	6,252.	6,689.	7,157.
TOTAL						

FUNDING (Thousands of Dollars)

GENERAL FUND		5,323.	5,843.	6,252.	6,689.	7,157.
FEDERAL FUNDS						
OTHER (Specify Fund Source)						

POSITIONS

FULL TIME						
PART TIME						
TEMPORARY						

III. ANALYSIS (See Fiscal Note Preparation Instructions, Section III)

FY'81 cost reflects establishment of 10.0 base or one percent floor as contained in the proposed bill. For FY'82 upon a 52 million dollar increase in the foundation support. FY'83, '84, and '85, are based upon a 7% inflationary cost.

IV. DATE April 21, 1980 PREPARED BY *William H. ...*
 AGENCY Education
 Original: Legislative Finance PHONE 465-2800

THE LEGISLATURE OF THE STATE OF ALASKA
ELEVENTH LEGISLATURE

FISCAL NOTE

I. REQUEST

Bill/Resolution No. Committee Substitute for H.B. 629
 Title An act relating to Community Schools
 Requested by H.E.S.S. Committee Date April 21, 1980

II. FISCAL DETAIL

Agency Affected Education
 Program Category Affected Foundation Support Programs
 BRU, Program, or Subprogram(s) Affected Community Schools

(Note: If more than one budget component is affected, separate line-item amounts and funding for each component in the analysis section.)

EXPENDITURES (Thousands of Dollars)

	FY 80	FY 81	FY 82	FY 83	FY 84	FY 85
100 PERSONAL SERVICES						
200 TRAVEL						
300 CONTRACTUAL						
400 COMMODITIES						
500 EQUIPMENT						
600 LAND & STRUCTURES						
700 GRANTS, CLAIMS, ETC.		3,021.3	3,281.3	3,511.0	3,756.8	\$4,019.7

TOTAL

FUNDING (Thousands of Dollars)

GENERAL FUND		3,021.3	3,281.3	3,511.0	3,756.8	\$4,019.7
FEDERAL FUNDS						
OTHER (Specify Fund Source)						

POSITIONS

FULL TIME						
PART TIME						
TEMPORARY						

III. ANALYSIS (See Fiscal Note Preparation Instructions, Section III)

FY'81 cost reflects establishment of 10.0 base or .5 percent floor as contained in the proposed bill. FY'82 is based upon .5 percent of a 52 million dollar increase in the foundation support. FY'83, '84, '85, are based upon a 7% inflationary cost.

IV. DATE April 21, 1980 PREPARED BY William D. Hansen
 AGENCY Education
 PHONE 465-2800
 Original: Legislative Finance
 cc: Budget and Management
 Prime Sponsor (First Legislator Named)

<u>District/REAA</u>	FY 80 Actual .43	FY80 Full	FY81 Gov. App. 266+	FY81 Full 2%
<u>District</u>				
Anchorage	\$256,546	\$458,530	\$328,264	\$1,232,199
Bristol Bay	10,246	22,336	5,427	20,370
Cordova	6,487	14,141	7,927	29,756
Craig	4,014	8,749	3,104	11,651
Dillingham	12,169	20,885	8,883	33,345
Fairbanks	96,803	74,909	102,106	383,274
Galena	0	0	4,731	17,760
Haines	11,958	25,384	6,958	26,117
Hoonah	8,497	18,523	4,174	15,668
Hydaburg	0	0	2,198	8,250
Juneau	71,274	155,367	46,641	175,077
Kake	4,861	10,834	3,849	14,446
Kenai	106,570	106,242	67,484	253,312
Ketchikan	0	0	28,454	106,809
King Cove	5,251	13,301	3,294	12,364
Klawok	5,200	5,502	1,466	5,502
Kodiak	61,517	134,097	36,885	138,455
Mat-Su	69,197	150,839	53,062	199,177
Nenana	0	0	4,475	16,796
Nome	30,570	66,856	17,026	63,911
North Slope	0	0	35,776	134,293
Pelican	0	0	1,125	4,221
Petersburg	10,602	23,112	7,708	28,932
Sand Point	0	0	3,569	13,398
Sitka	35,922	78,303	20,690	77,664
Skagway	6,322	13,781	3,234	12,141
St. Mary's	1,811	3,948	4,206	15,788
Unalaska	0	0	3,756	14,099
Valdez	25,445	57,647	13,651	51,242
Wrangell	0	0	6,814	25,576
Yakutat	6,623	14,438	3,641	13,669
<u>REAA</u>				
Adak	20,396	44,460	12,112	45,466
Alaska Gateway	0	0	13,660	51,276
Aleutian	0	0	9,141	34,313
Annette	8,576	18,695	6,954	26,103
Bering Strait	34,727	75,698	20,659	77,548
Chatham	5,567	4,988	5,613	21,068
Chugach	0	0	1,844	6,920
Copper River	19,361	42,204	14,675	55,084
Delta/Greely	30,903	67,365	17,942	67,349
Iditarod	20,564	44,825	15,071	56,572
Kuspuk	0	0	18,173	68,217
Lake and Peninsula	0	0	20,605	77,344
Lower Kuskokwim	72,982	159,091	58,819	220,789
Lower Yukon	35,758	77,946	34,686	130,200
Northwest Arctic	63,916	139,327	47,732	179,169
Pribilof	8,380	18,266	6,225	23,369
Railbelt	0	0	10,302	38,671
Southeast Island	0	0	13,958	52,393
Southwest Region	40,755	88,838	20,306	76,224
Yukon Flats	18,930	41,265	16,204	60,826
Yukon Koyukuk	0	0	24,640	92,491
Totals	\$1,229,900	\$2,300,692	\$1,229,900	\$4,616,654

<u>District/REAA</u>	FY 80 Actual .43	FY80 Full	FY81 Gov. App. 266+	FY81 Full 2%
<u>District</u>				
Anchorage	\$256,646	\$458,530	\$328,264	\$1,232,109
Bristol Bay	10,246	22,336	5,427	20,000
Cordova	6,487	14,141	7,927	29,756
Craig	4,014	8,749	- 3,104	11,651
Dillingham	12,169	20,885	8,883	33,345
Fairbanks	96,803	74,909	102,106	383,274
Galena	0	0	4,731	17,760
Haines	11,958	25,384	6,958	26,117
Hoonah	8,497	18,523	4,174	15,668
Hydaburg	0	0	2,198	8,250
Juneau	71,274	155,367	46,641	175,077
Kake	4,861	10,834	3,849	14,446
Kenai	106,570	106,242	67,484	253,312
Ketchikan	0	0	28,454	106,809
King Cove	5,251	13,301	3,294	12,364
Klawok	5,200	5,502	1,466	5,502
Kodiak	61,517	134,097	36,885	138,455
Mat-Su	69,197	150,839	53,062	199,177
Nenana	0	0	4,475	16,796
Nome	30,670	66,856	17,026	63,911
North Slope	0	0	35,776	134,293
Pelican	0	0	1,125	4,221
Petersburg	10,602	23,112	7,702	28,932
Sand Point	0	0	3,569	13,398
Sitka	35,922	78,303	20,690	77,664
Skagway	6,322	13,781	3,234	12,141
St. Mary's	1,811	3,948	4,206	15,788
Unalaska	0	0	3,756	14,099
Valdez	26,445	57,647	13,651	51,242
Wrangell	0	0	6,814	25,576
Yakutat	6,623	14,438	3,641	13,669
<u>REAA</u>				
Adak	20,396	44,460	12,112	45,466
Alaska Gateway	0	0	13,660	51,276
Aleutian	0	0	9,141	34,313
Annette	8,575	18,695	6,954	26,103
Bering Strait	34,727	75,698	20,659	77,548
Chatham	5,567	4,988	5,613	21,068
Chugach	0	0	1,844	6,920
Copper River	19,561	42,204	14,675	55,084
Delta/Greely	30,903	67,365	17,942	67,349
Iditarod	20,564	44,825	15,071	56,572
Kuspuk	0	0	18,173	68,217
Lake and Peninsula	0	0	20,605	77,344
Lower Kuskokwim	72,982	159,091	58,819	220,789
Lower Yukon	35,758	77,946	34,686	130,200
Northwest Arctic	63,916	139,327	47,732	179,169
Pribilof	8,380	18,266	6,226	23,369
Railbelt	0	0	10,302	38,671
Southeast Island	0	0	13,958	52,393
Southwest Region	40,755	88,838	20,306	76,224
Yukon Flats	18,930	41,265	16,204	60,826
Yukon Koyukuk	0	0	24,640	92,491
Totals	\$1,229,900	\$2,300,692	\$1,229,900	\$4,616,654

<u>District/REAA</u>	<u>FY79</u> <u>State Grant</u>	<u># of</u> <u>Participant</u>	<u>Cost/Participant</u>
<u>District</u>			
Anchorage	\$256,646	18,812	\$13.64
Bristol Bay	8,340	241	34.60
Cordova	3,533	802	4.40
Craig	2,992	240	12.46
Dillingham	12,169	Figures not available	Figures not avail.
Fairbanks	96,803	Figures not available	Figures not avail.
Haines	11,958	967	12.36
Hoonah	6,622	Narrative report	Narrative report
Juneau	46,583	7,853	5.93
Kake	3,314	301	11.00
Kenai	106,570	4,396	24.24
King Cove	5,251	Figures not available	Figures not avail.
Klawok	5,200	202	25.74
Kodiak	43,964	1,473	29.84
Mat-Su	53,666	6,213	8.47
Nome	21,643	1,387	15.60
North Slope	41,607	Narrative Report	Narrative Report
Petersburg	7,094	Narrative Report	Narrative Report
Sitka	28,782	855	33.66
Skagway	3,097	242	12.79
Valdez	19,600	376	52.12
Yakatat	5,227	213	24.53

REAA

Adak	16,482	Figures not available	Figures not avail.
Annette Island	5,565	266	20.92
Bering Strait	26,885	Narrative Report	Narrative Report
Chatham	5,567	Figures not available	Figures not avail.
Cooper River	14,227	658	21.62
Delta/Greely	21,226	388	54.70
Iditarod	12,557	Figures not available	Figures not avail.
Lake and Peninsula	27,376	Figures not available	Figures not avail.
Lower Kuskokwim	38,130	1,813	21.03
Lower Yukon	9,272	183	50.66
Northwest Arctic	39,794	Figures not available	Figures not avail.
Prudhoe	5,670	Narrative Report	Narrative Report
Southwest Region	29,437	737	39.94
Yukon Flats	10,932	Figures not available	Figures not avail.
Total	\$1,087,979	48,618	\$ 22.37

District/REAAFY79
State Grant# of
Participant

Cost/Participant

District

Anchorage	\$256,646	18,812	\$13.64
Bristol Bay	8,340	241	34.60
Cordova	3,533	802	4.40
Craig	2,992	240	12.46
Dillingham	12,169	Figures not available	Figures not avail.
Fairbanks	96,803	Figures not available	Figures not avail.
Haines	11,958	967	12.36
Hoonah	6,622	Narrative report	Narrative report
Juneau	46,583	7,853	5.93
Kake	3,314	301	11.00
Kenai	106,570	4,396	24.24
King Cove	5,251	Figures not available	Figures not avail.
Klawok	5,200	202	25.74
Kodiak	43,964	1,473	29.84
Mat-Su	53,666	6,213	8.47
Nome	21,643	1,387	15.60
North Slope	41,607	Narrative Report	Narrative Report
Petersburg	7,094	Narrative Report	Narrative Report
Sitka	28,782	855	33.66
Skagway	3,097	242	12.79
Valdez	19,600	376	52.12
Yakatat	5,227	213	24.53

REAA

Adak	16,482	Figures not available	Figures not avail.
Annette Island	5,565	266	20.92
Bering Strait	26,885	Narrative Report	Narrative Report
Chatham	5,567	Figures not available	Figures not avail.
Cooper River	14,227	658	21.62
Delta/Greely	21,226	388	54.70
Iditarod	12,557	Figures not available	Figures not avail.
Lake and Peninsula	27,376	Figures not available	Figures not avail.
Lower Kuskokwim	38,130	1,813	21.03
Lower Yukon	9,272	183	50.66
Northwest Arctic	39,794	Figures not available	Figures not avail.
Pribilof	5,670	Narrative Report	Narrative Report
Southwest Region	29,437	737	39.94
Yukon Flats	10,932	Figures not available	Figures not avail.

Total \$1,087,979

48,618

\$ 22.37

<u>District/REAA</u>	FY79 State Grant	# of Participant	Cost/Participant
<u>District</u>			
Anchorage	\$256,646	18,812	\$13.64
Bristol Bay	8,340	241	34.60
Cordova	3,733	802	4.40
Craig	2,992	240	12.46
Dillingham	12,169	Figures not available	Figures not avail.
Fairbanks	96,803	Figures not available	Figures not avail.
Haines	11,958	967	12.36
Hoonah	6,622	Narrative report	Narrative report
Juneau	46,583	7,853	5.93
Kake	3,314	301	11.00
Kenai	106,570	4,396	24.24
King Cove	5,251	Figures not available	Figures not avail.
Klawok	5,200	202	25.74
Kodiak	43,964	1,473	29.84
Mat-Su	53,666	6,213	8.47
Nome	21,643	1,387	15.60
North Slope	41,607	Narrative Report	Narrative Report
Petersburg	7,094	Narrative Report	Narrative Report
Sitka	28,782	855	33.66
Skagway	3,097	242	12.79
Valdez	19,600	376	52.12
Yakutat	5,227	213	24.53

REAA

Adak	16,482	Figures not available	Figures not avail.
Annette Island	5,565	266	20.92
Bering Strait	26,885	Narrative Report	Narrative Report
Chatham	5,567	Figures not available	Figures not avail.
Cooper River	14,227	658	21.62
Delta/Greely	21,226	388	54.70
Iditarod	12,557	Figures not available	Figures not avail.
Lake and Peninsula	27,376	Figures not available	Figures not avail.
Lower Kuskokwim	38,130	1,813	21.03
Lower Yukon	9,272	183	50.66
Northwest Arctic	39,794	Figures not available	Figures not avail.
Pribilof	5,670	Narrative Report	Narrative Report
Southwest Region	29,437	737	39.94
Yukon Flats	10,932	Figures not available	Figures not avail.
Total	\$1,087,979	48,618	\$ 22.37

*Wency hold
Hallens
Carnay*

Amended

An Act

"An Act relating to community schools; and providing for an effective date."

BE IT ENACTED BY THE LEGISLATURE OF THE STATE OF ALASKA:

CHAPTER 36. COMMUNITY SCHOOLS

Sec. 14.36.010. PURPOSE, INTENT. (a) The community school is an expression of the philosophy that the school, as the prime educational institution of the community, is most effective when it involves the people of that community in a program designed to fulfill their educational needs. The community school promotes a more efficient use of school facilities through an extension of buildings and equipment beyond the normal school day. The purpose of this chapter is to provide state leadership and financial support to encourage and assist local school districts in the establishment of community schools.

(b) It is the intent of the legislature that

(1) a program of community school grants be established to provide assistance to local communities in the initial development, implementation, and operation of community school programs;

(2) technical assistance, monitoring, training and coordination of statewide efforts to develop and operate community school programs be provided by the department; and

(3) the community school program will become fully operational once a plan of service has been approved by the commissioner.

able to rec. state to operate program

(4) evaluation of approved programs and data collection will be conducted by the department.

Chapter 103

Sec. 14.36.020. COMMUNITY SCHOOLS GRANT FUND CREATED: LIMITATIONS ON USE. There is created a community schools grant fund as an account in the general fund. The fund shall be used to make community school grants to local attendance areas or school districts under this chapter. Legislative appropriations for community school grants shall be deposited in this fund.

Sec. 14.36.030. GRANTS (a) A district operating an approved community school program may elect to receive a grant of one per cent of its total public school foundation support or a flat grant, the amount of which is to be determined by the department.

\$10,000

(b) For fiscal years beginning after June 30, 1980, those districts may

NOV 26 1979

PETITION

We the undersigned members of Dexter Community School Association support the passage of House Bill 204 which provides for state grants to local community schools. We are convinced that HB 204 is critical to the continued operation of community schools in Anchorage and the rest of the state.

Name

Address

- | | | |
|----|-------------------------------|------------------------------|
| 1 | <u>Oliver Allen</u> | 6449 Tolhurst Ct Anch. |
| 2 | <u>John A. Rabinovich</u> | 6448 Tolhurst Ct. Anch |
| 3 | <u>Mrs. Loveland</u> | 2357 St. Elias Drive |
| 4 | <u>Delora L. White</u> | 3429 Jerde Circle |
| 5 | <u>Lubna K. Brennan</u> | 6135 Eastwood Ct. |
| 6 | <u>Kathleen L. Macker</u> | 2519 Kensington Dr. |
| 7 | <u>Cherie Hammond</u> | 2632 Kenmore Cir. |
| 8 | <u>Marianne Blackwelder</u> | 6019 Camden Ct. |
| 9 | <u>Bob De</u> | 6449 Tolhurst Ct. |
| 10 | <u>Cheryl R. Volpert</u> | 6459 Tolhurst Ct. |
| 11 | <u>Barbara G. Tynan</u> | 6459 Tolhurst Ct., Anchorage |
| 12 | <u>W. W. Daily</u> | 6458 Tolhurst Ct. Anchorage |
| 13 | <u>Debbie S. Daily</u> | 6458 Tolhurst Ct. Anchorage |
| 14 | <u>Brenda M. DeGruenewald</u> | 6448 Tolhurst Ct. |
| 15 | <u>Janet P. DeGruenewald</u> | 6435 Cedar Ct. Anch. 99504 |
| 16 | <u>Wynne DeGruenewald</u> | 446 Cedar Ct. Anch. 99507 |
| 17 | | |
| 18 | | |
| 19 | | |
| 20 | | |

PETITION

We the undersigned members of Exeter Community School Association support the passage of House Bill 204 which provides for state grants to local community schools. We are convinced that HB 204 is critical to the continued operation of community schools in Anchorage and the rest of the state.

Name

Address

- 1 JAMES E. THOMAS P.O. Box 638 GUNNELLON, ANCHORAGE 99508
- 2 Helena Appleby 4503 Grand St Anchorage, Alaska 99503
- 3 James C. Appleby 4503 Grand St Anchorage, AK 99503
- 4 Jelly Wright 3441 Diamond Blvd Anch AK 99502
- 5 Yip Sun B. Yip 3000 Seward Anchorage AK 99503
- 6 Charles L. Wil 3039 North Circle Anchorage AK 99507
- 7 Kick Nelson SRA 15615 Anchorage AK 99507
- 8 Jessie Barlow 1130 B St. Anchorage 99501
- 9 Kelley French SRA Box 1413 Anchorage AK 99502
- 10 Carl R. W. 4407 Seward St Anchorage AK 99509
- 11 Carol Ann 3700 Boniface "A" Anchorage AK 99509
- 12 Thomas J. Wells 3323 Westgate Anchorage AK 99509
- 13 Craig A. Halverson 3830 Westminster Way Anchorage AK 99509
- 14 John J. Halverson 2555 11th St Anchorage AK 99509
- 15 Leanne J. Overst 5711 Cheekmate Drive Anchorage AK 99509
- 16 Walter W. Hill 3713 Lynn Dr #3 Anchorage AK 99509
- 17 Sylvia Woodard 2991 BARTER RD Anch. AK 99504
- 18 _____
- 19 _____
- 20 _____

PETITION

We the undersigned members of Exeter Community School Association support the passage of House Bill 204 which provides for state grants to local community schools. We are convinced that HB 204 is critical to the continued operation of community schools in Anchorage and the rest of the state.

<u>Name</u>	<u>Address</u>
1 <u>Spring Boling</u>	4426 E 5 th Ave
2 <u>Kathy Boling</u>	500 Bolin St Anch Ak
3 <u>Sharon Boling</u>	200 Bolin St. Anch
4 <u>977</u>	500 5000
5 <u>David William</u>	6900 Foothill Dr. Anch.
6 <u>Mike McCormick</u>	Box 8508, Anchorage, 99508
7 <u>Barbara Jovanick</u>	3723 Deborah Lane Anch, Ak. 99504
8 <u>Barbara Jovanick</u>	1047 Law Circle Anch, Ak. 99504
9 <u>Aimee Bennett</u>	SKA Box 4015C Anch. 99507
10 <u>Ann Jernandez</u>	SKA Box 394-B Anch 99507
11 <u>Cynthia L. Welch</u>	P.O. Box 10348 South Station Anchorage, Alaska 99511
12 <u>Sharon Campbell</u>	SKA Box 132 Anch Ak 99507
13 <u>Elizabeth S. O'Leary</u>	SKA Box 15872 Anch, Ak. 99507
14 <u>Catherine Thomas</u>	872 Fairway Dr. Anch Ak 99507
15 <u>Daniel Chays</u>	801 Airport Hous. #1200 Anch Ak 99507
16 _____	
17 _____	
18 _____	
19 _____	
20 _____	

PETITION

We the undersigned members of Baxter Community School Association support the passage of House Bill 204 which provides for state grants to local community schools. We are convinced that HB 204 is critical to the continued operation of community schools in Anchorage and the rest of the state.

Name	Address
1 <u>Arvid H. Johnson</u>	3111-Dempsey Dr. Anch. Ak.
2 <u>Janice K. Baber</u>	3307 Bonfau Anch Ak.
3 <u>Cecilia Hazel</u>	5535 Kenninghill Anch 99509
4 <u>[Signature]</u>	7720 24th St #3
5 <u>Mary Herby</u>	7220 E 21st #3
6 <u>[Signature]</u>	3213 Glendon Anch Ak 99504
7 <u>Carol Sigali</u>	4133 E 21st 99509
8 <u>Shirley Cooper</u>	4944 Barat Circle 99504
9 <u>Johann Eickholz</u>	1737 Wickenham Ab. 99504
10 <u>Margaret Ingstad</u>	4130 Channing Cross Cr.
11 <u>Mary Kay Dwyer</u>	60409 E 35th St. 99504
12 <u>[Signature]</u>	8430 11th 12111 Anch Ak 99504
13 <u>[Signature]</u>	5140 N. 7th Ave. Anch. Ak. 99504
14 <u>Heather Dwyer</u>	6405 Colgate Drive Anch Ak 99504
15 <u>Carol Mace</u>	3135 Tenwick Circle Anch. 99504
16 <u>Nina M. Berloff</u>	221 May #21 Anch. Ak 99504
17 _____	
18 _____	
19 _____	
20 _____	

PETITION

We the undersigned members of Baxter Community School Association support the passage of House Bill 204 which provides for state grants to local community schools. We are convinced that HB 204 is critical to the continued operation of community schools in Anchorage and the rest of the state.

Name	Address
1 <u>Anthony J. Brendler</u>	3422 Chestnut Hill
2 <u>Lincoln E. McFarber</u>	1900 W. 45th St.
3 <u>Thomas Polay</u>	5500 Glenn Dr. Dr.
4 <u>John H. Bouda</u>	4800 Floridike Ave
5 <u>Paul Dugg</u>	2535 Jenkins, Ume
6 <u>Kathie Chilcott</u>	1605 Spruce Circle
7 <u>Margaret Radler</u>	5022 Box 73R
8 <u>Dennis H. Johnson</u>	5944 Concord Dr Anch AK
9 <u>James J. Spinkhill</u>	3307 Scripps #90 Ave.
10 <u>Harold E. Schmitt</u>	2208 Garmatz Way
11 <u>Gary Chilcott</u>	1605 Spruce Circle
12 <u>Michael Kurlus</u>	5605 Shelton Ave
13 <u>Betty Jackson</u>	3953 James Dr. Anch. AK.
14 <u>Murvell Jaeger</u>	4137 James Dr.
15 <u>Laurie Ann Mattowan</u>	5072 Bellvue Circle
16 <u>Melvin Van Couring</u>	5589 Scripps Drive
17 <u>Linda Kielhorus</u>	3441 A Purseywillow
18 <u>Arvid J. Bergeson</u>	3324 Lee St. #4
19 _____	
20 _____	

PETITION

We the undersigned members of Exeter Community School Association support the passage of House Bill 204 which provides for state grants to local community schools. We are convinced that HB 204 is critical to the continued operation of community schools in Anchorage and the rest of the state.

Name

Address

- | | | |
|----|-------------------------|------------------------------|
| 1 | <u>William Martello</u> | 4113 Chas. Dr. |
| 2 | <u>Barbara Edwards</u> | 3010 Glacier |
| 3 | <u>David Home Ed.</u> | 5051 Bryn Mawr |
| 4 | <u>Maria Quinn</u> | 5420 Avila Ct |
| 5 | <u>John Wesley</u> | 5512 Heslop Ave |
| 6 | <u>Susan Wesley</u> | 5512 Heslop Ave |
| 7 | <u>Norman</u> | 5574 Norwood Pl |
| 8 | <u>J. A. Clifton</u> | 5574 Norwood Pl |
| 9 | <u>L. W. Grace</u> | 5420 Avila Ct |
| 10 | <u>Bill Walters</u> | 2939 Glacier |
| 11 | <u>Mary J. Wittere</u> | 2939 Glacier |
| 12 | <u>Donald Bennett</u> | 2928 Sunflower |
| 13 | <u>Don. H. Goble</u> | 5224 Emmanuel Ave, Anch. Ak. |
| 14 | <u>Carol A. Bennett</u> | 2928 Sunflower |
| 15 | <u>Lizette S. Goble</u> | 5224 Emmanuel Anchorage |
| 16 | _____ | |
| 17 | _____ | |
| 18 | _____ | |
| 19 | _____ | |
| 20 | _____ | |

PETITION

We the undersigned members of Baxter Community School Association support the passage of House Bill 204 which provides for state grants to local community schools. We are convinced that HB 204 is critical to the continued operation of community schools in Anchorage and the rest of the state.

Name

Address

1. Martin Hoffman 431 Kingston Circle Anch 99503
2. Margaret Hoff 6449 Barclay St. Anch. 99504
3. Jacqueline Thomas 6615 North Hill Dr. Anch. 99504
4. Sherry Huffman 6416 E 35th Anchorage 99504
5. Ordway Buchanan 1501 OXFORD Anch 99503
6. Stephanie Stepon 3201 Upland Dr. Anch 99504
7. Lillian F. White 3546 Delwood Lane Anch. 99504
8. Connie Leadw 6321 Right Dr. Anch 99504
9. CHARZETT TATSUMI 2451 BENTZEN CIR ANCH 99503
10. _____
11. _____
12. _____
13. _____
14. _____
15. _____
16. _____
17. _____
18. _____
19. _____
20. _____

TO: [Honorable Thelma Buchholdt, Chairperson DATE: March 20, 1979
H.E.S.S. Committee
Alaska State Legislature FILE NO:

Thru: William Thomson, TELEPHONE NO:
Deputy Director
XXXX Department of Education XXXXX

From: Joe Miguel, Supervisor Subject: Community Education Files
Community Education
Department of Education

In order to avoid some areas of possible confusion when your committee reviews the Community Education files, I would like to bring the following points to your attention:

1. When the districts apply for funds in early May of each year, they complete their budget sections utilizing the figure they would receive if they were fully funded.

When the actual allocations are established, they are notified as to the pro-rated amount. They then complete a budget sheet reflecting the correct amount.

We have seen this as a duplication of effort. This year, the districts will only submit a budget sheet when they know the correct funding level.

It is possible that more than one budget sheet will be found on the left hand side of the folders. The budget sheet which is signed off is the one which is currently being used.

2. It appears that the committee was interested in the travel section of the budgets. Please note that on the instructions to the review committee that they were asked to be very critical of large travel budgets.
3. When looking over the individual budget sheets please refer to the budget explanation section for a breakdown of each area of concern.

The budget explanation section is usually following the budget line item sheet.

If concerns are still voiced after reviewing the budget explanation section, it may be necessary to refer to the goals and objectives section of each individual grant.

4. The grant application process has been reviewed/evaluated by the department and individuals in the field. It was decided from this review to produce a new application form. This new form was sent to you with the Community Education files for FY79.

Please note that each of the items asked for on the new application form is an item from the Community Education regulations of the Law of 1975.

5. The piece of green shorthand notebook paper on the left hand side of the folder is meant to help keep me abreast of the payments that a district receives.

The administrative assistant has a ledger of all Community Education grant payments which I check my records against and, of course, fiscal keeps the master sheets for both of us to check against. In this manner there are three sets of records to insure accuracy.

6. There should be a master review sheet on the left hand side of each folder. Please note that:
 - a) The number of x's after pass/fail is not indicative of how strong or weak the application was.
 - b) There is a difference between administrative support and community support.
 - c) These are a compilation of comments made by the review committee members.
7. When reviewing the grant applications you will notice that there are approximately nine grants which are marked "fail."

These (nine) grants are the ones that were not originally accepted by the review committee and were rewritten by the districts to correct the noted areas of deficiency.

Once the areas of deficiency were corrected, the applications were approved and funded. Three other grant applications were not accepted, or corrected satisfactorily, and hence did not receive funding.

We hope these points clarify some questions you might have. If we can be of any assistance, please do not hesitate to contact us.

Name	Address	Organization	Bill No.
Blake Kazama	P.O. Box 808 Douglas, AK	Comm. Educ.	HB 204
Blanche Wilson	K-1 655 University Fairbanks	Coalition of Economic Justice	HB 125
John Coffee	Box 808, Douglas, Ak.	Junior Schools	HB 204
Elizabeth Muktaman	POUCH H 05	DHSS	HB 125
Marti Kessler	8944 Blackberry, Anchorage.	Coalition of Ec. Justice	HB 125
Cheryl Robinson	1545 South Hoyt sp 63	COMM. Educ.	HB 204
Steve Hala	Pouch F Anchorage 99504	DOE	HB 54
Kim Ratz	DOE Pouch F JUNIOR	Comm Ed.	HB 204
Joe Miguel	DOE	Comm. Ed.	HB 204

Name	Organization	Address	Bill No
Tony Ormer	Community Schools	428 W. 62 th (6-6449)	HB-204
Joe Miguel	Dept. of Ed ^{Super} _{Community Schools Program}	Pouch F Juneau	HB-204
Blake Kazama	Dir. of Comm. Educ. / Juneau	P.O. Box 808 Douglas, AK	HB-204
CERARDO HILROY	D.O.E.	P. F	
Marion Madden	Director, Division of Ed Program Support	Pouch F Juneau	HB 204

PLEASE Sign IN

Community Education FY80

<u>District</u>	<u>Amount Local Contribution</u>	<u>Amount State Support</u>
Anchorage and Eagle River	\$882,689.60	\$256,646.00
Bristol Bay	7,084.00	10,246.00
Adak	9,739.00	20,396.00
Annette Island	Not Listed	8,576.00
Bering Straits	Not Listed	34,727.00
Copper River	Not Listed	19,361.00
Cordova	24,618.34	6,487.00
Craig	12,000.00	4,014.00
Delta Junction	6,000.00	30,903.00
Dillingham	Not Listed	12,169.00
Fairbanks	14,585.00	96,803.00
Haines	19,050.00	11,958.00
Hoonah	10,298.00	8,497.00
Juneau	Not Listed	71,274.00
Take	13,728.00	4,861.00
Kenai	Not Listed	106,570.00
King Cove	1,952.00	5,251.00
Klawock	9,725.00	5,200.00
Kodiak	15,743.00	61,517.00
Lower Kuskokwim	19,767.00	72,982.00
Lower Yukon	61,060.00	35,758.00
Mat-Su	Not Listed	69,197.00
Nome	44,780.00	30,670.00
N.W. Arctic	Not Listed	63,916.00
Petersburg	Not Listed	10,602.00
Pribilof	16,657.00	8,380.00
Sitka	45,977.00	35,922.00
Skagway	12,206.00	6,322.00
Southwest Region	Not Listed	40,755.00
St. Mary	Not Listed	4,442.00
Valdez	40,870.00	26,445.00
Yakutat	16,040.00	6,623.00
Yukon Flats	26,030.00	18,930.00
Iditarod	188,000.00	20,564.00
Totals	\$1,484,013.94	\$1,226,964.00

Community Education

FY'79

<u>District</u>	<u>Local Contribution</u>	<u>State Support</u>
Anchorage/Eagle River	\$978,646.00	\$256,646.00
Adak	Not Listed	17,932.00
Annette Islands	Not Listed	7,015.00
Bering Straits	8,100.00	26,885.00
Bristol Bay	Not Listed	9,790.00
Chatham Straits	5,720.00	5,567.00
Copper River	Not Listed	14,227.00
Cordova	25,025.00	3,536.00
Craig	12,249.20	2,992.00
Delta Junction	5,000.00	21,226.00
Dillingham	Not Listed	12,169.00
Fairbanks	11,481	96,803.00
Haines	Not Listed	13,408.00
Hoonah	1,773.00	8,072.00
Juneau	Not Listed under total	46,583.00
Kake	7,935.00	4,764.00
Kenai	Not Listed	101,114.00
King Cove	2,390.00	6,701.00
Klawock	3,250.00	5,200.00
Kodiak	25,145.00	43,964.00
Lake & Peninsula	Not Listed	27,376.00
Lower Kuskokwim	19,767.00	38,130.00
Lower Yukon	Not Listed	10,722.00
Mat-Su	Not Listed	53,666.00
Nome	37,427.00	23,093.00
North Slope Borough	14,521.00	41,607.00
N.W. Arctic	Not Listed	39,794.00
Petersburg	Not Listed	7,090.00
Pribilof	16,126.00	5,670.00
Sitka	Not listed	30,232.00
Skagway	3,000.00	3,097.00
Southwest Region	Not Listed	30,887.00
Valdez	97,938.00	21,050.00
Yakutat	5,227.00	5,227.00
Yukon Flats	16,450.00	12,382.00
Iditarod	Not Listed	12,557.00
Totals	\$1,397,170.20	\$1,067,174.00

Funding pattern under H.B. 394 relating to Community Schools

	FY'79 Allocation .51	FY'80 Governor's Budget .435	Full FY'80
Adak	\$ 16,482	\$ 18,745	\$ 43,091
Railbelt	-0-	4,165	9,574
Aleutian	-0-	-0-	-0-
Gateway	-0-	-0-	-0-
Annette-Metlakatla	5,565	7,381	16,967
Bering Straits	26,885	30,575	70,287
Chattam	5,567	7,122	16,372
Chugach	-0-	-0-	-0-
Copper River	14,227	18,202	41,844
Delta Greely	21,226	24,139	55,491
Iditarod	12,557	16,066	39,933
Kuspuk	-0-	16,128	37,076
Lake & Peninsula	27,376	31,133	71,571
Lower Kuskokwim	38,130	48,784	112,148
Lower Yukon	9,272	20,044	46,078
Northwest Arctic	39,794	50,513	117,041
Pribilof	5,670	7,254	16,677
Southeast	-0-	-0-	-0-
Southwest	29,437	33,478	76,961
Yukon Flats	10,932	13,987	32,154
Yukon Koyukuk	21,592	27,625	63,505
Anchorage	256,647	218,904	503,227
Bristol Bay	8,340	9,485	21,804
Cordova	3,536	6,031	13,864
Craig	2,992	3,828	8,799

	FY'79 Allocation .51	FY'80 Governor's Budget .435	Full FY'80
Dillingham	12,169	13,839	31,814
Fairbanks	96,083	110,089	253,079
Galena	-0-	-0-	-0-
Haines	11,958	10,200	23,448
Hoonah	6,622	7,531	17,312
Hydaburg	2,683	3,433	7,891
Juneau	46,583	52,977	121,786
Kake	3,314	4,241	9,749
Kenai	106,570	90,898	208,967
Ketchikan	-0-	-0-	-0-
King Cove	5,251	8,585	19,730
Klawock	-0-	2,501	5,011
Kodiak	43,964	45,998	114,937
Matanuska-Susitna	53,666	61,031	140,302
Nenana	-0-	-0-	-0-
Nome	21,643	24,614	56,584
North Slope	41,607	47,318	108,777
Pelican	-0-	-0-	-0-
Petersburg	7,094	9,076	20,864
Sitka	28,782	32,733	75,248
Skagway	3,097	3,962	9,108
St. Mary's	-0-	-0-	-0-
Unalaska	-0-	-0-	-0-
Valdez	19,600	22,308	51,282
Wrangell	-0-	-0-	-0-
Yakutat	5,227	5,945	13,666
Totals	\$1,096,033	\$1,170,866	\$2,704,319

#1

District/REAAFY81
1%FY81
2%District

Anchorage	\$616,099	\$1,232,199
Bristol Bay	10,185	20,370
Cordova	14,878	29,756
Craig	5,826	11,651
Dillingham	16,672	33,345
Fairbanks	191,637	383,274
Galena	8,880	17,760
Haines	13,059	26,117
Hoonah	7,834	15,668
Hydaburg	4,125	8,250
Juneau	87,538	175,077
Kake	7,223	14,446
Kenai	126,656	253,312
Ketchikan	53,405	106,809
King Cove	6,182	12,364
Klawock	2,751	5,502
Kodiak	69,228	138,455
Mat-Su	99,588	199,177
Nenana	8,398	16,796
Nome	31,955	63,911
North Slope	67,147	134,293
Pelican	2,110	4,221
Petersburg	14,466	28,932
Sand Point	6,699	13,398
Sitka	38,832	77,664
Skagway	6,071	12,141
St. Mary's	7,894	15,788
Unalaska	7,049	14,099
Valdez	25,621	51,242
Wrangell	12,788	25,576
Yakutat	6,835	13,669

REAA

Adak	22,733	45,466
Alaska Gateway	25,638	51,276
Aleutian	17,156	34,313
Annette	13,052	26,103
Bering Strait	38,774	77,548
Chatham	10,534	21,068
Chugach	3,460	6,920
Copper River	27,542	55,084
Delta/Greely	33,674	67,349
Iditarod	23,286	46,572
Kuspuk	34,109	68,217
Lake and Peninsula	38,672	77,344
Lower Kuskokwim	110,394	220,789
Lower Yukon	65,100	130,200
Northwest Arctic	89,585	179,169
Pribilof	11,684	23,369
Railbelt	19,336	38,671
Southeast Island	26,196	52,393
Southwest Region	38,112	76,224
Yukon Flats	30,413	60,826
Yukon Koyukuk	46,246	92,491

Totals

\$2,308,327

\$4,616,654

#2

District	1% Found. Support		1% Local Match		1% State Match	
	Found.	Support	Local Match	State Match	Found.	Support
Anchorage	\$616,099	\$616,099	\$616,099	\$616,099	\$616,099	\$616,099
Bristol Bay	10,185	10,185	10,185	10,185	10,185	10,185
Cordova	14,878	14,878	14,878	14,878	14,878	14,878
Craig	5,826	10,000	10,000	10,000	10,000	10,000
Dillingham	16,672	16,672	16,672	16,672	16,672	16,672
Fairbanks	191,637	191,637	191,637	191,637	191,637	191,637
Galena	8,880	10,000	10,000	10,000	10,000	10,000
Haines	13,059	13,059	13,059	13,059	13,059	13,059
Hoonah	7,834	10,000	10,000	10,000	10,000	10,000
Hydaburg	4,125	10,000	10,000	10,000	10,000	10,000
Juneau	87,538	87,538	87,538	87,538	87,538	87,538
Kake	7,223	10,000	10,000	10,000	10,000	10,000
Kenai	126,656	126,656	126,656	126,656	126,656	126,656
Ketchikan	53,405	53,405	53,405	53,405	53,405	53,405
King Cove	6,182	10,000	10,000	10,000	10,000	10,000
Klawock	2,751	10,000	10,000	10,000	10,000	10,000
Kodiak	69,228	69,228	69,228	69,228	69,228	69,228
Mat-Su	99,588	99,588	99,588	99,588	99,588	99,588
Nenana	8,398	10,000	10,000	10,000	10,000	10,000
Nome	31,955	31,955	31,955	31,955	31,955	31,955
North Slope	67,147	67,147	67,147	67,147	67,147	67,147
Pelican	2,110	10,000	10,000	10,000	10,000	10,000
Petersburg	14,466	14,466	14,446	14,446	14,446	14,446
Sand Point	6,699	10,000	10,000	10,000	10,000	10,000
Sitka	38,832	38,832	38,832	38,832	38,832	38,832
Skagway	6,071	10,000	10,000	10,000	10,000	10,000
St. Mary's	7,894	10,000	10,000	10,000	10,000	10,000
Unalaska	7,049	10,000	10,000	10,000	10,000	10,000
Valdez	25,621	25,621	25,621	25,621	25,621	25,621
Wrangell	12,788	12,788	12,788	12,788	12,788	12,788
Yakutat	6,835	10,000	10,000	10,000	10,000	10,000

REAA

Adak	22,733	22,733	22,733	22,733	22,733	22,733
Alaska Gateway	25,638	25,638	25,638	25,638	25,638	25,638
Aleutian	17,156	17,156	17,156	17,156	17,156	17,156
Annette	13,052	13,052	13,052	13,052	13,052	13,052
Bering Strait	38,774	38,774	38,774	38,774	38,774	38,774
Chatham	10,534	10,534	10,534	10,534	10,534	10,534
Chugach	3,460	10,000	10,000	10,000	10,000	10,000
Copper River	27,542	27,542	27,542	27,542	27,542	27,542
Delta/Greely	33,674	33,674	33,674	33,674	33,674	33,674
Iditarod	28,286	28,286	28,286	28,286	28,286	28,286
Kuspuk	34,109	34,109	34,109	34,109	34,109	34,109
Lake and Peninsula	38,672	38,672	38,672	38,672	38,672	38,672
Lower Kuskokwim	110,394	110,394	110,394	110,394	110,394	110,394
Lower Yukon	65,100	65,100	65,100	65,100	65,100	65,100
Northwest Arctic	89,585	89,585	89,585	89,585	89,585	89,585
Pribilof	11,684	11,684	11,684	11,684	11,684	11,684
Railbelt	19,336	19,336	19,336	19,336	19,336	19,336
Southeast Island	26,196	26,196	26,196	26,196	26,196	26,196
Southwest Region	38,112	38,112	38,112	38,112	38,112	38,112
Yukon Flats	30,413	30,413	30,413	30,413	30,413	30,413
Yukon Koyukuk	46,246	46,246	46,246	46,246	46,246	46,246
Total	\$2,308,327	\$2,366,990	\$2,366,990	\$2,366,990	\$2,366,990	\$2,366,990

ALASKA COMMUNITY INVOLVEMENT
IN COMMUNITY EDUCATION
FY79

City	School System	Total No. Of Schools In System	No. of School Designated Community Schools			Citizen Involvement		Total Involvement
			Elementary	Secondary	TOTALS	Youth	Adult	
Anchorage	Anchorage School System	66	20	1	21	9,761	9,051	18,812
Metlakatla	Annette Island City Schools	2	1	1	2	149	117	266
Agnoo	Chatham Schools	4	-----4-----		4	did not submit final report		
Glennallen	Copper River Schools	5	-----5-----		5	372	286	658
Delta Jun.	Delta/Greely Schools	3	2	1	3	191	197	388
Haines	Haines Borough Schools	2	1	1	2	did not submit final report		
Kake	Kake City Schools	2	1	1	2	226	75	301
King Cove	King Cove City Schools	2	1	1	2	did not submit final report		
Kodiak	Kodiak Island Borough Schools	13	8	2	10	603	870	1,473
0. Bethel	Lower Kuskokwim Schools	10	-----8-----		8	798	1,015	1,813
1. Palmer	Matanuska/Susitna Borough Schools	11	8	3	11	2,741	3,472	6,213
2. Nome	Nome City Schools	2	1	1	2	610	777	1,387
3. Petersburg	Petersburg City Schools	2	1	1	2	submitted narrative only		
4. St. Paul Is.	Pribilof Schools	2	1	1	2	submitted narrative only		
5. Sitka	Sitka Borough Schools	10	4	2	6	410	445	855
6. Skagway	Skagway City Schools	1	-----1-----		1	107	135	242
7. Dillingham	Southwest Region Schools	11	-----7-----		7	443	294	737
8. Valdez	Valdez City Schools	4	2	2	4	126	250	376

ALASKAN COMMUNITY INVOLVEMENT
IN COMMUNITY EDUCATION
FY79

City	School System	Total No. Of Schools In System	No. of Schools Designated Community Schools			Citizen Involvement		Total Involvement
			Elementary	Secondary	TOTALS	Youth	Adult	
1. Fairbanks	Northstar Borough Schools	28	5	2	7			Did not submit final report
2. McGrath	Iditarod Area Schools	9	-----9-----		9			Did not submit final report
3. Juneau	Juneau Borough School District	9	5	2	7	2,434	5,419	7,853
4. Soldotna	Kenai Peninsula Borg. Schools	26	9	8	17	626	3,770	4,396
5. Kotzebue	Northwest Arctic School Dist.	12	-----7-----	-	7			Submitted narrative only
6. Dillingham	Dillingham City Schools	1	-----1-----		1			Did not submit final report
Adak	Adak Region Schools	2	1	1	2			Submitted narrative only
7. Naknek	Bristol Bay Borough Schools	3	2	1	3	78	163	241
8. Craig	Craig City Schools	2	1	1	2	65	175	240
9. Hoonah	Hoonah City Schools	2	1	1	2			Submitted narrative only
10. Naknek	Lake and Peninsula	12	-----10-----		10			Did not submit final report
11. Barrow	North Slope Borough Schools	7	-----5-----		5			Submitted narrative only
12. Ft. Yukon	Yukon Flats Schools	8	-----1-----		1			Did not submit final report
13. Yakutat	Yakutat City Schools	2	1	1	2	100	113	213
14. Cordova	Cordova City Schools	2	1	1	2	494	308	802
15. Klawock	Klawock City Schools	1	-----1-----		1	140	62	202
20 Districts submitting statistics					TOTALS	20,474	26,994	47,468

Total involvement on these sheets are a one-time registration of each participant, however, many participants are involved in more than one class so that this figure does not ascertain the level of involvement for each individual.

District/REAA	FY 80 Actual .43	FY80 Full	FY81 Gov. App. 266+	FY81 Full 2%
<u>District</u>				
Anchorage	\$256,646	\$458,530	\$328,264	\$1,232,199
Bristol Bay	10,246	22,336	5,427	20,370
Cordova	6,487	14,141	7,927	29,756
Craig	4,014	8,749	3,104	11,651
Dillingham	12,169	20,885	8,883	33,345
Fairbanks	96,803	74,909	102,106	383,274
Galena	0	0	4,731	17,760
Haines	11,958	25,384	6,958	26,117
Hoonah	8,497	18,523	4,174	15,668
Hydaburg	0	0	2,198	8,250
Juneau	71,274	155,367	46,641	175,077
Kake	4,861	10,834	3,849	14,446
Kenai	106,570	106,242	67,484	253,312
Ketchikan	0	0	28,454	106,809
King Cove	5,251	13,301	3,294	12,364
Klawok	5,200	5,502	1,466	5,502
Kodiak	61,517	134,097	36,885	138,455
Mat-Su	69,197	150,839	53,062	199,177
Nenana	0	0	4,475	16,796
Nome	30,670	66,856	17,026	63,911
North Slope	0	0	35,776	134,293
Pelican	0	0	1,125	4,221
Petersburg	10,602	23,112	7,708	28,932
Sand Point	0	0	3,559	13,398
Sitka	35,922	78,303	20,690	77,664
Skagway	6,322	13,781	3,234	12,141
St. Mary's	1,811	3,948	4,206	15,788
Unalaska	0	0	3,756	14,099
Valdez	26,445	57,647	13,651	51,242
Wrangell	0	0	6,814	25,576
Yakutat	6,622	14,438	3,641	13,669
<u>REAA</u>				
Adak	20,396	44,460	12,112	45,466
Alaska Gateway	0	0	13,660	51,276
Aleutian	0	0	9,141	34,313
Annette	8,576	18,695	6,954	26,103
Bering Strait	34,727	75,698	20,659	77,548
Chatham	5,567	4,988	5,613	21,068
Chugach	0	0	1,844	6,920
Copper River	19,361	42,204	14,675	55,084
Delta/Greely	30,903	67,365	17,942	67,349
Iditarod	20,564	44,825	15,071	56,572
Kuspuk	0	0	18,173	68,217
Lake and Peninsula	0	0	20,605	77,344
Lower Kuskokwim	72,982	159,091	58,819	220,789
Lower Yukon	35,758	77,946	34,686	130,200
Northwest Arctic	63,916	139,327	47,732	179,169
Pribilof	8,380	18,266	6,226	23,369
Railbelt	0	0	10,302	38,671
Southeast Island	0	0	13,958	52,393
Southwest Region	40,755	88,838	20,306	76,224
Yukon Flats	18,930	41,265	16,204	60,826
Yukon Koyukuk	0	0	24,640	92,491
Totals	\$1,229,900	\$2,300,692	\$1,229,900	\$4,616,654

<u>District/REAA</u>	FY79 State Grant	# of Participant	Cost/Participant
<u>District</u>			
Anchorage	\$256,646	18,812	\$13.64
Bristol Bay	8,340	241	34.60
Cordova	3,533	802	4.40
Craig	2,992	240	12.46
Dillingham	12,169	Figures not available	Figures not avail.
Fairbanks	96,803	Figures not available	Figures not avail.
Haines	11,958	967	12.36
Hoonah	6,622	Narrative report	Narrative report
Juneau	46,583	7,853	5.93
Kake	3,314	301	11.00
Kenai	106,570	4,396	24.24
King Cove	5,251	Figures not available	Figures not avail.
Klawok	5,200	202	25.74
Kodiak	43,964	1,473	29.84
Mat-Su	53,666	6,213	8.47
Nome	21,643	1,387	15.60
North Slope	41,607	Narrative Report	Narrative Report
Petersburg	7,094	Narrative Report	Narrative Report
Sitka	28,782	855	33.66
Skagway	3,097	242	12.79
Valdez	19,600	376	52.12
Yakutat	5,227	213	24.53
<u>REAA</u>			
Adak	16,482	Figures not available	Figures not avail.
Annette Island	5,565	266	20.92
Bering Strait	26,885	Narrative Report	Narrative Report
Chatham	5,567	Figures not available	Figures not avail.
Cooper River	14,227	658	21.62
Delta/Greely	21,226	388	54.70
Iditarod	12,557	Figures not available	Figures not avail.
Lake and Peninsula	27,376	Figures not available	Figures not avail.
Lower Kuskokwim	38,130	1,813	21.03
Lower Yukon	9,272	183	50.66
Northwest Arctic	39,794	Figures not available	Figures not avail.
Pribilof	5,670	Narrative Report	Narrative Report
Southwest Region	29,437	737	39.94
Yukon Flats	10,932	Figures not available	Figures not avail.
Total	\$1,087,979	48,618	\$ 22.37

MEMORANDUM

TO: [The Honorable Thelma Buchholdt,
Chairperson
Health, Education and Social Services
Committee
House of Representatives
Alaska State Legislature

DATE: March 15, 1979

FILE NO:

TELEPHONE NO:

~~XXXX~~
Thru: Marshall L. Lind, Commissioner
Department of Education

SUBJECT: FY'79 Community
Education Grant
Folders

From: Joe Miguel, Supervisor
Community Education
Division of Educational Program Support
Department of Education

In accordance with the request of the H.E.S.S. Committee, I am forwarding to you the FY'79 Community Education operational grant folders for your perusal. As each folder is opened, you will notice the review sheets of the grant review committee on the left hand side, immediately followed by a letter of acceptance or rejection to the district. The review sheets objectively state the strengths and weaknesses of each grant request as they were reviewed by the committee of practitioners.

Also, on the left hand side are the actual grant applications, encumbrance sheets and report and records of local expenditures. It is important to note that the budget sheets need to be correlated with the budget explanation and the goals and objectives of the grant. The budget line item sheets do not give a true picture of why the monies are placed in each category.

When the Community Schools Act of 1975 was passed, there were no provisions for the handling of local education agency grants other than the procedures which were outlined by the Department of Education. In FY'78 the grant process was finalized and a yearly grant review committee was established. I have attached a list of the past review committee members for your perusal (attachment 1).

During FY'79 the actual grant application has been revised into a concise packet (attachment 2). The grant review committee will be chosen by April 1, and will review the grant applications for FY'80 on May 15 and 16.

Attachment

JM:vaw

4 AAC 05.070. PROGRAM PLANNING AND EVALUATION. (a) The chief school administrator of a school district shall develop and have approved by the governing body of that district, annually and no later than that body's first meeting in October, an education plan for each of the three years of operation after the effective date of this section: (i) for each school established under section 40 of this chapter, and (ii) for each school or partial program established on or after the commencement of the 1976-77 school year in communities not having a preexisting school or partial program of the same grades.

(b) An educational plan shall include as a minimum the following:

(1) A description of the process used by the school to secure community participation in program development and evaluation;

(2) A statement of philosophy and goals of the school;

(3) The program goals for each subject area;

(4) A description of each course or subject area, which shall include the following information:

- (i) Course or subject area title;
- (ii) Credit toward graduation awarded upon completion;
- (iii) Whether course or subject area is required or elective;
- (iv) General outline of topics to be covered;
- (v) General description of types of teaching materials and instructional methods;
- (vi) certificate type of instructor or supervisor;

(5) The number of instructional personnel of the school (including part-time);

(6) The operational budget for the school;

(7) The projected enrollment, by grade;

(8) The planned ^{time} ~~term~~ schedule for courses to be offered;

and

(9) Such other information as the commissioner may from time-to-time require.

(c) As near as practicable to the close of each school year for which an educational plan must be developed under (a) of this section, but no later than the governing body's last meeting in the fiscal year, the chief school administrator shall prepare and submit to the governing body of the school district an evaluation of each new school operated by the district.

(d) The evaluation shall include a survey of parents in the community and students and teachers at the school, who shall be asked, at a minimum, whether they believe the school program as a whole is performing adequately, and whether they have suggestions for improving the school. All comments received shall accompany the evaluation. The evaluation shall specify each aspect of the school program which differed from the plan for the period evaluated and shall include such other information as the commissioner may from time-to-time require.

(e) The chief school administrator shall assure maximum ongoing local community participation in the development and preparation of each educational plan and evaluation required by this section. The chief school administrator or his/her designee shall involve local citizens (including members of the local school committee and students) during the initial drafting of the educational plan and evaluation. Local citizens shall be provided access to adequate information and materials to enable them to participate in the development of the plan and evaluation.

The chief school administrator or his/her designee shall conduct in the local community a public meeting on the draft plan for the school in that community after reasonable notice of the meeting has been given. The chief school administrator shall prepare the final plan taking into account the evaluation required by this section and the record of the public meeting. The chief school administrator shall submit a report to the governing body explaining any significant changes made in the draft plan, shall notify the local school committee of any such changes, and shall afford members of the community the opportunity to be heard by the governing body on the final plan.

(f) A copy of each plan and evaluation developed under this section must be maintained on file for public inspection in the school district office. No later than ten (10) days after (i) an educational plan has been approved by the governing body of the district, or (ii) an evaluation has been submitted to the governing body of the district, a copy of such plan or evaluation must be filed with the commissioner, Pouch F, Juneau, Alaska 99811 and furnished to the local school committee of the community to which the plan or evaluation relates.

(g) A school shall be operated to the extent practicable in conformity with the educational plan, provided that where significant departures from the plan appear to be necessary the plan may be modified during the school year in accordance with the procedures set forth in subsection (e).

(h) The commissioner will return incomplete or inadequate plans under this section to the chief school administrator for further development. After November 15, following adoption of this section, no public school foundation monies available under AS 14.17 will be distributed to a school district having a school for which a plan must be developed under (a) of this section if the school district is in material non-compliance with this section. "Material non-compliance" includes, but is not limited to, failure by the district to submit an educational plan which meets the criteria set forth in this section for each school for which a plan must be developed under subsection (a); failure to submit an evaluation, and failure to involve the local community in the development of the plan and evaluation.

(i) The chief school administrator may apply to the commissioner to shorten the period for compliance set forth in (a) of this section by one, two, or three years with respect to each school, upon a showing that the district has previously developed with local community participation as set forth in (e) of this section, an educational plan which meets the criteria in (b) of this section; has implemented such plan in the school; and has conducted with local community participation as set forth in (e) of this section an evaluation which meets the requirements in (d) of this section.

MEMORANDUM

TO: Thelma Buchholdt, Chairperson
House Health Education and Social Services

DATE: March 5, 1979

FILE NO:

Through: Bill Thomson, Deputy Commissioner
Department of Education

TELEPHONE NO:

FROM: Wanda J. Cooksey, Administrator
Correspondence Study

SUBJECT:

Following is the information you requested regarding Correspondence Study.

<u>School Districts with C/S Programs in FY 79</u>	<u>Number of Students in Local C/S Programs</u>	<u>Number of Districts' Students in CC/S</u>
Alaska Gateway	54	12
Bering Straits	8	0
Cooper River	81	5
Delta/Greely	35	1
Fairbanks	157	37
Iditarod	9	9
Juneau	9	16
Kenai	105	35
Ketchikan	76	2
Kodiak	27	1
Lake and Peninsula	11	2
Matanuska/Susitna	202	35
North Slope	5	2
Northwest Arctic	7	3
Sitka	11	8
Southeast Islands	76	22
Southwest Region	16	5
Yukon Flats	37	9
Yukon Kaykuk	81	4
Total	1,077	208



Official Business

Alaska State Legislature

House of Representatives

Committee on

Health, Education & Social Services

March 5, 1979

Pouch V
State Capitol
Juneau, Alaska 99811

Ms. Lou Ann Gagne
400 W. 11th, Apt. 16
Anchorage, Alaska 99501

Dear Ms. Gagne:

This is in response to your recent telegram in which you expressed concern regarding HB-204.

The House HESS Committee did hold a hearing on the bill on February 23, 1979. At that time, Representative Buchholdt was called out of town on a family emergency, so was not present for our hearing.

HB-204 will be heard again in this committee. When it was heard, we received excellent testimony in support of the bill. There were questions raised though, by committee members, as to the original intent of establishing community schools in 1975. Several committee members expressed their continued support for community schools, but until such time as we can reschedule the bill, we are holding it in committee.

Again, thank you for writing to let us know of your support.

Sincerely,

A handwritten signature in cursive script that reads "Cynthia L. Hill".

Cynthia L. Hill
for THELMA BUCHHOLDT

LAI. 2673 16.01 JAO1 0048 16.10 02/27/79

TO REPS. BUCHHOLDT, MUNSON, HURLBERT, MILES, BARNES, BEIRNE,
CHATTERTON, MEEKINS, AND PARKER

FROM: LOU ANN GAGNE, 400 W. 11TH, APT. 16, ANCHORAGE 99501 273-3361

I WOULD LIKE TO URGE YOU TO RECONSIDER THE KILLING OF HB 204 WHICH
DEALS WITH COMMUNITY EDUCATION. THE ABSENCE OF THIS PROGRAM WILL BE
DEEPLY FELT AND THE IMPACT TO STUDENTS PRESENT AND POTENTIAL CANNOT
BE ADEQUATELY DETERMINED WITHOUT FURTHER INPUT. PLEASE RECONSIDER.

CD EOM/



February 22, 1979

CHUGIAK/EAGLE RIVER COMMUNITY SCHOOLS
Post Office Box 111 Chugiak, Alaska 99587

Randy Phillips
House of Representatives
Pouch V
Juneau, Alaska 99811

Dear Randy,

As members of the Chugiak/Eagle River Community School Association and as private citizens, we would like to express our thanks for your thoughtfulness in sending us information concerning HB 204.

In our opinion HB 204 would solve a great many inequities found in the communities in bush Alaska. For too long these communities have not had the financial resources necessary for Community Education.

We are generally pleased with this proposed legislation (HB 204). Since our operation is 100% State funded, any legislation would have to be, in our opinion, fair, responsive and viable. It must be noted that while being funded 100% by State money we have had and continue to have the largest volunteer program in the Anchorage Bowl or the Mat/Su Valley area.

There are however certain additions we would like to see made (Our additions are double underlined).

- * Sec 2. AS 14.36.030 Grants
(b) For fiscal years beginning after June 30, 1980, and succeeding years, those districts which elect to a grant of one half of one percent of their total public school foundation support may receive.....

We would like the legislation to be explicit concerning future funding.

AND

- * Sec 3. AS 14.36.040 Community Schools Program Application For Grants
Under regulations adopted by the State Board of Education, a school district (local attendance), or service areas presently designated Community School by the Commissioner may submit to the Commissioner (through the school district) an application for a Community School grant....

Original sponsor:

((must be on all CS's))

BY PHILLIPS

HOUSE

IN THE

~~SENATE~~

HOUSE BILL NO.

IN THE LEGISLATURE OF THE STATE OF ALASKA

~~SEVENTH~~ ^{First} LEGISLATURE - ~~SECOND~~ SESSION

A BILL

For an Act entitled: " An Act relating to grants for community schools
programs; and providing for an effective date."

BE IT ENACTED BY THE LEGISLATURE OF THE STATE OF ALASKA:

* Section 1. AS 14.36.030 is amended to read:

Sec. 14.36.030. GRANTS. A district operating an approved community school program may receive a first-year grant up to one-half of one per cent of its public school foundation support, a second-year grant of up to one per cent of that support, a third-year grant of up to one and one-half per cent of that support, and a [FOURTH-YEAR] grant during the fourth and subsequent years of up to two per cent of that support. The support provided shall be in the proportion that the number of schools in each district that are operated as community schools is to the total number of schools in the district.

* Sec. 2. This Act takes effect July 1, 1979.



Official Business

Alaska State Legislature

House of Representatives

Committee on

Health, Education & Social Services

March 1, 1979

Pouch V
State Capitol
Juneau, Alaska 99811

Ms. Rebecca Graham
629 W. 9th Avenue
Anchorage, Alaska 99501

Dear Ms. Graham:

This is in response to our recent telegram in which you expressed concern regarding HB204.

The House HESS Committee did hold a hearing on the bill on February 23, 1979. At that time, Representative Buchholdt was called out of town on a family emergency, so was not present for our hearing.

HB204 will be heard again in this committee. When it was heard, we received excellent testimony in support of the bill. There were questions raised though, by committee members, as to the original intent of establishing community schools in 1975. Several committee members expressed their continued support for community schools, but until such time as we can reschedule the bill, we are holding it in committee.

Again, thank you for writing to let us know of your support.

Sincerely,

A handwritten signature in cursive script that reads "Cynthia L. Hill".

Cynthia L. Hill
for THELMA BUCHHOLDT
House HESS Committee

TO REP BUCHHOLDT, CHAIRPERSON, H. HESS COMMITTEE
AND ALL COMMITTEE MEMBERS

TO REPS. MEEKINS AND PARKER

FROM REBECCA GRAHAM
629 W 9TH AVE
ANCH., AK 99501
TEL: 278-9934

"I WOULD LIKE TO EXPRESS SUPPORT FOR HB 204 (COMMUNITY SCHOOLS)
AND I ASK THAT H. HESS RECONSIDER THEIR DECISION.

COMMUNITY EDUCATION IS AN IMPORTANT PART OF LIFE IN ANCHORAGE AND
ONE THAT WOULD BE SORELY MISSED. TO DISCONTINUE THIS PROGRAM AT
THIS TIME WOULD BE A MISTAKE." S/ REBECCA GRAHAM EOM

hb-204

February 13, 1979

The Honorable Terry Gardiner
Speaker of the House
Alaska State Legislature
Juneau, Alaska 99811

Dear Mr. Speaker:

Under the authority of art. III, sec. 18 of the Alaska Constitution, I am transmitting a bill relating to community schools. The bill would make a number of changes in AS 14.36 which deals with the community school program. Most of the proposed changes (secs. 1, 3, 4, 5, and 6) are relatively minor in nature and are designed to clarify or streamline the existing statutory program.

Section 2 of the bill proposes a new approach to state funding of community school programs by repealing and re-enacting AS 14.36.030 which deals with state grants for those programs. Under the proposed changes, a district could elect to receive either one-half of one per cent of its public school foundation support for the year or \$10,000, effective with the beginning of FY 80. Additionally, districts electing the one-half of one per cent grant could also receive, effective with the beginning of FY 81, up to an additional one-half of one per cent on a dollar-for-dollar matching basis with funds allocated to the community school program by the district.

Sincerely,

JSH

Jay S. Hammond
Governor

THE LEGISLATURE OF THE STATE OF ALASKA
ELEVENTH LEGISLATURE

FISCAL NOTE

I. REQUEST HOUSE BILL NO. 204
 Bill/Resolution No. Attorney General File: J-77-136-79
 Title Revised Bill Relating to Community Schools
 Requested by Office of the Governor Date 2-13-79

II. FISCAL DETAIL
 Agency Affected Education
 Program Category Affected Foundation Support Programs
 Budget Request Unit(s) Affected Community Schools

EXPENDITURES (Thousands of Dollars)

	FY 79	FY 80	FY 81	FY 82	FY 83	FY 84
100 PERSONAL SERVICES						
200 TRAVEL						
300 CONTRACTUAL						
400 COMMODITIES						
500 EQUIPMENT						
600 LAND & STRUCTURES						
700 GRANTS, CLAIMS, ETC.		24.0	1,481.8*	1,570.7*	1,664.9*	1,764.8*
TOTAL						

FUNDING (Thousands of Dollars)

GENERAL FUND		24.0	1,481.8	1,570.7	1,664.9	1,764.8
FEDERAL FUNDS						
OTHER (Specify)						

POSITIONS

FULL TIME		-0-	-0-	-0-	-0-	-0-
PART TIME						
TEMPORARY						

III. ANALYSIS (See Fiscal Note Preparation Instructions, Section III)

See attached table.

FY 80 cost reflects establishment of 10.0 floor contained in AS 14.36.030(a) of proposed bill; for FY 81 and thereafter costs reflect 1/2 of 1% match provision contained in subsection (b) of AS 14.36.030.

* Assumes 6% inflation beginning in 1981

IV. DATE February 13, 1979 PREPARED BY William G. Thomson
 AGENCY Education
 Original: Legislative Finance PHONE 465-2802
 cc: Budget and Management
 Prime Sponsor (First Legislator Named)

District	FY'79 Allocation	FY'80 1/2 of 1% or Floor of \$10,000	Difference Between FY'79 and New Legislation	Under This Bill		FY'81 Total State Monies
				1/2 or 1% or Floor of 10,000 in FY'81	State Match FY'81	
Yukon Flats	\$ 10,932	\$ 10,827	\$ 105 (-)	\$ 14,490	\$ 14,490	\$ 28,980
Yukon Koyukuk	21,592	21,383	209 (-)	23,319	23,319	46,638
Anchorage	256,646	304,907	48,261	354,570	354,570	709,140
Bristol Bay	8,340	10,000	1,660	5,544	5,544	11,088
Cordova	3,536	10,000	6,454	7,562	7,562	15,124
Craig	2,992	10,000	7,008	10,000	-0-	10,000
Dillingham	12,169	10,000	2,169 (-)	8,663	8,663	17,326
Fairbanks	96,083	90,096	5,987 (-)	105,724	105,724	211,448
Galena	-0-	10,000	10,000	9,021	9,021	18,042
Haines	11,958	10,000	1,958 (-)	6,677	6,677	13,354
Hoonah	6,622	10,000	3,378	5,212	5,212	10,424
Hydaburg	2,683	10,000	7,317	10,000	-0-	10,000
Juneau	46,583	42,075	4,058 (-)	49,691	49,691	99,382
Kake	3,314	10,000	6,686	10,000	-0-	10,000
Kenai	106,570	67,293	39,277	76,938	76,938	153,876
Ketchikan	-0-	25,092	25,092	29,136	29,136	58,272
King Cove	5,251	10,000	4,749	10,000	-0-	10,000
Klawock	-0-	10,000	10,000	10,000	-0-	10,000
Kodiak	43,964	29,025	14,939 (-)	37,674	37,674	75,348
Matanuska-Susitna	53,666	43,587	10,079 (-)	55,313	55,313	110,626

District	FY'79 Allocation	FY'80 1/2 of 1% or Floor of \$10,000	Difference Between FY'79 and New Legislation	Under This Bill:		FY'81 Total State Monies
				1/2 or 1% or Floor of 10,000 in FY'81	State Match FY'81	
Adak	\$ 16,482	\$ 10,882	\$ 5,600 (-)	\$ 10,651	\$ 10,651	\$ 21,302
Railbelt	- 0 -	10,000	10,000	10,125	10,125	20,250
Aleutian	- 0 -	10,918	10,918	12,105	12,105	24,210
Gateway	- 0 -	10,000	10,000	12,896	12,896	25,792
Annette Metlakatla	5,565	10,000	4,435	5,919	5,919	11,838
Bering Straits	26,885	17,750	9,135 (-)	19,902	19,902	39,804
Chatham	5,567	10,000	4,433	10,000	- 0 -	10,000
Chugach	- 0 -	10,000	10,000	10,000	- 0 -	10,000
Copper River	14,227	14,089	138 (-)	13,517	13,517	27,034
Delta Greely	21,226	14,013	7,213 (-)	16,071	16,071	32,142
Iditarod	12,557	12,436	121 (-)	15,921	15,921	31,842
Kuspuk	12,606	12,484	122 (-)	19,353	19,353	38,706
Lake and Peninsula	27,376	18,074	9,302 (-)	20,755	20,755	41,510
Lower Kuskokwim	38,130	37,761	369 (-)	53,734	53,734	107,468
Lower Yukon	9,272	23,272	14,000	40,088	40,088	80,176
Northwest Arctic	39,794	39,408	386 (-)	47,195	47,195	94,390
Pribilof	5,670	10,000	4,330	6,328	6,328	12,656
Southeast	10,568	10,465	103 (-)	12,576	12,576	25,152
Southwest	29,437	19,435	10,002	23,598	23,598	47,196

District	FY'79 Allocation	FY'80 1/2 of 1% or Floor of \$10,000	Difference Between FY'79 and New Legislation	Under This Bill		FY'81 Total State Monies
				1/2 or 1% or Floor of 10,000 in FY'81	State Match FY'81	
Nenana	\$ -0-	\$ 10,000	\$ 10,000	\$ 10,000	\$ -0-	\$ 10,000
Nome	21,643	14,289	7,354 (-)	18,333	18,333	36,666
North Slope	41,607	27,469	14,138 (-)	33,505	33,505	67,010
Pelican	-0-	10,000	10,000	10,000	-0-	10,000
Petersburg	7,094	10,000	2,906	8,334	8,334	16,668
Sitka	28,782	19,002	9,780 (-)	21,419	21,419	42,838
Skagway	3,097	10,000	6,903	10,000	-0-	10,000
St. Mary's	-0-	10,000	10,000	10,000	-0-	10,000
Unalaska	-0-	10,000	10,000	10,000	-0-	10,000
Valdez	19,600	12,940	6,660 (-)	14,486	14,486	28,972
Wrangell	-0-	10,000	10,000	7,087	7,087	14,174
Yakutat	5,227	10,000	4,773	10,000	-0-	10,000
TOTALS	\$1,096,033	\$1,198,972		\$1,363,432	\$1,233,432	\$2,596,864

FY'80 Total for Proposed Legislation \$1,198,972
 FY'80 Governor's Appropriation 1,174,900
 Need to fund Part I of Legislation \$ 24,072

Total FY'81 Part I of Legislation \$1,363,432
 Total FY'81 Part II of Legislation 1,233,432
 Combined total Parts I & II \$2,596,864

ALASKA COMMUNITY INVOLVEMENT
IN COMMUNITY EDUCATION
FY79

City	School System	Total No. Of Schools In System	No. of School Designated Community Schools			Citizen Involvement		Total Involvement
			Elementary	Secondary	TOTALS	Youth	Adult	
Anchorage	Anchorage School System	66	20	1	21	9,761	9,051	18,812
Metlakatla	Annette Island City Schools	2	1	1	2	149	117	266
Agnoo	Chatham Schools	4	-----4-----		4	did not submit final report		
Glennallen	Copper River Schools	5	-----5-----		5	372	286	658
Delta Jun.	Delta/Greely Schools	3	2	1	3	191	197	388
Haines	Haines Borough Schools	2	1	1	2	did not submit final report		
Kake	Kake City Schools	2	1	1	2	226	75	301
King Cove	King Cove City Schools	2	1	1	2	did not submit final report		
Kodiak	Kodiak Island Borough Schools	13	8	2	10	603	870	1,473
D. Bethel	Lower Kuskokwim Schools	10	-----8-----		8	798	1,015	1,813
1. Palmer	Matanuska/Susitna Borough Schools	11	8	3	11	2,741	3,472	6,213
2. Nome	Nome City Schools	2	1	1	2	610	777	1,387
3. Petersburg	Petersburg City Schools	2	1	1	2	submitted narrative only		
4. St. Paul Is.	Pribilof Schools	2	1	1	2	submitted narrative only		
5. Sitka	Sitka Borough Schools	10	4	2	6	410	445	855
6. Skagway	Skagway City Schools	1	-----1-----		1	107	135	242
7. Dillingham	Southwest Region Schools	11	-----7-----		7	443	294	737
8. Valdez	Valdez City Schools	4	2	2	4	126	250	376

ALASKAN COMMUNITY INVOLVEMENT
IN COMMUNITY EDUCATION
FY79

City	School System	Total No. Of Schools In System	No. of Schools Designated Community Schools			Citizen Involvement		Total Involvement
			Elementary	Secondary	TOTALS	Youth	Adult	
. Fairbanks	Northstar Borough Schools	28	5	2	7			Did not submit final report
. McGrath	Iditarod Area Schools	9	-----9-----		9			Did not submit final report
. Juneau	Juneau Borough School District	9	5	2	7	2,434	5,419	7,853
. Soldotna	Kenai Peninsula Borg. Schools	26	9	8	17	626	3,770	4,396
. Kotzebue	Northwest Arctic School Dist.	12	-----7-----		7			Submitted narrative only
. Dillingham	Dillingham City Schools	1	-----1-----		1			Did not submit final report
. Adak	Adak Region Schools	2	1	1	2			Submitted narrative only
. Naknek	Bristol Bay Borough Schools	3	2	1	3	78	163	241
. Craig	Craig City Schools	2	1	1	2	65	175	240
. Hoonah	Hoonah City Schools	2	1	1	2			Submitted narrative only
. Naknek	Lake and Peninsula	12	-----10-----		10			Did not submit final report
. Barrow	North Slope Borough Schools	7	-----5-----		5			Submitted narrative only
. Ft. Yukon	Yukon Flats Schools	8	-----1-----		1			Did not submit final report
. Yakutat	Yakutat City Schools	2	1	1	2	100	113	213
. Cordova	Cordova City Schools	2	1	1	2	494	308	802
. Klawock	Klawock City Schools	1	-----1-----		1	140	62	202
20 Districts submitting statistics					TOTALS	20,474	26,994	47,468

Total involvement on these sheets are a one-time registration of each participant, however, many participants are involved in more than one class so that this figure does not ascertain the level of involvement for each individual.

Back up
179

Put in my

HB 204
file

Thanks
Thelma

March 12, 1979

Hon. Jay Hammond
Governor of Alaska

Dear Sir:

In support of HB204, I would request that you include an amendment to the bill as follows:

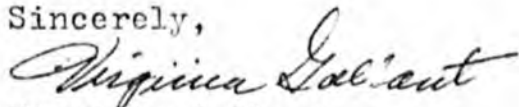
Implement part B of Section 14.36.030 in FY80.

This inclusion would provide eligibility for local districts to receive State matching funds in 1980.

Unless the proposed amendment is implemented, 23 Districts throughout the State would suffer a severe set-back in FY80 funding. To maintain the level of service and involvement Community Education must have full funding.

The Community of Sutton is fully in support of the Community Education process and to uphold the present level of programming such an amendment is necessary.

Sincerely,



Virginia Gallant
P.O. Box 73
Sutton, Alaska 99674

cc:

Thelma Buchholt, Chairperson
Representative Munson
Representative Hulbert
Representative Miles
Representative Barnes
Representative Beierne
Representative Chatterton

TO REP. THELMA BUCHHOLDT

FROM: RALPH AHGUTUK, 3230 PETERKIN STREET, APT. 1, ANCH. 99504

I SUPPORT HB 204.

CD EOM/

LA11 3210 18.56 JA01 0077 18.56 03/14/79

TO STELLA FROM CAROL

DIDN'T REALIZE YOU WERE STILL THERE...HAVE SEVERAL PEOPLE VERY ANXIOUS TO KNOW IF HOUSE HESS DID ANYTHING ON HB 204. THANKS. EOM/

Thelma -- can you let me know what's happening so far with this bill?

Thanks, Stella

TO: REP. BUCHHOLDT
FROM: ANCH LIO

Thelma-

THE FOLLOWING PEOPLE HAVE CALLED IN IN SUPPORT OF HB 204:

HENRIETTA MCCRADY (PH:333-6897)
7605 E 17TH, ANCHORAGE, AK 99504

THOMAS & EDITH TAYLOR (PH:337-2266) (NORTHEAST COMM. COUNCIL)
2310 TATALAK, ANCHORAGE, AK 99504

TO REP. THELMA BUCHHOLDT

THE FOLLOWING PEOPLE HAVE PHONED IN THEIR SUPPORT FOR HB 204 - COMMUNITY SCHOOLS:

MARY LYNN KADLETZ, 2507 EIDE, #5, ANCHORAGE 99503 - 278-1197
FRANCES WESLEY, 3444 E. 16TH, ANCHORAGE 99504 - 274-4319
ERWIN V. AND VIVIAN KURTZ, 2900 E. 15TH, ANCHORAGE 99504 - 279-4902

CD EOM/

TO REPRESENTATIVE BUCHHOLDT

THE FOLLOWING PEOPLE HAVE PHONED IN INDICATING SUPPORT FOR HB 204:

MARY HELLEN, 3228 ILIAMNA, ANCHORAGE 99503
DOROTHY WARD, 7211 EAST 20TH, ANCHORAGE 99504 333-1165

JUDY ANCHORAGE

EOM/

↑
TO REP. THELMA BUCHHOLDT, CHAIRPERSON, HOUSE HESS COMMITTEE
FROM: ANCHORAGE LIO

THE FOLLOWING PEOPLE HAVE PHONED IN THEIR SUPPORT OF HB 204 - COMMUNITY SCHOOLS:

DENNIS THOMASON, 1200 W. DIMOND, #1010, ANCHORAGE 99502 - 344-4656
CANDACE OLSON, 6425 CARLOS COURT, ANCHORAGE 99504 - 333-5095
STEVE MOSS, 1555 NELCHINA, APT. 7, ANCHORAGE 99501 - 276-6513

CD EOM/

LA11 0670 10.45 JA01 0007 10.45 03/16/79

TO REPRESENTATIVE BUCHHOLDT

WE REQUEST HB 204, CONTAINING COMMUNITY EDUCATION LEGISLATION, BE PASSED THROUGH THE HESS COMMITTEE. THIS LEGISLATION IS VITAL TO COMMUNITY EDUCATION IN OUR AREA.

BONNIE MURPHY, JUNE NEWMAN, JAMES SANFORD, FRED AND PATRICIA AGREE, PATRICIA HUNSICKER, HARRY AND TERRY CRAVIOTTO, DEXTER AND LINDA BLANCHARD, MARJORIE CONN, SHIRLEY PETERSON, JEANNE TWETEN

TO REP. THELMA BUCHHOLDT, CHAIRMAN, HOUSE HESS COMMITTEE

↑
THE FOLLOWING PEOPLE HAVE PHONED IN THEIR SUPPORT FOR HB 204 - COMMUNITY SCHOOLS:

JACKIE THOMASON, 1200 W. DIMOND, #1010, ANCHORAGE, - 344-4658
PATRICIA BOWEN, 1315 W. 12TH, ANCHORAGE 99501 - 276-5550
CHERYL AND LARRY VOLMERT, 6459 TOLHURST, ANCHORAGE 99504 - 333-5640

CD EOM

LA11 1344 12.05 JA01 0027 12.05 03/14/79

TO REPRESENTATIVE THELMA BUCHHOLDT

THE FOLLOWING PEOPLE HAVE TELEPHONED IN THEIR SUPPORT FOR
HB 204 - COMMUNITY SCHOOLS:

CHERRILL BROWN, 6824 TIMOTHY, #2, ANCHORAGE 99502 243-1041
SALLY FARAHER, 3754 STRAWBERRY ROAD, ANCHORAGE - 243-2838
BEATRICE LA PLANTE, 7161 TALL SPRUCE DRIVE, ANCHORAGE 99502
MARY ELEN MCGLOTHLIN, 1725 SKILAK CIRCLE, ANCHORAGE - 333-7104
PEGGY SANEL, SRA BOX 6-2W, ANCHORAGE 99507 - 344-1410

LA11 1394 12.12 JA01 0028 12.12 03/14/79

TO REP. THELMA BUCHHOLDT
FROM: CAROL, ANCH. LIO

THE FOLLOWING PEOPLE HAVE PHONED IN THEIR SUPPORT FOR HB 204 -
COMMUNITY SCHOOLS:

CATHERINE INICOLAS, 800 W. 56TH, #4, ANCHORAGE 99502 - 277-5183
JENNIFER MACKENZIE, 3813 ARKANSAS DRIVE, #1, ANCHORAGE - 243-3583
LOREAN BRASSARD, 5444 LANCELOT CIRCLE, #6, ANCHORAGE
CAROL EATON, 7541 BELUGA, ANCHORAGE 99504 - 333-6212
REBECCA KURTZ, 7500 JEWELL LAKE ROAD, ANCHORAGE 99502 - 243-2319
LYNNE ONURA, 616 SO. PINE, ANCHORAGE 99504 - 337-6769
HELEN AND BOB MOTHERSHEAD, 827 NORMAN STREET, ANCHORAGE 99504 -
337-2061
HOBART HYATT, 1344 WEST 11TH, ANCHORAGE 99501 - 277-1361

CD EOM/

TO: WARREN FROM: BARBARA

THE FOLLOWING LIST OF MANES WAS PHONED IN FROM PALMER AND THEY ASKED THAT THE LEGISLATORS GET THEM AS SOON AS POSSIBLE--DOESN'T EVERYONE!!

TO: REP. CARNEY & MEMBERS OF HOUSE HESS COMMITTEE

THE FOLLOWING PEOPLE ARE IN SUPPORT OF HB 204*

CYNTHIA WOODINGS, BOX 1386, PALMER
BRADLEY SNODGRASS, CAREER ED DIRECTOR
JEAN GOODWIN, DIRECTOR, FEDERAL PROGRAMS
DR. NORMAN ROUSEY, SUPT. OF SCHOOLS, BOX 140, PALMER
BRUCE DE MOND, ASST. SUPT. OF SCHOOLS, BOX 713, WASILLA
DELBERT SMITH, DIRECTOR, SPECIAL ED
LARRY CRAIG, DIRECTOR OF OPERATIONS, BOX 353, PALMER
WILDA BOGGS, BOX 296, PALMER
HELEN WOODINGS, BOX 1386, PALMER
GEAN MARSH, PRES. MAT-SU SCHOOL BD., ON BEHALF OF BOARD,
STAR RTE. B BOX S 886
RODNEY COTTLE, WASILLA
CHARLES AKERS, BOX 1, PALMER
)PRINCIPAL, WASILLA JR. HIGH)
GORDON PEPPERD, BOX 1420, WASILLA
DIANNE JOHNSON, BOX 344, WASILLA
SANDRA C. SLOAN, BOX 372, WASILLA
MARILYN PHOM, STAR RTE A, BOX 5, PALMER
PAMELA TWITCHELL, DIRECTOR, COMMUNITY SCHOOLS
BOX 1164, PALMER
NANCY LEE SHAW, BOX 2245, PALMER
GLENDA LOVELL, BOX 1086, PALMER
GLEO HUYCK
SANDRA E. LARSEN, STAR RTE BOX 2325E, WASILLA
SHIRLEY PENNINGTON, BOX 22, SUTTON
ROGER SHEPHERD, TALKEETNA

EOM/

BLANK MOORE BUSINESS FORMS, INC.

IDITAROD Area School District

POST OFFICE BOX 105 • McGRATH, ALASKA 99627 • (907) 524-3599

April 2, 1979

Representative Vernon L. Hurlbert
1648 Court Building
Juneau, Alaska 99811

Dear Rep. Hurlbert:

Recently, when I was in the capitol for a few hours, I contacted several people in regard to Community Education Legislation. I was there with other people from this District. Unfortunately, you were in a committee meeting at the time and we could not make contact with you. When I was visiting with Representative Buchholdt about the Community Schools Legislation, she informed me that you were on the committee that is presently considering the Community Education Legislation.

She also said that you had information from areas of your constituency which caused you to question whether community school funds were being utilized for community school purposes. We want to assure you that in Iditarod Area School District, all community education funds which we have received have been spent directly to the intent of community education.

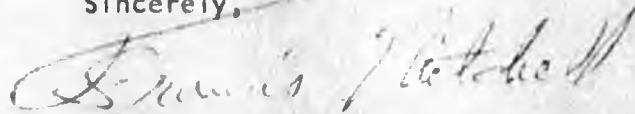
In fact, we have found state funding for community school activities very inadequate for carrying out any kind of meaningful program unless the funding is supplemented by other sources. We have been able to develop community school activities in each of the villages of our school district through the creative use of CETA funds. If it were not for CETA, we would only be able to afford a small amount of district level administrative promotion of the community school concept. However, with CETA we have successfully employed Native Community School Coordinators in the villages and we have conducted a number of local adult education activities. I am enclosing a summary of our adult education activities in this district. When you review the summary, please bear in mind our school district population is approximately 1200 people (all ages) and that our services are scattered among nine villages.

So, you might ask, "Why do we need ~~state~~ community school money?" For us, the answer is that CETA funding is short term and indirect. Four of our Community Education Coordinators have been in those positions since the fall of 1977. In the beginning of this coming school year, these four individuals will no longer be eligible for CETA funds and we will be required to lay them off or pay them with non-CETA funds. As you know, CETA is a tenuous program having undergone much national criticism.

We talk a lot about the necessity for good education for rural residents. From your own experience in the bush, I expect that you will agree with me that there is a need to demonstrate how education can really benefit rural residents. Community Schools are a way to respond to what people want. Too often schools try to tell people what they need. I believe that adult education and adult involvement in local schools is the best way to generate a positive and practical educational climate in the villages.

Please give strong support to fully funded Community School Legislation. Community education should be considered a basic and required component of education in rural Alaska. Thank you.

Sincerely,



Francis Mitchell

Programs and Personnel Development Coordinator

P.S. We met when you personally campaigned in McGrath. I was working on a storm entry to my cabin when you stopped by.

cc: James Zuelow
Superintendent
Rep. Thelma Buchholdt
Joe Miguel

FM:fp

MEMORANDUM

TO: The Honorable Thelma Bucholdt
The House of Representatives
Alaska State Legislature

DATE: January 28, 1980

FILE NO:

THRU: Commissioner Lind *M.L. 2.2.*
Department of Education

TELEPHONE NO:

FROM: Joe Miguel, Supervisor *JM*
Community Education
Department of Education

SUBJECT: List of currently funded Operational
Community School Districts which will
not be funded in FY'80

At your request, I am supplying your office with a list of school districts which are currently receiving grants from the State, but will be dropping off as of June 30, 1980, due to the formula in the Community School Act of 1975.

<u>District</u>	<u>Funding Level</u>	<u>Year of Operation</u>
Anchorage	256,646	5
Bristol Bay	8,465	4
Dillingham City	12,169	4
Fairbanks	96,803	4
Haines	11,958	5
Hoonah	7,020	4
Juneau	58,884	4
Kenai	106,570	5
King Cove	5,251	4
Klawock	5,200	4
Kodiak	50,823	4
Malanuska-Susitna	57,168	4
Nome	25,338	4
North Slope	50,533	4
Sitka	29,677	4
Va?dez	21,848	4
Yakutat	5,472	4
Adak	16,850	4
Bering Straits	28,690	4
Delta/Greely	25,531	4
Southwest Region	33,670	4

Community Education

FY'79

<u>District</u>	<u>Local Contribution</u>	<u>State Support</u>
Anchorage/Eagle River	\$978,646.00	\$256,646.00
Adak	Not Listed	17,932.00
Annette Islands	Not Listed	7,015.00
Bering Straits	8,100.00	26,885.00
Bristol Bay	Not Listed	9,790.00
Chatham Straits	5,720.00	5,567.00
Copper River	Not Listed	14,227.00
Cordova	25,025.00	3,536.00
Craig	12,249.20	2,992.00
Delta Junction	5,000.00	21,226.00
Dillingham	Not Listed	12,169.00
Fairbanks	11,481	96,803.00
Haines	Not Listed	13,408.00
Hoonah	1,773.00	8,072.00
Juneau	Not Listed under total	46,583.00
Kake	7,935.00	4,764.00
Kenai	Not Listed	101,114.00
King Cove	2,390.00	6,701.00
Klawock	3,250.00	5,200.00
Kodiak	25,145.00	43,964.00
Lake & Peninsula	Not Listed	27,576.00
Lower Kuskokwim	19,767.00	38,130.00
Lower Yukon	Not Listed	10,722.00
Mat-Su	Not Listed	53,666.00
Nome	37,427.00	23,093.00
North Slope Borough	14,521.00	41,607.00
N.W. Arctic	Not Listed	39,794.00
Petersburg	Not Listed	7,090.00
Pribilof	16,126.00	5,670.00
Sitka	Not listed	30,232.00
Skagway	3,000.00	3,097.00
Southwest Region	Not Listed	30,887.00
Valdez	97,938.00	21,050.00
Yakutat	5,227.00	5,227.00
Yukon Flats	16,450.00	12,382.00
Iditarod	Not Listed	12,557.00
Totals	\$1,397,170.20	\$1,067,174.00

Community Education FY80

<u>District</u>	<u>Amount Local Contribution</u>	<u>Amount State Support</u>
Anchorage and Eagle River	\$882,689.60	\$256,646.00
Bristol Bay	7,084.00	10,246.00
Adak	9,739.00	20,396.00
Annette Island	Not Listed	8,576.00
Bering Straits	Not Listed	34,727.00
Copper River	Not Listed	19,361.00
Cordova	24,618.34	6,487.00
Craig	12,000.00	4,014.00
Delta Junction	6,000.00	30,903.00
Dillingham	Not Listed	12,169.00
Fairbanks	14,585.00	96,803.00
Haines	19,050.00	11,958.00
Hoonah	10,298.00	8,497.00
Juneau	Not Listed	71,274.00
Kake	13,728.00	4,861.00
Kenai	Not Listed	106,570.00
King Cove	1,952.00	5,251.00
Klawock	9,725.00	5,200.00
Kodiak	15,743.00	61,517.00
Lower Kuskokwim	19,767.00	72,982.00
Lower Yukon	61,060.00	35,758.00
Mat-Su	Not Listed	69,197.00
Nome	44,780.00	30,670.00
N.W. Arctic	Not Listed	63,916.00
Petersburg	Not Listed	10,602.00
Pribilof	16,657.00	8,380.00
Sitka	45,977.00	35,922.00
Skagway	12,206.00	6,322.00
Southwest Region	Not Listed	40,755.00
St. Mary	Not Listed	4,442.00
Valdez	40,870.00	26,445.00
Yakutat	16,040.00	6,623.00
Yukon Flats	26,030.00	18,930.00
Iditarod	188,000.00	20,564.00
Totals	\$1,484,013.94	\$1,226,964.00

Funding pattern under H.B. 394 relating to Community Schools

	FY'79 Allocation .51	FY'80 Governor's Budget .435	Full FY'80
Adak	\$ 16,482	\$ 18,745	\$ 43,091
Railbelt	-0-	4,165	9,574
Aleutian	-0-	-0-	-0-
Gateway	-0-	-0-	-0-
Annette-Metlakatla	5,565	7,381	15,967
Bering Straits	26,885	30,575	70,287
Chattam	5,567	7,122	16,372
Chugach	-0-	-0-	-0-
Copper River	14,227	18,202	41,844
Delta Greely	21,226	24,139	55,491
Iditarod	12,557	16,066	39,933
Kuspuk	-0-	16,128	37,076
Lake & Peninsula	27,376	31,133	71,571
Lower Kuskokwim	38,130	48,784	112,148
Lower Yukon	9,272	20,044	46,078
Northwest Arctic	39,794	50,513	117,041
Pribilof	5,670	7,254	16,677
Southeast	-0-	-0-	-0-
Southwest	29,437	33,478	76,961
Yukon Flats	10,932	13,987	32,154
Yukon Kuyukuk	21,592	27,625	63,505
Anchorage	256,647	218,904	503,227
Bristol Bay	3,340	9,485	21,804
Cordova	3,536	6,031	13,864
Craig	2,992	3,828	8,799

	FY'79 Allocation .51	FY'80 Governor's Budget .435	Full FY'80
Dillingham	12,169	13,839	31,814
Fairbanks	96,083	110,089	253,079
Galena	-0-	-0-	-0-
Haines	11,953	10,200	23,448
Hoonah	6,622	7,531	17,312
Hydaburg	2,683	3,433	7,891
Juneau	46,583	52,977	121,786
Kake	3,314	4,241	9,749
Kenai	106,570	90,890	208,967
Ketchikan	-0-	-0-	-0-
King Cove	5,251	8,583	19,730
Klawock	-0-	2,501	5,011
Kodiak	43,964	45,998	114,937
Matanuska-Susitna	53,666	61,031	140,302
Nenana	-0-	-0-	-0-
Nome	21,643	24,614	56,584
North Slope	41,607	47,318	108,777
Pelican	-0-	-0-	-0-
Petersburg	7,094	9,076	20,864
Sitka	28,782	32,733	75,248
Skagway	3,097	3,962	9,108
St. Mary's	-0-	-0-	-0-
Unalaska	-0-	-0-	-0-
Valdez	19,600	22,308	51,282
Wrangell	-0-	-0-	-0-
Yakutat	5,227	5,945	13,666
Totals	\$1,096,033	\$1,170,866	\$2,704,319

District

Anchorage	\$616,099	\$1,232,199
Bristol Bay	10,185	20,370
Cordova	14,878	29,756
Craig	5,826	11,651
Dillingham	16,672	33,345
Fairbanks	191,637	383,274
Galena	8,880	17,760
Haines	13,059	26,117
Hoonah	7,834	15,668
Hydaburg	4,125	8,250
Juneau	87,538	175,077
Kake	7,223	14,446
Kenai	126,656	253,312
Ketchikan	53,405	106,809
King Cove	6,182	12,364
Klawock	2,751	5,502
Kodiak	69,228	138,455
Mat-Su	99,588	199,177
Nenana	8,398	16,796
Nome	31,955	63,911
North Slope	67,147	134,293
Pelican	2,110	4,221
Petersburg	14,466	28,932
Sand Point	6,699	13,398
Sitka	38,832	77,664
Skagway	6,071	12,141
St. Mary's	7,894	15,788
Unalaska	7,049	14,099
Valdez	25,621	51,242
Wrangell	12,788	25,576
Yakutat	6,835	13,669

REAA

Adak	22,733	45,466
Alaska Gateway	25,638	51,276
Aleutian	17,156	34,313
Annette	13,052	26,103
Bering Strait	38,774	77,548
Chatham	10,534	21,068
Chugach	3,460	6,920
Copper River	27,542	55,084
Delta/Greely	33,674	67,349
Iditarod	28,286	56,572
Kuspuk	34,109	68,217
Lake and Peninsula	38,672	77,344
Lower Kuskokwim	110,394	220,789
Lower Yukon	65,100	130,200
Northwest Arctic	89,585	179,169
Pribilof	11,684	23,369
Railbelt	19,236	38,671
Southeast Island	26,196	52,393
Southwest Region	38,112	76,224
Yukon Flats	30,413	60,826
Yukon Koyukuk	46,246	92,491
Totals	\$2,308,327	\$4,616,654

District/REAA

#2

	1% Found. Support	1% Found. Support with \$10,00 Floor	1% Local Match	1% State Match
--	----------------------	---	-------------------	-------------------

District

Anchorage	\$616,099	\$616,099	\$616,099	\$616,099
Bristol Bay	10,185	10,185	10,185	10,185
Cordova	14,878	14,878	14,878	14,878
Craig	5,826	10,000	10,000	10,000
Dillingham	16,672	16,672	16,672	16,672
Fairbanks	191,637	191,637	191,637	191,637
Galena	8,880	10,000	10,000	10,000
Haines	13,059	13,059	13,059	13,059
Hoonah	7,834	10,000	10,000	10,000
Hydaburg	4,125	10,000	10,000	10,000
Juneau	87,538	87,538	87,538	87,538
Kake	7,223	10,000	10,000	10,000
Kenai	126,656	126,656	126,656	126,656
Ketchikan	53,405	53,405	53,405	53,405
King Cove	6,182	10,000	10,000	10,000
Klawock	2,751	10,000	10,000	10,000
Kodiak	69,228	69,228	69,228	69,228
Mat-Su	99,588	99,588	99,588	99,588
Nenana	8,398	10,000	10,000	10,000
Noine	31,955	31,955	31,955	31,955
North Slope	67,147	67,147	67,147	67,147
Pelican	2,110	10,000	10,000	10,000
Petersburg	14,466	14,466	14,466	14,466
Sand Point	6,699	10,000	10,000	10,000
Sitka	38,832	38,832	38,832	38,832
Skagway	6,071	10,000	10,000	10,000
St. Mary's	7,894	10,000	10,000	10,000
Unalaska	7,049	10,000	10,000	10,000
Valdez	25,621	25,621	25,621	25,621
Wrangell	12,788	12,788	12,788	12,788
Yakutat	6,835	10,000	10,000	10,000

REAA

Adak	22,733	22,733	22,733	22,733
Alaska Gateway	25,638	25,638	25,638	25,638
Aleutian	17,156	17,156	17,156	17,156
Annette	13,052	13,052	13,052	13,052
Bering Strait	38,774	38,774	38,774	38,774
Chatham	10,534	10,534	10,534	10,534
Chugach	3,460	10,000	10,000	10,000
Copper River	27,542	27,542	27,542	27,542
Delta/Greely	33,674	33,674	33,674	33,674
Iditarod	28,286	28,286	28,286	28,286
Kuspuk	34,109	34,109	34,109	34,109
Lake and Peninsula	38,672	38,672	38,672	38,672
Lower Kuskokwim	110,394	110,394	110,394	110,394
Lower Yukon	65,100	65,100	65,100	65,100
Northwest Arctic	89,585	89,585	89,585	89,585
Pribilof	11,684	11,684	11,684	11,684
Railbelt	19,336	19,336	19,336	19,336
Southeast Island	26,196	26,196	26,196	26,196
Southwest Region	38,112	38,112	38,112	38,112
Yukon Flats	30,413	30,413	30,413	30,413
Yukon Koyukuk	46,246	46,246	46,246	46,246
Total	\$2,308,327	\$2,366,990	\$2,366,990	\$2,366,990

STATE OF ALASKA
Inter-Department Route Slip

TO:
MAIL STATION NUMBER 3100

DEPARTMENT Health, Community Social Sv

ATTENTION Shannon Garrett

- | | |
|--|--|
| <input type="checkbox"/> Approval | <input type="checkbox"/> Note & Return |
| <input type="checkbox"/> Signature | <input type="checkbox"/> Initial & Return |
| <input type="checkbox"/> Comment | <input type="checkbox"/> Return As Requested |
| <input type="checkbox"/> Contact Me | <input type="checkbox"/> Return For Approval |
| <input type="checkbox"/> Prepare Reply | <input type="checkbox"/> Necessary Action |
| <input type="checkbox"/> For Your File | <input type="checkbox"/> Your Information |

Remarks:

FROM:
MAIL STATION NUMBER 0500


DEPARTMENT Education

BY dlm DATE 7 22

BILL ANALYSIS

ASSIGNMENT DATE _____

UNASSIGNED _____

DEPARTMENT Education	SPONSOR (PRINCIPAL) Governor	BILL NO. HB-204
DEPARTMENT POSITION Support		
DIVISION DIRECTOR William D. Thomson	DATE 2-22-79	COMMISSIONER Marshall L. Lind
		DATE 2-22-79
GOVERNOR'S OFFICE USE		
<input type="checkbox"/> POSITION NOTED <input type="checkbox"/> POSITION APPROVED <input type="checkbox"/> POSITION DISAPPROVED		
BY: _____ DATE: _____		
SUMMARY		
(1) RELATED BILLS (SIMILAR OR CONFLICTING) None		
(2) OTHER AGENCIES AFFECTED BY BILL Local School Districts		
(2) a. ORGANIZATIONAL SUPPORT FOR BILL		(2) b. ORGANIZATIONAL OPPOSITION TO BILL
Not Known		Not Known
(3) PROGRAM EFFECTS OF BILL		
Provides for base level support of FY'80 programs; provides for additional state funds on a dollar for dollar match for FY'81.		
(4) FISCAL IMPACT: <input type="checkbox"/> NONE <input type="checkbox"/> FISCAL ANALYSIS ATTACHED (already submitted)		
(5) AMENDMENTS PROPOSED:		
None		

(6) COMMENTS:

If HB-204 passes, it will provide the impetus for local support of district programs.

As you will note from the fiscal note which is attached to the bill, many districts will receive less money in FY'80 under the new bill than they did in FY'79. However, FY'81, the effect of 14.30.030(b) of the bill will enable the districts to utilize state and local match monies to bring the level of services to their communities up to the level which was intended.

The Department of Education is in support of both the FY'80 base level of support and the FY'81 matching concepts of HB-204.

District

Anchorage	\$256,646	\$458,530	\$328,264	\$1,232,199
Bristol Bay	10,246	22,336	5,427	20,370
Cordova	6,487	14,141	7,927	29,756
Craig	4,014	8,749	3,104	11,651
Dillingham	12,169	20,885	8,883	33,315
Fairbanks	96,803	74,909	102,106	383,274
Galena	0	0	4,731	17,760
Haines	11,958	25,384	6,958	26,117
Hoonah	8,497	18,523	4,174	15,668
Hydaburg	0	0	2,198	8,250
Juneau	71,274	155,367	46,641	175,077
Kake	4,861	10,834	3,849	14,446
Kenai	106,570	106,242	67,484	253,312
Ketchikan	0	0	28,454	106,809
King Cove	5,251	13,301	3,294	12,364
Klawok	5,200	5,502	1,466	5,502
Kodiak	61,517	134,097	36,885	138,455
Mat-Su	69,197	150,839	53,062	199,177
Nenana	0	0	4,475	16,796
Nome	30,670	66,856	17,026	63,911
North Slope	0	0	35,776	134,293
Pelican	0	0	1,125	4,221
Petersburg	10,602	23,112	7,708	28,932
Sand Point	0	0	3,569	13,398
Sitka	35,922	78,303	20,690	77,664
Skagway	6,322	13,781	3,234	12,141
St. Mary's	1,811	3,948	4,206	15,788
Unalaska	0	0	3,756	14,099
Valdez	26,445	57,647	13,651	51,242
Wrangell	0	0	6,814	25,576
Yakutat	6,623	14,438	3,641	13,669

REAA

Adak	20,396	44,460	12,112	45,466
Alaska Gateway	0	0	13,660	51,276
Aleutian	0	0	9,141	34,313
Annette	8,576	18,695	6,954	26,103
Bering Strait	34,727	75,698	20,659	77,548
Chatham	5,567	4,988	5,613	21,068
Chugach	0	0	1,844	6,920
Copper River	19,361	42,204	14,675	55,084
Delta/Greely	30,903	67,365	17,942	67,349
Iditarod	20,564	44,825	15,071	56,572
Kuspuk	0	0	18,173	68,217
Lake and Peninsula	0	0	20,605	77,344
Lower Kuskokwim	72,982	159,091	58,819	220,789
Lower Yukon	35,758	77,946	34,686	130,200
Northwest Arctic	63,916	139,327	47,732	179,169
Pribilof	8,380	18,266	6,226	23,369
Railbelt	0	0	10,302	38,671
Southeast Island	0	0	13,958	52,393
Southwest Region	40,755	88,838	20,306	76,224
Yukon Flats	18,030	41,265	16,204	60,826
Yukon Koyukuk	0	0	24,640	92,491

Totals	\$1,229,900	\$2,300,692	\$1,229,900	\$4,616,654
--------	-------------	-------------	-------------	-------------

<u>District/REAA</u>	FY79 State Grant	# of Participant	Cost/Participant
<u>District</u>			
Anchorage	\$256,646	18,812	\$13.64
Bristol Bay	8,340	241	34.60
Cordova	3,533	802	4.40
Craig	2,992	240	12.46
Dillingham	12,169	Figures not available	Figures not avail
Fairbanks	96,803	Figures not available	Figures not avail
Haines	11,958	967	12.36
Hoonah	6,622	Narrative report	Narrative report
Juneau	46,583	7,853	5.93
Kake	3,314	301	11.00
Kenai	106,570	4,396	24.24
King Cove	5,251	Figures not available	Figures not avail
Klawok	5,200	202	25.74
Kodiak	43,964	1,473	29.84
Mat-Su	53,666	6,213	8.47
Nome	21,643	1,387	15.60
North Slope	41,607	Narrative Report	Narrative Report
Petersburg	7,094	Narrative Report	Narrative Report
Sitka	28,782	855	33.66
Skagway	3,097	212	12.79
Valdez	19,600	376	52.12
Yakutat	5,227	213	24.53

REAA

Adak	16,482	Figures not available	Figures not avail
Annette Island	5,565	266	20.92
Bering Strait	26,885	Narrative Report	Narrative Report
Chatham	5,567	Figures not available	Figures not avail
Cooper River	14,227	658	21.62
Delta/Greely	21,226	388	54.70
Iditarod	12,557	Figures not available	Figures not avail
Lake and Peninsula	27,376	Figures not available	Figures not avail
Lower Kuskokwim	38,130	1,813	21.03
Lower Yukon	9,272	183	50.66
Northwest Arctic	39,794	Figures not available	Figures not avail
Pribilof	5,670	Narrative Report	Narrative Report
Southwest Region	29,437	737	39.94
Yukon Flats	10,932	Figures not available	Figures not avail
Total	\$1,087,979	48,618	\$ 22.37

TO: The Honorable Thelma Bucholdt
The House of Representatives
Alaska State Legislature

DATE: January 28, 1980

FILE NO:

THRU: Commissioner Lind *201-2.2.*
Department of Education

TELEPHONE NO:

FROM:

Joe Miguel, Supervisor *JM*
Community Education
Department of Education

SUBJECT: List of currently funded Operational
Community School Districts which will
not be funded in FY'80

At your request, I am supplying your office with a list of school districts which are currently receiving grants from the State, but will be dropping off as of June 30, 1980, due to the formula in the Community School Act of 1975.

<u>District</u>	<u>Funding Level</u>	<u>Year of Operation</u>
Anchorage	256,646	5
Bristol Bay	8,465	4
Dillingham City	12,169	4
Fairbanks	96,803	4
Haines	11,958	5
Hoonah	7,020	4
Juneau	58,884	4
Kenai	106,570	5
King Cove	5,251	4
Klawock	5,200	4
Kodiak	50,823	4
Matanuska-Susitna	57,168	4
Nome	25,338	4
North Slope	50,533	4
Sitka	29,677	4
Valdez	21,848	4
Yakutat	5,472	4
Adak	16,850	4
Bering Straits	28,690	4
Delta/Greely	25,531	4
Southwest Region	33,670	4

MEMORANDUM

State of Alaska

TO: Jan Sorice, Legislative Aide
Representative Buchholdt's Office

DATE: May 2, 1980

FILE NO:

TELEPHONE NO: 465-2800

FROM: Marshall L. Lind, Commissioner
Department of Education

SUBJECT: House Bill 629

In the event that the legislature does not fully fund House Bill 629, the Department of Education recommends the following methods for dispersal of funds to those districts with approved plans of service:

1. If less than 1% of the total foundation support is given to the bill for sections a and b, then .5% will be used in section a and the remaining amount will be prorated to the districts in section b.
2. If 1% of the total foundation support is given to the bill for sections a and b, then .5% will be used in section a and .5% in section b.
3. If 1.5% of the total foundation support is given to the bill for sections a and b, then section a will be fully funded at the 1% level and section b will be prorated at the .5% level.
4. If 2% of the total foundation support is given to the bill for sections a and b, then section a will be fully funded at the 1% level and section b will also be fully funded at the 1% level.

<u>District/REAA</u>	FY 80 Actual .43	FY80 Full	FY81 Gov. App. 266+	FY81 Full, %
<u>District</u>				
Anchorage	\$256,646	\$458,530	\$328,264	\$1,232,199
Bristol Bay	10,246	22,336	5,427	20,370
Cordova	6,487	14,141	7,927	29,756
Craig	4,014	8,749	3,104	11,651
Dillingham	12,169	20,885	8,883	33,345
Fairbanks	96,803	74,909	102,106	383,274
Galena	0	0	4,731	17,760
Haines	11,958	25,384	6,958	26,117
Hoonah	8,497	18,523	4,174	15,668
Hydaburg	0	0	2,198	8,250
Juneau	71,274	155,367	46,641	175,077
Kake	4,861	10,834	3,849	14,446
Kenai	106,570	106,242	67,484	253,312
Ketchikan	0	0	28,454	106,809
King Cove	5,251	13,301	3,294	12,364
Klawok	5,200	5,502	1,466	5,502
Kodiak	61,517	134,097	36,885	138,455
Mat-Su	69,197	150,839	53,062	199,177
Nenana	0	0	4,475	16,796
Nome	30,670	66,856	17,026	63,911
North Slope	0	0	35,776	134,293
Pelican	0	0	1,125	4,221
Petersburg	10,602	23,112	7,708	28,932
Sand Point	0	0	3,569	13,398
Sitka	35,922	78,303	20,690	77,664
Skagway	6,322	13,781	3,234	12,141
St. Mary's	1,811	3,948	4,206	15,788
Unalaska	0	0	3,756	14,099
Valdez	26,445	57,647	13,651	51,242
Wrangell	0	0	6,814	25,576
Yakutat	6,623	14,438	3,641	13,669
<u>REAA</u>				
Adak	20,396	44,460	12,112	45,466
Alaska Gateway	0	0	13,660	51,276
Aleutian	0	0	9,141	34,313
Annette	8,576	18,695	6,354	26,103
Bering Strait	34,727	75,698	20,659	77,548
Chatham	5,567	4,988	5,613	21,068
Chugach	0	0	1,844	6,920
Copper River	19,361	42,204	14,675	55,084
Delta/Greely	30,903	67,365	17,942	67,349
Iditarod	20,564	44,825	15,071	56,572
Kuspuk	0	0	18,173	68,217
Lake and Peninsula	0	0	20,605	77,344
Lower Kuskokwim	72,982	159,091	58,819	220,789
Lower Yukon	35,758	77,946	34,686	130,200
Northwest Arctic	63,916	139,327	47,732	179,169
Pribilof	8,380	18,266	6,226	23,369
Railbelt	0	0	10,302	38,671
Southeast Island	0	0	13,958	52,393
Southwest Region	40,755	83,838	20,306	76,224
Yukon Flats	18,930	41,265	16,204	60,826
Yukon Koyukuk	0	0	24,640	92,491
Totals	\$1,229,900	\$2,300,692	\$1,229,900	\$4,616,654

Community Education FY80

<u>District</u>	<u>Amount Local Contribution</u>	<u>Amount State Support</u>
Anchorage and Eagle River	\$882,689.60	256,646.00
Bristol Bay	7,084.00	10,246.00
Adak	9,739.00	20,396.00
Annette Island	Not Listed	8,576.00
Bering Straits	Not Listed	34,727.00
Copper River	Not Listed	19,361.00
Cordova	24,618.34	6,487.00
Craig	12,000.00	4,014.00
Delta Junction	6,000.00	30,903.00
Dillingham	Not Listed	12,169.00
Fairbanks	14,585.00	96,803.00
Haines	19,050.00	11,958.00
Hoonah	10,298.00	8,497.00
Juneau	Not Listed	71,274.00
Kake	13,728.00	4,861.00
Kenai	Not Listed	106,570.00
King Cove	1,952.00	5,251.00
Klawock	9,725.00	5,200.00
Kodiak	15,743.00	61,517.00
Lower Kuskokwim	19,767.00	72,982.00
Lower Yukon	61,060.00	35,758.00
Mat-Su	Not Listed	69,197.00
Nome	44,780.00	30,670.00
N.W. Arctic	Not Listed	63,916.00
Petersburg	Not Listed	10,602.00
Pribilof	16,657.00	8,380.00
Sitka	45,977.00	35,922.00
Skagway	12,206.00	6,322.00
Southwest Region	Not Listed	40,755.00
St. Mary	Not Listed	4,442.00
Valdez	40,870.00	26,445.00
Yakutat	16,040.00	6,623.00
Yukon Flats	25,030.00	18,930.00
Iditarod	180,000.00	20,564.00
Totals	\$1,484,013.94	\$1,226,964.00

Community Education

FY'79

<u>District</u>	<u>Local Contribution</u>	<u>State Support</u>
Anchorage/Eagle River	\$978,646.00	\$256,646.00
Adak	Not Listed	17,932.00
Annette Islands	Not Listed	7,015.00
Bering Straits	8,100.00	26,885.00
Bristol Bay	Not Listed	9,790.00
Chatham Straits	5,720.00	5,567.00
Copper River	Not Listed	14,227.00
Cordova	25,025.00	3,536.00
Craig	12,249.20	2,992.00
Delta Junction	5,000.00	21,226.00
Dillingham	Not Listed	12,169.00
Fairbanks	11,481	96,803.00
Haines	Not Listed	13,408.00
Hoonah	1,773.00	8,072.00
Juneau	Not Listed under total	46,583.00
Kake	7,935.00	4,764.00
Kenai	Not Listed	101,114.00
King Cove	2,390.00	6,771.00
Klawock	3,250.00	5,200.00
Kodiak	25,145.00	43,964.00
Lake & Peninsula	Not Listed	27,376.00
Lower Kuskokwim	19,767.00	38,130.00
Lower Yukon	Not Listed	10,722.00
Mat-Su	Not Listed	53,666.00
Nome	37,427.00	23,093.00
North Slope Borough	14,521.00	41,607.00
N.W. Arctic	Not Listed	39,794.00
Petersburg	Not Listed	7,090.00
Pribilof	16,126.00	5,670.00
Sitka	Not listed	30,232.00
Skagway	3,000.00	3,097.00
Southwest Region	Not Listed	30,887.00
Valdez	97,938.00	21,050.00
Yakutat	5,227.00	5,227.00
Yukon Flats	16,450.00	12,382.00
Iditarod	Not Listed	12,557.00
Totals	\$1,397,170.20	\$1,067,174.00

	1% Foundation Support \$10,000 min.	1% Foundation Support Plus State Match	0.75% Foundation Support \$10,000 min.	0.75% Foundation Support Plus State Match	0.5% Foundation Support \$10,000 min.	0.5% Foundation Support Plus State Match
<u>REAA</u>						
Adak ✓	\$ 22,281	\$ 44,562	\$ 16,711	\$ 33,422	\$ 11,141	\$ 22,282
Alaska Gateway	26,481	52,962	19,861	39,722	13,241	26,482
Aleutian Chain	17,111	34,222	12,834	25,668	10,000	20,000
Annette Island	13,064	26,128	10,000	20,000	10,000	20,000
Bering Strait ✓	52,757	105,514	39,568	79,136	26,379	52,758
Chatham	11,376	22,752	10,000	20,000	10,000	20,000
Chugach	10,000	20,000	10,000	20,000	10,000	20,000
Copper River ✓	27,407	54,814	20,555	41,110	13,703	27,406
Delta Greely ✓	32,056	64,112	24,042	48,084	16,028	32,056
Editarod ✓	30,350	60,700	22,762	45,524	15,175	30,350
Kuspuk	35,229	70,458	26,422	52,844	17,615	34,230 ←
Lake & Peninsula	43,197	86,394	32,398	64,796	21,599	43,198
Lower Kuskokwim ✓	135,804	271,608	101,853	203,706	67,902	135,804
Lower Yukon	78,852	157,704	59,139	118,278	39,426	78,852
Northwest Arctic ✓	102,888	205,776	77,166	154,332	51,444	102,888
Pribilof	12,220	24,440	10,000	20,000	10,000	20,000
Railbelt	21,094	42,188	15,820	31,640	10,547	21,094
Southeast Island	27,942	55,884	20,956	41,912	13,971	27,942
Southwest Region ✓	49,925	99,850	37,444	74,888	24,962	49,924
Yukon Flats ✓	35,213	70,426	26,410	52,820	17,606	35,212
Yukon Koyukuk	48,740	97,480	36,555	73,110	24,370	48,740
Total REAA	\$ 833,387	\$1,667,974	\$ 630,496	\$1,260,992	\$ 435,109	\$ 870,218
Total District and REAA	\$2,831,124	\$5,662,248	\$2,159,871	\$4,319,743	\$1,510,671	\$3,021,342

Districts	1% Foundation Support \$10,000 min.	1% Foundation Support Plus State Match	0.75% Foundation Support \$10,000 min.	0.75% Foundation Support Plus State Match	0.5% Foundation Support \$10,000 min.	0.5% Foundation Support Plus State Match
Anchorage	\$ 752,277	\$1,504,554	\$ 564,208	\$1,128,416	\$ 376,138	\$ 752,276
Bristol Bay	13,302	26,604	10,000	20,000	10,000	20,000
Cordova	18,706	37,412	14,030	28,060	10,000	20,000
Craig	10,000	20,000	10,000	20,000	10,000	20,000
Dillingham	20,416	40,832	15,312	30,624	10,208	20,416
Fairbanks	236,213	472,426	177,160	354,320	118,106	236,212
Galena	12,430	24,860	10,000	20,000	10,000	20,000
Haines	15,918	31,836	11,938	23,876	10,000	20,000
Hoonah	10,000	20,000	10,000	20,000	10,000	20,000
Hydaburg	10,000	20,000	10,000	20,000	10,000	20,000
Juneau	103,716	207,432	77,187	155,574	51,858	103,716
Kake	10,000	20,000	10,000	20,000	10,000	20,000
Kenai	174,464	348,928	130,843	261,696	87,232	174,464
Ketchikan	62,329	124,658	46,747	93,494	31,165	62,330
King Cove	10,000	20,000	10,000	20,000	10,000	20,000
Klawock	10,000	20,000	10,000	20,000	10,000	20,000
Kodiak	82,777	165,554	62,083	124,166	41,389	82,778
Mat-Su	126,281	252,562	94,711	189,422	63,140	126,280
Nenana	10,876	21,752	10,000	20,000	10,000	20,000
Nome	40,381	80,762	30,286	60,572	20,191	40,382
North Slope	93,678	187,356	70,258	140,516	46,839	93,678
Pelican	10,000	20,000	10,000	20,000	10,000	20,000
Petersburg	17,602	35,204	13,202	26,404	10,000	20,000
Sand Point	10,000	20,000	10,000	20,000	10,000	20,000
Sitka	45,346	90,692	34,010	68,020	22,673	45,346
Skagway	10,000	20,000	10,000	20,000	10,000	20,000
St. Mary's	10,000	20,000	10,000	20,000	10,000	20,000
Unalaska	11,364	22,728	10,000	20,000	10,000	20,000
Valdez	33,247	66,494	24,935	49,870	16,623	33,246
Wrangell	15,814	31,628	11,860	23,720	10,000	20,000
Yakutat	10,000	20,000	10,000	20,000	10,000	20,000
Total Districts	\$1,997,137	\$3,994,274	\$1,529,375	\$3,058,750	\$1,075,562	\$2,151,124

ALASKA COMMUNITY INVOLVEMENT
IN COMMUNITY EDUCATION
FY79

City	School System	Total No. Of Schools In System	No. of School Designated Community Schools			Citizen Involvement		Total Involvement
			Elementary	Secondary	TOTALS	Youth	Adult	
Anchorage	Anchorage School System	66	20	1	21	9,761	9,051	18,812
Metlakatla	Annette Island City Schools	2	1	1	2	149	117	266
Agnoo	Chatham Schools	4	-----4-----		4	did not submit final report		
Glennallen	Copper River Schools	5	-----5-----		5	372	286	658
Delta Jun.	Delta/Greely Schools	3	2	1	3	191	197	388
Haines	Haines Borough Schools	2	1	1	2	did not submit final report		
Kake	Kake City Schools	2	1	1	2	226	75	301
King Cove	King Cove City Schools	2	1	1	2	did not submit final report		
Kodiak	Kodiak Island Borough Schools	13	8	2	10	603	870	1,473
D. Bethel	Lower Kuskokwim Schools	10	-----8-----		8	798	1,015	1,813
Palmer	Matanuska/Susitna Borough Schools	11	8	3	11	2,741	3,472	6,213
Nome	Nome City Schools	2	1	1	2	610	777	1,387
Petersburg	Petersburg City Schools	2	1	1	2	submitted narrative only		
St. Paul Is.	Pribilof Schools	2	1	1	2	submitted narrative only		
Sitka	Sitka Borough Schools	10	4	2	6	410	445	855
Skagway	Skagway City Schools	1	-----1-----		1	107	135	242
Dillingham	Southwest Region Schools	11	-----7-----		7	445	294	737
Valdez	Valdez City Schools	4	2	2	4	176	250	376

ALASKAN COMMUNITY INVOLVEMENT
IN COMMUNITY EDUCATION
FY79

City	School System	Total No. Of Schools In System	No. of Schools Designated Community Schools			Citizen Involvement		Total Involvement
			Elementary	Secondary	TOTALS	Youth	Adult	
1. Fairbanks	Northstar Borough Schools	28	5	2	7			Did not submit final report
2. McGrath	Iditarod Area Schools	9	-----9-----		9			Did not submit final report
3. Juneau	Juneau Borough School District	9	5	2	7	2,434	5,419	7,853
4. Soldotna	Kenai Peninsula Borg. Schools	26	9	8	17	626	3,770	4,396
5. Kotzebue	Northwest Arctic School Dist.	12	-----7-----		7			Submitted narrative only
6. Dillingham	Dillingham City Schools	1	-----1-----		1			Did not submit final report
7. Adak	Adak Region Schools	2	1	1	2			Submitted narrative only
8. Naknek	Bristol Bay Borough Schools	3	2	1	3	78	163	241
9. Craig	Craig City Schools	2	1	1	2	65	175	240
10. Hoonah	Hoonah City Schools	2	1	1	2			Submitted narrative only
11. Naknek	Lake and Peninsula	12	-----10-----		10			Did not submit final report
12. Barrow	North Slope Borough Schools	7	-----5-----		5			Submitted narrative only
13. Ft. Yukon	Yukon Flats Schools	8	-----1-----		1			Did not submit final report
14. Yakutat	Yakutat City Schools	2	1	1	2	100	113	213
15. Cordova	Cordova City Schools	2	1	1	2	494	308	802
16. Klawock	Klawock City Schools	1	-----1-----		1	140	62	202
20 Districts submitting statistics					TOTALS	20,474	26,994	47,468

Total involvement on these sheets are a one-time registration of each participant, however, many participants are involved in more than one class so that this figure does not ascertain the level of involvement for each individual.

THE LEGISLATURE OF THE STATE OF ALASKA
ELEVENTH LEGISLATURE

FISCAL NOTE

I. REQUEST

Bill/Resolution No. Committee Substitute for H.B. 629
 Title An act relating to Community Schools
 Requested by H.E.S.S. Committee Date April 21, 1980

II. FISCAL DETAIL

Agency Affected Education
 Program Category Affected Foundation Support Programs
 BRU, Program, or Subprogram(s) Affected Community Schools

(Note: If more than one budget component is affected, separate line-item amounts and funding for each component in the analysis section.)

EXPENDITURES (Thousands of Dollars)

	FY 80	FY 81	FY 82	FY 83	FY 84	FY 85
100 PERSONAL SERVICES						
200 TRAVEL						
300 CONTRACTUAL						
400 COMMODITIES						
500 EQUIPMENT						
600 LAND & STRUCTURES						
700 GRANTS, CLAIMS, ETC.		5,323.	5,843.	6,252.	6,689.	7,157.
TOTAL						

FUNDING (Thousands of Dollars)

GENERAL FUND		5,323.	5,843.	6,252.	6,689.	7,157.
FEDERAL FUNDS						
OTHER (Specify Fund Source)						

POSITIONS

FULL TIME						
PART TIME						
TEMPORARY						

III. ANALYSIS (See Fiscal Note Preparation Instructions, Section III)

FY'81 cost reflects establishment of 10.0 base or one percent floor as contained in the proposed bill. For FY'82 upon a \$2 million dollar increase in the foundation support. FY'83, '84, and '85, are based upon a 7% inflationary cost.

IV. DATE April 21, 1980 PREPARED BY *William H. ...*
 AGENCY Education
 PHONE 465-2800
 Original: Legislative Finance
 cc: Budget and Management
 Prime Sponsor (First Legislator Named)

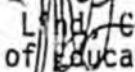
MEMORANDUM

State of Alaska

TO: Alephe Morris, Administrative Assistant DATE: May 20, 1980
Senator Sackett's Office
Alaska State Legislature

FILE NO:

TELEPHONE NO: 465-2800

FROM: Marshall L. Lind  Commissioner
Department of Education

SUBJECT: CSHB 629

Due to the changing of basic formulas for the Community Schools grants and the appropriation which the House gave the new bill, you will notice on the attached sheet that many districts will take a substantial cut in the amount they receive for FY'81.

The Department urges the Senate to place the following verbage into the intent of CSHB 629, "that no district will receive less in FY'81 than it received in FY'80."

Along with this intent, we also urge the sum of \$179,000 be added to the bill to insure the above intent.

District/REAA

District	FY'80	FY'81
	Actual .43	.5% Foundation Support or \$10,000 Floor
Anchorage	\$ 256,546	\$ 376,138
Bristol Bay	10,246	10,000
Cordova	6,487	10,000
Craig	4,014	10,000
Dillingham	12,169	10,208
Fairbanks	96,803	118,106
Galena	-0-	-0-
Haines	11,958	10,000
Hoonah	8,497	10,000
Hydaburg	-0-	10,000
Juriseau	71,274	51,858
Kake	4,861	10,000
Kenai	106,570	87,232
Ketchikan	-0-	-0-
King Cove	5,251	10,000
Klawok	5,200	10,000
Kodiak	61,517	41,389
Mat-Su	69,197	63,140
Nenana	-0-	10,000
Nome	30,670	20,191
North Slope	-0-	46,839
Pelican	-0-	-0-
Petersburg	10,602	10,000
Sand Point	-0-	-0-
Sitka	35,922	22,673
Skagway	6,322	10,000
St. Mary's	1,811	10,000
Unalaska	-0-	-0-
Valdez	26,445	16,623
Wrangell	-0-	-0-
Yakutat	6,623	10,000
<u>REAA</u>		
Adak	20,396	11,141
Alaska Gateway	-0-	-0-
Aleutian	-0-	-0-
Annette	8,576	10,000
Bering Strait	34,727	-0-
Chatham	5,567	10,000
Chugach	-0-	-0-
Copper River	19,361	13,703
Delta/Greely	30,903	16,028
Iditarod	20,564	15,175
Kuspuk	-0-	-0-
Lake and Peninsula	-0-	-0-
Lower Kuskokwim	72,982	67,902
Lower Yukon	35,758	-0-
Northwest Arctic	63,916	51,444
Pribilof	8,380	10,000
Railbelt	-0-	-0-
Southeast Island	-0-	-0-
Southwest Region	40,755	24,962
Yukon Flats	18,930	17,606
Yukon Koyukuk	-0-	-0-
TOTALS	\$1,229,900	\$1,242,358

MEMORANDUM

State of Alaska

TO: Alephe Morris, Administrative Assistant DATE: May 20, 1981
Senator Sackett's Office
Alaska State Legislature

FILE NO:

TELEPHONE NO: 465-2800

FROM: Marshall L. Lind, Commissioner
Department of Education

SUBJECT: CSHB 629

Due to the changing of basic formulas for the Community Schools grants and the appropriation which the House gave the new bill, you will notice on the attached sheet that many districts will take a substantial cut in the amount they receive for FY'81.

The Department urges the Senate to place the following verbage into the intent of CSHB 629, "that no district will receive less in FY'81 than it received in FY'80."

Along with this intent, we also urge the sum of \$179,000 be added to the bill to insure the above intent.



1,204
added by
Senate Finance

District/REAA

District	FY'80	FY'81
	Actual .43	.5% Foundation Support or \$10,000 Floor
Anchorage	\$ 256,646	\$ 376,138
Bristol Bay ✓	10,246	10,000
Cordova	6,487	10,000
Craig	4,014	10,000
Dillingham ✓	12,169	10,208
Fairbanks	96,803	118,106
Galena	-0-	-0-
Haines ✓	11,958	10,000
Hoonah	8,497	10,000
Hydaburg	-0-	10,000
Juneau ✓	71,274	51,858
Kake ✓	4,861	10,000
Kenai ✓	106,570	87,232
Ketchikan	-0-	-0-
King Cove	5,251	10,000
Klawok	5,200	10,000
Kodiak ✓	61,517	41,389
Mat-Su ✓	59,197	63,140
Nenana	-0-	10,000
Nome	30,670	20,191
North Slope	-0-	46,839
Pelican	-0-	-0-
Petersburg ✓	10,602	10,000
Sand Point	-0-	-0-
Sitka ✓	35,922	22,673
Skagway	6,322	10,000
St. Mary's	1,811	10,000
Unalaska	-0-	-0-
Valdez ✓	26,445	16,623
Wrangell	-0-	-0-
Yakutat	6,623	10,000
<u>REAA</u>		
Adak ✓	20,396	17,141
Alaska Gateway	-0-	-0-
Aleutian	-0-	-0-
Annette	8,576	10,000
Bering Strait ✓	34,727	-0-
Chatham	5,567	10,000
Chugach	-0-	-0-
Copper River ✓	19,361	13,703
Delta/Greely ✓	30,903	16,028
Iditarod ✓	20,564	15,175
Kuspuk	-0-	-0-
Lake and Peninsula	-0-	-0-
Lower Kuskokwim ✓	72,982	67,902
Lower Yukon	35,758	-0-
Northwest Arctic ✓	63,916	51,444
Pribilof	8,380	10,000
Railbelt	-0-	-0-
Southeast Island	-0-	-0-
Southwest Region ✓	40,755	24,962
Yukon Flats	18,930	17,606
Yukon Koyukuk	-0-	-0-
TOTALS	\$1,229,900	\$1,242,358

LETTER OF INTENT

It is the intent of the Senate Finance Committee that \$1.006^{million} be added to the governor's appropriation of \$1.229^{million} and the House appropriation of \$.250^{million} for the support of the community schools program.

It is the further intent of the Senate Finance Committee that \$18,000 be added to the Department of Education's Adult and Continuing Education BRU for the sole purpose of conducting on-site monitoring and evaluation of operational community school programs, as required in Section 14.36.010(b)(4). Accounting of the expenditure of these funds shall be included in the annual report to the Legislature as mandated in the same section.

senate US
changes 1% to 12%

2.4
2.25
2.05

1.229 Gov.
1.204 Senate

2.433

People that came in
to testify;

- Carol Welsh - School Board
- Karen Guymon - School Board
- Doug Dvalle - Park + Rec.
- Dan Harnam - High School st.
- Janet Leekly - state Parks
- Cheryl Brangren - Teen club
- Teri Gataraz - Ass. Director
- Ralph Piepkow - Director

Name	Address and Phone	Organization/Self	For/Against or Observing
1/ CLIFF HARTMAN	1433 W. 13 279 8176	Council of Sch Adm	for
✓ 2/ Linda Layfield	Rt. 6, Box 3530	Juneau Community Schools	for
3/ Brenda Wilbur	R 3 Box 3587 Juneau AK 586-6257	Juneau Community Schools <i>Coordinator</i>	for
4/ Patricia D. Cooper	RR6 BOX 3491-H	Juneau Community Schools	for
5/ Tom K. Gilleep, c	540 Calhoun #4	Juneau Community School	for
6/ Jebrigniel	Box 37 Auke Bay	AK Dept. of Ed.	for
7/ Bruce Kruger	924 A St. Juneau	Juneau Parks + Recreation	for
8/			
9/			
10/			
11/			
12/			
13/			

GREATER SITKA BOROUGH SCHOOL DISTRICT

ACCREDITED BY THE NORTHWEST ASSOCIATION OF SECONDARY SCHOOLS & COLLEGES



JOHN E. COFFEE
SUPERINTENDENT

P. O. BOX 179 SITKA, ALASKA 99835

February 15, 1980

Honorable Representative Thelma Buchholdt:

I want to make a few comments on our Telecommunications conservation February 13th regarding House Bill 629.

It was taken very well by the seven people we had in to testify. I just wish we would have had more time for discussion. It would have been nice if we could have asked some questions to the legislators.

Enclosed are the letters people wrote supporting the Community School concept here in Sitka. Also the list of people we had in to testify and our last brochure that went out to all boxholders of Sitka.

We sure appreciate your efforts in helping us keep the Community Education process going here in Sitka. If I can be of any assistance to you feel free to contact me at your convenience.

Yours for a Better Community!

Sincerely,

Ralph Piepkow, Director
Sitka Community School

I wish to speak on behalf of Community Schools across the State of Alaska as well as for the active + viable Community School program that exists in Sitka.

As a board member for the Greater Sitka Borough School District, it has been heartening for me to see the Sitka program exhibit great effectiveness in opening our school facilities to the entire public - giving a diverse cross-section of the community the opportunity to participate in new learning + social experiences.

As an advocate for exceptional children, I have been greatly pleased to see the Special Olympics program enhanced and strengthened ~~by~~ by that group's activities inclusion in the Community School setting.

As a parent, I have seen first-hand how such a program can offer exciting opportunities for the younger members of our community.

The track & field competitions, for example, generated a great deal of interest among some of our junior high

students - my daughter included. Their high enthusiasm for such activities and awareness of good physical fitness has been directly affected by the Community School support and encouragement of such activities. As a result, four Sitka girls represented the entire State of Alaska at a national track and field competition in West Virginia. Such a healthy & exciting venture would not have been possible without Community School initiative and interest in

providing community
activity and involvement.

Thank you.

Carol Welsh
Sitka

February 13, 1980

To the Committee:

I have served on the Sitka Community School Committee from the day of its conception five years ago. I am a firm believer in the fact that the impact the program has had on our community has been nothing but positive. The quality of life has been greatly enhanced because of the programs' scope and depth. It has made available outlets for recreational, cultural and educational interests that a town of our size could not do on its' own. It has opened the public school facilities for their maximum use that could only be matched by a very substantial capital outlay for a multi-use facility. In short, the Community Education Program does a very fine job in serving the maximum amount of citizens, with a wide variety of programs, for a minimum amount of money.

I wish to thank you for this opportunity to state my feelings and voice my support for the on-going Community Education Program.

Sincerely,


David Winters
Chairman

13 February 1980

The Community Schools program in Sitka is a most important part of our Total Community. People of all ages, from pre-school to adult, are involved in the varied programs offered by the Community Schools. I strongly urge continued funding of this program for Sitka.

Carol Wheeler

Carol Wheeler



The Community Schools program at Blatchley Junior High School, Sitka, has become for our family a "family center" during the evenings of the winter months.

Judy instruction for children has offered a fine father-son activity with Dad offering supervision support for the class.

Other children have felt comfortable to visit parents classes, simultaneously taking recreational swim at the school.

The quality of instruction has been superior and the very reasonable fees have encouraged all of us to choose a class each semester.

I have done calligraphy for twelve years and have taken instruction in California from a university art professor and an artist who taught in adult education evening classes. In these twelve years of classes and workshops, the best teacher of calligraphy I found in the Community Schools program in 1979.

Certainly we as a family will continue each semester to select classes from the wide range of offerings for all ages.

Sincerely,

Barbara A. Soukup

Barbara A. Soukup
Box 562
Sitka, Alaska 99835

Feb. 13, 1980

to the Committee,

Our family moved to Sitka three years ago. Shortly after we settled in this rather isolated community we discovered the Sitka School District had a Community Schools Program. There are programs for every member of our family from age 6 to adult.

Because of the Community Schools year around programs we are no longer isolated from opportunities to be involved in a wide range of educational and physical activities.

At present funding for the Sitka School District's "Community Schools Program" is being maintained. I urge you to continue support of the Community School Program in Sitka.

Respectively
Sandy Hackett

13 February

To Whom it May Concern:

I, Susan Johnson, being a concerned citizen of this community, wish to show my concern and support for our Community Schools.

This program is a vital part of our community. It provides the means for many of us to further ourselves in numerous ways! It also gives us a place to go and meet other people with similar interests and goals. And, it provides education along with self-improvement in mental ~~and~~ physical and many other areas.

I feel we use and need our Community School system and hope the State support can be maintained.

Sincerely,
Susan Johnson



- HB 629
- summary
- fiscal note + district breakdown based on
1% foundation formula (SB 199)
- fiscal note + district breakdown based on
.5% foundation formula (SB 199)
- FY 79 grant / # participants in each district / cost per participant
- FY 79 state + local contribution
- FY 80 state + local contribution
- community schools whose grants will drop off June 1980
- funding levels FY 80 actual + full + anticipated
FY 81 levels (at time of hearings)
- breakdown of programs + involvement
- HB 394
- legislative audit

36 ~~34~~ school districts out of
Community schools program
w/ 47, 468 enrolled

District/REAA

Found. Supp.

Found. Suppt.

Local Match

State Match

10,000 Min.

Anchorage	752,277	752,277	752,277	752,277
Bristol Bay	13,302	13,302	13,302	13,302
Cordova	18,706	18,706	18,706	18,706
Craig	7,137	10,000	10,000	10,000
Dillingham	20,416	20,416	20,416	20,416
Fairbanks	236,213	236,213	236,213	236,213
Galena	12,430	12,430	12,430	12,430
Haines	15,918	15,918	15,918	15,918
Hoonah	9,755	10,000	10,000	10,000
Hydaburg	5,643	10,000	10,000	10,000
Juneau	103,716	103,716	103,716	103,716
Kake	9,443	10,000	10,000	10,000
Kenai	174,464	174,464	174,464	174,464
Ketchikan	62,329	62,329	62,329	62,329
King Cove	7,296	10,000	10,000	10,000
Klawock	2,631	10,000	10,000	10,000
Kodiak	82,777	82,777	82,777	82,777
Mat-Su	126,281	126,281	126,281	126,281
Nenana	10,876	10,876	10,876	10,876
Nome	40,381	40,381	40,381	40,381
North Slope	93,678	93,678	93,678	93,678
Pelican	2,705	10,000	10,000	10,000
Petersburg	17,602	17,602	17,602	17,602
Sand Point	5,980	10,000	10,000	10,000
Sitka	45,346	45,346	45,346	45,346
Skagway	7,015	10,000	10,000	10,000
St. Mary's	9,189	10,000	10,000	10,000
Unalaska	11,364	11,364	11,364	11,364
Valdez	33,247	33,247	33,247	33,247
Wrangell	15,814	15,814	15,814	15,814
Yakutat	8,753	10,000	10,000	10,000
Total District	1,962,212	1,997,137	1,997,137	1,997,137

REAA

Adak	9,716	10,000	10,000	10,000
Alaska Gateway	22,802	22,802	22,802	22,802
Aleutian Chain	15,196	15,916	15,916	15,916
Annette Island	5,254	10,000	10,000	10,000
Bering Strait	43,795	43,795	43,795	43,795
Chatham	8,000	10,000	10,000	10,000
Chugach	3,265	10,000	10,000	10,000
Copper River	24,090	24,090	24,090	24,090
Delta Greely	20,881	20,881	20,881	20,881
Iditarod	24,918	24,918	24,918	24,918
Kuspuk	29,859	29,859	29,859	29,859
Lake and Peninsula	36,199	36,199	36,199	36,199
Lover Kuskokwim	111,809	111,809	111,809	111,809
Lower Yukon	59,585	59,585	59,585	59,585
Northwest Arctic	80,125	80,125	80,125	80,125
Pribilof	8,470	10,000	10,000	10,000
Railbelt	18,075	18,075	18,075	18,075
Southeast Island	20,229	20,229	20,229	20,229
Southwest Region	39,648	39,648	39,648	39,648
Yukon Flats	29,672	29,672	29,672	29,672
Yukon Koyukuk	37,390	37,390	37,390	37,390
Total REAA's	648,978	664,273	664,273	664,273
Total All	2,611,190	2,651,410	2,661,410	2,661,410

<u>District</u>	Found. Supp.	Found. Supp. \$10,000 Min.	Local Match	State Match
Anchorage	376,138	376,138	376,138	376,138
Bristol Bay	6,651	10,000	10,000	10,000
Cordova	9,353	10,000	10,000	10,000
Craig	3,568	10,000	10,000	10,000
Dillingham	10,208	10,208	10,208	10,208
Fairbanks	118,106	118,106	118,106	118,106
Galena	6,215	10,000	10,000	10,000
Haines	7,959	10,000	10,000	10,000
Hoonah	4,878	10,000	10,000	10,000
Hydaburg	2,821	10,000	10,000	10,000
Juneau	51,858	51,858	51,858	51,858
Kake	4,522	10,000	10,000	10,000
Kenai	87,232	87,232	87,232	87,232
Ketchikan	31,165	31,165	31,165	31,165
King Cove	3,648	10,000	10,000	10,000
Klawock	1,316	10,000	10,000	10,000
Kodiak	41,389	41,389	41,389	41,389
Mat-Su	63,140	63,140	63,140	63,140
Nenana	5,433	10,000	10,000	10,000
Nome	20,191	20,191	20,191	20,191
North Slope	46,839	46,839	46,839	46,839
Pelican	1,352	10,000	10,000	10,000
Petersburg	8,801	10,000	10,000	10,000
Sand Point	2,954	10,000	10,000	10,000
Sitka	22,673	22,673	22,673	22,673
Skagway	3,508	10,000	10,000	10,000
St. Mary's	4,594	10,000	10,000	10,000
Unalaska	5,682	10,000	10,000	10,000
Valdez	16,623	16,623	16,623	16,623
Wrangeli	7,907	10,000	10,000	10,000
Yakutat	4,376	10,000	10,000	10,000
Total Districts	981,105	1,075,562	1,075,562	1,075,562

REAA

Adak	11,141	11,141	11,141	11,141
Alaska Gateway	13,241	13,241	13,241	13,241
Aleutian Chain	8,556	10,000	10,000	10,000
Annette Island	6,532	10,000	10,000	10,000
Bering Strait	26,379	26,379	26,379	26,379
Chatham	5,688	10,000	10,000	10,000
Chugach	1,865	10,000	10,000	10,000
Copper River	13,703	13,703	13,703	13,703
Delta/Greely	16,028	16,028	16,028	16,028
Iditarod	15,175	15,175	15,175	15,175
Kuspuk	17,615	17,615	17,615	17,615
Lake and Peninsula	21,599	21,599	21,599	21,599
Lower Kuskokwim	67,902	67,902	67,902	67,902
Lower Yukon	39,426	39,426	39,426	39,426
Northwest Arctic	51,444	51,444	51,444	51,444
Pribilof	6,110	10,000	10,000	10,000
Railbelt	10,547	10,547	10,547	10,547
Southeast Island	13,971	13,971	13,971	13,971
Southwest Region	24,962	24,962	24,962	24,962
Yukon Flats	17,606	17,606	17,606	17,606
Yukon Koyukuk	24,370	24,370	24,370	24,370
Total REAA's	413,860	413,860	413,860	413,860
Total Dist. & REAA's	1,394,965	1,510,671	1,510,671	1,510,671

Community Education FY80

<u>District</u>	<u>Amount Local Contribution</u>	<u>Amount State Support</u>
* Anchorage and Eagle River	\$882,689.60	\$256,646.00
Bristol Bay	7,084.00	10,246.00
Adak	9,739.00	20,396.00
Annette Island	Not Listed	8,576.00
Bering Straits	Not Listed	34,727.00
Copper River	Not Listed	19,361.00
* Cordova	24,618.34	6,487.00
* Craig	12,000.00	4,014.00
Delta Junction	6,000.00	30,903.00
Dillingham	Not Listed	12,169.00
Fairbanks	14,585.00	96,803.00
* Haines	19,050.00	11,958.00
* Hoonah	10,298.00	8,497.00
Juneau	Not Listed	71,274.00
* Kake	13,728.00	4,861.00
Kenai	Not Listed	106,570.00
King Cove	1,952.00	5,251.00
* Klawock	9,725.00	5,200.00
Kodiak	15,743.00	61,517.00
Lower Kuskokwim	19,767.00	72,982.00
* Lower Yukon	61,060.00	35,758.00
Mat-Su	Not Listed	69,197.00
* Nome	44,780.00	30,670.00
N.W. Arctic	Not Listed	63,916.00
Petersburg	Not Listed	10,602.00
* Pribilof	16,657.00	3,380.00
* Sitka	45,977.00	33,922.00
* Skagway	12,206.00	6,322.00
Southwest Region	Not Listed	40,755.00
St. Mary	Not Listed	4,442.00
* Valdez	40,870.00	26,445.00
* Yakutat	16,040.00	6,623.00
* Yukon Flats	26,030.00	18,930.00
* Iditarod	188,000.00	20,564.00

Totals

\$1,484,013.94

\$1,226,964.00

Community Education

FY' 79

<u>District</u>	<u>Local Contribution</u>	<u>State Support</u>
Anchorage/Eagle River	\$978,646.00	\$256,646.00
Adak	Not Listed	17,932.00
Annette Islands	Not Listed	7,015.00
Bering Straits	8,100.00	26,885.00
Bristol Bay	Not Listed	9,790.00
Chatham Straits	5,720.00	5,567.00
Copper River	Not Listed	14,227.00
Cordova	25,025.00	3,536.00
Craig	12,249.20	2,992.00
Delta Junction	5,000.00	21,226.00
Dillingham	Not Listed	12,169.00
Fairbanks	11,481	96,803.00
Haines	Not Listed	13,408.00
Isle of Novalena	1,773.00	8,072.00
Juneau	Not Listed under total	46,583.00
Kake	7,935.00	4,764.00
Kenai	Not Listed	101,114.00
King Cove	2,390.00	6,701.00
Klawock	3,250.00	5,200.00
Kodiak	25,145.00	43,964.00
Lake & Peninsula	Not Listed	27,376.00
Lower Kuskokwim	19,767.00	38,130.00
Lower Yukon	Not Listed	10,722.00
Mat-Su	Not Listed	53,666.00
Nome	37,427.00	23,093.00
North Slope Borough	14,521.00	41,607.00
N.W. Arctic	Not Listed	39,794.00
Petersburg	Not Listed	7,090.00
Pribilof	16,126.00	5,670.00
Sitka	Not listed	30,232.00
Skagway	3,000.00	3,097.00
Southwest Region	Not Listed	30,887.00
Valdez	97,938.00	21,050.00
Yakutat	5,227.00	5,227.00
Yukon Flats	16,450.00	12,382.00
Iditarod	Not Listed	12,557.00
Totals	\$1,397,170.20	\$1,067,174.00

<u>District/REAA</u>	Found. Supp.	Found. Suppt. 10,000 Min.	Local Match	State Match
Anchorage	752,277	752,277	752,277	752,277
Bristol Bay	13,302	13,302	13,302	13,302
Cordova	18,706	18,706	18,706	18,706
Craig	7,137	10,000	10,000	10,000
Dillingham	20,416	20,416	20,416	20,416
Fairbanks	236,213	236,213	236,213	236,213
Galena	12,430	12,430	12,430	12,430
Haines	15,918	15,918	15,918	15,918
Hoonah	9,755	10,000	10,000	10,000
Hydaburg	5,643	10,000	10,000	10,000
Juneau	103,716	103,716	103,716	103,716
Kake	9,043	10,000	10,000	10,000
Kenai	174,464	174,464	174,464	174,464
Ketchikan	62,329	62,329	62,329	62,329
King Cove	7,296	10,000	10,000	10,000
Klawock	2,631	10,000	10,000	10,000
Kodiak	82,777	82,777	82,777	82,777
Mat-Su	126,281	126,281	126,281	126,281
Nenana	10,876	10,876	10,876	10,876
Nome	40,381	40,381	40,381	40,381
North Slope	93,678	93,678	93,678	93,678
Pelican	2,705	10,000	10,000	10,000
Petersburg	17,602	17,602	17,602	17,602
Sand Point	5,980	10,000	10,000	10,000
Sitka	45,346	45,346	45,346	45,346
Skagway	7,015	10,000	10,000	10,000
St. Mary's	9,189	10,000	10,000	10,000
Unalaska	11,364	11,364	11,364	11,364
Valdez	33,247	33,247	33,247	33,247
Wrangell	15,814	15,814	15,814	15,814
Yakutat	8,753	10,000	10,000	10,000
Total District	1,962,212	1,997,137	1,997,137	1,997,137

REAA

Adak	9,716	10,000	10,000	10,000
Alaska Gateway	22,802	22,802	22,802	22,802
Aleutian Chain	15,916	15,916	15,916	15,916
Annette Island	5,254	10,000	10,000	10,000
Bering Strait	43,795	43,795	43,795	43,795
Chatham	8,000	10,000	10,000	10,000
Chugach	3,265	10,000	10,000	10,000
Copper River	24,090	24,090	24,090	24,090
Delta Greely	20,881	20,881	20,881	20,881
Iditarod	24,918	24,918	24,918	24,918
Kuspuk	29,859	29,859	29,859	29,859
Lake and Peninsula	36,199	36,199	36,199	36,199
Lower Kuskokwim	111,809	111,809	111,809	111,809
Lower Yukon	59,585	59,585	59,585	59,585
Northwest Arctic	80,125	80,125	80,125	80,125
Pribilof	8,470	10,000	10,000	10,000
Railbelt	18,075	18,075	18,075	18,075
Southeast Island	20,229	20,229	20,229	20,229
Southwest Region	39,648	39,648	39,648	39,648
Yukon Flats	29,672	29,672	29,672	29,672
Yukon Koyukuk	37,390	37,390	37,390	37,390
Total REAA's	648,978	664,273	664,273	664,273
Total All	2,611,190	2,661,410	2,661,410	2,661,410

<u>District</u>	Found. Supp.	Found. Supp. \$10,000 Min.	Local Match	State Match
Anchorage	376,138	376,138	376,138	376,138
Bristol Bay	6,651	10,000	10,000	10,000
Cordova	9,353	10,000	10,000	10,000
Craig	3,568	10,000	10,000	10,000
Dillingham	10,208	10,208	10,208	10,208
Fairbanks	118,106	118,106	118,106	118,106
Galena	6,215	10,000	10,000	10,000
Haines	7,959	10,000	10,000	10,000
Hoonah	4,878	10,000	10,000	10,000
Hydaburg	2,821	10,000	10,000	10,000
Juneau	51,858	51,858	51,858	51,858
Kake	4,522	10,000	10,000	10,000
Kenai	87,232	87,232	87,232	87,232
Ketchikan	3'	31,165	31,165	31,165
King Cove		10,000	10,000	10,000
Klawock		10,000	10,000	10,000
Kodiak	,389	41,389	41,389	41,389
Mat-Su	3,140	63,140	63,140	63,140
Nenana	5,438	10,000	10,000	10,000
Nome	20,191	20,191	20,191	20,191
North Slope	46,839	46,839	46,839	46,839
Pelican	1,352	10,000	10,000	10,000
Petersburg	8,801	10,000	10,000	10,000
Sand Point	2,954	10,000	10,000	10,000
Sitka	22,673	22,673	22,673	22,673
Skagway	3,508	10,000	10,000	10,000
St. Mary's	4,594	10,000	10,000	10,000
Unalaska	5,632	10,000	10,000	10,000
Valdez	16,623	16,623	16,623	16,623
Wrangell	7,907	10,000	10,000	10,000
Yakutat	4,376	10,000	10,000	10,000
Total Districts	981,105	1,075,562	1,075,562	1,075,562

REAA

Adak	11,141	11,141	11,141	11,141
Alaska Gateway	13,241	13,241	13,241	13,241
Aleutian Chain	8,556	10,000	10,000	10,000
Annette Island	6,532	10,000	10,000	10,000
Bering Strait	26,379	26,379	26,379	26,379
Chatham	5,688	10,000	10,000	10,000
Chugach	1,865	10,000	10,000	10,000
Copper River	13,703	13,703	13,703	13,703
Delta/Greely	16,028	16,028	16,028	16,028
Iditarod	15,175	15,175	15,175	15,175
Kuspuk	17,615	17,615	17,615	17,615
Lake and Peninsula	21,599	21,599	21,599	21,599
Lower Kuskokwim	67,902	67,902	67,902	67,902
Lower Yukon	39,426	39,426	39,426	39,426
Northwest Arctic	51,444	51,444	51,444	51,444
Pribilof	6,110	10,000	10,000	10,000
Railbelt	10,547	10,547	10,547	10,547
Southeast Island	13,971	13,971	13,971	13,971
Southwest Region	24,962	24,962	24,962	24,962
Yukon Flats	17,606	17,606	17,606	17,606
Yukon Koyukuk	24,370	24,370	24,370	24,370
Total REAA's	413,860	413,860	413,860	413,860
Total Dist. & REAA's	1,394,965	1,510,671	1,510,671	1,510,671

Community Education F.30

<u>District</u>	<u>Amount Local Contribution</u>	<u>Amount State Support</u>
* Anchorage and Eagle River	\$882,689.60	\$256,646.00
Bristol Bay	7,084.00	10,246.00
Adak	9,739.00	20,396.00
Annette Island	Not Listed	8,576.00
Bering Straits	Not Listed	34,727.00
Copper River	Not Listed	19,361.00
* Cordova	24,618.34	6,487.00
* Craig	12,000.00	4,014.00
Delta Junction	6,000.00	30,903.00
Dillingham	Not Listed	12,169.00
Fairbanks	14,585.00	96,803.00
* Haines	19,050.00	11,958.00
* Hoonah	10,298.00	8,497.00
Juneau	Not Listed	71,274.00
* Kake	13,728.00	4,861.00
Kerai	Not Listed	106,570.00
King Cove	1,952.00	5,251.00
* Klawock	9,725.00	5,200.00
Kodiak	15,743.00	61,517.00
Lower Kuskokwim	19,767.00	72,982.00
* Lower Yukon	61,060.00	35,758.00
Mat-Su	Not Listed	69,197.00
* Nome	44,780.00	30,670.00
N.W. Arctic	Not Listed	63,916.00
Petersburg	Not Listed	10,602.00
* Pribilof	16,657.00	8,380.00
* Sitka	45,977.00	35,922.00
* Skagway	12,206.00	6,322.00
Southwest Region	Not Listed	40,755.00
St. Mary	Not Listed	4,442.00
* Valdez	40,870.00	26,445.00
* Yakutat	16,040.00	6,623.00
* Yukon Flats	26,030.00	18,930.00
* Iditarod	188,000.00	20,564.00
Totals	\$1,484,013.94	\$1,226,964.00

Community Education

FY' 79

<u>District</u>	<u>Local Contribution</u>	<u>State Support</u>
Anchorage/Eagle River	\$978,646.00	\$256,646.00
Adak	Not Listed	17,932.00
Annette Islands	Not Listed	7,015.00
Bering Straits	8,100.00	26,885.00
Bristol Bay	Not Listed	9,790.00
Chatham Straits	5,720.00	5,567.00
Copper River	Not Listed	14,227.00
Cordova	25,025.00	3,536.00
Craig	12,249.20	2,992.00
Delta Junction	5,000.00	21,226.00
Dillingham	Not Listed	12,169.00
Fairbanks	11,481	96,803.00
Haines	Not Listed	13,408.00
Hoonah	1,773.00	8,072.00
Juneau	Not Listed under total	46,583.00
Kake	7,935.00	4,764.00
Kenai	Not Listed	101,114.00
King Cove	2,390.00	6,701.00
Klawock	3,250.00	5,200.00
Kodiak	25,145.00	43,964.00
Lake & Peninsula	Not Listed	27,376.00
Lower Kuskokwim	19,767.00	38,130.00
Lower Yukon	Not Listed	10,722.00
Mat-Su	Not Listed	53,666.00
Nome	37,427.00	23,093.00
North Slope Borough	14,521.00	41,607.00
N.W. Arctic	Not Listed	39,794.00
Petersburg	Not Listed	7,090.00
Pribilof	16,126.00	5,670.00
Sitka	Not listed	30,232.00
Skagway	3,000.00	3,097.00
Southwest Region	Not Listed	30,887.00
Valdez	97,938.00	21,050.00
Yakutat	5,227.00	5,227.00
Yukon Flats	16,450.00	12,382.00
Iditarod	Not Listed	12,557.00
Totals	\$1,397,170.20	\$1,057,174.00

Community Education FY80

<u>District</u>	<u>Amount Local Contribution</u>	<u>Amount State Support</u>
Anchorage and Eagle River	\$882,689.60	\$256,646.00
Bristol Bay	7,084.00	10,246.00
Adak	9,739.00	20,396.00
Annette Island	Not Listed	8,576.00
Bering Straits	Not Listed	34,727.00
Copper River	Not Listed	19,361.00
Cordova	24,618.34	6,487.00
Craig	12,000.00	4,014.00
Delta Junction	6,000.00	30,903.00
Dillingham	Not Listed	12,169.00
Fairbanks	14,585.00	96,803.00
Haines	19,050.00	11,958.00
Hoonah	10,298.00	8,497.00
Juneau	Not Listed	71,274.00
Kake	13,728.00	4,861.00
Kenai	Not Listed	106,570.00
King Cove	1,952.00	5,251.00
Klawock	9,725.00	5,200.00
Kodiak	15,743.00	61,517.00
Lower Kuskokwim	19,767.00	72,982.00
Lower Yukon	61,060.00	35,758.00
Mat-Su	Not Listed	69,197.00
Nome	44,780.00	30,670.00
N.W. Arctic	Not Listed	63,916.00
Petersburg	Not Listed	10,602.00
Pribilof	16,657.00	8,380.00
Sitka	45,977.00	35,922.00
Skagway	12,206.00	5,322.00
Southwest Region	Not Listed	40,755.00
St. Mary	Not Listed	4,442.00
Valdez	40,870.00	26,445.00
Yakutat	16,040.00	6,623.00
Yukon Flats	26,030.00	18,930.00
Iditarod	188,000.00	20,564.00
Totals	\$1,484,013.94	\$1,226,964.00

Community Education

FY' 79

<u>District</u>	<u>Local Contribution</u>	<u>State Support</u>
Anchorage/Eagle River	\$978,646.00	\$256,646.00
Adak	Not Listed	17,932.00
Annette Islands	Not Listed	7,015.00
Bering Straits	8,100.00	26,885.00
Bristol Bay	Not Listed	9,790.00
Chatham Straits	5,720.00	5,567.00
Copper River	Not Listed	14,227.00
Cordova	25,025.00	3,536.00
Craig	12,249.20	2,992.00
Delta Junction	5,000.00	21,226.00
Dillingham	Not Listed	12,169.00
Fairbanks	11,481	96,803.00
Haines	Not Listed	13,408.00
Hoonah	1,773.00	8,072.00
Juneau	Not Listed under total	46,583.00
Kake	7,935.00	4,764.00
Kenai	Not listed	101,114.00
King Cove	2,390.00	6,701.00
Klawock	3,250.00	5,200.00
Kodiak	25,145.00	43,964.00
Lake & Peninsula	Not Listed	27,376.00
Lower Kuskokwim	19,767.00	38,130.00
Lower Yukon	Not Listed	10,722.00
Mat-Su	Not Listed	53,666.00
Nome	37,427.00	23,093.00
North Slope Borough	14,521.00	41,607.00
N.W. Arctic	Not Listed	39,794.00
Petersburg	Not Listed	7,090.00
Pribilof	16,126.00	5,670.00
Sitka	Not listed	30,232.00
Skagway	3,000.00	3,097.00
Southwest Region	Not Listed	30,887.00
Valdez	97,938.00	21,050.00
Yakutat	5,227.00	5,227.00
Yukon Flats	16,450.00	12,382.00
Iditarod	Not Listed	12,557.00
Totals	\$1,397,170.20	\$1,067,174.00

<u>District/REAA</u>	FY79 State Grant	# of Participant	Cost/Participant
<u>District</u>			
Anchorage	\$256,646	18,812	\$13.64
Bristol Bay	8,340	241	34.60
Cordova	3,533	802	4.40
Craig	2,992	240	12.46
Dillingham	12,169	Figures not available	Figures not avail.
Fairbanks	96,803	Figures not available	Figures not avail.
Haines	11,958	967	12.36
Hoonah	6,622	Narrative report	Narrative report
Juneau	46,583	7,853	5.93
Kake	3,314	301	11.00
Kenai	106,570	4,396	24.24
King Cove	5,251	Figures not available	Figures not avail.
Klawok	5,200	202	25.74
Kodiak	43,964	1,473	29.84
Mat-Su	53,666	6,213	8.47
Nome	21,643	1,387	15.60
North Slope	41,607	Narrative Report	Narrative Report
Petersburg	7,094	Narrative Report	Narrative Report
Sitka	28,782	855	33.66
Skagway	3,097	242	12.79
Valdez	19,600	376	52.12
Yakutat	5,227	213	24.53

REAA

Adak	16,482	Figures not available	Figures not avail.
Annette Island	5,565	266	20.92
Bering Strait	26,285	Narrative Report	Narrative Report
Chatham	5,567	Figures not available	Figures not avail.
Cooper River	14,227	658	21.62
Delta/Greely	21,225	388	54.70
Iditarod	12,557	Figures not available	Figures not avail.
Lake and Peninsula	27,376	Figures not available	Figures not avail.
Lower Kuskokwim	38,130	1,813	21.03
Lower Yukon	9,272	183	50.66
Northwest Arctic	39,794	Figures not available	Figures not avail.
Pribilof	5,670	Narrative Report	Narrative Report
Southwest Region	29,437	737	39.94
Yukon Flats	10,932	Figures not available	Figures not avail.
Total	\$1,087,979	48,618	\$ 22.37

Community Education FY80

<u>District</u>	<u>Amount Local Contribution</u>	<u>Amount State Support</u>
✓ Anchorage and Eagle River	\$882,689.60	\$256,646.00
Bristol Bay	7,084.00	10,246.00
Adak	9,739.00	20,396.00
Annette Island	Not Listed	8,576.00
Bering Straits	Not Listed	34,727.00
Copper River	Not Listed	19,361.00
* Cordova	24,618.34	6,487.00
* Craig	12,000.00	4,014.00
Delta Junction	6,000.00	30,903.00
Dillingham	Not Listed	12,169.00
Fairbanks	14,585.00	96,803.00
* Haines	19,050.00	11,958.00
* Hoonah	10,298.00	8,497.00
Juneau	Not Listed	71,274.00
* Kake	13,728.00	4,861.00
Kenai	Not Listed	106,570.00
King Cove	1,952.00	5,251.00
* Klawock	9,725.00	5,200.00
Kodiak	15,743.00	61,517.00
Lower Kuskokwim	19,767.00	72,922.00
* Lower Yukon	61,060.00	2,588.00
Mat-Su	Not Listed	6,077.00
* Nome	44,780.00	70.00
N.W. Arctic	Not Listed	63,600.00
Petersburg	Not Listed	10,602.00
* Pribilof	16,657.00	8,380.00
* Sitka	45,977.00	35,922.00
* Skagway	12,206.00	6,322.00
Southwest Region	Not Listed	40,755.00
St. Mary	Not Listed	4,442.00
* Valdez	40,870.00	26,445.00
* Yakutat	16,040.00	6,623.00
* Yukon Flats	26,030.00	18,930.00
* Iditarod	188,000.00	20,564.00

Totals

\$1,484,013.94

\$1,226,964.00

Community Education

FY'79

<u>District</u>	<u>Local Contribution</u>	<u>State Support</u>
Anchorage/Eagle River	\$978,646.00	\$256,646.00
Adak	Not Listed	17,932.00
Annette Islands	Not Listed	7,015.00
Bering Straits	8,100.00	26,885.00
Bristol Bay	Not Listed	9,790.00
Chatham Straits	5,720.00	5,567.00
Copper River	Not Listed	14,227.00
Cordova	25,025.00	3,536.00
Craig	12,249.20	2,992.00
Delta Junction	5,000.00	21,226.00
Dillingham	Not Listed	12,169.00
Fairbanks	11,481	96,803.00
Haines	Not Listed	13,408.00
Hoonah	1,773.00	8,072.00
Juneau	Not Listed under total	46,583.00
Kake	7,935.00	4,764.00
Kenai	Not Listed	101,114.00
King Cove	2,390.00	6,701.00
Klawock	3,250.00	5,200.00
Kodiak	25,145.00	43,964.00
Lake & Peninsula	Not Listed	27,376.00
Lower Kuskokwim	19,767.00	38,130.00
Lower Yukon	Not Listed	10,722.00
Mat-Su	Not Listed	53,666.00
Nome	37,427.00	23,093.00
North Slope Borough	14,521.00	41,607.00
N.W. Arctic	Not Listed	39,794.00
Petersburg	Not Listed	7,090.00
Pribilof	16,126.00	5,670.00
Sitka	Not listed	30,232.00
Skagway	3,000.00	3,097.00
Southwest Region	Not Listed	30,887.00
Valdez	97,38.00	21,050.00
Yakutat	5,227.00	5,227.00
Yukon Flats	16,450.00	12,382.00
Iditarod	Not Listed	12,557.00
Totals	\$1,397,170.20	\$1,067,174.00

existing statute, 14.36 provides for 4 years of funding:

year 1:	up to 1/2%	foundation support	
year 2:	1%	"	"
year 3:	1 1/2%	"	"
year 4:	2%	"	"

the funding was tied to the number of community schools in operation the formula is:

$$\frac{\text{no. of community schools}}{\text{no. of schools in district}} \times \text{foundation support} \times \% \text{ which district receives in that year}$$

Last year, CS HB 394 extended the programs on their 4th year for one more year, at at least the same level of funding the program received in its 4th year

There are currently 21 districts which will be dropping off as of June 30, 1980 due to the formula in the Community School Act of 1975. (list included)

CS HB 629 provides for a state grant of 1% of the foundation support money or \$10,000, whichever is greater, to all districts operating community schools.

In addition, the state will match, up to 1% of the foundation support money or \$10,000, local effort (cash or in-kind)

The grant application must include an assurance that the community school program will be reasonably accessible to residents of all communities within a district which express an interest in having such a program. (in an REAA, that might mean having a program in each village that has a school; in a city like Juneau, it might mean operating a program downtown, in the valley and in Douglas.)

Community school programs will be evaluated by the Department at least once every 4 years; a report will be submitted to the Legislature annually.

There may be a problem here, as the bill does not address funding to the Department of Education for conducting the evaluations. They would like about \$50,000 to do this.

The Department must provide training of personell and help the programs develop an internal monitoring system.

→ they can get this as a supplemental next year if it can't get on the FY 81 operating budget.

<u>District</u>	Found. Supp.	Found. Supp. \$10,000 Min.	Local Match	State Match
Anchorage	376,138	376,138	376,138	376,138
Bristol Bay	6,651	10,000	10,000	10,000
Cordova	9,353	10,000	10,000	10,000
Craig	3,568	10,000	10,000	10,000
Dillingham	10,208	10,208	10,208	10,208
Fairbanks	118,106	118,106	118,106	118,106
Galena	6,215	10,000	10,000	10,000
Haines	7,959	10,000	10,000	10,000
Hoonah	4,878	10,000	10,000	10,000
Hydaburg	2,821	10,000	10,000	10,000
Juneau	51,858	51,858	51,858	51,858
Kake	4,522	10,000	10,000	10,000
Kenai	87,232	87,232	87,232	87,232
Ketchikan	31,165	31,165	31,165	31,165
King Cove	3,648	10,000	10,000	10,000
Klawock	1,316	10,000	10,000	10,000
Kodiak	41,389	41,389	41,389	41,389
Mat-Su	63,140	63,140	63,140	63,140
Nenana	5,433	10,000	10,000	10,000
Nome	20,191	20,191	20,191	20,191
North Slope	46,839	46,839	46,839	46,839
Pelican	1,352	10,000	10,000	10,000
Petersburg	8,801	10,000	10,000	10,000
Sand Point	2,954	10,000	10,000	10,000
Sitka	22,673	22,673	22,673	22,673
Skagway	3,508	10,000	10,000	10,000
St. Mary's	4,594	10,000	10,000	10,000
Unalaska	5,682	10,000	10,000	10,000
Valdez	16,623	16,623	16,623	16,623
Wrangell	7,907	10,000	10,000	10,000
Yakutat	4,376	10,000	10,000	10,000
Total Districts	981,105	1,075,562	1,075,562	1,075,562

REAA

Adak	11,141	11,141	11,141	11,141
Alaska Gateway	13,241	13,241	13,241	13,241
Aleutian Chain	8,556	10,000	10,000	10,000
Annette Island	6,532	10,000	10,000	10,000
Bering Strait	26,379	26,379	26,379	26,379
Chatham	5,688	10,000	10,000	10,000
Chugach	1,865	10,000	10,000	10,000
Copper River	13,703	13,703	13,703	13,703
Delta/Greely	16,028	16,028	16,028	16,028
Iditarod	15,175	15,175	15,175	15,175
Kuspuk	17,615	17,615	17,615	17,615
Lake and Peninsula	21,599	21,599	21,599	21,599
Lower Kuskokwim	67,902	67,902	67,902	67,902
Lower Yukon	39,426	39,426	39,426	39,426
Northwest Arctic	51,444	51,444	51,444	51,444
Pribilof	6,110	10,000	10,000	10,000
Railbelt	10,547	10,547	10,547	10,547
Southeast Island	13,971	13,971	13,971	13,971
Southwest Region	24,962	24,962	24,962	24,962
Yukon Flats	17,606	17,606	17,606	17,606
Yukon Koyukuk	24,370	24,370	24,370	24,370
Total REAA's	413,860	413,860	413,860	413,860
Total Dist. & REAA's	1,394,965	1,510,671	1,510,671	1,510,671

<u>District/REAA</u>	FY79 State Grant	# of Participant	Cost/Participant
<u>District</u>			
Anchorage	\$256,646	18,812	\$13.64
Bristol Bay	8,340	241	34.60
Cordova	3,533	802	4.40
Craig	2,992	240	12.46
Dillingham	12,169	Figures not available	Figures not avail
Fairbanks	96,803	Figures not available	Figures not avail
Haines	11,958	967	12.36
Hoonah	6,622	Narrative report	Narrative report
Juneau	46,583	7,853	5.93
Kake	3,314	301	11.00
Kenai	105,570	4,396	24.24
King Cove	5,251	Figures not available	Figures not avail
Klawok	5,200	202	25.74
Kodiak	43,964	1,473	29.84
Mat-Su	53,666	6,213	8.47
Nome	21,643	1,387	15.60
North Slope	41,607	Narrative Report	Narrative Report
Petersburg	7,094	Narrative Report	Narrative Report
Sitka	28,782	855	33.66
Skagway	3,097	242	12.79
Valdez	19,600	376	52.12
Yakatat	5,227	213	24.53

REAA

Adak	16,482	Figures not available	Figures not avail
Annette Island	5,565	266	20.92
Bering Strait	26,885	Narrative Report	Narrative Report
Chatham	5,567	Figures not available	Figures not avail
Cooper River	14,227	658	21.62
Delta/Greely	21,226	388	54.70
Iditarod	12,557	Figures not available	Figures not avail
Lake and Peninsula	27,376	Figures not available	Figures not avail
Lower Kuskokwim	38,130	1,813	21.03
Lower Yukon	9,272	183	50.66
Northwest Arctic	39,794	Figures not available	Figures not avail
Pribilof	5,670	Narrative Report	Narrative Report
Southwest Region	29,437	737	39.94
Yukon Flats	10,932	Figures not available	Figures not avail
Total	\$1,087,979	48,618	\$ 22.37

TO: The Honorable Thelma Bucholdt
The House of Representatives
Alaska State Legislature

DATE January 28, 1980

FILE NO.

THRU: Commissioner Lind *201-2.2.*
Department of Education

TELEPHONE NO.

FROM Joe Miguel, Supervisor
Community Education *JM*
Department of Education

SUBJECT: List of currently funded Operational
Community School Districts which will
not be funded in FY'80

At your request, I am supplying your office with a list of school districts which are currently receiving grants from the State, but will be dropping off as of June 30, 1980, due to the formula in the Community School Act of 1975.

<u>District</u>	<u>Funding Level</u>	<u>Year of Operation</u>
Anchorage	256,646	5
Bristol Bay	8,465	4
Dillingham City	12,169	4
Fairbanks	96,803	4
Haines	11,958	5
Hoonah	7,020	4
Juneau	58,884	4
Kenai	106,570	5
King Cove	5,251	4
Klawock	5,200	4
Kodiak	50,823	4
Matanuska-Susitna	57,168	4
Nome	25,338	4
North Slope	50,533	4
Sitka	29,677	4
Valdez	21,848	4
Yakutat	5,472	4
Adak	16,850	4
Bering Straits	28,690	4
Delta/Greely	25,531	4
Southwest Region	33,670	4

Community Education FY80

<u>District</u>	<u>Amount Local Contribution</u>	<u>Amount State Support</u>
* Anchorage and Eagle River	\$882,689.60	\$256,646.00
Bristol Bay	7,084.00	10,246.00
Adak	9,739.00	20,396.00
Annette Island	Not Listed	8,576.00
Bering Straits	Not Listed	34,727.00
Copper River	Not Listed	19,361.00
* Cordova	24,618.34	6,487.00
* Craig	12,000.00	4,014.00
Delta Junction	6,000.00	30,903.00
Dillingham	Not Listed	12,169.00
Fairbanks	14,585.00	96,803.00
* Haines	19,050.00	11,958.00
* Hoonah	10,298.00	8,497.00
Juneau	Not Listed	71,274.00
* Kake	13,728.00	4,861.00
Kenai	Not Listed	106,570.00
King Cove	1,952.00	5,251.00
* Klawock	9,725.00	5,200.00
Kodiak	15,743.00	61,517.00
Lower Kuskokwim	19,767.00	72,982.00
* Lower Yukon	61,060.00	35,758.00
Mat-Su	Not Listed	69,197.00
* Nome	44,780.00	30,670.00
N.W. Arctic	Not Listed	63,916.00
Petersburg	Not Listed	10,602.00
* Pribilof	16,657.00	8,380.00
* Sitka	45,977.00	35,922.00
* Skagway	12,206.00	6,322.00
Southwest Region	Not Listed	40,755.00
St. Mary	Not Listed	4,442.00
* Valdez	40,870.00	26,445.00
* Yakutat	16,040.00	6,623.00
* Yukon Flats	26,030.00	18,930.00
* Iditarod	188,000.00	20,564.00
<hr/>		
Totals	\$1,484,013.94	\$1,226,964.00

Community Education

FY'79

<u>District</u>	<u>Local Contribution</u>	<u>State Support</u>
Anchorage/Eagle River	\$978,646.00	\$256,646.00
Adak	Not Listed	17,932.00
Annette Islands	Not Listed	7,015.00
Bering Straits	8,100.00	26,885.00
Bristol Bay	Not Listed	9,790.00
Chatham Straits	5,720.00	5,567.00
Copper River	Not Listed	14,227.00
Cordova	25,025.00	3,536.00
Craig	12,249.20	2,992.00
Delta Junction	5,000.00	21,226.00
Dillingham	Not Listed	12,169.00
Fairbanks	11,481	96,803.00
Haines	Not Listed	13,408.00
Hoonah	1,773.00	8,072.00
Juneau	Not Listed under total	46,583.00
Kake	7,935.00	4,764.00
Kenai	Not Listed	101,114.00
King Cove	2,390.00	6,701.00
Klawock	3,250.00	5,200.00
Kodiak	25,145.00	43,964.00
Lake & Peninsula	Not Listed	27,376.00
Lower Kuskokwim	19,767.00	38,130.00
Lower Yukon	Not Listed	10,722.00
Mat-Su	Not Listed	53,666.00
Nome	37,427.00	23,093.00
North Slope Borough	14,521.00	41,607.00
N.W. Arctic	Not Listed	39,794.00
Petersburg	Not Listed	7,090.00
Pribilof	16,126.00	5,670.00
Sitka	Not listed	30,232.00
Skagway	3,000.00	3,097.00
Southwest Region	Not Listed	30,887.00
Valdez	97,938.00	21,050.00
Yakutat	5,227.00	5,227.00
Yukon Flats	16,450.00	12,382.00
Iditarod	Not Listed	12,557.00
Totals	\$1,397,170.20	\$1,067,174.00

	1% Foundation Support \$10,000 min.	1% Foundation Support Plus State Match	0.75% Foundation Support \$10,000 min.	0.75% Foundation Support Plus State Match	0.5% Foundation Support \$10,000 min.	0.5% Foundation Support Plus State Match
--	--	---	---	--	--	---

REAA

Adak	\$ 22,281	\$ 44,562	\$ 16,711	\$ 33,422	\$ 11,141	\$ 22,282
Alaska Gateway	26,481	52,962	19,861	39,722	13,241	26,482
Aleutian Chain	17,111	34,222	12,834	25,668	10,000	20,000
Annette Island	13,064	26,128	10,000	20,000	10,000	20,000
Bering Strait	52,757	105,514	39,568	79,136	26,379	52,758
Chatham	11,376	22,752	10,000	20,000	10,000	20,000
Chugach	10,000	20,000	10,000	20,000	10,000	20,000
Copper River	27,407	54,814	20,555	41,110	13,703	27,406
Delta Greely	32,056	64,112	24,042	48,084	16,028	32,056
Iditarod	30,350	60,700	22,762	45,524	15,175	30,350
Kuspuk	35,229	70,458	26,422	52,844	17,615	34,230 ←
Lake & Peninsula	43,197	86,394	32,398	64,796	21,599	43,198
Lower Kuskokwim	135,804	271,608	101,853	203,706	67,902	135,804
Lower Yukon	78,852	157,704	59,139	118,278	39,426	78,852
Northwest Arctic	102,888	205,776	77,166	154,332	51,444	102,888
Pribilof	12,220	24,440	10,000	20,000	10,000	20,000
Railbelt	21,094	42,188	15,820	31,640	10,547	21,094
Southeast Island	27,942	55,884	20,956	41,912	13,971	27,942
Southwest Region	49,925	99,850	37,444	74,888	24,962	49,924
Yukon Flats	35,213	70,426	26,410	52,820	17,606	35,212
Yukon Koyukuk	48,740	97,480	36,555	73,110	24,370	48,740
Total REAA	\$ 833,987	\$1,667,974	\$ 630,496	\$1,260,992	\$ 435,109	\$ 870,218
Total District and REAA	\$2,831,124	\$5,662,248	\$2,159,871	\$4,319,743	\$1,510,671	\$3,021,342

Districts	1% Foundation Support \$10,000 min.	1% Foundation Support Plus State Match	0.75% Foundation Support \$10,000 min.	0.75% Foundation Support Plus State Match	0.5% Foundation Support \$10,000 min.	0.5% Foundation Support Plus State Match
Anchorage	\$ 752,277	\$1,504,554	\$ 564,208	\$1,128,416	\$ 376,138	\$ 752,276
Bristol Bay	13,302	26,604	10,000	20,000	10,000	20,000
Cordova	18,706	37,412	14,030	28,060	10,000	20,000
Craig	10,000	20,000	10,000	20,000	10,000	20,000
Dillingham	20,416	40,832	15,312	30,624	10,208	20,416
Fairbanks	236,213	472,426	177,160	354,320	118,106	236,212
Galena	12,430	24,860	10,000	20,000	10,000	20,000
Haines	15,918	31,836	11,938	23,876	10,000	20,000
Hoonah	10,000	20,000	10,000	20,000	10,000	20,000
Hydaburg	10,000	20,000	10,000	20,000	10,000	20,000
Juneau	103,716	207,432	77,787	155,574	51,858	103,716
Kake	10,000	20,000	10,000	20,000	10,000	20,000
Kenai	174,464	348,928	130,848	261,696	87,232	174,464
Ketchikan	62,329	124,658	46,747	93,494	31,165	62,330
King Cove	10,000	20,000	10,000	20,000	10,000	20,000
Klawock	10,000	20,000	10,000	20,000	10,000	20,000
Kodiak	82,777	165,554	62,083	124,166	41,389	82,778
Mat-Su	126,281	252,562	94,711	189,422	63,140	126,280
Nenana	10,876	21,752	10,000	20,000	10,000	20,000
Nome	40,381	80,762	30,286	60,572	20,191	40,382
North Slope	93,678	187,356	70,258	140,516	46,839	93,678
Pelican	10,000	20,000	10,000	20,000	10,000	20,000
Petersburg	17,602	35,204	13,202	26,404	10,000	20,000
Sand Point	10,000	20,000	10,000	20,000	10,000	20,000
Sitka	45,346	90,692	34,010	68,020	22,673	45,346
Skagway	10,000	20,000	10,000	20,000	10,000	20,000
St. Mary's	10,000	20,000	10,000	20,000	10,000	20,000
Unalaska	11,364	22,728	10,000	20,000	10,000	20,000
Valdez	33,247	66,494	24,935	49,870	16,623	33,246
Wrangell	15,814	31,628	11,860	23,720	10,000	20,000
Yakutat	10,000	20,000	10,000	20,000	10,000	20,000
Total Districts	\$1,997,137	\$3,994,274	\$1,529,375	\$3,058,750	\$1,075,562	\$2,151,124

ALASKA COMMUNITY INVOLVEMENT
IN COMMUNITY EDUCATION
FY79

City	School System	Total No. Of Schools In System	No. of School Designated Community Schools			Citizen Involvement		Total * Involvement
			Elementary	Secondary	TOTALS	Youth	Adult	
1. Anchorage	Anchorage School System	66	20	1	21	9,761	9,051	18,812
2. Metlakatla	Annette Island City Schools	2	1	1	2	149	117	266
3. Agnoon	Chatham Schools	4	-----4-----		4	did not submit final report		
4. Glennallen	Copper River Schools	5	-----5-----		5	372	286	658
5. Delta Jun.	Delta/Greely Schools	3	2	1	3	191	197	388
6. Haines	Haines Borough Schools	2	1	1	2	did not submit final report		
7. Kake	Kake City Schools	2	1	1	2	226	75	301
8. King Cove	King Cove City Schools	2	1	1	2	did no ubmit final report		
9. Kodiak	Kodiak Island Borough Schools	13	8	2	10	603	870	1,473
10. Bethel	Lower Kuskokwim Schools	10	-----8-----		8	798	1,015	1,813
11. Palmer	Matanuska/Susitna Borough Schools	11	8	3	11	2,741	3,472	6,213
12. Nome	Nome City Schools	2	1	1	2	610	777	1,387
13. Petersburg	Petersburg City Schools	2	1	1	2	submitted narrative only		
14. St. Paul Is.	Pribilof Schools	2	1	1	2	submitted narrative only		
15. Sitka	Sitka Borough Schools	10	4	2	6	410	445	855
16. Skagway	Skagway City Schools	1	-----1-----		1	107	135	242
17. Dillingham	Southwest Region Schools	11	-----7-----		7	443	294	737
18. Valdez	Valdez City Schools	4	2	2	4	126	250	376

ALASKAN COMMUNITY INVOLVEMENT
IN COMMUNITY EDUCATION
FY79

City	School System	Total No. Of Schools In System	No. of Schools Designated Community Schools			Citizen Involvement		Total Involvement	
			Elementary	Secondary	TOTALS	Youth	Adult		
19. Fairbanks	Northstar Borough Schools	28	5	2	7			Did not submit final report	
20. McGrath	Iditarod Area Schools	9	-----9-----		9			Did not submit final report	
21. Juneau	Juneau Borough School District	9	5	2	7	2,434	5,419	7,853	
22. Soldotna	Kenai Peninsula Borg. Schools	26	9	8	17	626	3,770	4,396	
23. Kotzebue	Northwest Arctic School Dist.	14	-----7-----		7			Submitted narrative only	
24. Dillingham	Dillingham City Schools	1	-----1-----		1			Did not submit final report	
25. Adak	Adak Region Schools	2	1	1	2			Submitted narrative only	
26. Naknek	Bristol Bay Borough Schools	3	2	1	3	78	163	241	
27. Craig	Craig City Schools	2	1	1	2	65	175	240	
28. Hoonah	Hoonah City Schools	2	1	1	2			Submitted narrative only	
29. Naknek	Lake and Peninsula	12	-----10-----		10			Did not submit final report	
30. Barrow	North Slope Borough Schools	7	-----5-----		5			Submitted narrative only	
31. Ft. Yukon	Yukon Flats Schools	8	-----1-----		1			Did not submit final report	
32. Yakutat	Yakutat City Schools	2	1	1	2	100	113	213	
33. Cordova	Cordova City Schools	2	1	1	2	494	308	802	
34. Klawock	Klawock City Schools	1	-----1-----		1	140	62	202	
20 Districts submitting statistics					TOTALS	20,474	26,994	47,468	

* Total involvement on these sheets are a one-time registration of each participant, however, many participants are involved in more than one class so that this figure does not ascertain the level of involvement for each individual.

THE LEGISLATURE OF THE STATE OF ALASKA
ELEVENTH LEGISLATURE

FISCAL NOTE

I. REQUEST

Bill/Resolution No. Committee Substitute for H.B. 629
 Title An act relating to Community Schools
 Requested by H.E.S.S. Committee Date April 21, 1980

II. FISCAL DETAIL

Agency Affected Education
 Program Category Affected Foundation Support Programs
 BRU, Program, or Subprogram(s) Affected Community Schools

(Note: If more than one budget component is affected, separate line-item amounts and funding for each component in the analysis section.)

EXPENDITURES (Thousands of Dollars)

	FY 80	FY 81	FY 82	FY 83	FY 84	FY 85
100 PERSONAL SERVICES						
200 TRAVEL						
300 CONTRACTUAL						
400 COMMODITIES						
500 EQUIPMENT						
600 LAND & STRUCTURES						
700 GRANTS, CLAIMS, ETC.		5,323.	5,843.	6,252.	6,689.	7,157.
TOTAL						

FUNDING (Thousands of Dollars)

	FY 80	FY 81	FY 82	FY 83	FY 84	FY 85
GENERAL FUND		5,323.	5,843.	6,252.	6,689.	7,157.
FEDERAL FUNDS						
OTHER (Specify Fund Source)						

POSITIONS

	FY 80	FY 81	FY 82	FY 83	FY 84	FY 85
FULL TIME						
PART TIME						
TEMPORARY						

III. ANALYSIS (See Fiscal Note Preparation Instructions, Section III)

FY'81 cost reflects establishment of 10.0 base or one percent floor as contained in the proposed bill. For FY'82 upon a 52 million dollar increase in the foundation support. FY'83, '84, and '85, are based upon a 7% inflationary cost.

District/REAA

10,000 Min.

Anchorage	752,277	752,277	752,277	752,277
Bristol Bay	13,302	13,302	13,302	13,302
Cordova	18,706	18,706	18,706	18,706
Craig	7,137	10,000	10,000	10,000
Dillingham	20,416	20,416	20,416	20,416
Fairbanks	236,213	236,213	236,213	236,213
Galena	12,430	12,430	12,430	12,430
Haines	15,918	15,918	15,918	15,918
Hoonah	9,755	10,000	10,000	10,000
Hydaburg	5,643	10,000	10,000	10,000
Juneau	103,716	103,716	103,716	103,716
Take	9,043	10,000	10,000	10,000
Kenai	174,464	174,464	174,464	174,464
Ketchikan	62,329	62,329	62,329	62,329
King Cove	7,296	10,000	10,000	10,000
Klawock	2,631	10,000	10,000	10,000
Kodiak	82,777	82,777	82,777	82,777
Mat-Su	126,281	126,281	126,281	126,281
Nenana	10,876	10,876	10,876	10,876
Nome	40,381	40,381	40,381	40,381
North Slope	93,678	93,678	93,678	93,678
Pelican	2,705	10,000	10,000	10,000
Petersburg	17,602	17,602	17,602	17,602
Sand Point	5,980	10,000	10,000	10,000
Sitka	45,346	45,346	45,346	45,346
Skagway	7,015	10,000	10,000	10,000
St. Mary's	9,189	10,000	10,000	10,000
Unalaska	11,364	11,364	11,364	11,364
Valdez	33,247	33,247	33,247	33,247
Wrangell	15,814	15,814	15,814	15,814
Yakutat	8,753	10,000	10,000	10,000
Total District	1,962,212	1,997,137	1,997,137	1,997,137

REAA

Adak	9,716	10,000	10,000	10,000
Alaska Gateway	22,802	22,802	22,802	22,802
Aleutian Chain	15,196	15,916	15,916	15,916
Annette Island	5,254	10,000	10,000	10,000
Bering Strait	43,795	43,795	43,795	43,795
Chatham	8,000	10,000	10,000	10,000
Chugach	3,265	10,000	10,000	10,000
Copper River	24,090	24,090	24,090	24,090
Delta Greely	20,881	20,881	20,881	20,881
Igitarod	24,918	24,918	24,918	24,918
Kuspuk	29,859	29,859	29,859	29,859
Lake and Peninsula	36,199	36,199	36,199	36,199
Lower Kuskokwim	111,809	111,809	111,809	111,809
Lower Yukon	59,585	59,585	59,585	59,585
Northwest Arctic	80,125	80,125	80,125	80,125
Pribilof	8,470	10,000	10,000	10,000
Railbelt	18,075	18,075	18,075	18,075
Southeast Island	20,229	20,229	20,229	20,229
Southwest Region	39,648	39,648	39,648	39,648
Yukon Flats	29,672	29,672	29,672	29,672
Yukon Koyukuk	37,390	37,390	37,390	37,390
Total REAA's	648,978	664,273	664,273	664,273
Total All	2,611,190	2,661,410	2,661,410	2,661,410

THE LEGISLATURE OF THE STATE OF ALASKA
ELEVENTH LEGISLATURE

FISCAL NOTE

I. REQUEST

Bill/Resolution No. Committee Substitute for H.B. 629
 Title An act relating to Community Schools
 Requested by H.E.S.S. Committee Date April 21, 1980

II. FISCAL DETAIL

Agency Affected Education
 Program Category Affected Foundation Support Programs
 BRU, Program, or Subprogram(s) Affected Community Schools

(Note: If more than one budget component is affected, separate line-item amounts and funding for each component in the analysis section.)

EXPENDITURES (Thousands of Dollars)

	FY 80	FY 81	FY 82	FY 83	FY 84	FY 85
100 PERSONAL SERVICES						
200 TRAVEL						
300 CONTRACTUAL						
400 COMMODITIES						
500 EQUIPMENT						
600 LAND & STRUCTURES						
700 GRANTS, CLAIMS, ETC.		3,021.3	3,281.3	3,511.0	3,756.8	\$4,019.7

TOTAL

FUNDING (Thousands of Dollars)

GENERAL FUND		3,021.3	3,281.3	3,511.0	3,756.8	\$4,019.7
FEDERAL FUNDS						
OTHER (Specify Fund Source)						

POSITIONS

FULL TIME						
PART TIME						
TEMPORARY						

III. ANALYSIS (See Fiscal Note Preparation Instructions, Section III)

FY'81 cost reflects establishment of 10.0 base or .5 percent floor as contained in the proposed bill. FY'82 is based upon .5 percent of a 52 million dollar increase in the foundation support. FY'83, '84, '85, are based upon a 7% inflationary cost.

IV. DATE April 21, 1980 PREPARED BY William D. Thomas
 AGENCY Education
 PHONE 465-2800
 Original: Legislative Finance
 cc: Budget and Management
 Prime Sponsor (First Legislator Named)

District	.5%		.5%	
	Found.	Supp.	Local Match	State Match
			\$10,000 Min.	
Anchorage	376,138	376,138	376,138	376,138
Bristol Bay	6,651	10,000	10,000	10,000
Cordova	9,353	10,000	10,000	10,000
Craig	3,568	10,000	10,000	10,000
Dillingham	10,208	10,208	10,208	10,208
Fairbanks	118,106	118,106	118,106	118,106
Galena	6,215	10,000	10,000	10,000
Haines	7,959	10,000	10,000	10,000
Hoonah	4,878	10,000	10,000	10,000
Hydaburg	2,821	10,000	10,000	10,000
Juneau	51,858	51,858	51,858	51,858
Kake	4,522	10,000	10,000	10,000
Kenai	87,232	87,232	87,232	87,232
Ketchikan	31,165	31,165	31,165	31,165
King Cove	3,648	10,000	10,000	10,000
Klawock	1,316	10,000	10,000	10,000
Kodiak	41,389	41,389	41,389	41,389
Mat-Su	63,140	63,140	63,140	63,140
Nenana	5,438	10,000	10,000	10,000
Nome	20,191	20,191	20,191	20,191
North Slope	46,839	46,839	46,839	46,839
Pelican	1,352	10,000	10,000	10,000
Petersburg	8,801	10,000	10,000	10,000
Sand Point	2,954	10,000	10,000	10,000
Sitka	22,673	22,673	22,673	22,673
Skagway	3,508	10,000	10,000	10,000
St. Mary's	4,594	10,000	10,000	10,000
Unalaska	5,682	10,000	10,000	10,000
Valdez	16,623	16,623	16,623	16,623
Wrangell	7,907	10,000	10,000	10,000
Yakutat	4,376	10,000	10,000	10,000
Total Districts	981,105	1,075,562	1,075,562	1,075,562

REAA

Adak	11,141	11,141	11,141	11,141
Alaska Gateway	13,241	13,241	13,241	13,241
Aleutian Chain	8,556	10,000	10,000	10,000
Annette Island	6,532	10,000	10,000	10,000
Bering Strait	26,379	26,379	26,379	26,379
Chatham	5,688	10,000	10,000	10,000
Chugach	1,865	10,000	10,000	10,000
Copper River	13,703	13,703	13,703	13,703
Delta/Greely	16,028	16,028	16,028	16,028
Iditarod	15,175	15,175	15,175	15,175
Kuspuk	17,615	17,615	17,615	17,615
Lake and Peninsula	21,599	21,599	21,599	21,599
Lower Kuskokwim	67,902	67,902	67,902	67,902
Lower Yukon	39,426	39,426	39,426	39,426
Northwest Arctic	51,444	51,444	51,444	51,444
Pribilof	6,110	10,000	10,000	10,000
Railbelt	10,547	10,547	10,547	10,547
Southeast Island	13,971	13,971	13,971	13,971
Southwest Region	24,962	24,962	24,962	24,962
Yukon Flats	17,606	17,606	17,606	17,606
Yukon Koyukuk	24,370	24,370	24,370	24,370
Total REAA's	413,860	413,860	413,860	413,860
Total Dist. & REAA's	1,394,965	1,510,671	1,510,671	1,510,671

THE LEGISLATURE OF THE STATE OF ALASKA
ELEVENTH LEGISLATURE

FISCAL NOTE

I. REQUEST

Bill/Resolution No. Committee Substitute for H.B. 629
 Title An act relating to Community Schools
 Requested by H.E.S.S. Committee Date April 21, 1980

II. FISCAL DETAIL

Agency Affected Education
 Program Category Affected Foundation Support Programs
 BRU, Program, or Subprogram(s) Affected Community Schools
 (Note: If more than one budget component is affected, separate line-item amounts and funding for each component in the analysis section.)

EXPENDITURES (Thousands of Dollars)

	FY 80	FY 81	FY 82	FY 83	FY 84	FY 85
100 PERSONAL SERVICES						
200 TRAVEL						
300 CONTRACTUAL						
400 COMMODITIES						
500 EQUIPMENT						
600 LAND & STRUCTURES						
700 GRANTS, CLAIMS, ETC.		5,323.	5,843.	6,252.	6,689.	7,157.
TOTAL						

FUNDING (Thousands of Dollars)

GENERAL FUND		5,323.	5,843.	6,252.	6,689.	7,157.
FEDERAL FUNDS						
OTHER (Specify Fund Source)						

POSITIONS

FULL TIME						
PART TIME						
TEMPORARY						

III. ANALYSIS (See Fiscal Note Preparation Instructions, Section III)

FY'81 cost reflects establishment of 10.0 base or one percent floor as contained in the proposed bill. For FY'82 upon a 52 million dollar increase in the foundation support. FY'83, '84, and '85, are based upon a 7% inflationary cost.

IV. DATE April 21, 1980 PREPARED BY *William H. ...*
 AGENCY Education
 PHONE 465-2800
 Original: Legislative Finance
 cc: Budget and Management
 Prime Sponsor (First Legislator Named)

	1%	1%	1%	1%
	Found. Supp.	Found. Suppt. 10,000 Min.	Local Match	State Match

District/REAA

Anchorage	752,277	752,277	752,277	752,277
Bristol Bay	13,302	13,302	13,302	13,302
Cordova	18,706	18,706	18,706	18,706
Craig	7,137	10,000	10,000	10,000
Dillingham	20,416	20,416	20,416	20,416
Fairbanks	236,213	236,213	236,213	236,213
Galena	12,430	12,430	12,430	12,430
Haines	15,918	15,918	15,918	15,918
Hoonah	9,755	10,000	10,000	10,000
Hydaburg	5,643	10,000	10,000	10,000
Juneau	103,716	103,716	103,716	103,716
Kake	9,043	10,000	10,000	10,000
Kenai	174,464	174,464	174,464	174,464
Ketchikan	62,329	62,329	62,329	62,329
King Cove	7,296	10,000	10,000	10,000
Klawock	2,631	10,000	10,000	10,000
Kodiak	82,777	82,777	82,777	82,777
Mat-Su	126,281	126,281	126,281	126,281
Nenana	10,876	10,876	10,876	10,876
Nome	40,381	40,381	40,381	40,381
North Slope	93,678	93,678	93,678	93,678
Pelican	2,705	10,000	10,000	10,000
Petersburg	17,602	17,602	17,602	17,602
Sand Point	5,980	10,000	10,000	10,000
Sitka	45,346	45,346	45,346	45,346
Skagway	7,015	10,000	10,000	10,000
St. Mary's	9,189	10,000	10,000	10,000
Unalaska	11,364	11,364	11,364	11,364
Valdez	33,247	33,247	33,247	33,247
Wrangell	15,814	15,814	15,814	15,814
Yakutat	8,753	10,000	10,000	10,000
Total District	1,962,212	1,997,137	1,997,137	1,997,137

REAA

Adak	9,716	10,000	10,000	10,000
Alaska Gateway	22,802	22,802	22,802	22,802
Aleutian Chain	15,196	15,916	15,916	15,916
Annette Island	5,254	10,000	10,000	10,000
Bering Strait	43,795	43,795	43,795	43,795
Chatham	8,000	10,000	10,000	10,000
Chugach	3,265	10,000	10,000	10,000
Copper River	24,090	24,090	24,090	24,090
Delta Greely	20,881	20,881	20,881	20,881
Iditarod	24,918	24,918	24,918	24,918
Kuspuk	29,859	29,859	29,859	29,859
Lake and Peninsula	36,199	36,199	36,199	36,199
Lower Kuskokwim	111,809	111,809	111,809	111,809
Lower Yukon	59,585	59,585	59,585	59,585
Northwest Arctic	80,125	80,125	80,125	80,125
Pribilof	8,470	10,000	10,000	10,000
Railbelt	18,075	18,075	18,075	18,075
Southeast Island	20,229	20,229	20,229	20,229
Southwest Region	39,648	39,648	39,648	39,648
Yukon Flats	29,672	29,672	29,672	29,672
Yukon Koyukuk	37,390	37,390	37,390	37,390
Total REAA's	648,978	664,273	664,273	664,273
Total All	2,611,190	2,661,410	2,661,410	2,661,410

Community Education FY80

<u>District</u>	<u>Amount Local Contribution</u>	<u>Amount State Support</u>
Anchorage and Eagle River	\$882,689.60	\$256,646.00
Bristol Bay	7,084.00	10,246.00
Adak	9,739.00	20,396.00
Annette Island	Not Listed	8,576.00
Bering Straits	Not Listed	34,727.00
Copper River	Not Listed	19,361.00
Cordova	24,618.34	6,487.00
Craig	12,000.00	4,014.00
Delta Junction	6,000.00	30,903.00
Dillingham	Not Listed	12,169.00
Fairbanks	14,585.00	96,803.00
Haines	19,050.00	11,958.00
Hoonah	10,298.00	8,497.00
Juneau	Not Listed	71,274.00
Kake	13,728.00	4,861.00
Kenai	Not Listed	106,570.00
King Cove	1,952.00	5,251.00
Klawock	9,725.00	5,200.00
Kodiak	15,743.00	61,517.00
Lower Kuskokwim	19,767.00	72,982.00
Lower Yukon	61,060.00	35,758.00
Mat-Su	Not Listed	69,197.00
Nome	44,780.00	30,670.00
N.W. Arctic	Not Listed	63,916.00
Petersburg	Not Listed	10,602.00
Pribilof	16,657.00	8,380.00
Sitka	45,977.00	35,922.00
Skagway	12,206.00	6,322.00
Southwest Region	Not Listed	40,755.00
St. Mary	Not Listed	4,442.00
Valdez	40,870.00	26,445.00
Yakutat	16,040.00	6,623.00
Yukon Flats	26,030.00	18,930.00
Iditarod	188,000.00	20,564.00
Totals	\$1,484,013.94	\$1,226,964.00

Community Education

FY'79

<u>District</u>	<u>Local Contribution</u>	<u>State Support</u>
Anchorage/Eagle River	\$978,646.00	\$256,646.00
Adak	Not Listed	17,932.00
Annette Islands	Not Listed	7,015.00
Bering Straits	8,100.00	26,885.00
Bristol Bay	Not Listed	9,790.00
Chatham Straits	5,720.00	5,567.00
Copper River	Not Listed	14,227.00
Cordova	25,025.00	3,536.00
Craig	12,249.20	2,992.00
Delta Junction	5,000.00	21,226.00
Dillingham	Not Listed	12,169.00
Fairbanks	11,481	96,803.00
Haines	Not Listed	13,408.00
Hoonah	1,773.00	8,072.00
Juneau	Not Listed under total	46,583.00
Kake	7,935.00	4,764.00
Kenai	Not Listed	101,114.00
King Cove	2,390.00	6,701.00
Klawock	3,250.00	5,200.00
Kodiak	25,145.00	43,964.00
Lake & Peninsula	Not Listed	27,376.00
Lower Kuskokwim	19,767.00	38,130.00
Lower Yukon	Not Listed	10,722.00
Mat-Su	Not Listed	53,666.00
Nome	37,427.00	23,093.00
North Slope Borough	14,521.00	41,607.00
N.W. Arctic	Not Listed	39,794.00
Petersburg	Not Listed	7,090.00
Pribilof	16,126.00	5,670.00
Sitka	Not listed	30,232.00
Skagway	3,000.00	3,097.00
Southwest Region	Not Listed	30,887.00
Valdez	97,938.00	21,050.00
Yakutat	5,227.00	5,227.00
Yukon Flats	16,450.00	12,382.00
Iditarod	Not Listed	12,557.00
Totals	\$1,397,170.20	\$1,067,174.00

<u>District/REAA</u>	FY79 State Grant	# of Participant	Cost/Participant
<u>District</u>			
Anchorage	\$256,646	18,812	\$13.64
Bristol Bay	8,340	241	34.60
Cordova	3,533	802	4.40
Craig	2,992	240	12.46
Dillingham	12,169	Figures not available	Figures not avail
Fairbanks	96,803	Figures not available	Figures not avail
Haines	11,958	967	12.36
Hoonah	6,622	Narrative report	Narrative report
Juneau	46,583	7,853	5.93
Kake	3,314	301	11.00
Kenai	106,570	4,396	24.24
King Cove	5,251	Figures not available	Figures not avail
Klawok	5,200	202	25.74
Kodiak	43,964	1,473	29.84
Mat-Su	53,666	6,213	8.47
Nome	21,643	1,387	15.60
North Slope	41,607	Narrative Report	Narrative Report
Petersburg	7,094	Narrative Report	Narrative Report
Sitka	28,782	255	33.66
Skagway	3,097	242	12.79
Valdez	19,600	376	52.12
Yakutat	5,227	213	24.53

REAA

Adak	16,482	Figures not available	Figures not avail
Annette Island	5,565	266	20.92
Bering Strait	26,885	Narrative Report	Narrative Report
Chatham	5,567	Figures not available	Figures not avail
Cooper River	14,227	658	21.62
Delta/Greely	21,226	388	54.70
Iditarod	12,557	Figures not available	Figures not avail
Lake and Peninsula	27,376	Figures not available	Figures not avail
Lower Kuskokwim	38,130	1,813	21.03
Lower Yukon	9,272	183	50.66
Northwest Arctic	39,794	Figures not available	Figures not avail
Pribilof	5,670	Narrative Report	Narrative Report
Southwest Region	29,437	737	39.94
Yukon Flats	10,932	Figures not available	Figures not avail
Total	\$1,087,979	48,618	\$ 22.37

ALASKA ASSOCIATION OF COMMUNITY EDUCATION

Legislation Position Paper

1.0 Definition

The Act should define a community education program as "a program in which a public building, including but not limited to a public elementary or secondary school, or a community or junior college (or a related extension center), is used as a community center operated in conjunction with other groups in the community, community organizations, and local governmental agencies, to provide educational, recreational, health care, cultural, and other related community and human services for the community that the center serves in accordance with the needs, interests and concerns of that community."

- 1.1 The Local Education Agency may elect to function as a prime sponsor in order to subcontract the operational funds to other agencies. (such as municipal governments, community colleges, extension centers, etc.)
- 1.2 An LEA is considered to be one of the 53 public school districts in Alaska.

2.0 Need

Community Education has captured the imagination of both educational and lay leaders throughout the United States. The growth of community education has arisen from three significant factors. These factors are:

- 2.1 Schools must discharge their presently accepted responsibilities with a greater degree of community accountability.
- 2.2 Schools must extend their traditional service to all members of the community - not just the traditional student population.
- 2.3 Alternatives must be found for reducing duplication of effort so that improved services are provided at a lower overall cost.

Because of the potential which Community Education holds for recognizing and addressing these factors the Alaska State Legislature will assume responsible leadership in fostering Community Education. This will be accomplished by providing financial and technical assistance within the limitations of the Alaska State Department of Education's allocated resources to those LEAs requesting funding and services related to Community Education. Technical assistance may be provided to subcontractors at the request of the LEA.

3.0 Program Description

The proposed law and accompanying regulations should limit eligible activities to the leadership, administrative, and coordinating activities involved in planning, establishing, expanding, or operating a community education program. The program should not pay for cost directly related to the provision of services or activities.

This approach reflects the associations judgment that while a community education program may encompass virtually any type of educational or other

social service, the State Program was not meant to pay for these services but, rather, for the processes of organizing and coordinating these services in a community education program. These proposed limits distinguish community education, elementary and secondary education, and recreational and social services.

4.0 Position Statement

Because of the uniqueness of each local situation and/or community, Community Education cannot be considered a uniform, state-mandated, or prescribed set of activities, classes or programs. It should be the position of the State Legislature to encourage educators and the community at large to:

- 4.1 Explore the possibility of initiating Community Education.
- 4.2 Consider Community Education when new facilities are being developed or existing facilities are being remodeled.
- 4.3 Consider the use of Community Education to effect participation of local citizenry in the education decision-making process.
- 4.4 Explore the possibility of using Community Education to eliminate duplicated effort and coordinate education and community programs.
- 4.5 Consider how Community Education will be evaluated to insure community and educational accountability.
- 4.6 Consider Community Education's potential for extending the school's traditional services to all members of the community.

5.0 Position Strengths

Consideration of Community Education should reveal the following strengths:

- 5.1 Community Education can be generally accomplished through improved coordination of existing resources at minimal additional cost.
- 5.2 Community Education maximizes the use of public facilities and services, thus increasing program and service cost-effectiveness.
- 5.3 Community Education assists the citizenry to a greater awareness of the needs of the total community.
- 5.4 The greater awareness created by Community Education maximizes the possibility of meeting the self-defined needs of the total community.
- 5.5 The involvement of the citizenry in meeting their own needs generally develops a more positive outlook toward education and the community.
- 5.6 The positive outlook toward education and the community which develops through Community Education usually increases community support for education.
- 5.7 The positive outlook and support gained through Community Education fosters individual concern for both family and neighbors, thereby strengthening the family and the community structure.

6.0 Position Constraints

It should be recognized that a number of existent factors could hinder or deter the successful implementation of the Community Education process.

- 6.1 There is a need for additional qualified personnel available for the purpose of providing technical assistance to those inaugurating or strengthening Community Education.
- 6.2 Presently, technical assistance and evaluation assistance to those developing or operating community education is hindered by financial limitations.
- 6.3 Financial resources currently designated for Community Education can not adequately support programs in Alaska's 53 school districts.
- 6.4 If community and educational agencies cannot work together effectively, the following constraints may result:
 - a. Duplication of programs and services.
 - b. Competition between agencies for resources and patrons.
 - c. Increased expense to the citizenry.
 - d. Poor Community Education accountability.
- 6.5 Community Educational opportunities for training leaders in key community and education leadership positions should be supported by the legislation.
- 6.6 Community Education can run the risk of being just another add-on program.
- 6.7 Community Education should never be inaugurated solely to improve the schools image or public relations with the community.
- 6.8 Initiating Community Education through administrative decree alone should never occur, but administrative leadership and support are imperative.
- 6.9 Care should be exerted so as not to limit or eliminate the involvement of the citizenry in the education decision-making process associated with Community Education.
- 6.10 Care should be exerted to insure that control of Community Education remains with the local community, where individuals interacting with each other can insure that the greatest good results for the greatest number.

7.0 Minimum Elements

The association recommends that minimum elements should apply to each Community Education program to be assisted under the State formula program within the State Foundation support system. These minimum elements are:

- 7.1 Educational Institution Involvement -- The extent to which an LEA is involved in program administration policies development, financial resources, and their commitment to the support and improvement of the program should be defined.
- 7.2 Community To Be Served -- The geographic area which the program is designed to serve as well as the populations which exist in the community should be defined.
- 7.3 Community Education Council -- A community council should be in existence to provide for the active and continuous involvement of individuals, groups, and institutions broadly representative of the community served.
- 7.4 Community Needs -- The program should provide a systematic procedure for identifying community needs, interests, and concerns.

- 7.5 Interagency Cooperation -- Community Education should promote, encourage, and facilitate interagency cooperation through such activities as coordinating councils, joint use agreements, public relations, cooperative facility planning and joint funding arrangements.
- 7.6 Identification of Community Resources -- Community resources in the following areas should be identified:
 - a. Physical
 - b. Fiscal
 - c. Human
 - d. Services
- 7.7 Public Facility As A Community Center -- Program services for the community should be identified in specific public facilities although satellite or mobile facilities may be utilized.
- 7.8 Scope of Activities and Services -- Community Education programs are based upon needs identified in each community and should contain a balance between enrichment, recreational, vocational, cultural and social activities. The Community Education program should make provisions for social and health agencies to provide services in community education facilities, Community Education should provide for the awareness, discussion, and analysis of topics of contemporary community interest and concern.

Community Education

FY'79

<u>District</u>	<u>Local Contribution</u>	<u>State Support</u>
Anchorage/Eagle River	\$978,646.00	\$256,646.00
Adak	Not Listed	17,932.00
Annette Islands	Not Listed	7,015.00
Bering Straits	8,100.00	26,885.00
Bristol Bay	Not Listed	9,790.00
Chatham Straits	5,720.00	5,567.00
Copper River	Not Listed	14,227.00
Cordova	25,025.00	3,536.00
Craig	12,249.20	2,992.00
Delta Junction	5,000.00	21,226.00
Dillingham	Not Listed	12,169.00
Fairbanks	11,481	96,803.00
Haines	Not Listed	13,408.00
Hoonah	1,773.00	8,072.00
Juneau	Not Listed under total	46,583.00
Kake	7,935.00	4,764.00
Kenai	Not Listed	101,114.00
King Cove	2,390.00	6,701.00
Klawock	3,250.00	5,200.00
Kodiak	25,145.00	43,964.00
Lake & Peninsula	Not Listed	27,576.00
Lower Kuskokwim	10,767.00	38,130.00
Lower Yukon	Not Listed	10,722.00
Mat-Su	Not Listed	53,666.00
Nome	37,427.00	23,093.00
North Slope Borough	14,521.00	41,607.00
N.W. Arctic	Not Listed	39,794.00
Petersburg	Not Listed	7,090.00
Pribilof	16,126.00	5,670.00
Sitka	Not listed	30,232.00
Skagway	3,000.00	3,097.00
Southwest Region	Not Listed	30,887.00
Valdez	97,938.00	21,050.00
Yakutat	5,227.00	5,227.00
Yukon Flats	16,450.00	12,382.00
Iditarod	Not Listed	12,557.00
Totals	\$1,397,170.20	\$1,067,174.00