

HCR

135



Alaska State Legislature

House

JUNEAU ALASKA

HOUSE HESS COMMITTEE MEETING

APRIL 26, 1976

Present: Beirne, Swanson Ostrosky
Sullivan Osterback

Testifying: Walt Jones, D.O.C.
Betsy McGuire, Office of Child Advocacy
Noel Smith, Office of Aging
Ada Gleason, Div. of Soc. Services

HCR 135 - Placement of Children outside of Ak. - HESS

Betsy spoke about this resolution and that it did speak to a main issue the the Standards and Goals, which OCA just put together. This included removing all kids from outside facilities.

Amendment, line 25, should read "to place children in out-of-state facilities" passed

Walt Jones feels that corrections is allready doing this when possible and doesn't see a need for the resolution. Reasons they place kids outside is no facilitiy or space available.

This is true for corrections but not so for Soc. Service kids.

Committee decided to hold bill over and get more information.

HB 914 - Licensing of Care Providers - Ostrosky

Kathryn presented this bill,

Ada Gleason read the dept. position paper. They are for it, howev. it has fiscal implications and would not fit into the gov. budget.

Ada feels that p.6 line 2 needs to add other categories, such as children, grandchildren, stepchildren, neices, nephews.

Mr. Smith testified about nursing home residents or just old people who need more than a place to live, boarding homes. He would like to see a definition of "fair" treatment specified in the bill, as well as some requirements that boarding homes would have to live under


Committee also feels there is a need to define "care" and also what "adult" means.. However, if boarding homes become licensed too stringently some very good care providers will be pushed out of business.

Decided to have Kathryn work on this bill a little more, need reasonable protection for care providers. Minimum requirements

STATE
of ALASKA**MEMORANDUM**

TO: Betsey McGuire
Executive Director
Office of Child Advocacy

DATE , May 7, 1976

FROM:  Sam J. Granato
Director
Division of Social Services

SUBJECT: Placement of Children

This is in reply to your memo of April 28 requesting information on children in Outside placement.

1. There are currently 19 children placed in Outside facilities.
2. Care is being provided by the following facilities:

<u>Facility</u>	<u>No. of Children</u>	<u>Cost per month per child</u>
Excelsior - Colorado	12	\$1,070.00
Devereux - Texas	4	1,265.00
Albertina Kerr - Oregon	1	900.00
Evergreen - Colorado	1	700.00
Gutman - Oregon	1	574.00

3. The children were placed Outside either because they were not declared delinquent by the court but require a secured setting to enable proper and effective treatment and the facilities in Alaska capable of providing necessary treatment are full. Alaskan facilities are especially lacking for treatment of girls with serious emotional or behavioral problems.
4. The Division does not maintain central records on the ethnic background of children or clients.

MEMORANDUM

State of Alaska

TO: *Rep. Susan Sullivan, Chr.*
Health & Social Services Committee

DATE: *April 28, 1976*

FILE NO:

TELEPHONE NO:

FROM: *Betsey W. McGuire*
Executive Director
Office of Child Advocacy

BWM

SUBJECT:

Attached is some information prepared by Barbara McPherson, Juvenile Justice Planner for Criminal Justice Planning Agency; I thought you might be interested in it, depressing as it may be!

BWM/kh

Juw Justice

POPULATION DISTRIBUTION

Percent of Total Population Contributed

By the 10-19 Age Group 1970

AGE	TOTAL		MALE		FEMALE	
	Number	%	Number	%	Number	%
10-14	33,636	17%	17,348	10%	16,288	12%
15-19	26,459	9%	13,856	9%	12,603	9%
10-19	60,095	20%	31,204	19%	28,891	21%
All Ages	300,382	100%	163,082	100%	137,300	100%
Under 20	129,463	43%	66,623	41%	62,940	46%

Percent of Teens Out Of School
(Age 14-16)

By Mental Health Catchment Areas
Source: Mental Health Plan 1975

<u>AREA</u>	<u>% Out Of School</u>
Bethel Area	18.70%
Kodiak Area	8.42%
Nome Area	4.70%
Fairbanks Area	10.47%
Ketchikan Area	9.46%
Anchorage Area	9.21%
Juneau Area	6.67%
U.S. TOTAL	7.30%

Average Size of Families in Alaska
Mean Number of Persons Per Family

Source: 2C Study


Whites		Natives	
Rural	Urban	Rural	Urban
3.7	3.7	5.7	4.4

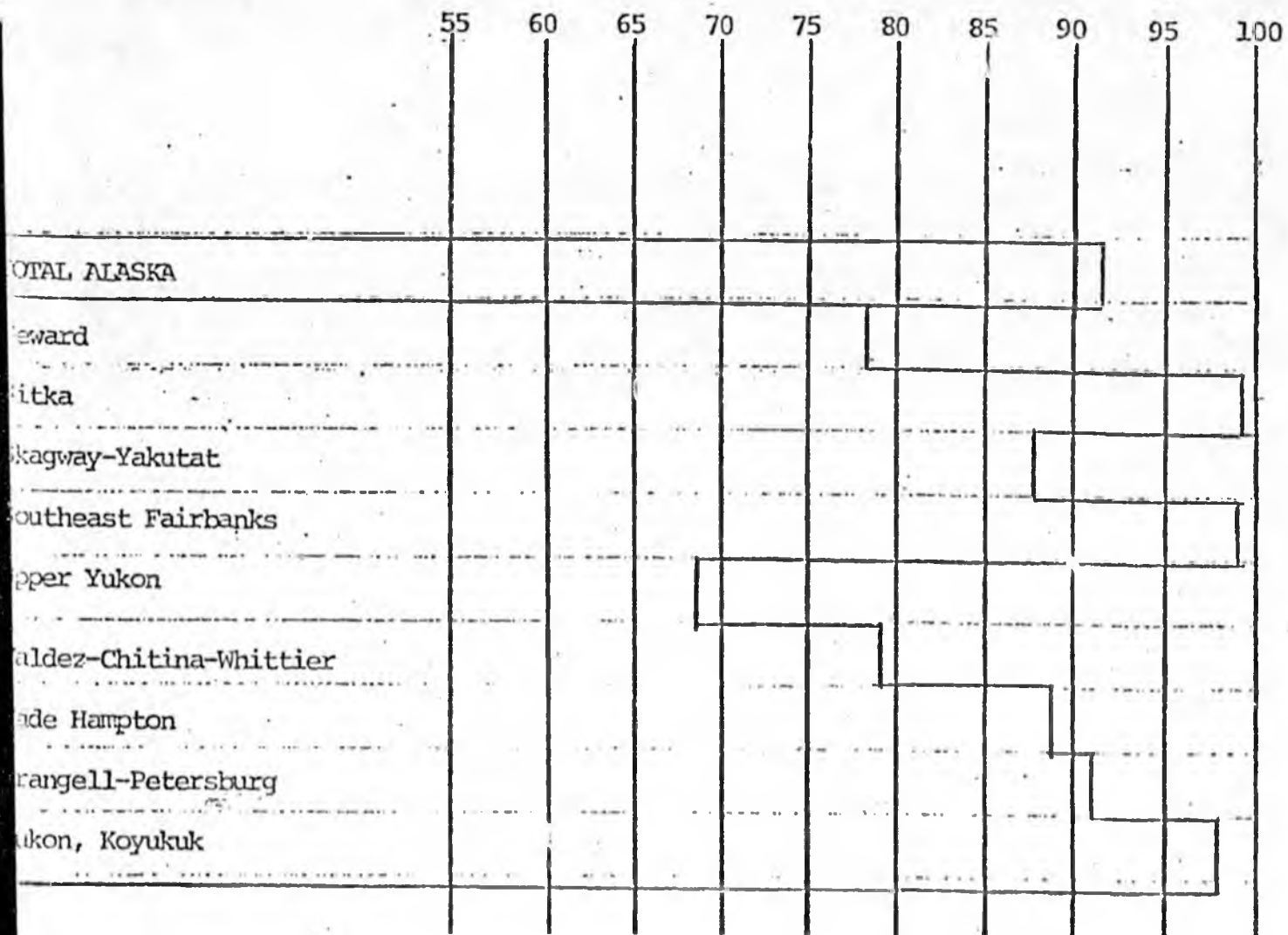
Number of People in Selective Age Groups 1970
(Comparison with Persons of All Ages by Race)

Age Group	Total	White	Native	Black	Other
10-14	33,636	25,094	7,574	708	260
% of pop of all ages	11%	11%	15%	8%	9%
% in each racial group	100%	75%	23%	2%	1%
14-19	26,459	20,163	5,623	506	167
% of pop of all ages	9%	8%	11%	6%	6%
% in each racial group	100%	76%	21%	2%	1%
10-19	60,095	45,257	13,197	1,214	427
% of pop of all ages	20%	19%	26%	14%	14%
% in each racial group	100%	75%	22%	2%	1%
All Ages	300,382	237,798	50,816	8,803	2,965
% of pop of all ages	100%	100%	100%	100%	100%
% in each racial group	100%	79%	17%	2%	1%

In summary the 10-19 age group has a greater percentage of Natives than the total population (22% compared to 17%). Correspondingly, the age group 10-19 represents 26% of the total Native population as opposed to 19% of the White population.

Percent of Persons 14-17 in School





Percent of Persons 14-17 in School

DIVORCE

Alaska is among the top 6 States in rate of divorce.

DIVORCE RATE ALASKA AND THE U.S. (Per 1,000 Population) Source: Mental Health Plan			
	1971	1972	1973
Alaska	5.6	6.4	6.2
U.S.	3.7	4.1	4.4

DIVORCE BY AREA RATIO OF DIVORCES (1973) TO POPULATION (1970) BY PIANNING DISTRICTS Source: Mental Health Plan	
Anchorage ----- 1.04	Juneau ----- 1.15
Aniak ----- .30	Kenai ----- .91
Barrow ----- .25	Ketchikan ----- 1.04
Bethel ----- .16	Kodiak ----- .95
Bettles ----- .61	Kotzebue ----- .16
Cold Bay ----- .12	McGrath ----- .24
Dillingham ----- .51	Nome ----- .32
Fairbanks ----- 1.00	Seward ----- 1.08
Fort Yukon ----- .15	Sitka ----- .80
Galena ----- .08	Tok ----- .43
Glenallen ----- .12	Valdez ----- .50

SUICIDE

Alaska has one of the highest suicide rates in the country.

SUICIDE RATE
(per 100,000 population)

Source: Mental Health Plan 1975

	1970	1972	1973
<u>U.S. Rate</u>	<u>11.6</u>	<u>11.7</u>	<u>11.6</u>
<u>Alaska</u>	<u>13.5</u>	<u>11.6</u>	<u>18.4</u>
Native	28.8	22.2	36.4
White	10.9	9.9	13.9

AVERAGE ANNUAL AGE SPECIFIC SUICIDE
DEATH RATES FOR ALASKA NATIVES

1970 - 1973 Source: 2C Study

Age Group	Rate
0-14	3.2
15-19	50.0
<u>20-24</u>	<u>170.6</u>
25-34	103.7
35-44	64.4
45-54	32.2
55-64	8.9
<u>over 65</u>	<u>--</u>
TOTAL	40.0

SUICIDE (CONT.)

AVERAGE ANNUAL SUICIDE MORTALITY FOR ALASKA NATIVES 1950-1973 Source: 2C Study						
YEAR	Southern Eskimo	Northern Eskimo	Athabascan	Aleut	Tlingit	TOTAL
1950-54	5.5	12.5	26.6	18.1	20.6	14.6
1955-59	4.7	15.9	3.9	3.9	28.4	11.9
1960-64	5.5	12.0	24.8	14.4	21.9	13.8
1965-69	5.9	30.7	38.5	19.2	25.4	20.7
1970-73	17.3	57.2	87.8	29.3	38.5	40.0

SUICIDES BY LOCATION RATIO OF SUICIDES (1973) TO POPULATION (1970) BY PLANNING DISTRICTS Source: Mental Health Plan	
Anchorage ----- .80	Juneau ----- 11.72
Aniak ----- -0-	Kenai ----- .71
Barrow ----- -0-	Ketchikan ----- .36
Bethel ----- 1.73	Kodiak ----- -0-
Bettles ----- 21.86	Kotzebue ----- 1.14
Cold Bay ----- -0-	McGrath ----- 8.61
Dillingham ----- 1.09	Nare ----- 5.60
Fairbanks ----- .97	Seward ----- -0-
Fort Yukon ----- -0-	Sitka ----- .46
Galena ----- 2.70	Tok ----- -0-
Glenallen ----- -0-	Valdez ----- 1.29

EDUCATION

Educational Attainment Source: 2C
 Notice divergence between education of Natives and Whites.

Median Years of School Completed By Alaskans Over 25 Years of Age -- 1970						
	TOTAL		URBAN		RURAL	
	M	F	M	F	M	F
Native and Other	7.4	7.6	12.0	10.7	6.1	6.0
Whites and Blacks	12.6	12.6	12.6	12.6	12.5	12.5

(Relative Deprivation)

Percent of Population (Over 25) With Various Years of Schooling -- 1970										
	NO SCHOOL	ELEMENTARY				HIGH SCHOOL		COLLEGE		
		1-4	5-6	7	8	1-3	4	1-3	4	5+
Native/Other	13.8	18.7	13.9	7.4	12.0	13.1	13.4	4.8	4.6	0.7
Whites/Blacks	0.4	0.7	1.1	1.4	6.3	15.3	42.0	16.7	8.9	7.4

EDUCATION (CONT.)

NUMBER ENROLLEES			
Percent of Population (Over 25) Enrolled in Elementary, High School, and College 1970			
Population	Elementary	High School	College
100%	19.3%	6.5%	2.0%
300,302	57,990	19,394	5,901
Native	14,058	4,135	385
White	43,932	15,259	5,516

CHILD ABUSE

Source: Mental Health Plan 1975

Alaska has the highest child abuse rate of any state in the nation.

Alaska's FY1972 physical abuse rate was 48 per 100,000 children under 16 years of age.

ALCOHOL ABUSE

The abuse of alcohol is perhaps Alaska's most widespread social problem. Alaska has among the highest per capita consumption of alcohol in the nation - 78% above the national average.

The 1975 Mental Health Provider Survey confirmed that alcoholism is by far considered the most pressing mental health problem (62.3% responded to this effect). Further, alcoholism is among the leading causes of death among Alaska Natives (deaths due to alcoholism = 39.4 per 100,000 for the Alaska Native population).

The impact of alcohol abuse and alcoholism upon crime, child abuse, broken homes, and correspondingly juvenile delinquency must be considered.

<u>AGE</u>	<u>SEX</u>	<u>RACE</u>	<u>HOME TOWN</u>	<u>PRESENT LOCATION</u>
16	M	W	Eagle River	CDYS (Colorado Dept Youth Services)
18	M	W	Juneau	CDYS
15	F	W	Fairbanks	NGGO (Neuville, Col)
16	F	W	Kotzebue	NGGO
13	M	W	Juneau	CDYS
16	M	E	Fairbanks	CDYS
14	M	W	Fairbanks	SH (Secret Harbor)
17	M	W	Chisana	DFVT (Devereaux, Tex)
15	M	W	Fairbanks	SH
16	M	W	Sitka	CDYS
15	F	W	Fairbanks	NGGO
15	F	W	Fairbanks	NGGO
15	F	W	Anchorage	NGGO
17	M	W	Anchorage	DFVT
17	M	W	Fairbanks	SH
16	M	W	Fairbanks	SH
16	F	E	Barrow	NGGO
16	F	E	Barrow	NGGO
17	M	W	Anchorage	SH
17	F	W	Fairbanks	NGGO
17	M	A	Anchorage	CDYS
17	M	W	Anchorage	CDYS
16	F	W	Fairbanks	NGGO
16	M	W	Juneau	SH
15	F	W	North Pole	NGGO
17	F	W	Soldotna	NGGO

CORRECTIONS
placements