

# DEPARTMENT OF CORRECTIONS

HOUSE FINANCE SUBCOMMITTEE

FEBRUARY 14, 2023





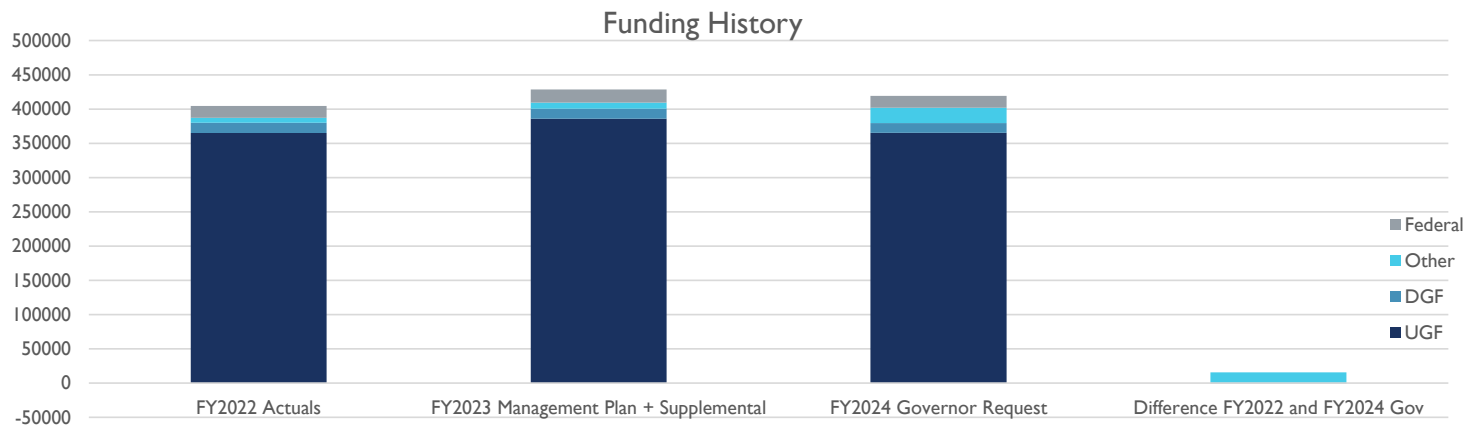
## DIVISION OF INSTITUTIONS MISSION

The mission of the Division of Institutions is to promote public safety through secure confinement, access to reformative programs and offender management planning that promotes successful community reentry.



# DIVISION OF INSTITUTIONS BUDGET COMPARISON

(\$ in THOUSANDS)



	FY2022 Actuals	FY2023 Management Plan + Supplemental	FY2024 Governor Request	Difference FY2022 and FY2024 Gov	Difference FY2022 and FY2024
UGF	240,709.2	252,627.7	243,073.0	2,363.8	1.0%
DGF	6,373.9	6,912.5	6,664.8	290.9	4.6%
Other	587.4	742.3	7,385.6	6,798.2	1,157.3%
Federal	15,542.8	17,678.2	15,905.9	363.1	2.3%
<b>Total</b>	<b>263,213.3</b>	<b>277,960.7</b>	<b>273,029.3</b>	<b>9,816.0</b>	<b>3.7%</b>



## DIVISION OF INSTITUTIONS FY2024 REQUEST

- Institution Director's Office
  - \$2,211.1 / 9 PFT
- Classification and Furlough
  - \$1,257.3 / 9 PFT
- Inmate Transportation and Point of Arrest
  - \$4,468.5 / 13 PFT
- 13 Correctional Centers
  - \$244,482.1 / 1,473 PFT
- 7 Community Residential Centers (CRC)
  - \$17,987.4 / 0 PFT
  - 5 locations
- Sentenced to Electronic Monitoring (EM)
  - \$2,322.9 / 15 PFT
  - 7 locations
- Out-of-State
  - \$300.0 / 0 PFT

(\$ in THOUSANDS)

TOTAL	\$273,029.3
UGF	\$243,073.0
DGF	\$6,664.8
Other	\$7,385.6
Federal	\$15,905.9

Budgeted Positions	1,519 PFT
--------------------	-----------

### FY2024 Significant Budget Changes

- Salary and health insurance (ACOA, LTC, SU, GGU,CEA, Exempt, Partially Exempt) \$2,480.5
- Increase institutional authority across the 13 institutions Restorative Justice Funds (PFD Criminal Funds) \$6,640.6
- Transfer authority from Physical Health Care to institutions:
  - **-\$7,500.0 UGF**
  - \$7,500.0 UGF



# FY2024 MAJOR OPERATING BUDGET CHANGES

(\$ in THOUSANDS)

- Increase institutional authority across the 13 institutions:
  - \$6,640.6 Restorative Justice Account (PFD Criminal Funds)

- \$1,594.8 Anchorage Correctional Complex Center
- \$357.6 Anvil Mountain Correctional Center
- \$221.9 Combined Hiland Mountain Correctional Center
- \$365.7 Fairbanks Correctional Center
- \$1,471.0 Goose Creek Correctional Center
- \$217.4 Ketchikan Correctional Center
- \$1,205.4 Lemon Creek Correctional Center
- \$52.4 Mat-Su Correctional Center
- \$217.7 Palmer Correctional Center
- \$184.7 Pt. MacKenzie Correctional Farm
- \$372.1 Spring Creek Correctional Center
- \$211.3 Wildwood Correctional Center
- \$168.6 Yukon-Kuskokwim Correctional Center



## FY2024 MAJOR OPERATING BUDGET CHANGES

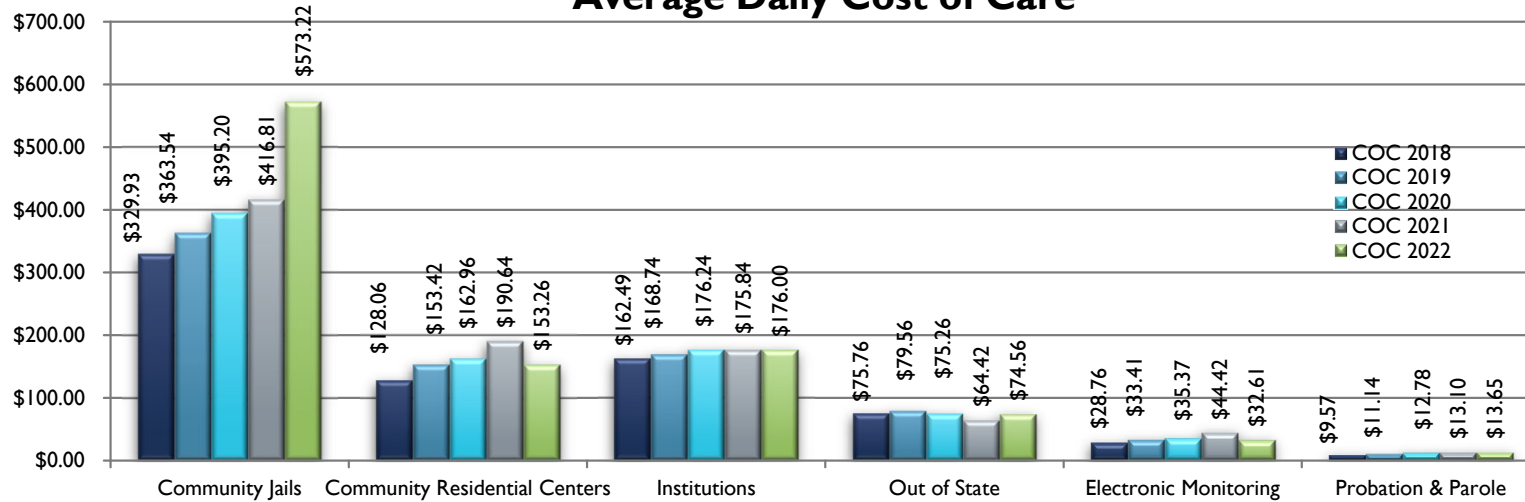
(\$ in THOUSANDS)

- Increase institutional authority across the 13 institutions:
    - \$7,500.0 transfer from Physical Health Care (General Funds)
- \$1,000.3 Anchorage Correctional Complex
  - \$591.2 Anvil Mountain Correctional Center
  - \$410.2 Combined Hiland Mountain Correctional Center
  - \$558.8 Fairbanks Correctional Center
  - \$2,548.9 Goose Creek Correctional Center
  - \$188.3 Ketchikan Correctional Center
  - \$244.5 Lemon Creek Correctional Center
  - \$268.5 Matanuska-Susitna Correctional Center
  - \$32.1 Palmer Correctional Center
  - \$80.5 Spring Creek Correctional Center
  - \$833.3 Wildwood Correctional Center
  - \$214.9 Yukon-Kuskokwim Correctional Center
  - \$528.5 Pt. Mackenzie Correctional Farm



# DAILY COST OF CARE

**Average Daily Cost of Care**

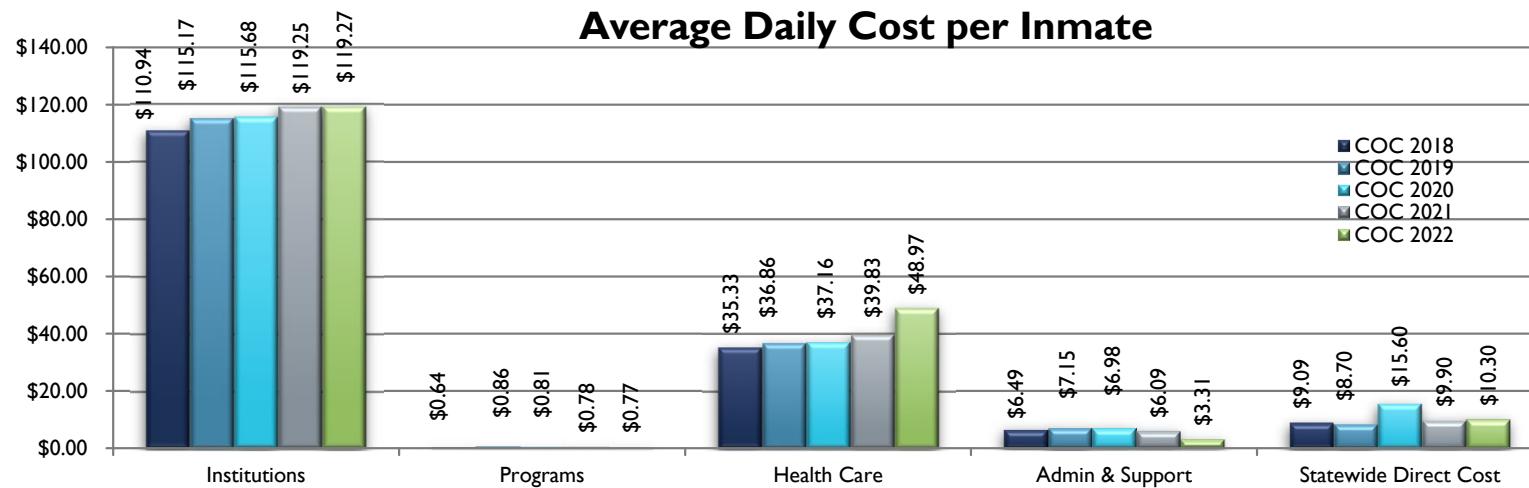


	COC 2018	COC 2019	COC 2020	COC 2021	COC 2022
Community Jails	\$329.93	\$363.54	\$395.20	\$416.81	\$573.22
Community Residential Centers	\$128.06	\$153.42	\$162.96	\$190.64	\$153.26
Institutions	\$162.49	\$168.74	\$176.24	\$175.84	\$176.00
Out of State	\$75.76	\$79.56	\$75.26	\$64.42	\$74.56
Electronic Monitoring	\$28.76	\$33.41	\$35.37	\$44.42	\$32.61
Probation & Parole	\$9.57	\$11.14	\$12.78	\$13.10	\$13.65
*Pretrial Services				\$26.09	\$26.67

\* Pretrial Services Tracking Began in FY2020



# DAILY COST OF INMATE



	COC 2018	COC 2019	COC 2020	COC 2021	COC 2022
Institutions	\$110.94	\$115.17	\$115.68	\$119.25	\$119.27
Programs	\$0.64	\$0.86	\$0.81	\$0.78	\$0.77
Health Care	\$35.33	\$36.86	\$37.16	\$39.83	\$48.97
Admin & Support	\$6.49	\$7.15	\$6.98	\$6.08	\$3.31
Statewide Direct Cost	\$9.09	\$8.70	\$15.60	\$9.90	\$3.68





# COMMUNITY PLACEMENT PROGRAMS

(\$ in THOUSANDS)

## Community Residential Centers (CRC)

CRC FY2024 Budget Request

TOTAL	\$17,987.4
UGF	\$15,648.3
DGF	\$2,339.1
Other	\$0.0
Federal	\$0.0

- Contract for 510 beds in five locations:
  - Anchorage (285 beds)
  - Bethel (50 beds)
  - Fairbanks (90 beds)
  - Juneau (40 beds)
  - Nome (45 beds)
- 354 offenders were housed in a CRC on 02/10/2023

## Sentenced Electronic Monitoring (EM)

EM FY2024 Budget Request

TOTAL	\$2,322.9
UGF	\$2,054.0
DGF	\$268.9
Other	\$0.0
Federal	\$0.0

- 10 locations
  - Anchorage
  - Palmer
  - Fairbanks
  - Kenai
  - Juneau
  - Ketchikan
  - Valdez\*
  - Cordova\*
  - Kodiak\*
  - Haines\*
- 196 offenders were supervised in this program on 02/10/2023

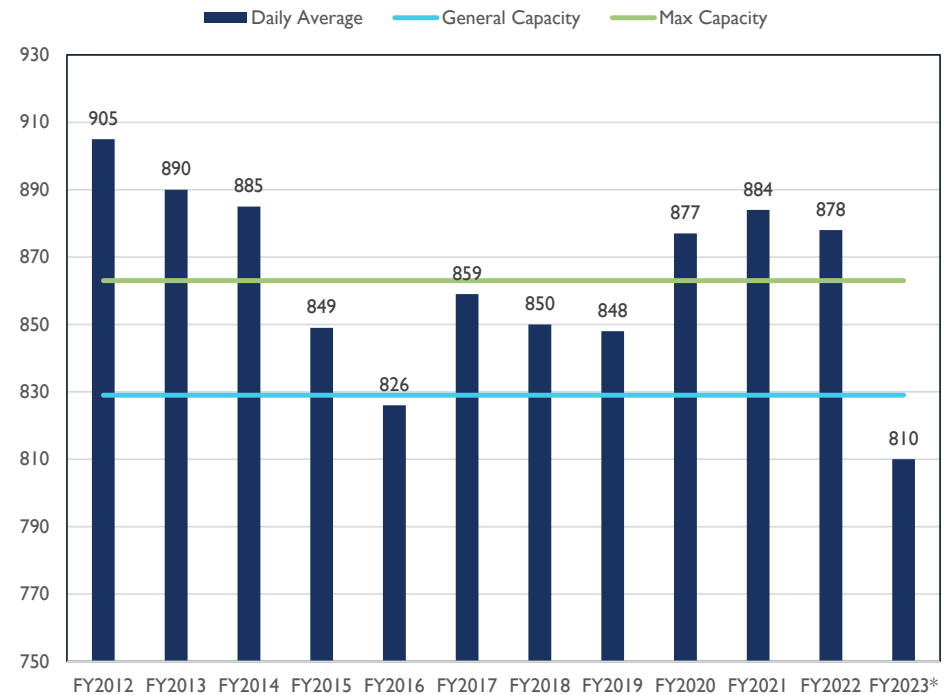
\*Operated by Community Jail



# ANCHORAGE CORRECTIONAL COMPLEX

- Classification: Multi-custody
- Capacity: General 829 / Max 863
- Count as of 02/10/23: 754
  - 84 sentenced / 670 unsentenced
- Total Budgeted Staff: 252
  - Correctional Officers: 181
- FY2024 Gov Request \$38,038.3

\$ in Thousands



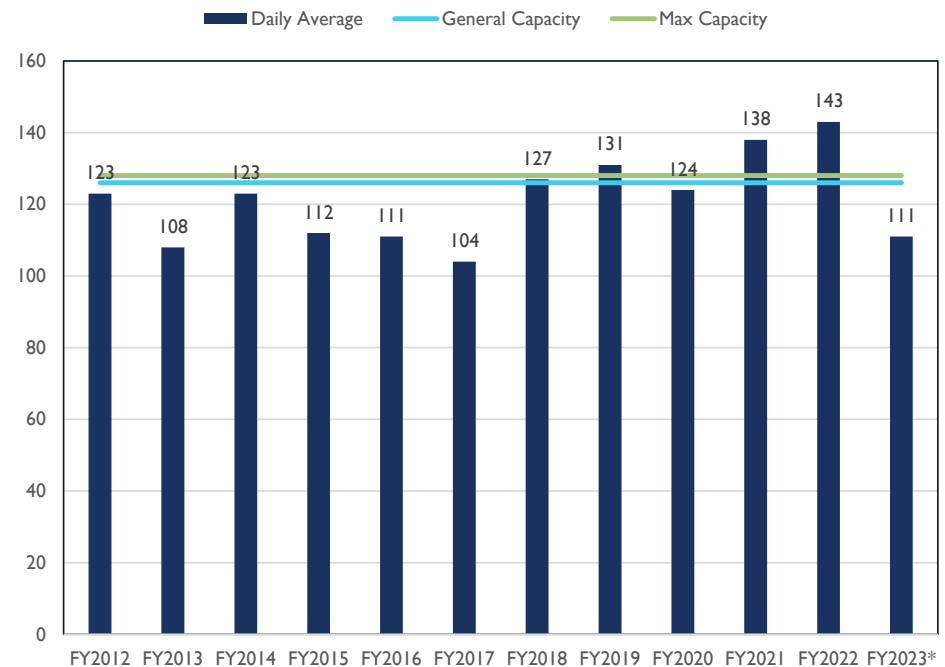
\*FY2023 daily population based on the first 6 months of the fiscal year



# ANVIL MOUNTAIN CORRECTIONAL CENTER

- Classification: Multi-custody
- Capacity: General 126 / Max 128
- Count as of 02/10/23: 100
  - 8 sentenced / 92 unsentenced
- Total Budgeted Staff: 42
  - Correctional Officers: 30
- FY2024 Gov Request \$8,625.8

\$ in Thousands



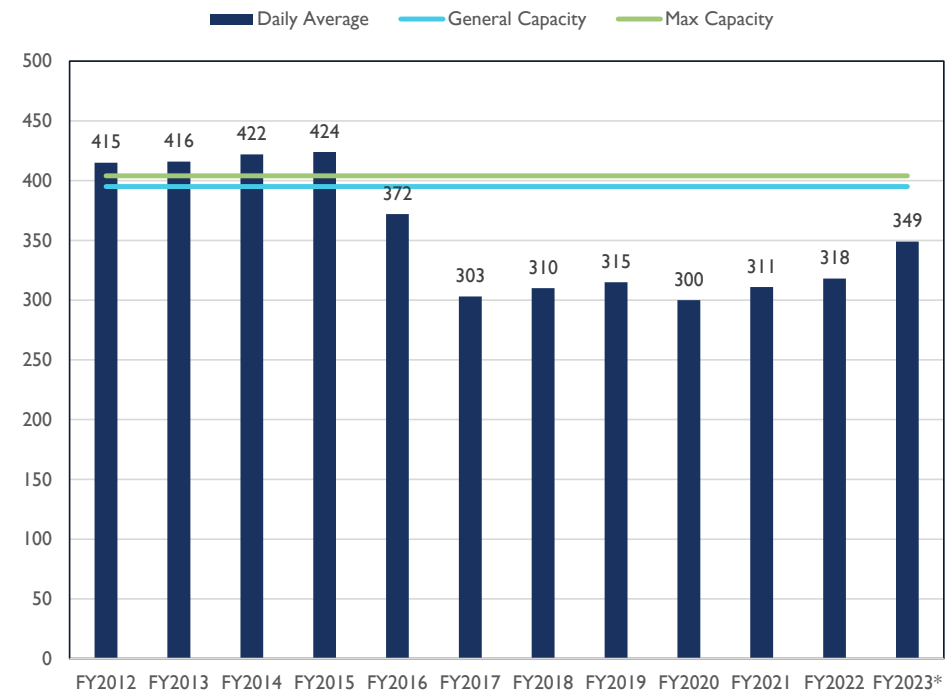
\*FY2023 daily population based on the first 6 months of the fiscal year



# COMBINED HILAND MOUNTAIN CORRECTIONAL CENTER

- Classification: Female Multi-custody
- Capacity: General 395 / Max 404
- Count as of 02/10/23: 346
  - 126 sentenced / 220 unsentenced
- Total Budgeted Staff: 114
  - Correctional Officers: 88
- FY2024 Gov Request \$17,329.7

\$ in Thousands

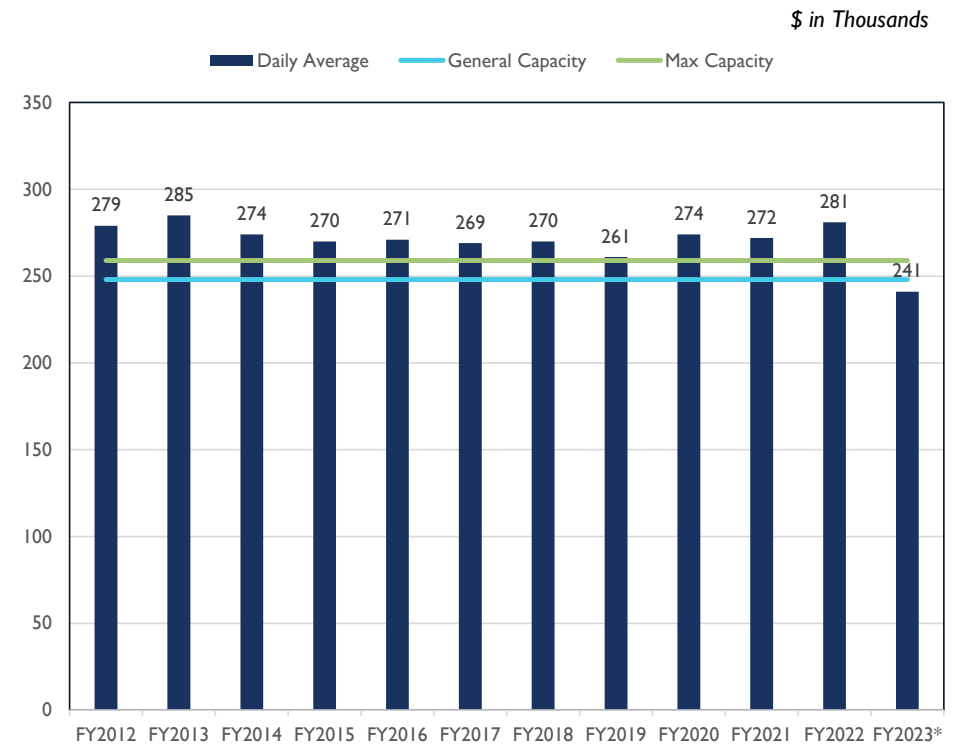


\*FY2023 daily population based on the first 6 months of the fiscal year



## FAIRBANKS CORRECTIONAL CENTER

- Classification: Multi-custody
- Capacity: General 248 / Max 259
- Count as of 02/10/23: 235
  - 10 sentenced / 225 unsentenced
- Total Budgeted Staff: 92
  - Correctional Officers: 68
- FY2024 Gov Request \$14,399.3



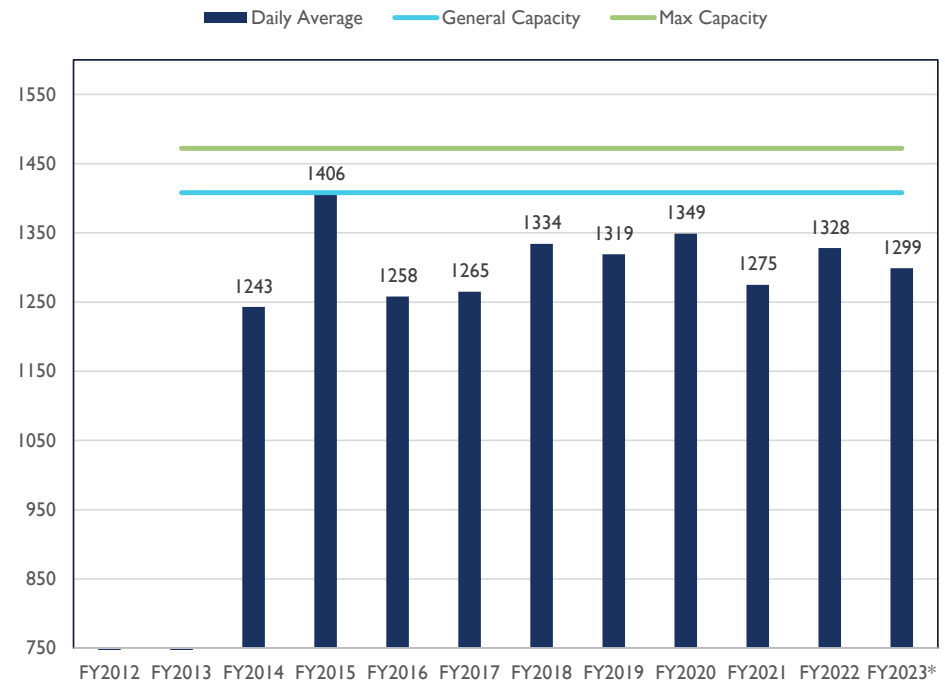
\*FY2023 daily population based on the first 6 months of the fiscal year



# GOOSE CREEK CORRECTIONAL CENTER

\$ in Thousands

- Classification: Multi-custody
- Capacity: General 1408 / Max 1472
- Count as of 02/10/23: 1287
  - 621 sentenced / 666 unsentenced
- Total Budgeted Staff: 330
  - Correctional Officers: 244
- FY2024 Gov Request \$49,398.5

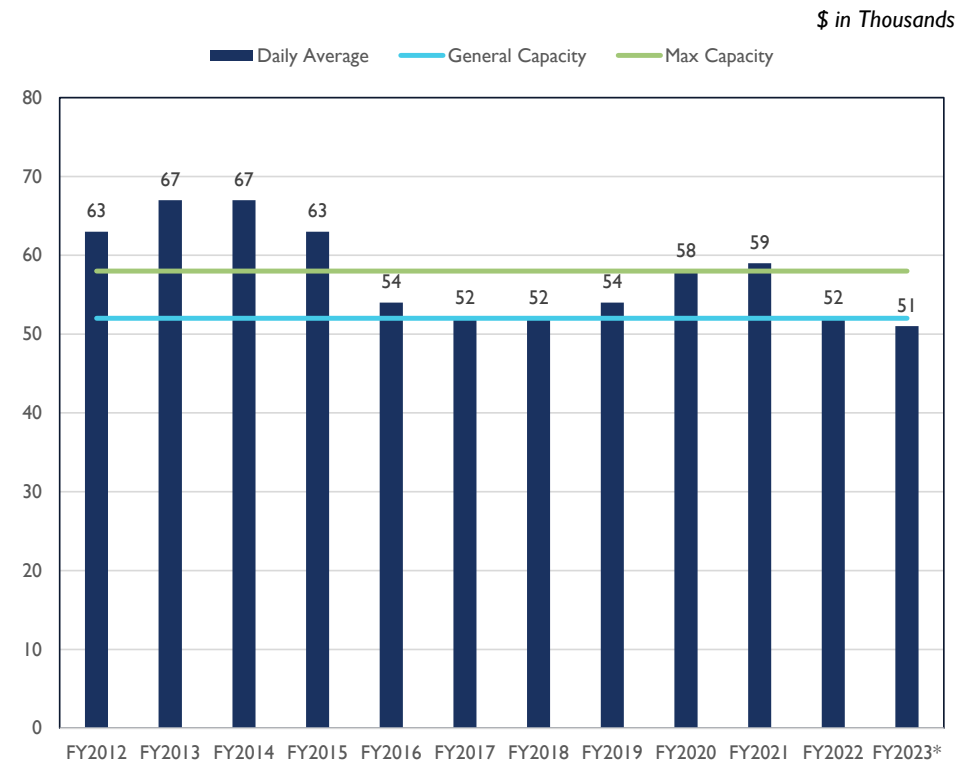


\*FY2023 daily population based on the first 6 months of the fiscal year



# KETCHIKAN CORRECTIONAL CENTER

- Classification: Multi-custody
- Capacity: General 52 / Max 58
- Count as of 02/10/23: 48
  - 8 sentenced / 40 unsentenced
- Total Budgeted Staff: 37
  - Correctional Officers: 29
- FY2024 Gov Request \$5,582.0



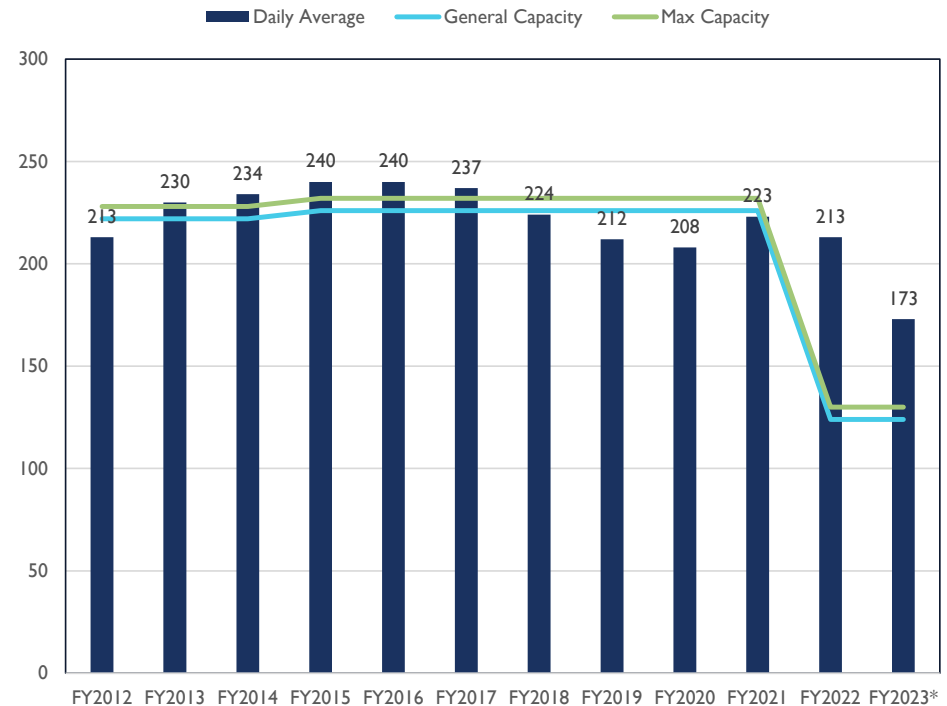
\*FY2023 daily population based on the first 6 months of the fiscal year



# LEMON CREEK CORRECTIONAL CENTER

\$ in Thousands

- Classification: Multi-custody
- Capacity: General 124 / Max 130
- Count as of 02/10/23: 115
  - 42 sentenced / 73 unsentenced
- Total Budgeted Staff: 80
  - Correctional Officers: 57
- FY2024 Gov Request \$13,352.9



\*FY2023 daily population based on the first 6 months of the fiscal year

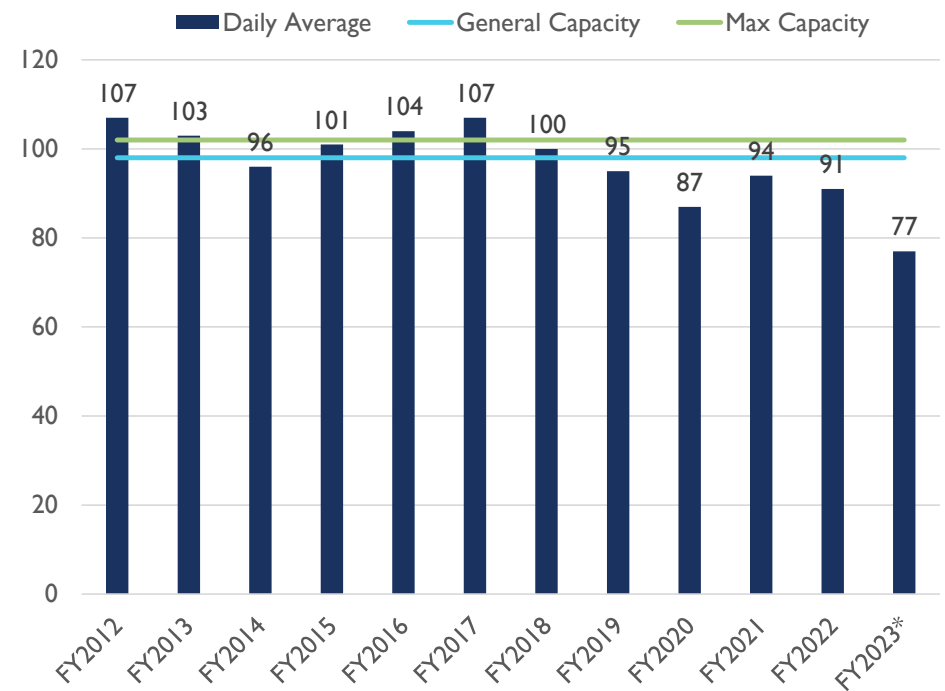




# MAT-SU CORRECTIONAL CENTER

- Classification: Multi-custody
- Capacity: General 98 / Max 102
- Count as of 02/10/23: 80
  - 4 sentenced / 76 unsentenced
- Total Budgeted Staff: 50
  - Correctional Officers: 39
- FY2024 Gov Request \$7,707.3

\$ in Thousands

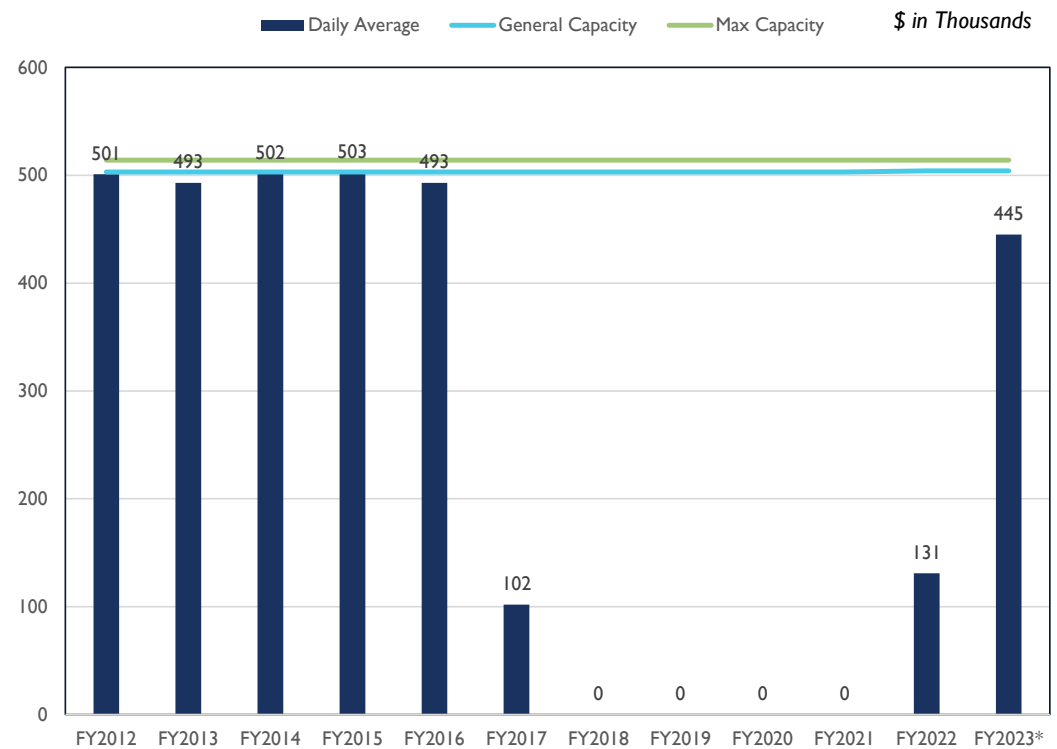


\*FY2023 daily population based on the first 6 months of the fiscal year



# PALMER CORRECTIONAL CENTER

- Classification: Multi-custody
- Capacity: General 504 / Max 514
  - Minimum: 176
  - Medium: General 328 / Max 338
- Count as of 02/10/23: 453
  - 451 sentenced / 2 unsentenced
- Total Budgeted Staff: 106
  - Correctional Officers: 74
- FY2024 Gov Request \$17,746.3

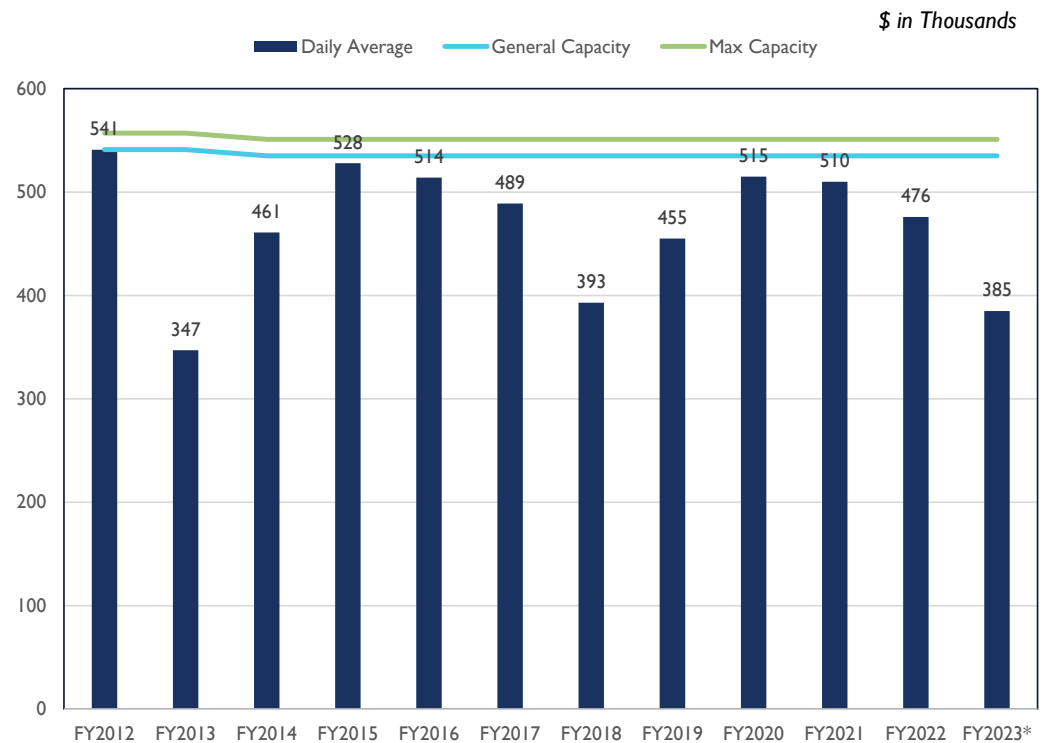


\*FY2023 daily population based on the first 6 months of the fiscal year



# SPRING CREEK CORRECTIONAL CENTER

- Classification: Close / Maximum
- Capacity: General 535 / Max 551
- Count as of 02/10/23: 405
  - 392 sentenced / 76 unsentenced
- Total Budgeted Staff: 169
  - Correctional Officers: 124
- FY2024 Gov Request \$26,075.5

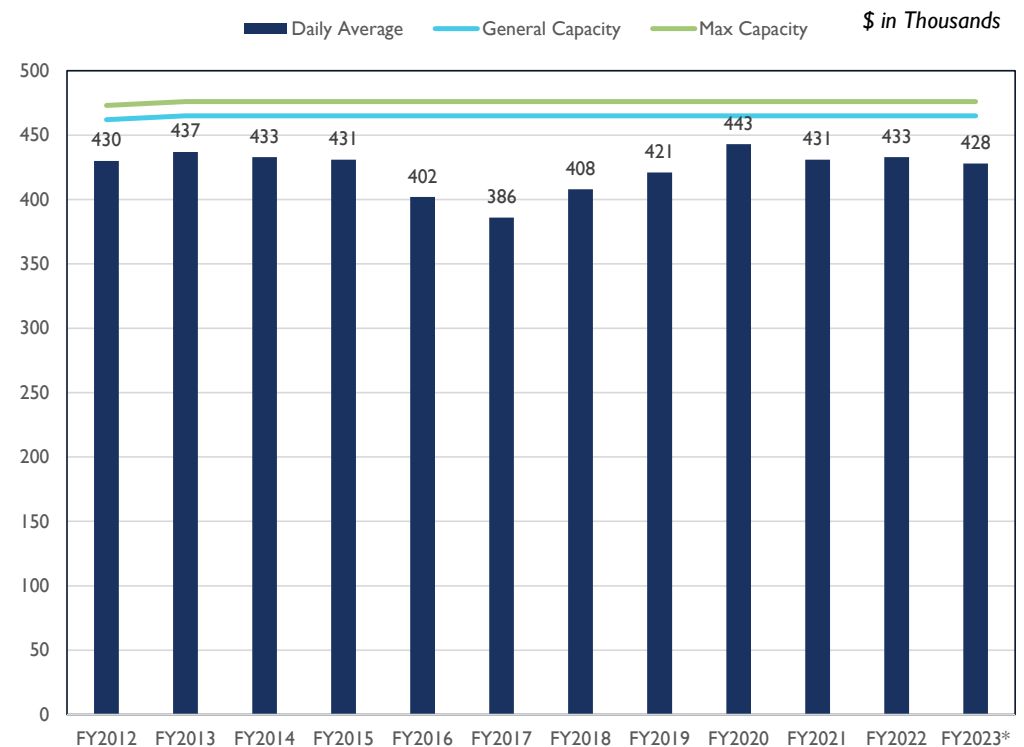


\*FY2023 daily population based on the first 6 months of the fiscal year



# WILDWOOD CORRECTIONAL COMPLEX

- Classification: Multi-custody
- Capacity: General 465 / Max 476
- Count as of 02/10/23: 404
  - 259 sentenced / 145 unsentenced
- Total Budgeted Staff: 119
  - Correctional Officers: 80
- FY2024 Gov Request \$17,969.7



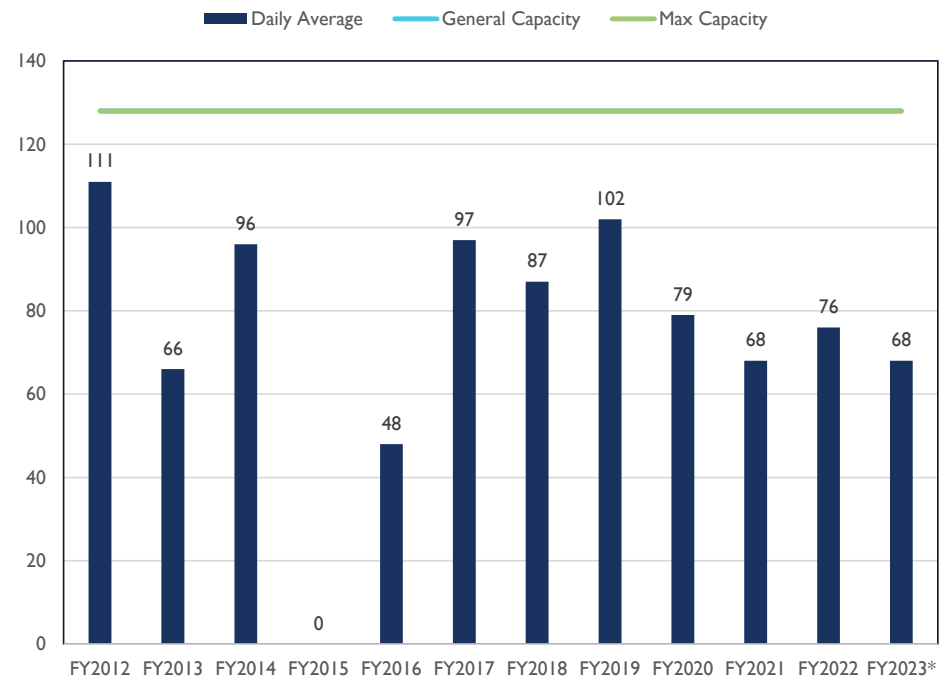
\*FY2023 daily population based on the first 6 months of the fiscal year



# POINT MACKENZIE CORRECTIONAL FARM

- Classification: Minimum
- Capacity: General 128 / Max 128
- Count as of 02/10/23: 60
  - 60 sentenced / 0 unsentenced
- Total Budgeted Staff: 30
  - Correctional Officers: 18
- FY2024 Gov Request \$5,471.0

\$ in Thousands

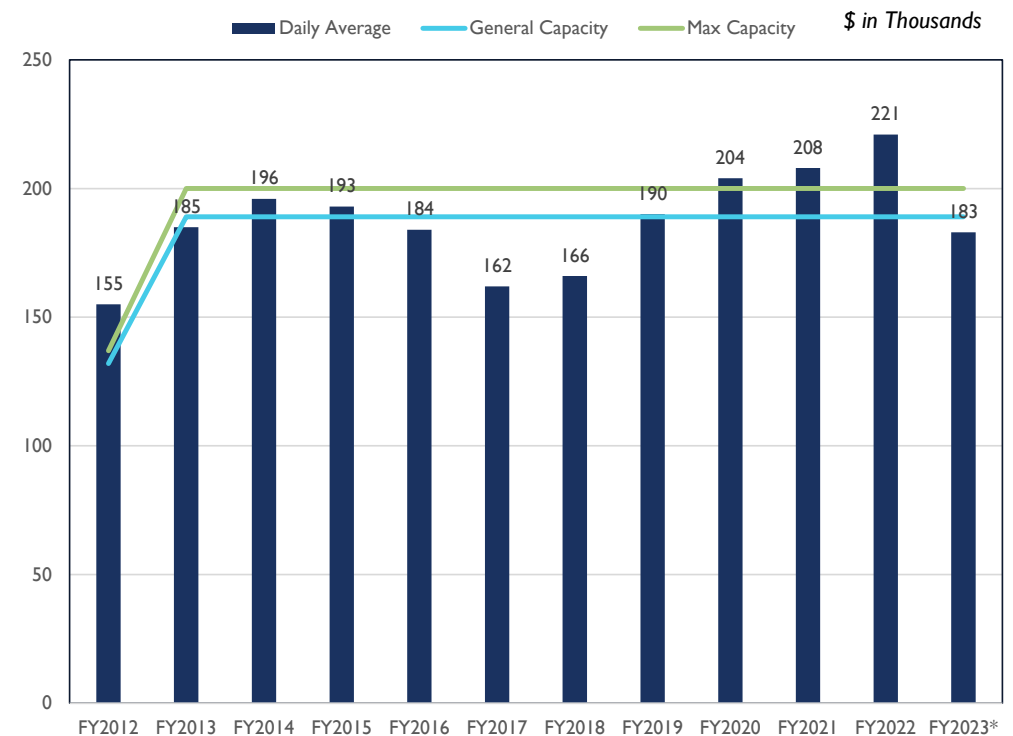


\*FY2023 daily population based on the first 6 months of the fiscal year



# YUKON-KUSKOKWIM CORRECTIONAL CENTER

- Classification: Multi-custody
- Capacity: General 465 / Max 476
- Count as of 02/10/23: 404
  - 7 sentenced / 165 unsentenced
- Total Budgeted Staff: 52
  - Correctional Officers: 27
- FY2024 Gov Request \$11,123.2



\*FY2023 daily population based on the first 6 months of the fiscal year



## CONTACT INFORMATION



Jeremy Hough, Director  
Division of Institutions  
[jeremy.hough@alaska.gov](mailto:jeremy.hough@alaska.gov)  
(907) 754-3531

Additional information on Division of Institutions is available here:  
<https://doc.alaska.gov/institutions>

Teri West, Director  
Division of Administrative Services  
[teri.west@alaska.gov](mailto:teri.west@alaska.gov)  
(907) 465-3311



## **DIVISION OF HEALTH & REHABILITATION SERVICES (HARS) MISSION**

The mission of the Division of Health & Rehabilitation Services is to provide timely access to essential care through an evidence-based multidisciplinary approach.

Health & Rehabilitation Services (HARS) has constitutional and statutory obligations to provide health care to offenders who are placed in the custody of the Alaska Department of Corrections.

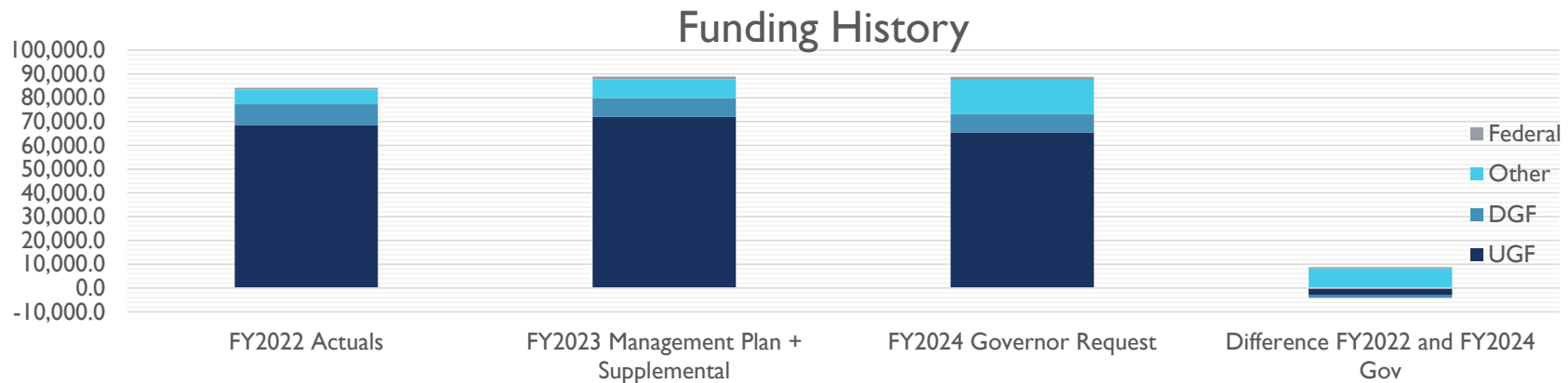
**Eighth Amendment, United States Constitution  
Article I, Section 12, Alaska Constitution  
AS 33.30.011**





# DIVISION OF HEALTH & REHABILITATION SERVICES BUDGET COMPARISON

(\$ in THOUSANDS)



	FY2022 Actuals	FY2023 Management Plan + Supplemental	FY2024 Governor Request	Difference FY2022 and FY2024 Gov	Difference FY2022 and FY2024
UGF	68,525.0	<b>72,039.0</b>	65,435.9	-3,089.1	-4.5%
DGF	8,760.1	<b>7,682.8</b>	<b>7,690.7</b>	-1,069.4	-12.2%
Other	<b>6,122.1</b>	<b>7,969.5</b>	<b>14,389.0</b>	8,266.9	135.0%
Federal	<b>754.6</b>	<b>1,250.0</b>	<b>1,275.0</b>	520.4	69.0%
<b>Total</b>	<b>84,161.8</b>	<b>88,941.3</b>	<b>88,790.6</b>	<b>4,628.8</b>	5.5%



## DIVISION OF HEALTH & REHABILITATION SERVICES

(\$ in THOUSANDS)

- Health & Rehabilitation Director's Office
  - \$1,464.2 / 10 PFT
- Physical Health Care
  - \$62,200.7 / 173 PFT
- Behavioral Health Care
  - \$12,177.2 / 60 PFT
- Substance Abuse
  - \$5,826.8 / 3 PFT
- Sex Offender Management
  - \$3,041.7 / 4 PFT
- Domestic Violence Program
  - \$175.0 / 0 PFT
- Reentry & Recidivism Unit
  - \$2,304.2 / 6 PFT
- Education/Vocational Programs
  - \$1,600.8 / 3 PFT

TOTAL	\$88,790.6
UGF	\$65,435.9
DGF	\$7,690.7
Other	\$14,389.0
Federal	\$1,275.0

<b>Budgeted Positions</b>	<b>259 PFT</b>
---------------------------	----------------

### FY2024 Significant Budget Changes

- Salary and Health Insurance (ACOA, LTC, SU, GGU, CEA, Exempt, Partially Exempt) \$790.6
  - \$643.6 UGF
  - \$7.2 DGF
  - \$139.8 Other
- Transfer authority from Physical Health Care to Institutions
  - **-\$7,500.0 UGF**
  - \$7,500.0 UGF



## FY2024 MAJOR OPERATING BUDGET CHANGES

(\$ in THOUSANDS)

- **-\$7,500.0 UGF** - Physical Health Care cost reduction efforts include the implementation and internal operated dialysis center at Goose Creek Correctional Center, participation in the federal 340B pharmaceutical pricing program, Hepatitis C price reduction associated with 340B pricing, claims adjudication contract, Medicaid covered hospitalizations of offenders and on-going negotiated provider agreement discounts.



## BUDGETING FOR HEALTH CARE

- Planning and budgeting for inmate health care is complicated by constant changes in the inmate population and their needs.
  - 27,748 bookings in FY2022
    - 16,978 unique individuals
  - 660 Title 47 non-criminal holds
  - Untreated medical conditions
  - New diagnoses made in custody
  - Acute injuries and emergency room visits
  - Procedures not covered by Medicaid



# RESPONSIBILITY FOR HEALTH CARE

## What DOC pays for:

- Outpatient procedures & provider visits
- Emergency room visits
- Ambulance transports
- In-house services provided by DOC staff
- In-house specialty services
- Labs, radiography & imaging
- Medications
- Medical equipment & supplies
- Medical care for Alaska Natives, American Indians and veterans

## What DOC does not pay for:

- Hospitalizations of 24 hours +
- Community Residential Center medical care when Medicaid eligible
- Outside medical care for inmate with private insurance
- Injuries covered by Worker's Compensation at a CRC



# PHYSICAL & BEHAVIORAL HEALTH CARE

## HARS Medical & Mental Health Staffing and Specialty Units

### ■ Anchorage Correctional Complex

- DOC medical providers
- 24-hour nursing
- 12-bed infirmary
- DOC dental team
- DOC mental health clinicians
- DOC psychiatrist
- 28-bed acute psychiatric unit
- 36-bed subacute psychiatric unit

### ■ Goose Creek Correctional Center

- DOC medical providers
- 24-hour nursing
- 16-bed infirmary
- DOC dental team
- DOC mental health clinicians
- DOC psychiatrist
- 128-bed subacute psychiatric unit
- 4-chair dialysis clinic

### ■ Hiland Mountain Correctional Center

- DOC medical provider
- 24-hour nursing
- DOC dental team
- DOC mental health clinicians
- DOC psychiatrist
- 23-bed acute psychiatric unit
- 40-bed subacute psychiatric unit
- 4-bed infirmary

### ■ Spring Creek Correctional Center

- DOC medical provider
- 20-hour nursing
- DOC dental team
- DOC mental health clinicians
- 48-bed subacute psychiatric unit
- 7-bed mental health transition cells
- Telepsychiatry



# PHYSICAL & BEHAVIORAL HEALTH CARE

- **Wildwood Correctional Center**
  - DOC medical provider
  - 24-hour nursing
  - DOC dental team
  - DOC mental health clinicians
  - Telepsychiatry
- **Fairbanks Correctional Center**
  - DOC medical providers
  - 24-hour nursing
  - Contract dentist
  - DOC mental health clinicians
  - Telepsychiatry
- **Lemon Creek Correctional Center**
  - Contract medical provider
  - 24-hour nursing
  - DOC dental team
  - DOC mental health clinicians
  - Telepsychiatry
- **Palmer Correctional Center**
  - DOC medical providers
  - 24-hour nursing
  - DOC dental team
  - DOC mental health clinicians
  - Specialty treatment houses
  - Telepsychiatry
- **Mat-Su Pretrial Facility**
  - DOC medical provider
  - 22-hour nursing
  - DOC dental team
  - Contract mental health clinicians
  - Telepsychiatry
- **Yukon-Kuskokwim Correctional Center**
  - Visiting medical provider
  - 18-hour nursing
  - Contract mental health clinicians
  - Telepsychiatry
- **Anvil Mountain Correctional Center**
  - Contract medical provider
  - 18-hour nursing
  - Contract dentist
  - Contract mental health clinicians
  - Telepsychiatry
- **Ketchikan Correctional Center**
  - Contract medical provider
  - 11-hour nursing
  - Contract mental health clinicians
  - Telepsychiatry



## EXCEPTIONALLY ILL & COMPLEX INMATE PATIENT POPULATION

- 22% have Hepatitis C
- 80% have a substance use disorder
- Up to 75% of female prisoners report having been sexually victimized
- 65% have a mental illness
  - 22% experience a severe and persistent mental illness
- 630 Outside Medical Appointments from May to June of 2022.
- Significant increase in the number of patients diagnosed with serious medical conditions.
- Aging population





## IN POOR HEALTH RELATIVE TO THE GENERAL POPULATION

- Compared to other Americans of the same age, prisoners are:
  - 31% more likely to have asthma;
  - Twice as likely to have high blood pressure;
  - More than twice as likely to use tobacco;
  - 55% more likely to have diabetes;
  - 90% more likely to have a heart attack;
  - Twice as likely to have a sexually transmitted disease;
  - 100%-300% more likely to have a serious mental illness; and
  - 18 times more likely to have Hepatitis C.



## CATASTROPHIC HEALTH CARE CASES

▪ Lung Cancer	\$498,201
▪ End Stage Renal Disease	\$328,994
▪ Blood Clot	\$144,652
▪ End Stage Renal Disease	\$141,856
▪ Blood Clot	\$130,090
▪ Rotator Cuff Tear	\$126,887
▪ Anemia	\$114,006
▪ Chronic Heart Failure	\$98,023
▪ Hernia with Hemorrhage	\$96,901
▪ Cardiac Arrest	\$96,767
▪ Skull Fracture	\$96,215
▪ Mandible Fracture	\$91,212
▪ Vascular Prosthetic Device	\$85,446

▪ Skull Fracture	\$83,107
▪ Cervical Disc Degeneration	\$80,827
▪ Meniscus Tear, Right Knee	\$76,700
▪ Crohn's Disease	\$68,697
▪ Umbilical Hernia	\$59,417
▪ Blood Infection	\$37,068
▪ Hand Surgery	\$33,606
▪ Corneal Transplant Failure	\$30,991
▪ Disc Displacement	\$29,018
▪ COVID 19	\$28,055
▪ Leg Fracture	\$25,773



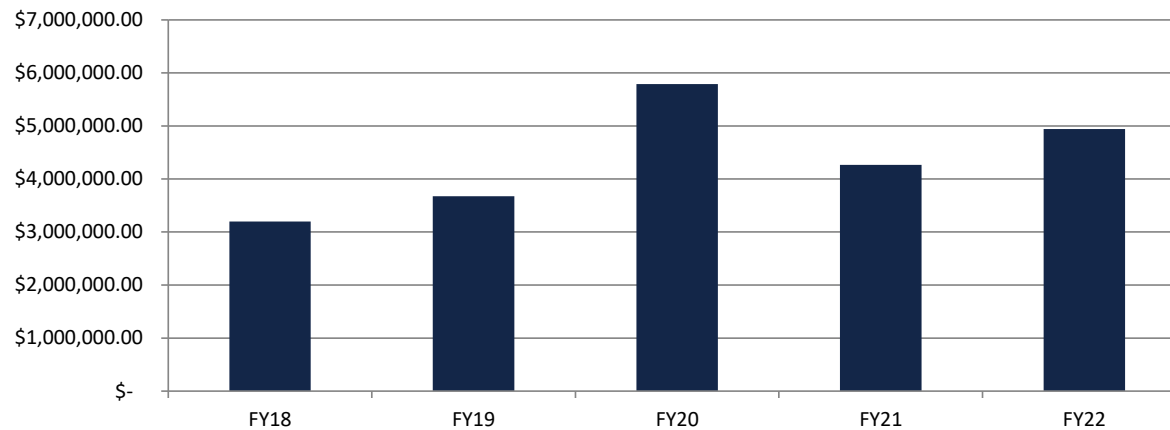
# 15 MOST EXPENSIVE TREATMENT CATEGORIES

Service	Description	FY2022
Emergency Room Visit	Visit only, does not include transport	\$4,434,630.81
X-Ray Services	X-rays, ultrasounds, CTs, MRIs	\$1,428,167.64
Orthopedic	Musculoskeletal trauma--hand, back, legs, knees	\$1,190,479.33
Cardiology	Coronary artery disease, heart failure, pacemakers, stress tests	\$1,185,874.19
Gastroenterology	Colonoscopies, anemia, Crohn's disease	\$1,032,999.73
Oncology	Cancer	\$584,863.41
Ambulance Services	ER transport--ground & air	\$518,516.65
Nephrology	Kidney disease/renal failure, dialysis, autoimmune disease	\$449,950.69
Optical Services	Orbital fractures, cataracts, glaucoma	\$427,195.11
Hospitalization	Medicaid-ineligible, rehab hospitals	\$291,764.32
Laboratory Service	Lab draws, readings	\$177,399.48
Ear, Nose & Throat	Surgical treatment to medical ENT condition	\$156,850.56
Medical Specialists	Broad specialist such as oral speech, anemia, or COVID	\$154,289.98
Physical Therapy	Pain-ROM, strength & balance muscle and skeletal condition	\$146,545.91
Neurology	Kidney disease/renal failure, dialysis, autoimmune disease	\$141,130.02



# PHARMACEUTICAL COSTS

## Health & Rehabilitation Services Pharmacy Costs (Includes Medical & MH)





## COST CONTAINMENT EFFORTS 340B PRICING

- What is it?
  - Federal program that allows health care clinics and hospitals to purchase outpatient drugs at a 20-50% discount.
- How did the Department access 340B pricing?
  - In 2020 we were able to collaborate with DHSS STD Prevention Program to register as a 340B entity and received medications through a 340B wholesale pharmacy.
- What savings are achieved as a result of 340B pricing?
  - Epclusa: Treatment for Hep C: \$4,800 vs \$8,400
  - Biktarvy: Treatment for HIV: \$2,500 vs \$3,600
  - Humira: Treatment for Rheumatoid Arthritis, Crohn's Disease: \$0.02 vs \$3,300
  - Vosevi: Treatment for Hep C: \$17,500 vs \$20,670



# MENTAL HEALTH SERVICES

Psychiatrists & Psych Advanced Practice Registered Nurse (APRN)	Psychiatric Nurses	Group & Individual Counseling	In-Patient Treatment Units	Intensive Reentry Planning
Mental Health Clinicians	Suicide Prevention	Dual Diagnosis Treatment	Title 47 Management	Crisis Intervention Teams
	Medication Management	Trauma Informed Care	Mental Health First Aid	



# SUBSTANCE ABUSE TREATMENT

Screening

Assessment

Psychoeducation

Intensive  
Outpatient  
Treatment  
(IOPSAT)

Residential  
Treatment  
(RSAT)

Medication  
Assisted  
Treatment (MAT)

AA/NA

Video-Based  
Substance Abuse  
Education

CRC Direct  
Access to  
Treatment

Prevention  
Services



# SEX OFFENDER MANAGEMENT

Institutional Sex  
Offender  
Treatment

Community Sex  
Offender  
Treatment

Rural Telehealth  
Treatment

Containment  
Model

Safety Nets

Specially Trained  
Probation  
Officers





# PRISON-BASED DOMESTIC VIOLENCE PROGRAMS

Goose Creek  
Correctional  
Center

Lemon Creek  
Correctional  
Center

Fairbanks  
Correctional  
Center

Palmer  
Correctional  
Center



# EDUCATION PROGRAMS

Education  
Coordinators

Placement Testing

Computer Literacy

GED Testing,  
Tutoring &  
Certification

New Path High  
School

Job Readiness Skills

English as a Second  
Language (ESL)

Parenting

Correspondence  
Courses



# VOCATIONAL PROGRAMS

Plumbing,  
Electrical &  
Carpentry

Culinary Arts

Food Handler &  
Serve Safe

Small Engine  
Repair

Barista Training

Welding

Building  
Maintenance

Barber School

CAREERS  
Grant



# REENTRY SERVICES

Offender  
Management  
Plans

Risk/Needs  
Assessment

Second Chance  
Act Grant

Returning Home  
Program

Mental Health  
Release  
Programs

Reentry  
Coalitions

Community  
In-Reach

Peer Support

Medical Social  
Work

DOLWD &  
DEED  
Partnerships

Reentry Centers

Halfway Houses  
(CRCs)




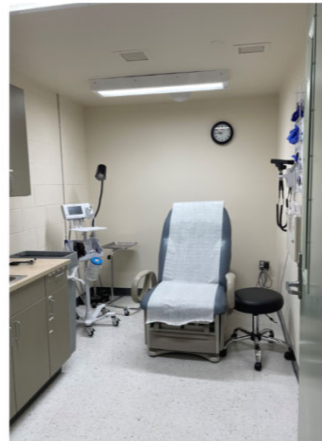
## COST CONTAINMENT EFFORTS

- Utilization Review Committee
- Telehealth
- In-house infirmaries
- Early identification & safe release of high-cost cases
- Aggressive contract negotiations
- Preferred provider agreements

- Medicaid coverage
- Third part adjudication company
- Pharmacy pricing programs
- Expanding in-house services
- Centralized medical supply
- Review of federal inmate costs



## CONTACT INFORMATION



Adam Rutherford, Director  
Health & Rehabilitation Services  
[adam.rutherford@alaska.gov](mailto:adam.rutherford@alaska.gov)  
(907)269-1036

Additional information on programs is available here:

<https://doc.alaska.gov/health-rehab-services>

Teri West, Director  
Division of Administrative Services  
[teri.west@alaska.gov](mailto:teri.west@alaska.gov)  
(907) 465-3311