

Alaska Department of Fish and Game (ADF&G) FY2025 Budget Overview

House Finance Committee
February 26, 2024

Commissioner Doug Vincent-Lang
Administrative Services Director Bonnie Jensen



Constitutional & Statutory Mandates



The Constitution of the State of Alaska

Article 8 – Natural Resources; § 4. Sustained Yield.

Fish, forests, wildlife, grasslands, and all other replenishable resources belonging to the State shall be utilized, developed, and maintained on the sustained yield principle, subject to preferences among beneficial uses.

The Alaska Statutes

Title 16. Fish and Game; Sec. 16.05.020. Functions of commissioner.

(2) manage, protect, maintain, improve, and extend the fish, game and aquatic plant resources of the state in the interest of the economy and general well-being of the state.

Mission Statement

To protect, maintain, and improve the fish, game, and aquatic plant resources of the state, and manage their uses and development in the best interest of the economy and the well-being of the people of the state, consistent with the sustained yield principle.

Core Services



Management

Provide hunting, fishing and trapping opportunities, protect state's rights to manage its fish and wildlife resources, conserve and improve habitat and access.

Stock Assessment & Research

Ensure sustainability and harvestable surplus, improve assessment and research capabilities, invest in new technologies, anticipate changing conditions.

Customer Service & Public Involvement

Make improvements to information and education services, the Boards and other regulatory processes, licensing and permitting.




Leadership



Bonnie Jensen
Administrative Services Director



Ben Mulligan
Deputy Commissioner




Doug Vincent-Lang
Commissioner



Rachel Baker
Deputy Commissioner



Joe Felkl
Legislative Liaison



Rick Green
Special Assistant



Sam Rabung
Director
Commercial Fisheries



Israel Payton
Director
Sport Fish



Ryan Scott
Director
Wildlife Conservation



Kristy Tibbles
Executive Director
Board of Game



Art Nelson
Executive Director
Board of Fisheries





Habitat
Section

Subsistence
Research
Section

FY2025 Budget Highlights



The Department will continue to provide an excellent return on investment as we have in the past under the Governor's proposed budget.

-  ADF&G turns ~\$250 million-dollar investment, of which ~\$70 million is general fund, into a return of over ~\$14 billion dollars annually
-  No reduction in services as a result of the proposed budget
-  The proposed budget includes new funding for fisheries, wildlife, and resource projects
-  This includes funding for statehood defense, marine science and genetics, restoration of commercial fisheries research, and wildlife surveys and management



Return on Investment



Economic Value of Commercially Harvested Alaska Seafood

- ➔ 62,200 jobs supported, more than any other industry in Alaska
- ➔ \$200.7* million in taxes, fees, and self-assessments contributed
- ➔ \$7.0* billion in economic output
- ➔ Alaska exports 2.2 billion pounds of seafood each year, returning over \$3.7* billion of new money into the U.S. economy

[The Economic Value of Alaska's Seafood Industry, January 2022](#) - Study by McKinley Reach Group

Economic Value of Sport Fisheries

- ➔ 15,879 Jobs supported
- ➔ \$373.9* million in taxes contributed
- ➔ \$828.4* million in income provided
- ➔ \$2.4* billion industry output

[Economic Impacts and Contributions of Sportfishing in Alaska, 2007](#) - Professional Publication by Southwick Associates, Inc. in collaboration with ADF&G

** Dollars were adjusted to account for inflation Jan. 2024*

Return on Investment Continued...



Economic value of Wildlife

- 🦌 More than 27,000 Jobs supported
- 🦌 \$2.1* billion in labor income
- 🦌 \$5.2* billion spent by hunters and wildlife viewers
- 🦌 \$5.7* billion economic activity statewide

[The Economic Importance of Alaska's Wildlife in 2011](#) - ADF&G contracted with ECONorthwest on a study to quantify the economic importance of Alaska's Wildlife

Economic Value of Subsistence

- 🦌 Replacement value of the wild food harvest of communities outside non-subsistence areas is estimated between \$215.9-\$431.8* million and \$288.3-\$576.6* million for all Alaska communities

[Subsistence in Alaska: A Year 2017 Update](#) – ADF&G Report

** Dollars were adjusted to account for inflation Jan. 2024*

Budget Organizational Chart



Sport Fish

- Sport Fisheries

Wildlife Conservation

- Wildlife Conservation
- Hunter Education Public Shooting Ranges

Statewide Support Services

- Commissioner's Office
- Administrative Services
- Boards of Fisheries and Game
- Advisory Committees
- *Exxon Valdez Oil Spill Trustee Council*
- State Facilities Maintenance

Anchorage & Fairbanks Hatcheries

Southeast Hatcheries

Habitat

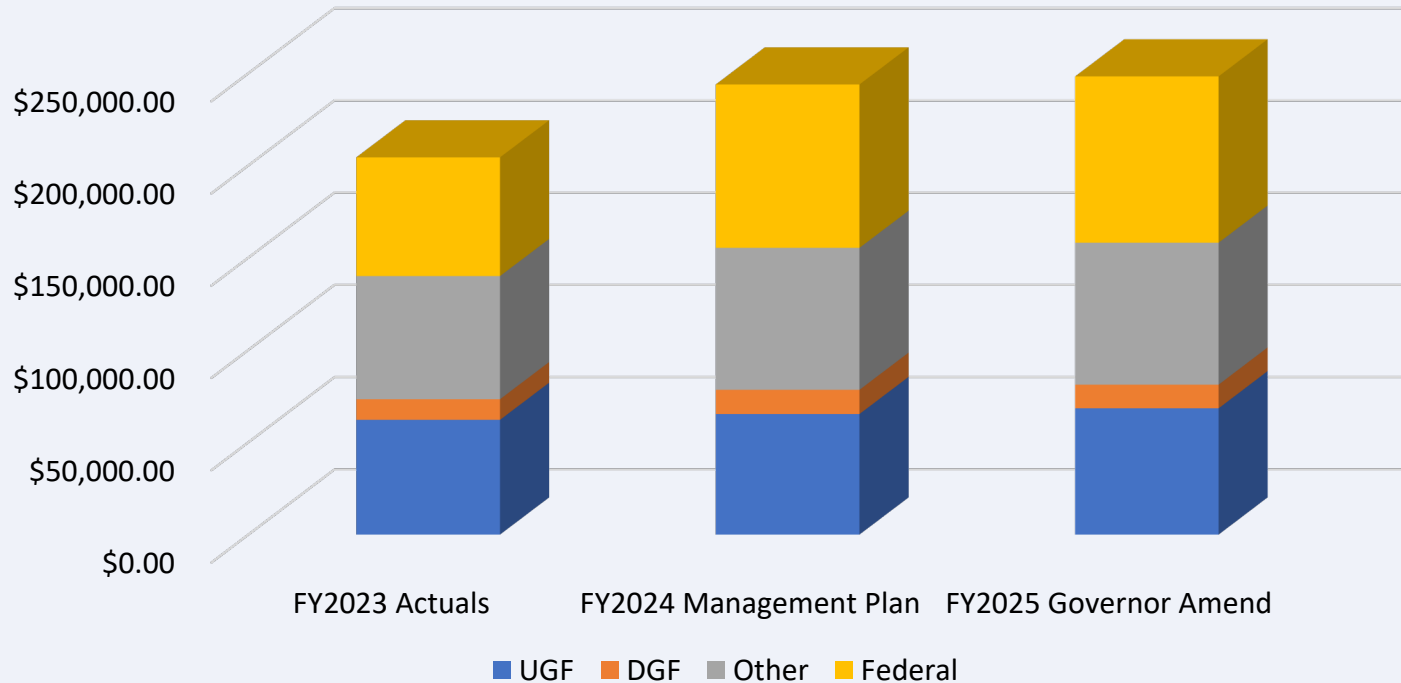
Subsistence Research & Monitoring

Commercial Fisheries

- Southeast Region Fisheries Mgmt.
- Central Region Fisheries Mgmt.
- Arctic Yukon Kuskokwim Region Fisheries Mgmt.
- Westward Region Fisheries Mgmt.
- Statewide Region Fisheries Mgmt.
- *Commercial Fish Entry Commission (CFEC)*

FY2025 Operating Budget Comparison

(all \$ in thousands)



	FY2023 Actuals	FY2024 Management Plan	FY2025 Governor Amend	FY2024 to FY2025 Difference
UGF	\$62,142.5	\$65,292.5	\$68,385.9	\$3,093.4
DGF	\$11,177.0	\$13,121.3	\$12,820.9	(\$300.4)
Other	\$66,697.0	\$76,911.2	\$76,906.0	\$994.8
Federal	\$64,354.0	\$88,577.4	\$90,166.3	\$1,588.9
Total	\$204,370.5	\$242,902.4	\$248,279.1	\$5,376.7



FY2025 Expenditures/Allocations

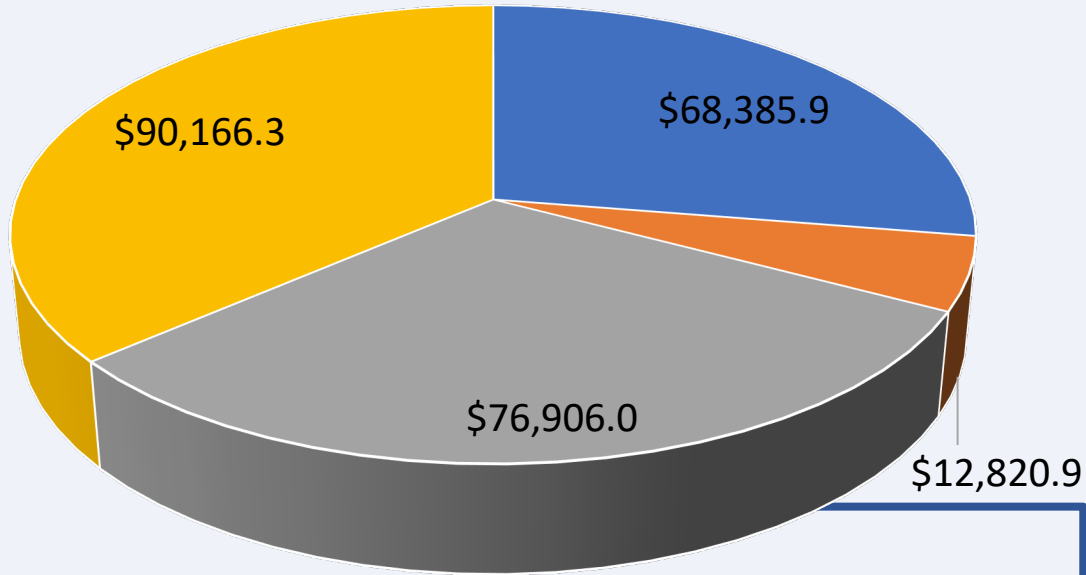
(all \$ in thousands)



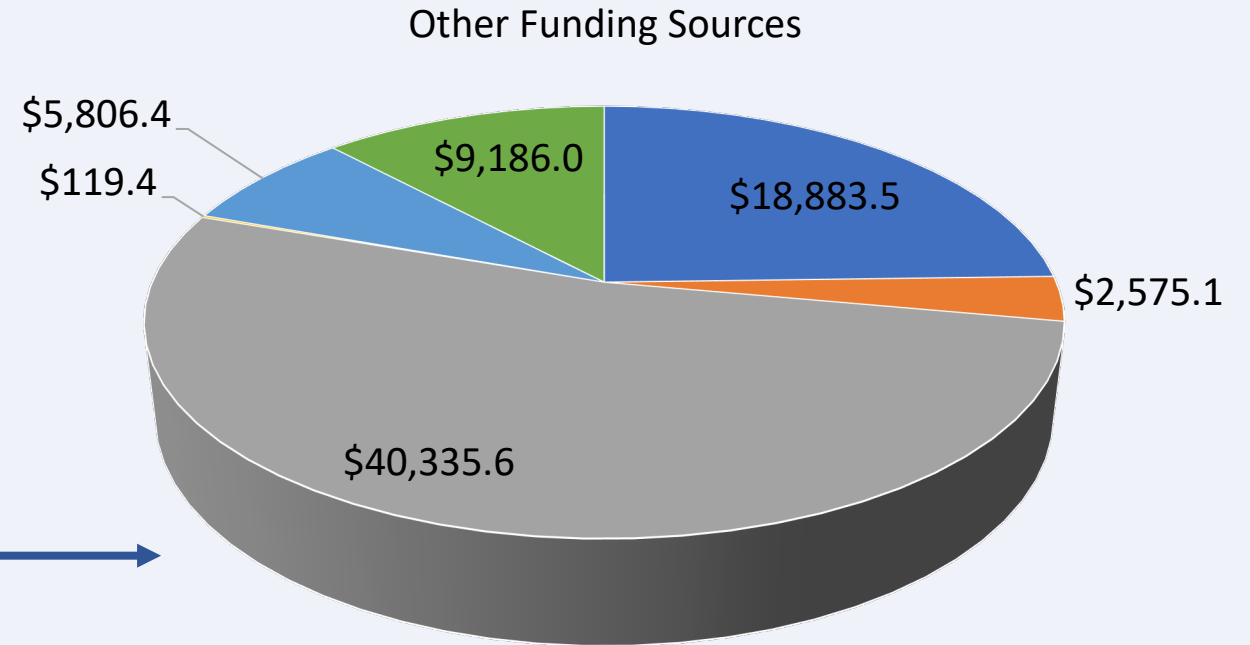
	FY2023 Actuals	FY2024 Management Plan	FY2025 Governor Amend	FY2024 to FY2025 Difference
Personal Services	\$124,964.7	\$136,268.9	\$144,492.1	\$8,223.2
Travel	\$3,101.7	\$5,115.4	\$5,113.4	(\$2.0)
Services	\$64,356.6	\$87,417.2	\$84,545.7	(\$2,871.5)
Commodities	\$10,221.7	\$11,947.1	\$11,974.1	\$27.0
Capital Outlay	\$1,725.8	\$2,153.8	\$2,153.8	-
Total	\$204,370.5	\$242,902.4	\$248,279.1	\$5,376.7

FY2025 Fund Group Breakdown

(all \$ in thousands)



■ UGF ■ DGF ■ Other ■ Federal



■ 1007 Interagency Receipts ■ 1018 Exxon Valdez Oil Spill Settlement
 ■ 1024 Fish and Game Fund ■ 1055 Interagency/Oil & Hazardous Waste
 ■ 1061 Capital Improvement Project Receipts ■ 1108 Statutory Designated Program Receipts

FY2025 Fund Source Breakdown

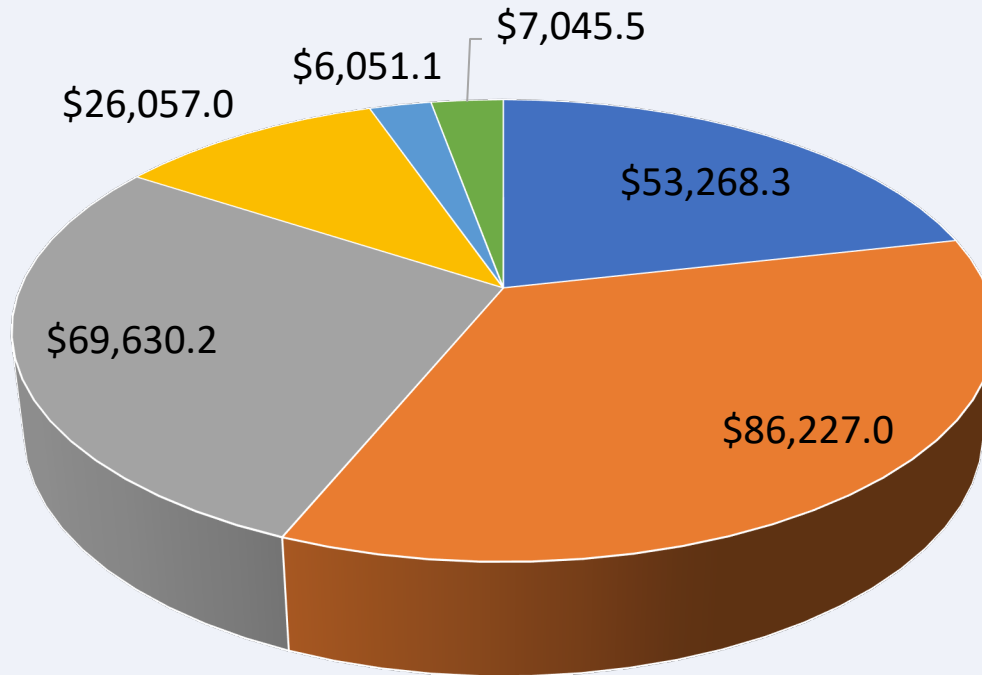
(all \$ in thousands)



		FY2023 Actuals	FY2024 Management Plan	FY2025 Governor Amend	FY2024 to FY2025 Difference
UGF	1003 General Fund Match	\$1,123.1	\$1,152.9	\$1,178.4	\$25.5
	1004 General Fund Receipts	\$61,019.4	\$64,139.6	\$67,207.5	\$3,067.9
DGF	1005 General Fund/Program Receipts	\$3,808.6	\$4,013.3	\$2,559.6	(\$1,453.7)
	1109 Test Fisheries Receipts	\$1,782.3	\$2,529.1	\$2,573.8	\$44.7
	1201 CFEC Receipts	\$5,586.1	\$6,578.9	\$7,687.5	\$1,108.6
Other	1007 Interagency Receipts	\$11,386.3	\$18,903.8	\$18,883.5	(\$20.3)
	1018 Exxon Valdez Oil Spill Settlement	\$12,922.0	\$2,568.2	\$2,575.1	\$6.9
	1024 Fish and Game Fund	\$33,223.3	\$38,410.5	\$40,335.6	\$1,925.1
	1055 Interagency/Oil & Hazardous Waste	\$74.7	\$115.4	\$119.4	\$4.0
	1061 Capital Improvement Project Receipts	\$2,856.3	\$6,353.7	\$5,806.4	(\$547.3)
	1108 Statutory Designated Program Receipts	\$6,234.4	\$9,559.6	\$9,186.0	(\$373.6)
Fed	1002 Federal Receipts	\$64,354.0	\$88,577.4	\$90,166.3	\$1,588.9
Total		\$204,370.5	\$242,902.4	\$248,279.1	\$5,376.7

FY2025 Division Breakdown

(all \$ in thousands)






- Division of Sport Fish
- Division of Commercial Fisheries
- Division of Wildlife Conservation
- Statewide Support Services
- Habitat Section
- Subsistence Section

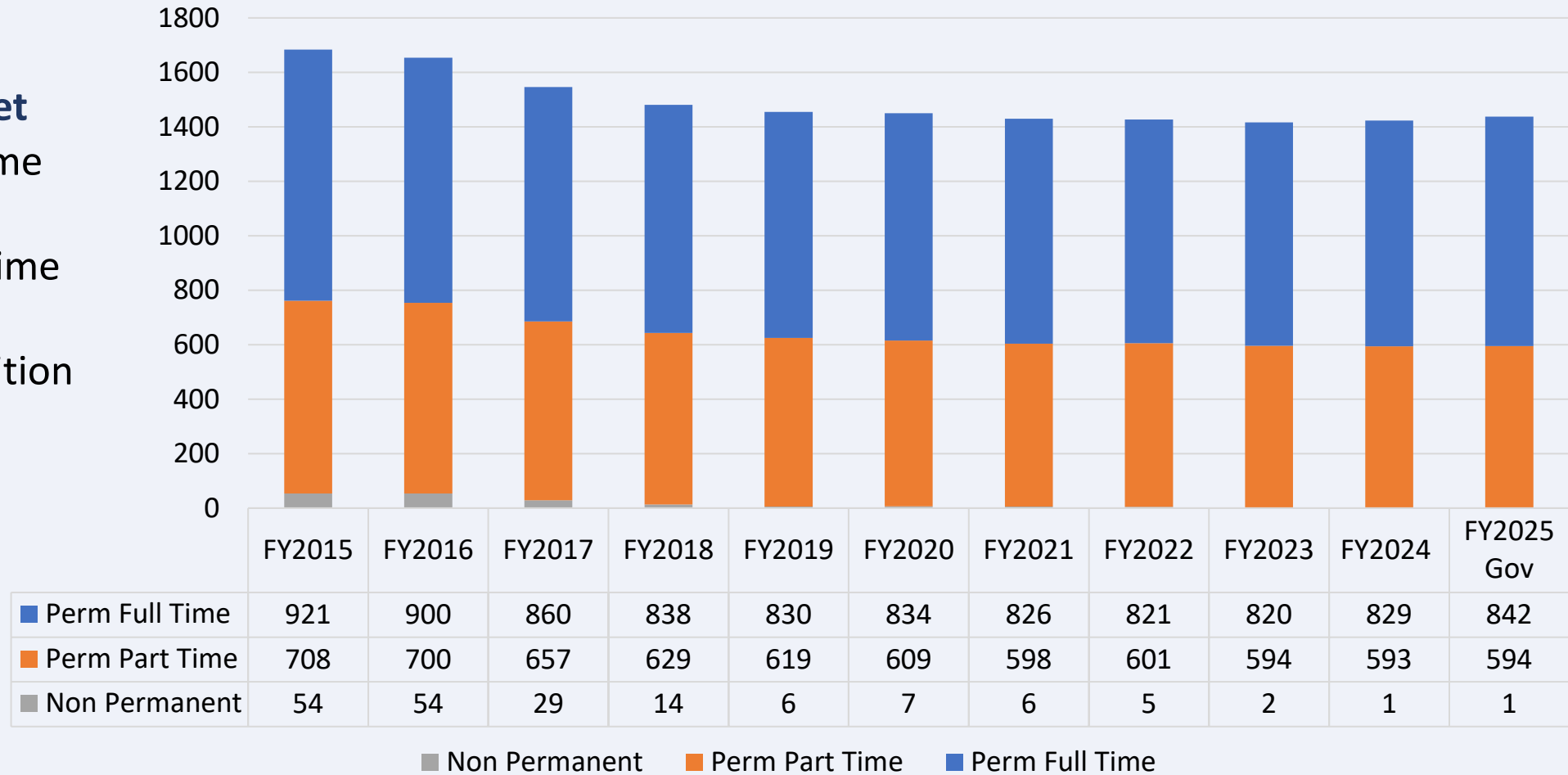




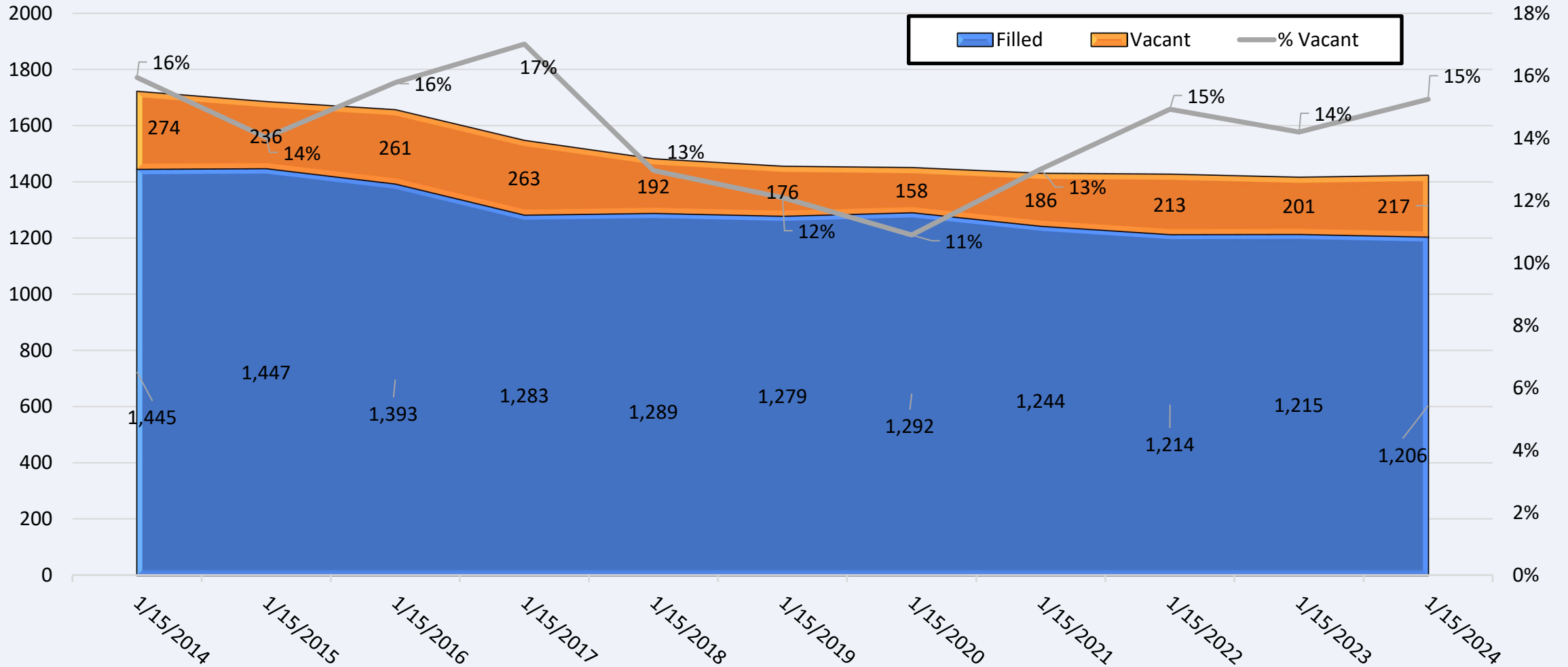
FY2025 Budgeted Positions & History

FY2025 Governor's Budget

-  842 permanent full-time positions
-  594 permanent part-time positions
-  1 non-permanent position



Position Vacancy History



FY2025 Operating Budget Change Highlights

Commercial Fisheries (all \$ in thousands)



Southeast Region Fisheries Management

	Total Amount		
Add Administrative Assistant 1 (11-#033) to Support Southeast Region Fisheries Management	\$ 85.0	UGF	1004 Gen Fund
Southeast Region Fisheries Management Inflation	\$ 50.0	UGF	1004 Gen Fund
Add Authority for Commercial Fisheries Project	\$ 200.0	Other	1108 Stat Desig

Central Region Fisheries Management

Central Region Fisheries Management Inflation	\$ 100.0	UGF	1004 Gen Fund
---	----------	-----	---------------

AYK Region Fisheries Management

Add and Reclass Two Accounting Technicians (11-#038, 11-7019) to Support Arctic Yukon Kuskokwim Region Fisheries Management	\$ 90.0	UGF	1004 Gen Fund
Arctic Yukon Kuskokwim Region Fisheries Management Inflation	\$ 75.0	UGF	1004 Gen Fund

FY2025 Operating Budget Change Highlights

Commercial Fisheries (all \$ in thousands)



Westward Region Fisheries Management

Add Authority for Commercial Fisheries Projects

Total Amount

\$ 100.0 Other 1108 Stat Desig

Westward Region Fisheries Management Inflation

\$ 75.0 UGF 1004 Gen Fund

Statewide Fisheries Management

Maintain Pathology Laboratory Services

\$ 35.0 UGF 1004 Gen Fund

Maintain Mark, Tag, and Age Laboratory Services

\$ 50.0 UGF 1004 Gen Fund

Statewide Fisheries Management Inflation

\$ 50.0 UGF 1004 Gen Fund

Add Authority for Commercial Fisheries Projects

\$ 100.0 Other 1108 Stat Desig

Alleviate Shortfall in Commercial Crew Member License Receipts

\$ 783.5 UGF 1004 Gen Fund
 \$ 716.5 DFG 1201 CFEC Rcpts
 \$ -1,500.0 DFG 1005 GF/Prgm

FY2025 Operating Budget Change Highlights

Sport Fisheries & Hatcheries (all \$ in thousands)



Sport Fisheries

Replace Unnecessary Capital Improvement Project Receipts to Support Existing Programs and Cover Inflationary Costs

Total Amount

\$1,100.0 Other 1024 Fish/Game
(\$1,100.0) Other 1061 CIP Rcpts

Anchorage and Fairbanks Hatcheries

Sport Fish Hatcheries Utility Increases

**Due to increased utility rates and usage in both Anchorage and Fairbanks, costs increased nearly \$0.5M between FY2022 and FY2023 (49.6% for the Anchorage hatchery and 75.3% for the Fairbanks hatchery)

\$350.0 UGF 1004 Gen Fund

FY2025 Operating Budget Change Highlights

Wildlife Conservation (all \$ in thousands)



Wildlife Conservation

Add Two Natural Resource Specialists (11-#019, 11-#020) for Statehood Defense in Federal Subsistence Board Arena

Maintain Endangered Species and Marine Mammals Programs

Restore Authority for Pittman Robertson Match

**Maintains One-Time Increment from FY2024

Total Amount

\$ 300.0 Other 1007 I/A Rcpts

\$ 1,302.0 UGF 1004 Gen Fund

\$ 5,001.0 Other 1024 Fish/Game

FY2025 Operating Budget Change Highlights

Statewide Support Services (all \$ in thousands)



Administrative Services

Soldotna Lease Adjustment

Total Amount

\$ 100.0 UGF 1004 Gen Fund

Add Part-Time Program Coordinator 2 (11-#026) for Safety Program

\$ 326.0 UGF 1004 Gen Fund

\$ 78.2 Other 1007 I/A Rcpts

Add Three Information Technology Positions (11-#021, 11-#024, 11-#025) for Help Desk

\$ 91.4 UGF 1004 Gen Fund

\$ 289.6 Other 1007 I/A Rcpts

Boards of Fisheries and Game

Board Support Travel

\$ 15.0 UGF 1004 Gen Fund

FY2025 Operating Budget Change Highlights

State Subsistence Research (all \$ in thousands)



State Subsistence Research

Pittman Robertson Increased Projects

State Subsistence Research Inflation (Governor Amend)

Support for Additional State Subsistence Research Projects (Governor Amend)

Total Amount

\$ 100.0 Other 1061 CIP Rcpts

\$ 205.0 UGF 1004 Gen Fund

\$ 210.0 Other 1061 CIP Rcpts

FY2024 Operating Budget Supplemental Commercial Fisheries (all \$ in thousands)



Southeast Region Fisheries Management

Add Authority for Pacific Salmon Commission Northern Fund Projects

Total Amount

\$ 300.0 Other 1108 Stat Desig

Statewide Fisheries Management

Maintain Pathology Laboratory Services

\$ 35.0 UGF 1004 Gen Fund

Align Authority for Commercial Fisheries Projects

\$ 100.0 Other 1108 Stat Desig

FY2024 Operating Budget Supplemental State Subsistence Research (all \$ in thousands)



State Subsistence Research

Support for Additional State Subsistence Research Projects

Total Amount

\$ 210.0 Other 1061 CIP Rcpts

Issues/Concerns



- 🐟 **Defending Against Federal Erosion of State Management Authority**
- 🐟 **Endangered Species Act and Marine Mammal Protection Act Challenges**
- 🐟 **Recruitment and Retention**
- 🐟 **Vessels and Aircraft Maintenance and Replacement**
- 🐟 **Maintaining Sustainable Fisheries & Opportunities**
- 🐟 **Bering Sea Crab Research Funding**
- 🐟 **Coastal Western Alaska Salmon Fisheries**
- 🐟 **Intercept and Bycatch**
- 🐟 **Federal Fisheries/Upper Cook Inlet Salmon Fishery**
- 🐟 **Implementation of the Pacific Salmon Treaty**
- 🐟 **Invasive Species**



Questions?



THANK YOU!

[Home Page, Alaska Department of Fish and Game \(adfg.alaska.gov\)](http://adfg.alaska.gov)

Contact Information



Doug Vincent-Lang, Commissioner
907-465-6141, doug.vincent-lang@alaska.gov

Bonnie Jensen, Administrative Services Director
907-465-3497, bonnie.jensen@alaska.gov

Joe Felkl, Legislative Liaison
907-465-6137, joseph.felkl@alaska.gov

