



Education Choice: Overview and Trends

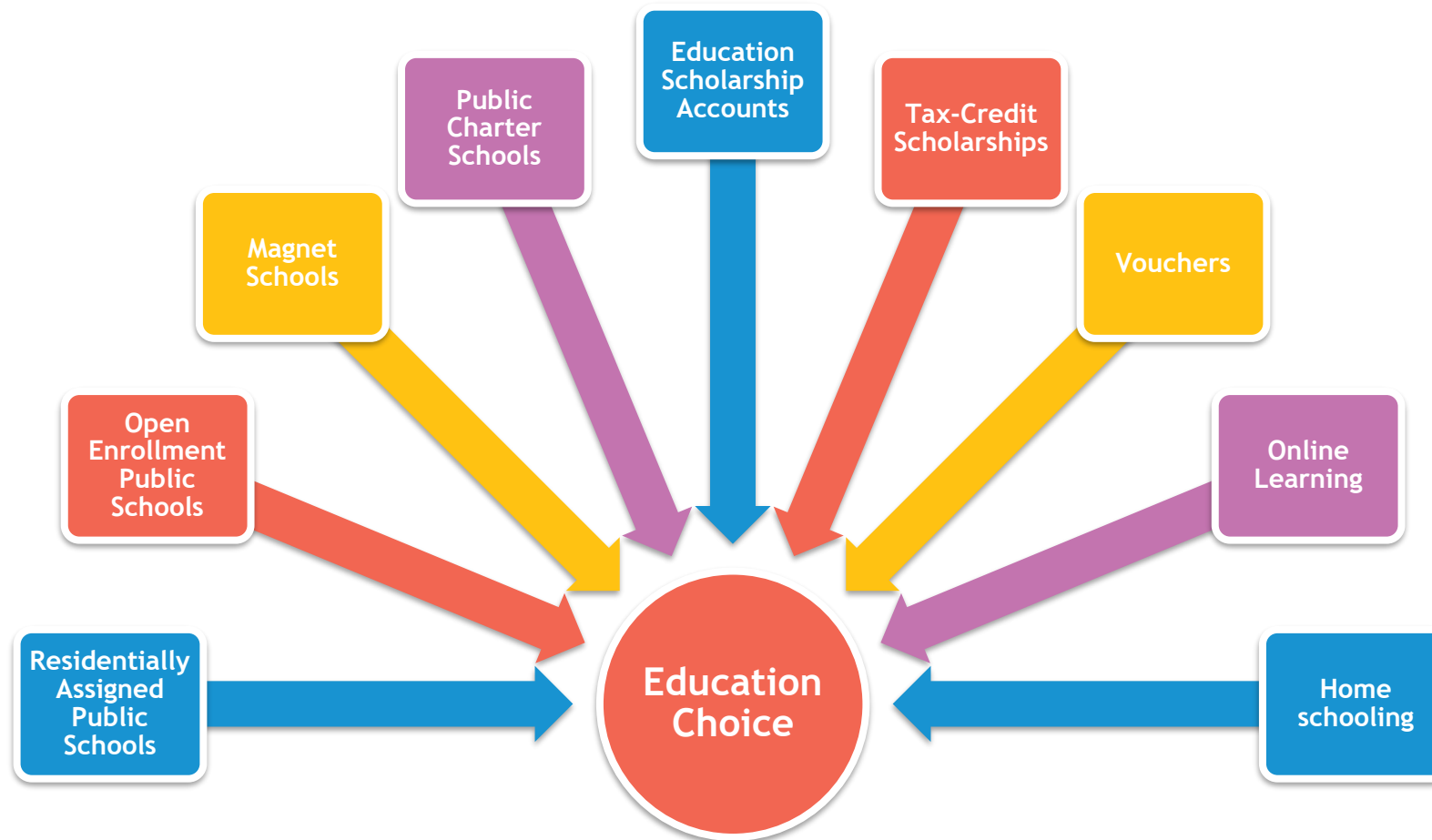
Presentation before Alaska House Education Committee

March 1, 2023

What is Education Choice?



Every child deserves access to a quality education that provides the knowledge, skills, and values necessary to prepare them for a successful career and fulfilling life. Education choice creates opportunity for families by allowing them to select the *best educational fit* for each child.



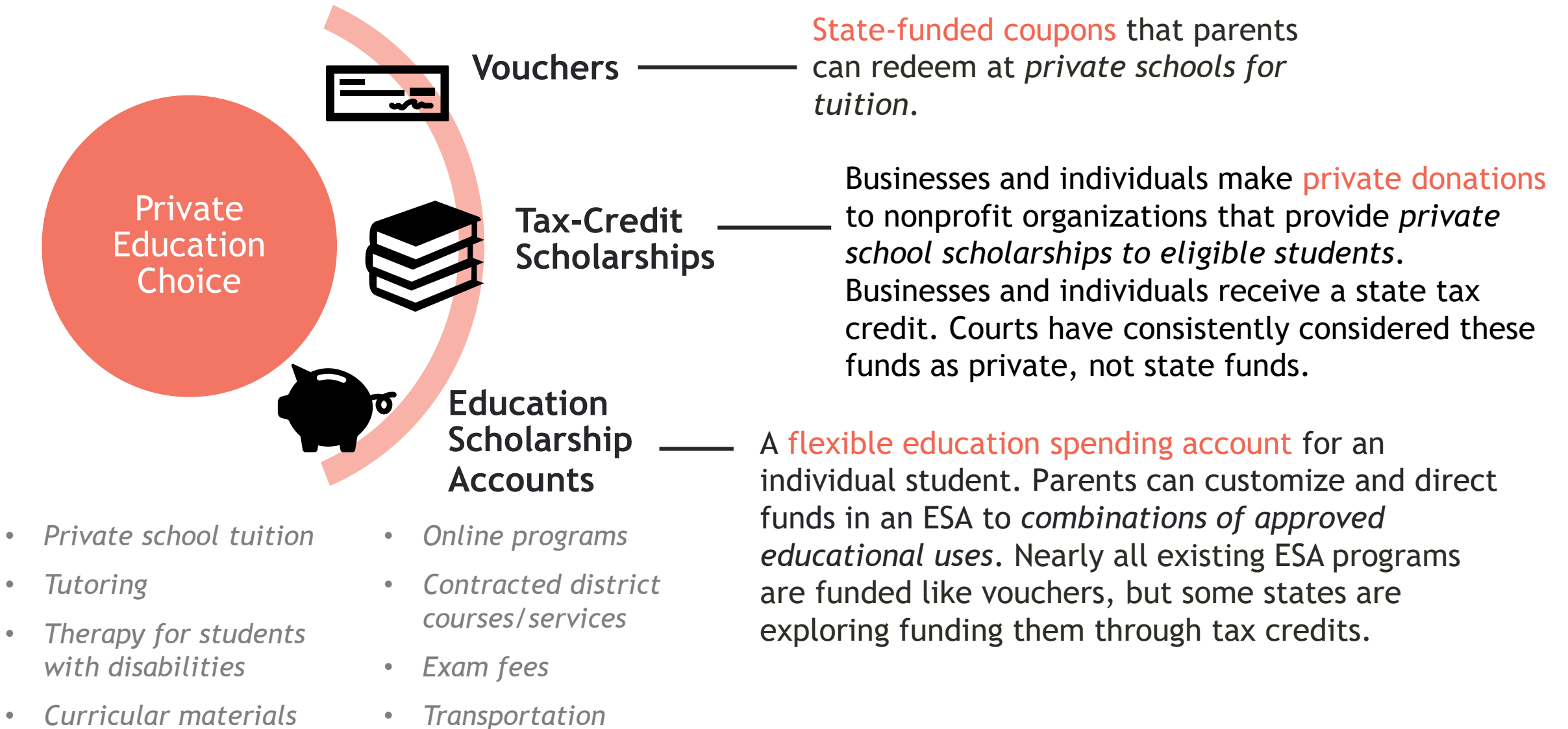
Parents Value Different Things



- Survey after survey shows that parents care about a lot of different aspects of education. **Very few** schools can excel at all of them.
- Parents are uniquely equipped to know what's best for their own children. They represent a strong source of accountability.



Private Education Choice: 3 Main Varieties



An International Phenomenon



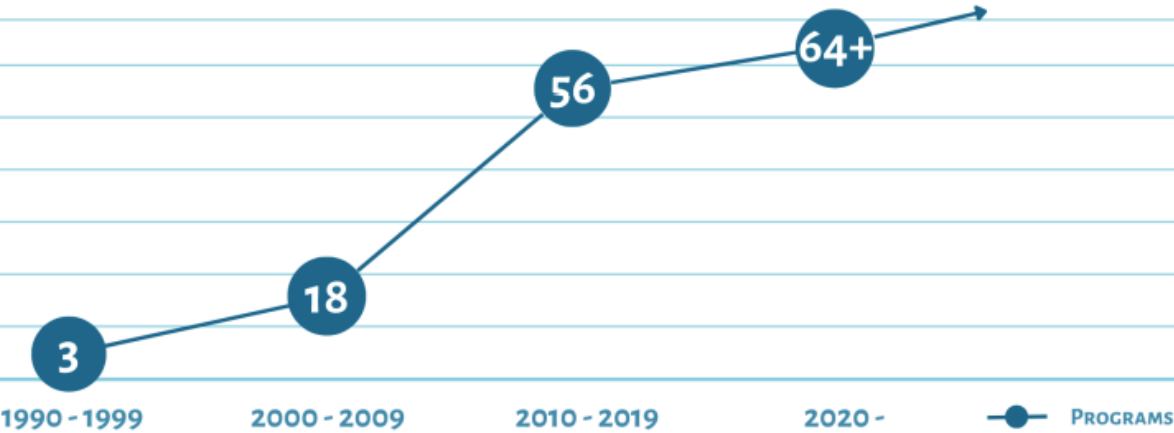
- Nearly half of 53 nations surveyed by OECD have a form of vouchers or tuition tax credits
- Robust choice systems in European countries
 - Belgium
 - Netherlands
 - Norway
 - Spain
- Around the world:
 - Chile
 - Israel
 - South Korea
 - Thailand



Private School Choice in the U.S.: Programs Multiplying...

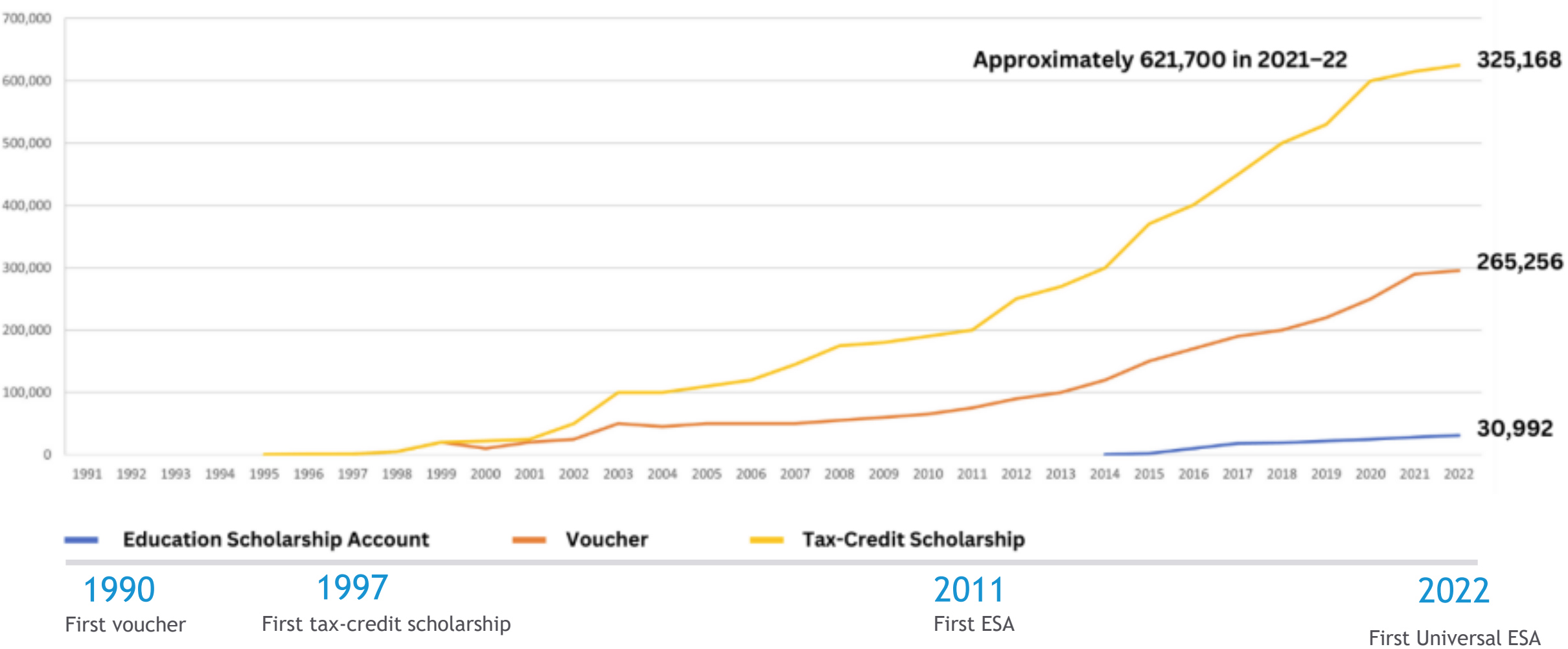


CUMULATIVE PRIVATE SCHOOL CHOICE PROGRAMS OVER TIME



YEAR	States with ESAs	Approved Programs	Students Served	Additions
2011-12	1	1	153	Ariz.
2012-13	1	1	302	
2013-14	1	1	761	
2014-15	2	2	2,894	Fla.
2015-16	4	4	7,498	Miss., Tenn. IEA
2016-17	4	4	11,980	
2017-18	5	5	15,801	NC
2018-19	5	5	19,537	
2019-20	5	6	26,214	Tenn. ESA Pilot
2020-21	5	6	29,385	
2021-22	10	11	33,093	Ind., Ky., Mo., NH, WV
2022-23	10	11	100,000+	

...and Student Enrollment Growing



Source: EdChoice (2023)

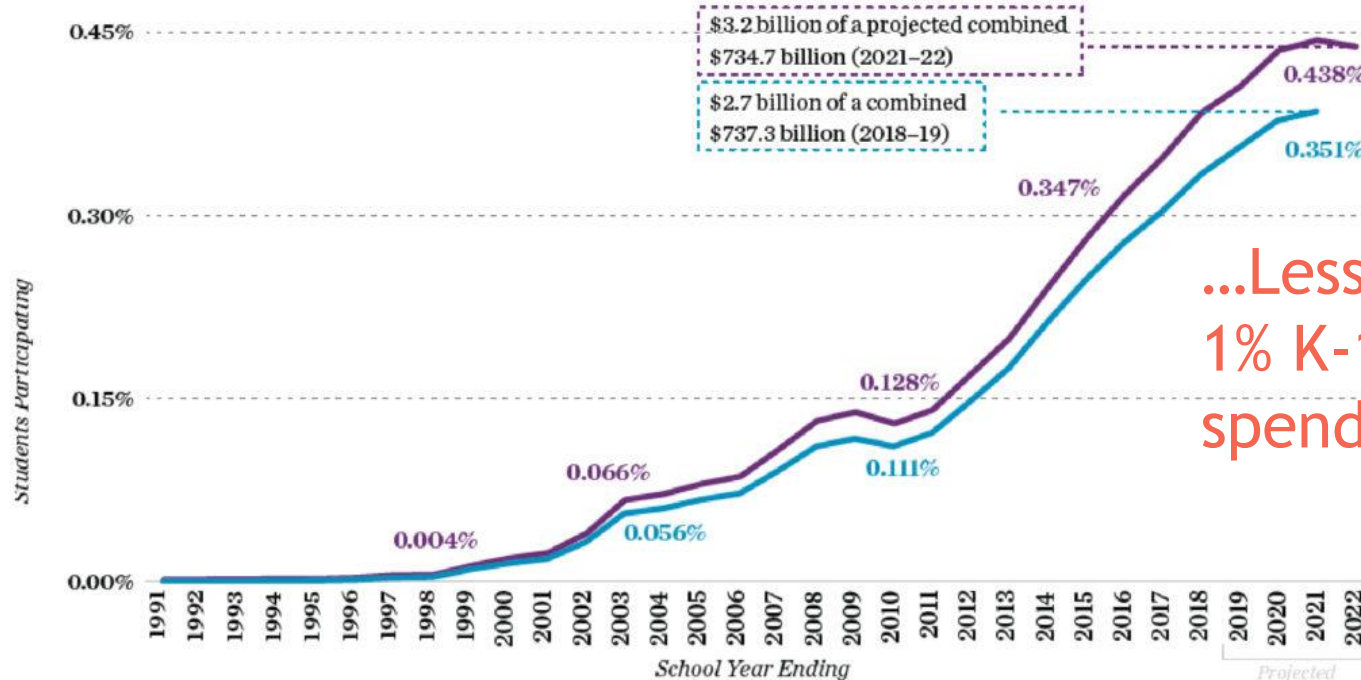


Fitting into the Big K-12 Picture

1.2% of All K-12 Students Enrolled in Private School Choice Program...

Spending on ESAs, Vouchers and Tax-Credit Scholarships as a percent of combined program and public K-12 current and total expenditures

Current expenditures include instruction, support services, food services and enterprise operations. Total expenditures include those categories and also capital outlay, interest payments on debts and programs outside of public elementary/secondary education, such as adult education and community services.



...Less than 1/2 of 1% K-12 current spending

Source: EdChoice (2022)

Note: Only includes expenditures in states and Washington, D.C.

Sources: EdChoice (2021), *The ABCs of School Choice: The Comprehensive Guide to Every Private School Choice Program in America, 2021 Edition*; National Center for Education Statistics (2021), *Digest of Education Statistics tables*, retrieved from <https://nces.ed.gov/programs/digest/>; Stephen Q. Cornman, Jeremy J. Phillips, Malia R. Howell, and Jumaane Young (2021), *Revenues and Expenditures for Public Elementary and Secondary Education: FY 19* (NCES 2021-302), retrieved from <https://nces.ed.gov/pubs2021/2021302.pdf>

Research on Private Education Choice



The most rigorous studies yield overwhelmingly positive results.

Research Topic	Positive Finding	Neutral Finding	Negative Finding
Choice Participants: Test Scores	11	4	3
Choice Participants: Graduation and Attainment	5	2	0
Parent Satisfaction	30	1	2
Public School Students: Test Scores	25	1	2
Effect on Racial Composition of Schools	6	1	0
Effect on Student Civic Values	6	5	0
Fiscal Impact on Taxpayers and School Districts	68	4	5

Source: EdChoice (2023)



LOUISIANA STORY

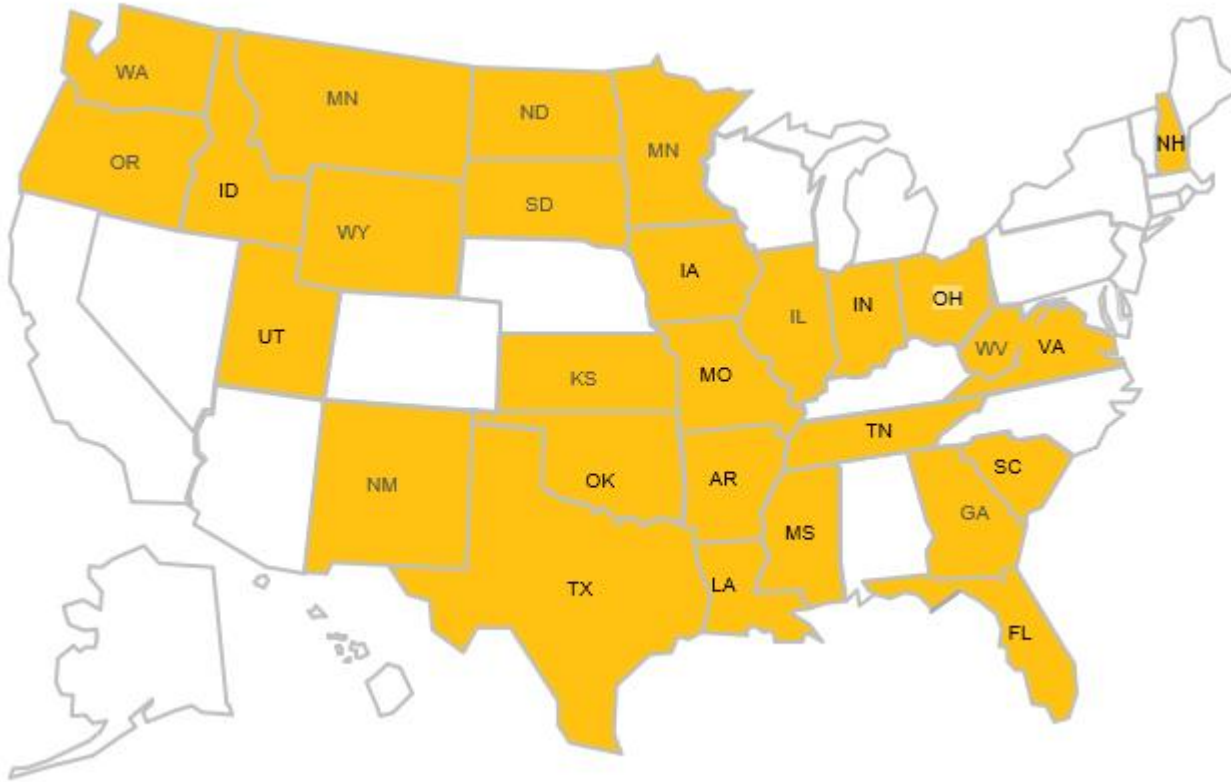
Two randomized control studies of the Louisiana Scholarship Program (voucher) found negative impacts on reading and math achievement. Researchers believe these impacts result from program design. The LSP requires private schools to:

- Teach to the state test
- Accept any student who applies
- Accept the state's payment as "full" tuition

A small percentage of eligible private schools in LA participate in the program. Some are less financially stable, suggesting that they may need the state subsidy to operate.



ESA Legislation Introduced in 2023



- Recent growth fueled by pandemic policies
 - Frustrations & opportunities: half of parents want to reimagine, customize K-12
- 70%+ voters favor ESAs; higher among K-12 parents
- Related trends
 - Homeschool growth, diversity
 - Microschools, hybrid models



Thank You!

Ben DeGrow

Policy Director, Education Choice

ben@excelined.org

Foundation for Excellence in Education

P.O. Box 10691

Tallahassee, FL 32302

850.391.4090

Info@ExcelinEd.org

www.ExcelinEd.org