



# Alaska Department of Transportation & Public Facilities

## FY2024 Operating Budget Overview

Ryan Anderson, P.E., Commissioner  
Dom Pannone, Administrative Services Director

February 27, 2023

Our mission is to **Keep Alaska Moving** through service and infrastructure.



# DOT & PF Organization

## 14 Divisions

---

Commissioner's Office

Administrative Services Division

Northern Region

Central Region

Southcoast Region

Program Development & Statewide Planning

Statewide Design & Engineering Services

Alaska Marine Highway

Measurement Standards & Commercial Vehicle Compliance

Statewide Aviation

Statewide Equipment Fleet

Facilities Services

Anchorage International Airport

Fairbanks International Airport





# DOT & PF Structure

## Operating Budget Structure

19 Funds Sources, 7 Appropriations  
52 Allocations

### Fund Codes

- 1002 Federal Receipts
- 1004 General Fund Receipts
- 1005 General Fund/Program Receipts
- 1007 Interagency Receipts
- 1026 Highways/Equipment Working Capital Fund
- 1027 International Airport Revenue Fund
- 1061 Capital Improvement Project Receipts
- 1076 Marine Highway System Fund
- 1108 Statutory Designated Program Receipts
- 1147 Public Building Fund
- 1200 Vehicle Rental Tax Receipts
- 1214 Whittier Tunnel Toll Receipts
- 1215 Uniform Commercial Registration fees
- 1232 In-state Pipeline Fund Interagency
- 1239 Aviation Fuel Tax Revenue
- 1244 Rural Airport Receipts
- 1245 Rural Airport Receipts I/A
- 1249 Motor Fuel Tax Receipts
- 1265 Non-specific COVID Fed

### Administration and Support

- Central Support Services
- Commissioner's Office
- Contracting and Appeals
- EE/Civil Rights
- Highway Safety Office
- Information Systems and Services
- Internal Review
- Leased Facilities
- Measurement Standards
- Northern Support Services
- Program Development
- Southcoast Support Services
- Statewide Admin Services
- Statewide Aviation
- Statewide Procurement
- Statewide Safety & Emergency Management

### Design, Engineering and Construction

- Central Construction & CIP
- Central Design & Engineering Services
- Northern Design, Engineering & Const
- Southcoast Design & Engineering Services
- Southcoast Region Construction
- SW Design & Engineering Services

### Facilities Services

- Facilities Services
- Leases

### State Equipment Fleet

- State Equipment Fleet

### Highways, Aviation and Facilities

- Abandoned Vehicle Removal
- Central Highways and Aviation
- Central Region Facilities
- Northern Highways & Aviation
- Northern Region Facilities
- Southcoast Highways & Aviation
- Southcoast Region Facilities
- Traffic Signal Management
- Whittier Access and Tunnel

### International Airports

- AIA Administration
- AIA Facilities
- AIA Field & Equipment Maintenance
- AIA Operations
- AIA Safety
- FIA Administration
- FIA Facilities
- FIA Field & Equipment Maintenance
- FIA Operations
- FIA Safety
- International Airport Systems

### Marine Highway System

- Marine Engineering
- Marine Shore Operations
- Marine Vessel Fuel
- Marine Vessel Operations
- Overhaul
- Reservations and Marketing
- Vessel Operations Management



# DOT & PF Services

## Services of Department

### Modernizing Alaska's Infrastructure

- Project Delivery
- Obtain Right of Way
- Project Design
- Utilities Identification & Coordination
- Environmental Permitting
- Advertise for Bids
- Construction Administration
- Project Close Out

### Operating Alaska's Infrastructure

- Traffic Signal Management
- Assure Functional Traffic
- Timing Optimization & Adjustment
- Snow & Ice Management
- Removal of Snow
- Application of Traction Aides
- Avalanche Mitigation
- Traffic Operations
- Responding to Illumination Outages
- Surface Marking
- Surface Sweeping
- Visibility Management
- Provide Travel Information to Drivers/Public
- Operate Certificated Airports
- Rural Airport Safety and Security
- Wayside Maintenance & Management

### Preserve Alaska's Infrastructure

- Abandoned Vehicle Removal
- Infrastructure Repair
- Incident and Disaster Response
- Routine Preservation (signage, lighting, guardrail replacement, drainage, pothole repair, lighting repair, brush-cutting)
- Bridge Inspection & Preservation
- Regulatory Compliance

### Providing Transportation Services

- Alaska Marine Highway System
- Anchorage International Airport
- Fairbanks International Airport
- Airline Terminal Facilities & Services
- Airport Concessions
- Airport Parking
- Business Marketing and Acquisition
- Passenger Services
- Rural Airport Leasing
- Whittier Tunnel Operation
- Commercial Permitting
- Measurement Device Certification

### Shared Services

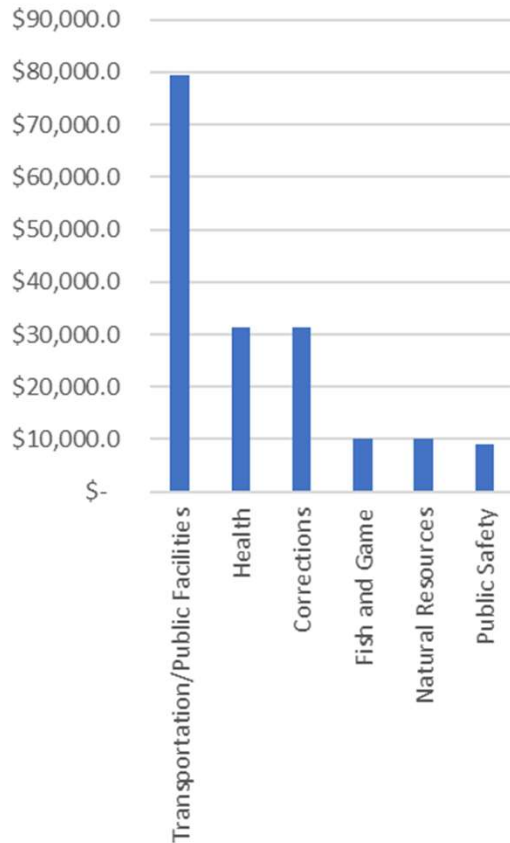
- Statewide Equipment Fleet
- Division of Facilities Services



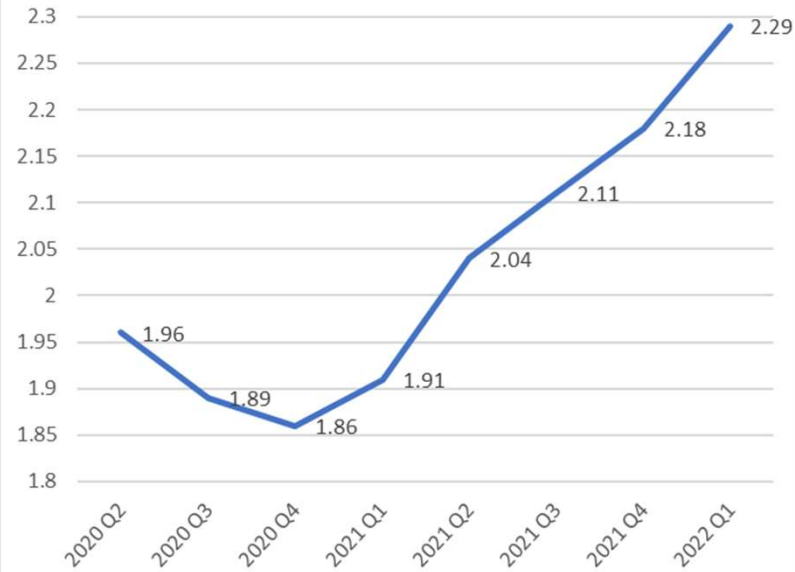


# COMMODITIES

Commodities Line  
FY2023 Management  
Plan



National Highway Construction Cost Index



Since the pandemic, highway construction costs have increased **16.8%**. The components of this index align and closely with elements of highway maintenance & operations.

FY2022 saw fuel increases of \$2/gallon on average, creating a \$1.4M increase fuel costs for facilities and \$3.9M in fuel for equipment.

Grading and Excavation  
Bridge  
Asphalt  
Concrete Pavement  
Concrete-Miscellaneous  
Concrete-Culverts  
Base Stone  
Drainage-Pipe  
Drainage-Inlets/Catch Basins  
Underdrain  
Traffic Control  
Guard Rail  
Fencing  
Signs-Permanent  
Striping/Pavement Marking  
Signalization  
Lighting  
Roadway Lighting/Electrical  
Grassing  
Erosion Control  
Retaining Wall  
Miscellaneous Stone/Riprap  
Clearing  
Painting Structures  
Buildings/ Miscellaneous Structures  
Utility-Water  
Utility-Gas  
Utility-Sewer  
Equipment/Labor

NHCCI COMPONENTS

# Vacancy Rates

## Vacancy Rates\* for Highways & Aviation LTC Positions

Annual rate, sampled monthly for calendar year 2022

Constantly changing

Only one part of the staffing challenges

Doesn't capture turnover, other absences, experience

Southcoast Region	88	13%
ADAK	2	0%
AKUTAN	3	6%
COLD BAY	4	21%
GUSTAVUS	2	0%
HAINES	5	8%
HOONAH	2	29%
ILIAMNA	3	8%
JUNEAU	14	21%
KALSIN BAY	2	13%
KETCHIKAN	4	2%
KING SALMON	6	28%
KLAWOCK	5	22%
KODIAK	8	2%
PETERSBURG	4	0%
SAND POINT	1	0%
SITKA	8	10%
SKAGWAY	4	21%
UNALASKA	3	14%
WRANGELL	3	8%
YAKUTAT	5	10%

Central Region	159	16%
ANCHORAGE	45	14%
ANIAK	2	29%
BETHEL	8	14%
CASCADE	4	42%
CHULITNA	5	12%
CROWN POINT	5	22%
DILLINGHAM	7	8%
GIRDWOOD	6	33%
HOMER	11	13%
MCGRATH	1	0%
NINILCHIK	4	0%
NORTH KENAI CAMP	4	10%
PALMER	22	23%
QUARTZ CREEK	4	0%
SELDOVIA	1	0%
SILVERTIP	5	0%
SOLDOTNA	18	20%
TALKEETNA	2	0%
WILLOW	5	8%

Northern Region	287	22%
BIRCH LAKE	3	0%
CANTWELL	9	21%
CHANDALAR CAMP	8	5%
CHITINA	4	15%
COLDFOOT CAMP	5	5%
CORDOVA	6	40%
DEADHORSE	12	4%
DELTA JUNCTION	8	15%
EAGLE	3	22%
ERNESTINE	4	17%
FAIRBANKS	53	23%
GALENA	2	0%
HEALY	5	45%
JIM RIVER	4	10%
KOTZEBUE	7	31%
LIVENGOOD	7	12%
MANLEY HOT SPRINGS	6	7%
MONTANA CREEK	5	15%
NELCHINA	4	0%
NENANA	6	17%
NOME	17	43%
NORTHWAY	5	15%
PAXSON	5	15%
SAG RIVER	6	6%
SAINT MARYS	3	6%
SEVEN MILE CAMP	4	2%
SLANA	6	10%
SOUTH FORK	4	17%
TAZLINA	19	34%
THOMPSON PASS	8	38%
TOK	10	20%
TRIMMS CAMP	4	40%
UNALAKLEET	3	11%
UTQIAGVIK	5	0%
VALDEZ	11	31%

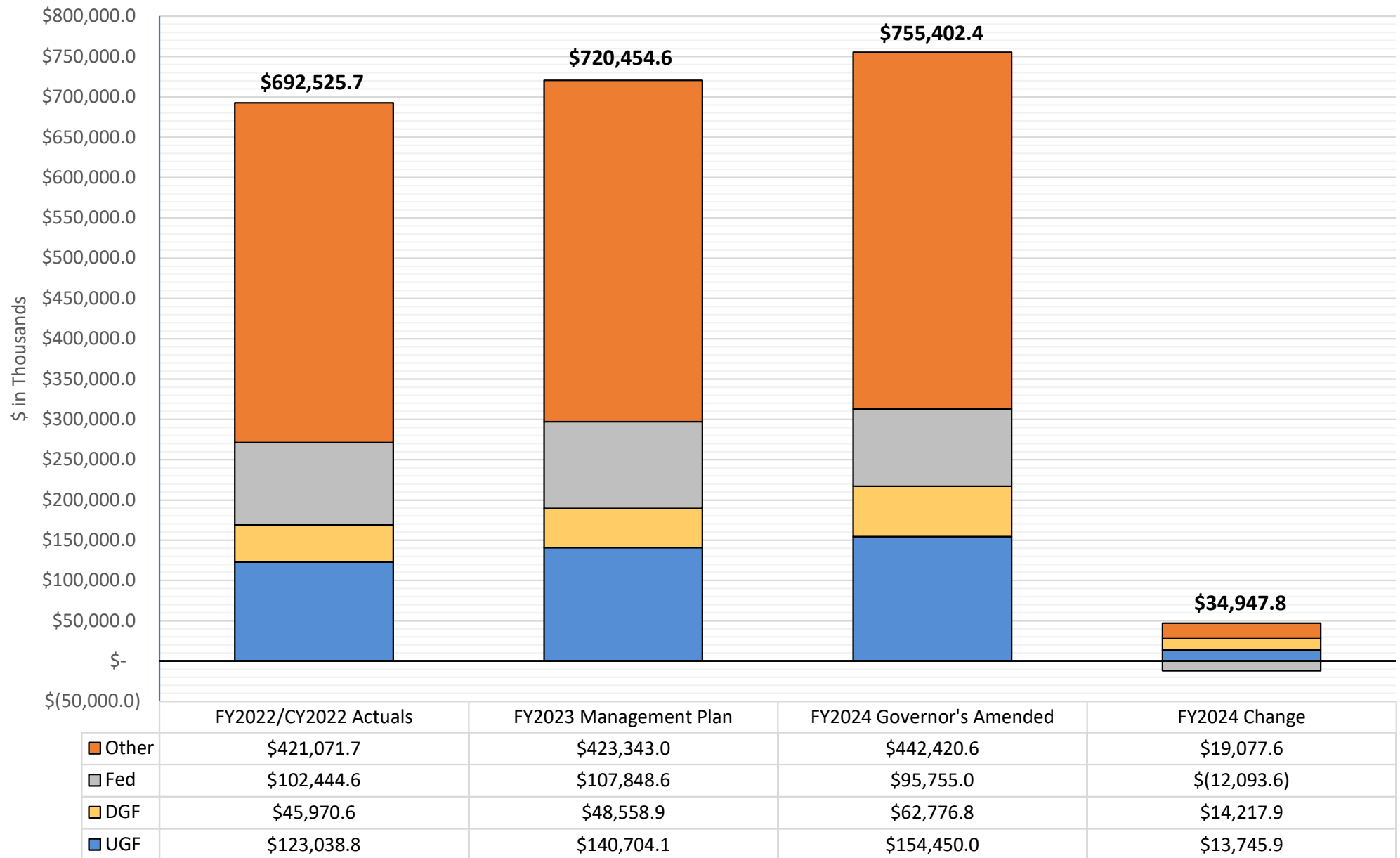
\*As provided to the Legislature by OMB

Table Columns: Region | Total PCNs | CY2022 Vacancy Rate

# Vacancy Rates: Tracking

DISTRICT	% VACANT	SAMPLE DATE
ANC INT	14%	1/27/2023
ANC INT FAC	15%	2/3/2023
CR ANCHORAGE	17%	2/3/2023
CR MATSU	23%	2/3/2023
CR PENNINSULA	23%	2/3/2023
CR SOUTHWEST	6%	2/3/2023
DFS	19%	2/3/2023
FAI AIRPORT	6%	2/3/2023
NR DALTON	21%	2/3/2023
NR DENALI	26%	2/3/2023
NR FAIRBANKS	21%	2/3/2023
NR TAZLINA	24%	2/3/2023
NR TOK	26%	2/3/2023
NR VALDEZ	42%	2/3/2023
NR WESTERN	32%	1/27/2023
SEF	21%	2/3/2023
SR KODIAK	16%	2/3/2023
SR SOUTHEAST	13%	2/3/2023

# Budget Scenario Comparisons



\$ in thousands unless denoted otherwise





# FY2024 Governor's Amended

## Administration & Support

- Highway Safety Office  
**\$805.4 (CIP/OTHER)**
- Statewide Safety & Emergency Management,  
Program Coordinator  
**\$150.0 (OTHER)**
- Public Employee Retirement System (PERS) rates, Health  
Insurance and Salary Increases  
**\$893.7 (\$514.8 CIP/OTHER, \$116.0 UGF)**

17 components (allocations)

### Functions

Management & Oversight  
Program Development & Planning  
Finance & Budget  
Human Resources  
Information Technology  
Measurement Standards  
Commercial Vehicle Compliance  
Safety Programs

Positions	352
NP	19
PFT	333

	FY2022 Actuals	FY2023 Management Plan	FY2024 Governor Amended	Difference FY2023 to FY2024
UGF	\$9,486.5	\$8,320.4	\$8,203.3	-\$117.1
DGF	\$2,521.1	\$5,092.7	\$5,269.4	\$176.7
Fed	\$180.9	\$19.9	\$0.0	-\$19.9
Other	\$43,472.2	\$39,913.2	\$41,225.2	\$1,312.0
<b>Grand Total</b>	<b>\$55,660.7</b>	<b>\$53,346.2</b>	<b>\$54,697.9</b>	<b>\$1,351.7</b>

\$ in thousands unless denoted otherwise



# FY2024 Governor's Amended

## Design, Engineering & Construction

- Public Employee Retirement System (PERS) rates, health insurance and salary increases  
**\$2.7M (CIP/OTHER)**
- Transfer of authority within Northern Region for Public Information Officer  
**\$130.0 (CIP/OTHER)**
- FY2023: Combined "Northern Design, Engineering & Construction Component"

### 6 components (allocations)

#### Functions

Statewide Engineering Standards  
Environmental Analysis  
Engineering & Design  
Construction & Project Management  
Bridge Management & Inspection

Positions	842
NP	40
PFT	656
PPT	146

	FY2022 Actuals	FY2023 Management Plan	FY2024 Governor Amended	Difference FY2023 to FY2024
UGF	\$2,787.7	\$658.3	\$666.7	\$8.4
DGF	\$820.8	\$1,161.9	\$1,185.2	\$23.3
Fed	\$0.0	\$35.5	\$0.0	-\$35.5
Other	\$121,748.0	\$119,720.7	\$122,252.5	\$2,531.8
<b>Grand Total</b>	<b>\$125,356.5</b>	<b>\$121,576.4</b>	<b>\$124,104.4</b>	<b>\$2,528.0</b>

\$ in thousands unless denoted otherwise



# FY2024 Governor's Amended

## Highways, Aviation & Facilities

7 components (allocations)

### Functions

Highway Maintenance & Operation  
Rural Airport Maintenance & Operation  
Whittier Tunnel Operation  
Traffic Signal Management  
Abandoned Car Removal  
Department Facilities

- Reversals of other one time federally funded swaps, and Rural Airport Paint Striping
- Rural Aviation use of Federal COVID Relief Funds, UGF swap  
**\$9.8M (FED)**
- Commodities increases for road maintenance  
**\$1.3M (UGF)**
- Maintained increment for Chitna, Birch Lake, Silvertip  
**\$1.4M (UGF)**
- King Salmon Airport federal authority  
**\$868.0 (FED)**
- Maintained increment for ice roads  
**\$200.0 (UGF)**
- Sitka Airport Fund Swap  
**\$350.0 (UGF), -\$350.0 (IARF)**
- Wayside Maintenance Improvements  
**\$385.0 (UGF)**
- Maintained Increment for Dalton 2x2 Shift  
**\$1.3M (UGF)**

Positions	605
NP	36
PFT	507
PPT	62

	FY2022 Actuals	FY2023 Management Plan	FY2024 Governor Amended	Difference FY2023 to FY2024
UGF	\$58,660.1	\$70,606.7	\$84,184.5	\$13,577.8
DGF	\$38,727.3	\$41,981.8	\$42,435.1	\$453.3
Fed	\$34,902.2	\$23,681.5	\$11,506.5	-\$12,175.0
Other	\$37,629.9	\$32,081.7	\$32,325.1	\$243.4
<b>Grand Total</b>	<b>\$169,919.5</b>	<b>\$168,351.7</b>	<b>\$170,451.2</b>	<b>\$2,099.5</b>

\$ in thousands unless denoted otherwise





# FY2024 Governor's Amended

## Facilities Services

- Facilities Services & Leases was reduced from six to two components
- Public Employee Retirement System (PERS) rates, health insurance and salary increases  
**\$538.0 (OTHER)**

### 2 components (allocations)

#### Functions

Facilities Maintenance Services  
Facilities Maintenance Contracts  
Deferred Maintenance Program  
Energy Program  
Capital Improvement Projects  
Vertical Construction

Positions	150
NP	1
PFT	144
PPT	5

	FY2022 Actuals	FY2023 Management Plan	FY2024 Governor Amended	Difference FY2023 to FY2024
UGF	\$1,306.3	\$938.9	\$948.8	\$9.9
DGF	\$284.3	\$322.5	\$322.5	\$0.0
Fed	\$0.0	\$0.0	\$0.0	\$0.0
Other	\$90,433.8	\$98,674.2	\$99,202.6	\$528.4
<b>Grand Total</b>	<b>\$92,024.4</b>	<b>\$99,935.6</b>	<b>\$100,473.9</b>	<b>\$538.3</b>

\$ in thousands unless denoted otherwise



# FY2024 Governor's Amended

## Statewide Equipment Fleet

- Public Employee Retirement System (PERS) rates, health insurance and salary Increases  
**\$587.0 (OTHER)**
- 1 additional non-perm mechanic  
**\$64.0 (OTHER)**

### 1 components (allocations)

#### Functions

Fleet Management  
Equipment Procurement  
Maintenance & Repairs  
Rate Development  
Replacement & Lifecycle Planning  
Fuel Card and Fuel Billing

Positions	159
NP	1
PFT	158

	FY2022 Actuals	FY2023 Management Plan	FY2024 Governor Amended	Difference FY2023 to FY2024
UGF	\$888.9	\$29.2	\$29.2	\$0.0
DGF	\$0.0	\$0.0	\$0.0	\$0.0
Fed	\$0.0	\$0.0	\$0.0	\$0.0
Other	\$33,246.0	\$36,301.0	\$36,952.1	\$651.1
<b>Grand Total</b>	<b>\$34,134.9</b>	<b>\$36,330.2</b>	<b>\$36,981.3</b>	<b>\$651.1</b>

\$ in thousands unless denoted otherwise



# FY2024 Governor's Amended

## International Airport System

- Funding for 25 new positions to meet business needs  
**\$2.7M (IARF/OTHER)**
- Business operations and administration expenses  
**\$463.1 (IARF/OTHER)**
- Contracted snow removal outside of tarmac and airfield and operational areas  
**\$450.0 (IARF/OTHER)**
- Mission critical incentive pay for Emergency Services Dispatch, Maintenance Specialists, Equipment Operators  
**\$3.7M (IARF/OTHER)**
- Commodities & energy cost Increases  
**\$3.9M (IARF/OTHER)**

**11 components (allocations)**

### Functions

Maintenance & Operations of System  
Fairbanks International Airport  
Anchorage International Airport  
Airports Safety & Fire  
Lake Hood Seaplane Base  
Capital Improvement Program  
Passenger and Cargo Carrier Relations  
Concession Services Management

Positions	520
PFT	492
PPT	28

	FY2022 Actuals	FY2023 Management Plan	FY2024 Governor Amended	Difference FY2023 to FY2024
UGF	\$0.0	\$0.0	\$0.0	\$0.0
DGF	\$0.0	\$0.0	\$0.0	\$0.0
Fed	\$208.8	\$871.6	\$1,008.4	\$136.8
Other	\$93,569.5	\$95,782.1	\$109,577.5	\$13,795.4
<b>Grand Total</b>	<b>\$93,778.3</b>	<b>\$96,653.7</b>	<b>\$110,585.9</b>	<b>\$13,932.2</b>

\$ in thousands unless denoted otherwise





# FY2024 Governor's Amended

## Marine Highway System (CY2024)

- Budgeted for consistent service levels to communities throughout the year
- Increases in operational costs  
**\$13.5M (AMHS Revenue / DGF)**
- Federal Backfill Language, Marine Highway System Fund, HB 39 Sec. 20

7 components (allocations)

### Functions

System Administration & Management  
Vessel Operation  
Reservations & Scheduling  
Marketing  
Engineering & Capital Improvement

Positions	794
NP	51
PFT	697
PPT	46

	FY2022 Actuals	FY2023 Management Plan	FY2024 Governor Amended	Difference FY2023 to FY2024
UGF	\$49,909.3	\$60,150.6	\$60,417.5	\$266.9
DGF	\$3,617.1	\$0.0	\$13,564.6	\$13,564.6
Fed	\$67,152.7	\$83,240.1	\$83,240.1	\$0.0
Other	\$972.3	\$870.1	\$885.6	\$15.5
<b>Grand Total</b>	<b>\$121,651.4</b>	<b>\$144,260.8</b>	<b>\$158,107.8</b>	<b>\$13,847.0</b>

\$ in thousands unless denoted otherwise



# **End of Presentation**

## **Contact Details**

**Dom Pannone**

**Director of Administrative Services**

**Phone: 907-465-2956**

**Email: [dom.pannone@alaska.gov](mailto:dom.pannone@alaska.gov)**

