

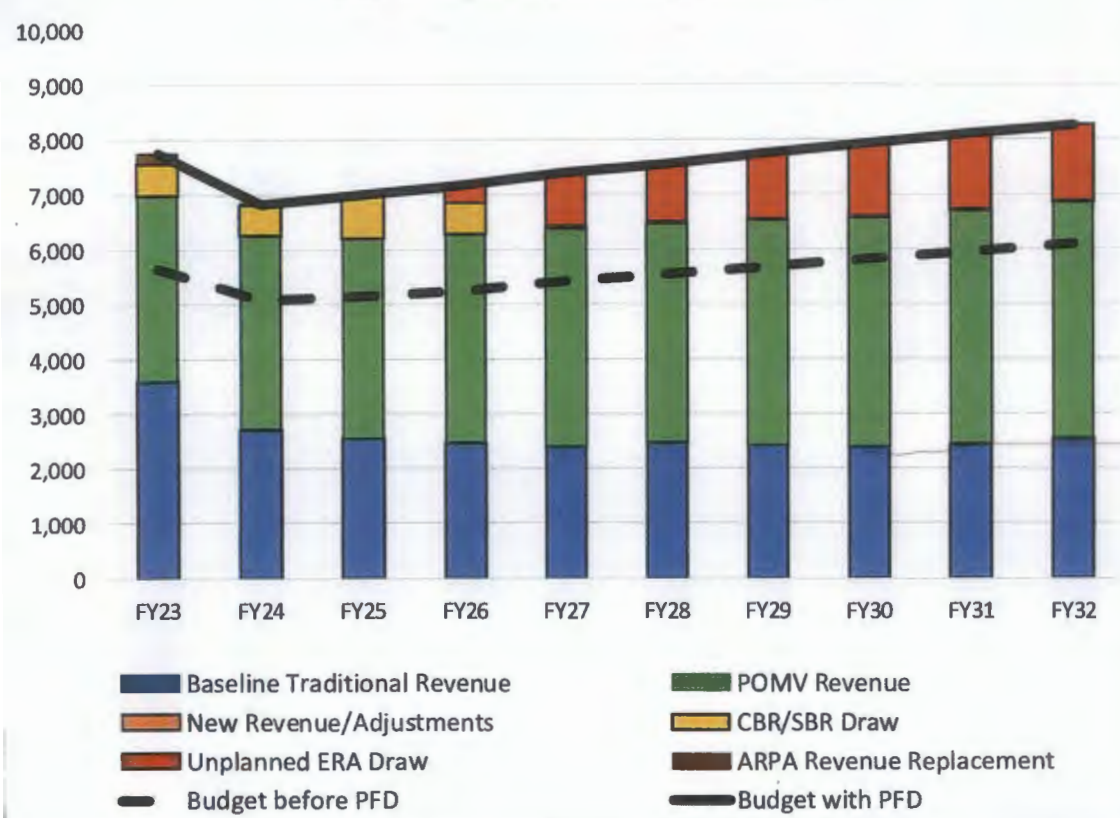
Senate Finance Baseline Budget

50% of POMV to PFD

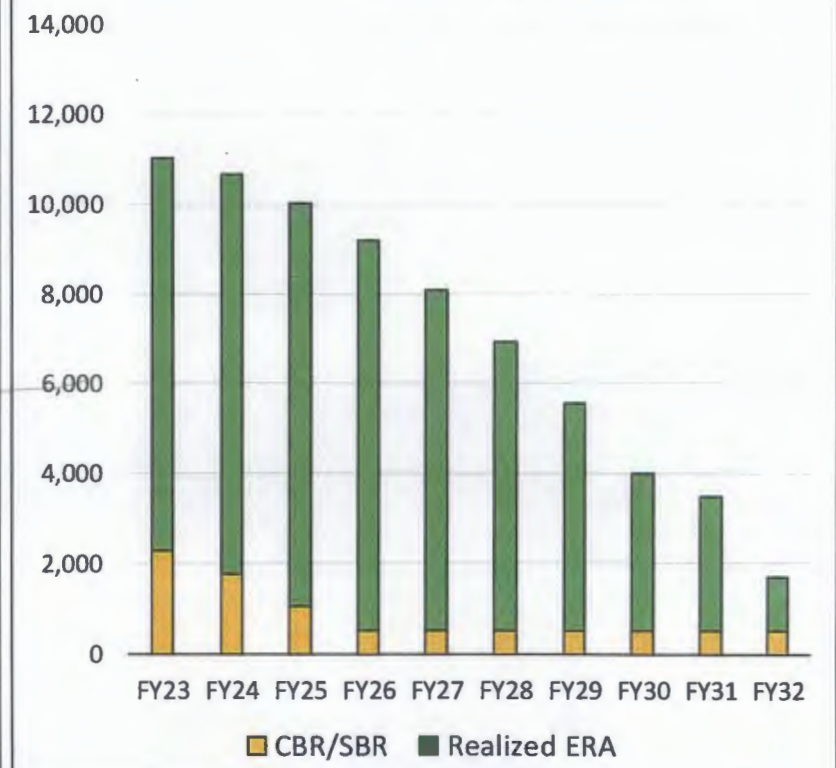
APFC Returns: 7.05% FY24+
Oil Price: DOR Spring FC
Agency Ops: House CS1, 2.5% Growth
Statewide: House CS1 FY24+
Capital: \$400m FY24, 2.5% Growth

Surplus/(Deficit)	FY23	FY24	FY25	FY26	FY27	FY28	FY29	FY30	FY31	FY32
(\$millions)	(758)	(564)	(768)	(887)	(1,020)	(1,074)	(1,196)	(1,328)	(1,386)	(1,394)

UGF Budget/Revenue (\$millions)



Budget Reserves
FY-Ending Balance (\$millions)



	FY23	FY24	FY25	FY26	FY27	FY28	FY29	FY30	FY31	FY32
Effective POMV Draw Rate	5.00%	5.00%	5.00%	5.40%	6.23%	6.30%	6.42%	6.55%	6.59%	6.58%
PFD/Person	\$3,284	\$2,689	\$2,795	\$2,898	\$3,026	\$3,037	\$3,102	\$3,157	\$3,202	\$3,238

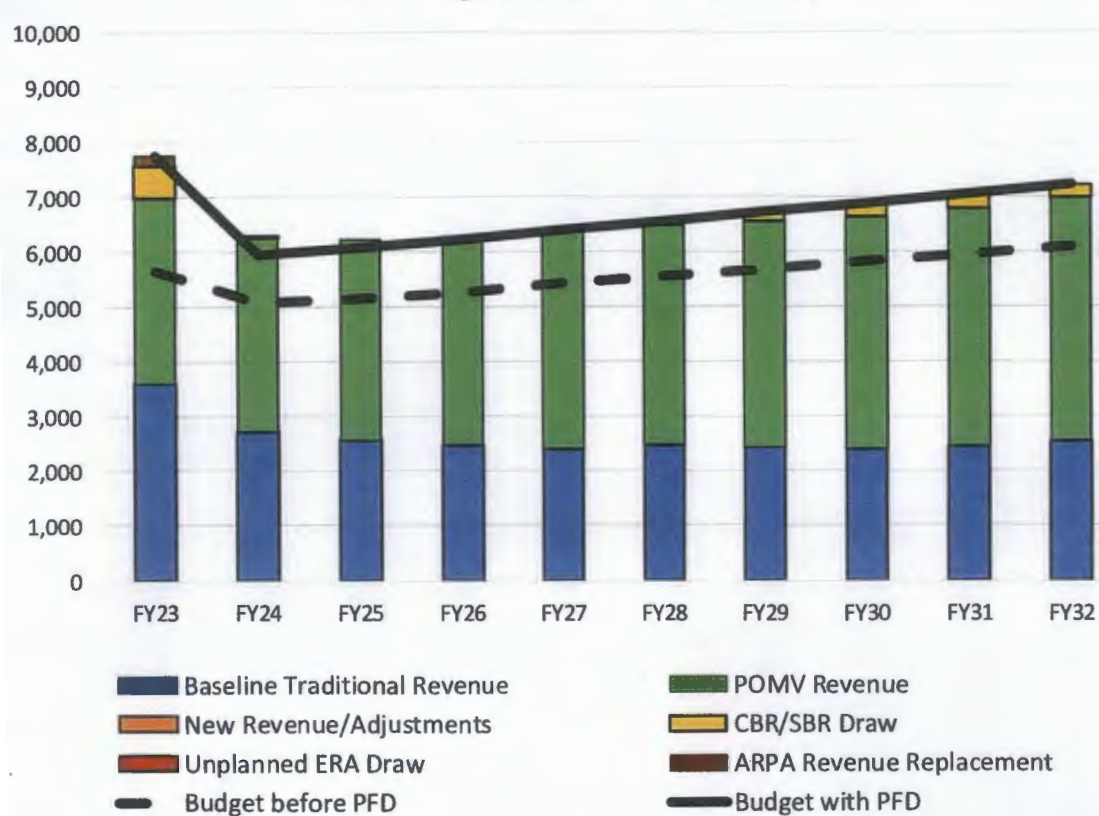
Senate Finance Baseline Budget

25% of POMV to PFD

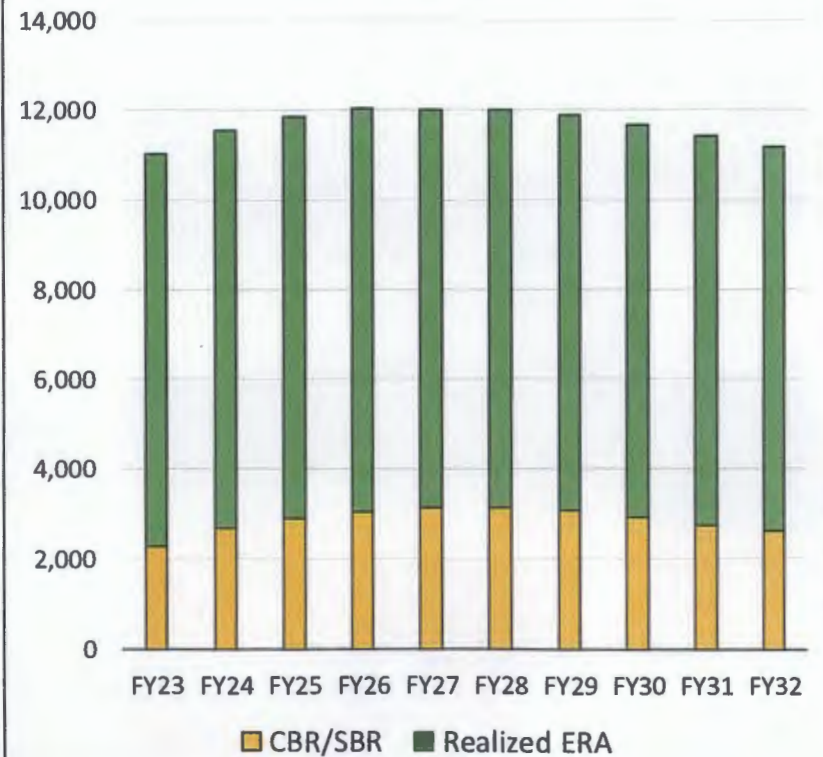
APFC Returns: 7.05% FY24+
Oil Price: DOR Spring FC
Agency Ops: House CS1, 2.5% Growth
Statewide: House CS1 FY24+
Capital: \$400m FY24, 2.5% Growth

Surplus/(Deficit) (\$millions)	FY23	FY24	FY25	FY26	FY27	FY28	FY29	FY30	FY31	FY32
	(758)	317	148	65	(24)	(68)	(158)	(251)	(263)	(218)

UGF Budget/Revenue (\$millions)



**Budget Reserves
FY-Ending Balance (\$millions)**



	FY23	FY24	FY25	FY26	FY27	FY28	FY29	FY30	FY31	FY32
Effective POMV Draw Rate	5.00%	5.00%	5.00%	5.00%	5.00%	5.00%	5.00%	5.00%	5.00%	5.00%
PFD/Person	\$3,284	\$1,304	\$1,377	\$1,428	\$1,491	\$1,498	\$1,535	\$1,571	\$1,608	\$1,645