



Workforce Reports provide new insight



Process technology graduates earn on average \$73,854 their first year after graduation, with wages increasing 78.3% over the next five years.

The workforce reports help UA illustrate graduate outcomes and employment success to demonstrate the value of postsecondary education and evaluate core program success.

Workforce Training a Critical Mission

The university is the most comprehensive provider of career and technical education training in Alaska. With more than 200 programs linked to jobs in the state, students have opportunities to earn everything from certifications to associate, bachelors, and graduate degrees. These programs are in high-demand fields and are needed to stabilize Alaska's economic recovery and future growth.

Workforce development is a critical part of the University of Alaska mission. Working with our stakeholders, UA can expand partnerships to benefit these key workforce sectors and provide even more opportunities for current students and future graduates.

Quantifying Education Outcomes

The workforce development and institutional research offices, partnered with the Research and Analysis Section in the Alaska Department of Labor and Workforce Development to create the reports that demonstrate UA graduate outcomes in nine key fields -- administration and finance, aviation, construction, fisheries and marine science, health, information technology, mining, oil and gas, and teacher education. Each report answers key questions related to the largest and fastest growing occupations that require some postsecondary education and highlights important employment indicators such as average wages earned, where UA grads work in Alaska, what industries they work in, and how they help boost the Alaska hire rate. The reports can be found at www.alaska.edu/research/wd/reports.php.

The economic value of training and education is abundantly clear in the data and demonstrates the success of our core programs and how we are contributing to Alaska's high-demand industries and economy. Postsecondary trained Alaskans retain employment at higher rates than other Alaskans. Median earnings, for example, jump from \$35,328 for high school graduates to \$44,619 for Alaskans with an associate degree, \$57,708 for those with a bachelor's degree, and \$77,402 for holders of graduate or professional degrees. More education and training also correlate strongly with lower unemployment rates.

Alaska Trained for Alaska's Needs

Alaska's six economic regions are each unique in their local economies and in their mix of occupations. UA uses labor market information to expand or build programs that benefit high-demand and regional needs and works with stakeholders to strengthen partnerships to benefit these key workforce sectors. Through its three separately accredited universities, thirteen community campuses, and distance delivered programs, UA works to ensure that Alaskans have access to attain the knowledge and skills needed for employment and to advance their careers.



Industry Workforce Report Highlights

Administration & Finance

- More than 81% of graduates from accounting programs are working the first year after graduation.
- Graduates from Master of Public Administration earn more than \$100,000 in average wages five years after graduating.
- Over the last 10 years, 5,815 people graduated from programs that prepare for administration and finance careers with average earnings over \$63,000 within five years of graduation.

Aviation

- Over a third of the UA aviation students found employment in the transportation and warehousing industry, which employs most of Alaska's aviation workers such as pilots and aircraft maintenance. Other aviation graduates found employment in educational services and other industries.
- The professional piloting programs have trained nearly 367 students. Nearly 62% of these students obtained employment in Alaska within a year of training.

Construction

- Over the last 10 years, 1,968 graduates have been trained in programs leading to employment in carpentry, heavy truck driving, construction management, civil engineering, surveying, welding and other construction jobs. Their average earnings are over \$70,000 within five years of graduation.
- While only 15% of construction program graduates work directly in the construction industry, just over a quarter of graduates also work in closely related industries such as architecture and engineering.

Fisheries & Marine Science

- More than 76% of graduates in marine sciences and an average of 70% of graduates in fisheries are working in Alaska one year after graduating.
- Over the last 10 years, 975 people have graduated from programs that prepare for jobs in fisheries, fisheries technology or marine biology.

Health

- UA offers 50 programs that prepare for clinical and behavioral health careers, one of the fastest growing and largest industry sectors in Alaska.
- More than 82% of graduates from the 31 programs related to clinical health careers are working in health care and social assistance the first year after graduation.
- More than 81% of clinical psychology graduates are working in Alaska within one year of graduation.

Information Technology

- More than 80% of computer and networking technology graduates work in Alaska one year following graduation.
- IT occupations are spread throughout many of the industries in Alaska. For example, 44% of graduates became computer programmers in the public administration industry sector.

Mining

- Almost 90% of power technology program graduates are employed in Alaska one year after graduation.
- Wages of graduates from the 44 key programs important to the industry are significantly higher wages than the Alaska average, exceeding \$104,000 within 5 years of graduation.

Oil & Gas

- The data show a strong demand for process technology graduates (90% find work within a year of graduating) and impressively high earnings (\$73,854 to start and more than \$130,000 by their fifth year), and they are hired into a variety of occupations and by a number of industries including oil and gas, mining, and construction.

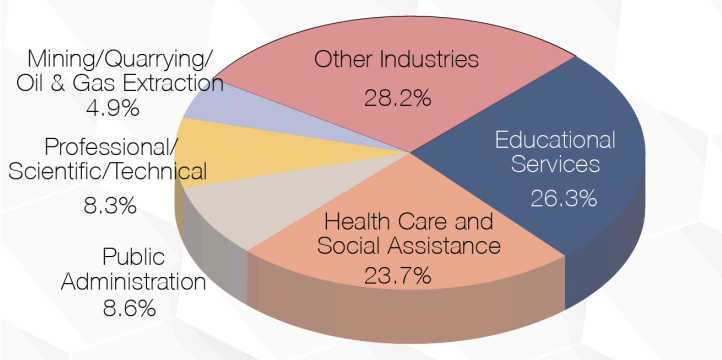
Teacher Education

- Over 10 years, 77.5% of the students who found jobs the first year after graduating from an education program worked in local government education.
- University of Alaska education programs focused on meeting demand in an industry that has hired thousands in Alaska over the last several years.



Industry Workforce Report Highlights

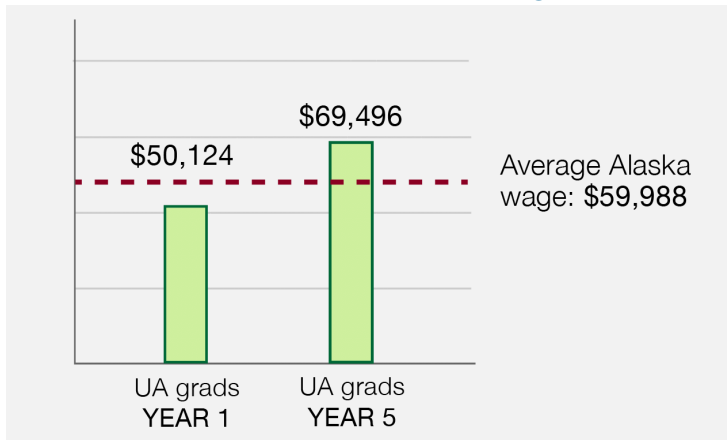
UA Graduates Working in Alaska within a year of Graduating



Aggregate of all 17,725 UA graduates included in the 9 industry workforce reports

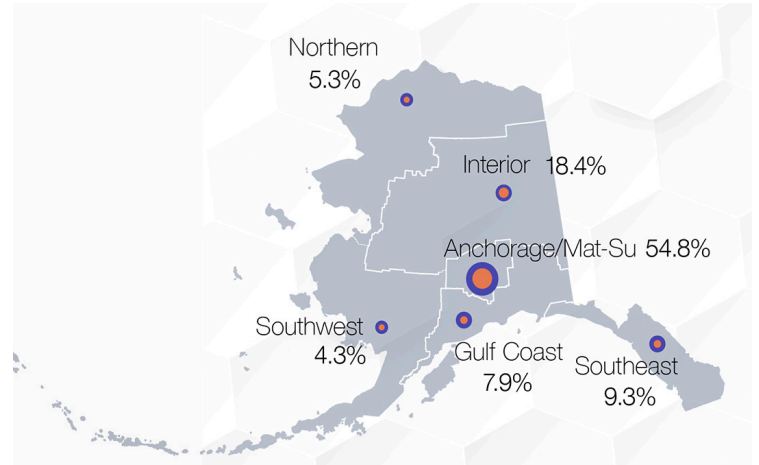
- 26.3% Educational Services
- 23.7% Health Care and Social Assistance
- 8.6% Public Administration
- 8.3% Professional/Scientific/Technical
- 4.9% Mining/Quarrying/Oil & Gas Extraction
- 28.2% Other Industries

UA Graduates Earn Good Wages



An analysis of all 17,725 UA graduates included in the 9 industry workforce reports shows average first year wages of \$50,124 and average fifth year wages of \$69,496.

UA Graduates Work Across Alaska




- Generally, areas with higher population density have more working graduates, but the actual percentages vary by industry.
- There are more graduates working in urban areas in industries like finance & administration, education and IT, but industries including fisheries and marine science, oil & gas, and mining show an increased percentage of graduates working in rural regions.

UA Graduates Increase Alaska Hire Rates

96.3%

of working graduates are Alaska residents



- The average residency rate for Alaska workers is 79.3%
- The average for the graduates included in the workforce reports is 96.3%.
- These reports demonstrate a high percentage of UA graduates remain in Alaska and help to increase the overall percentage of Alaska residents working in these high-demand industries.