



Commercial Fisheries Entry Commission

House Finance Subcommittee

February 8, 2022



Commercial Fisheries Entry Commission

2021 Outcomes

- Completed pending application cases
- 31 Commission decisions issued
- 32 Adjudication decisions issued
- 16,161 commercial fishing permits issued
- 8,290 vessel licenses issued
- 1,794 permit transfers processed
- Licensing records scanning project - 25% complete
- Overhaul of downloadable paper forms
- \$4.8m processed through online renewal (LEON)
- Started a licensing system upgrade of existing COBOL application
- Comparative analysis of economic distress indicators
- Started second half of Cook Inlet Set Gillnet Optimum Numbers study
- Improved upon existing Data Processing and Research reporting
- 3 published research reports

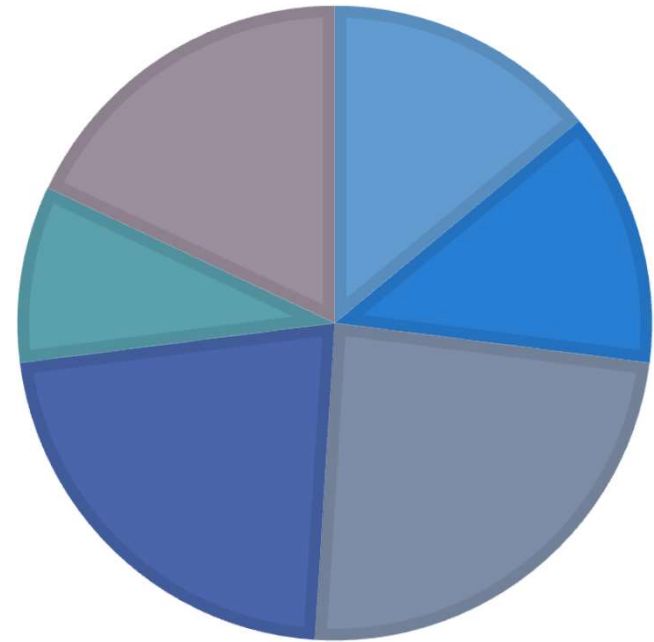


Commercial Fisheries Entry Commission

Fiscal Year 2021 Overview

Financial Information

- \$7.2 million in revenue generated
- \$3.17 million operating budget
- 85%+ personnel services



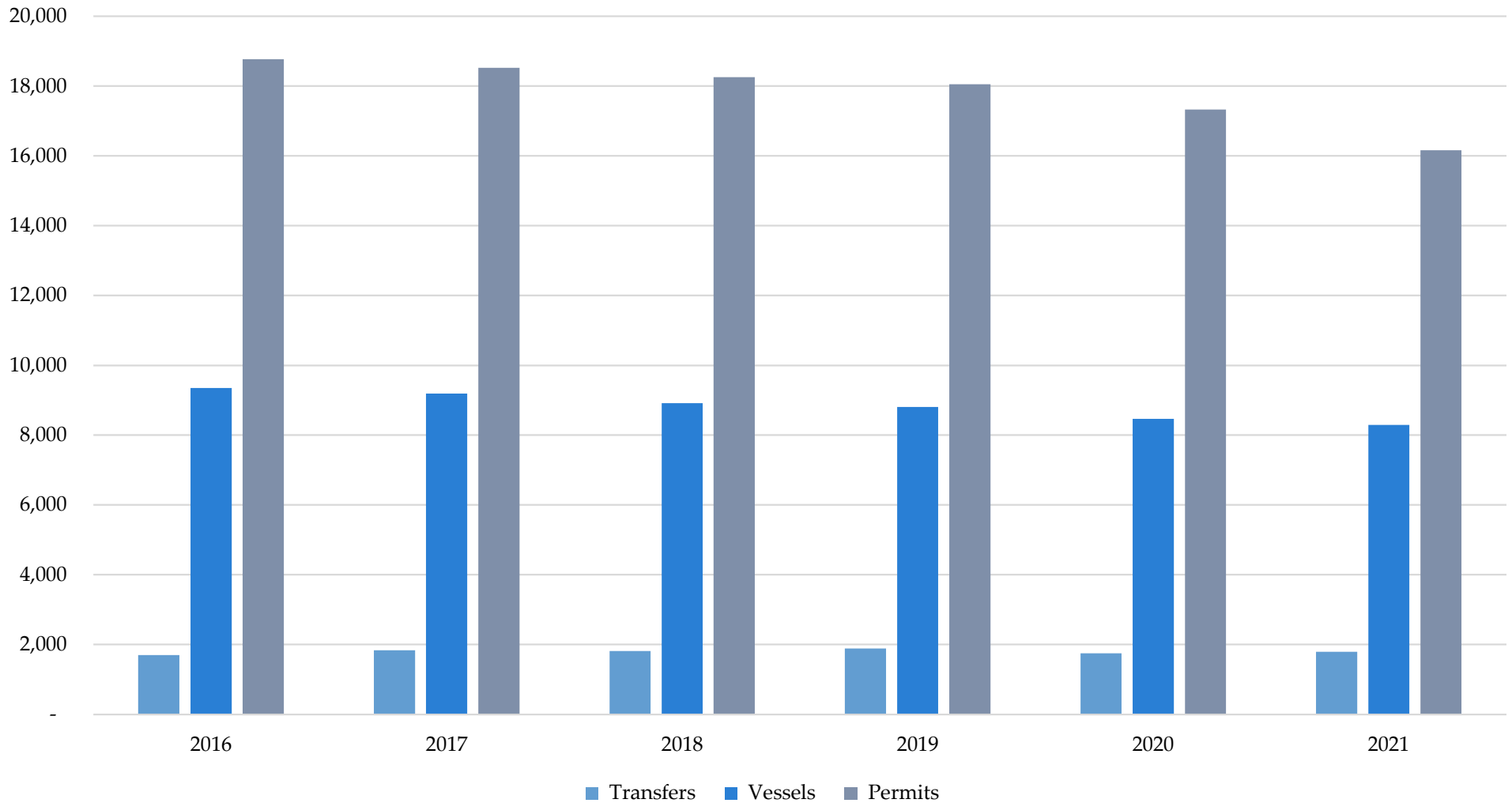
Fund Utilization

- \$3.24 million to CFEC operating budget
- \$5.15 million to Commercial Fisheries Division operating budget
- \$21,610 to Department of Commerce capital projects
- \$292,105 to Fisherman's Fund



Commercial Fisheries Entry Commission

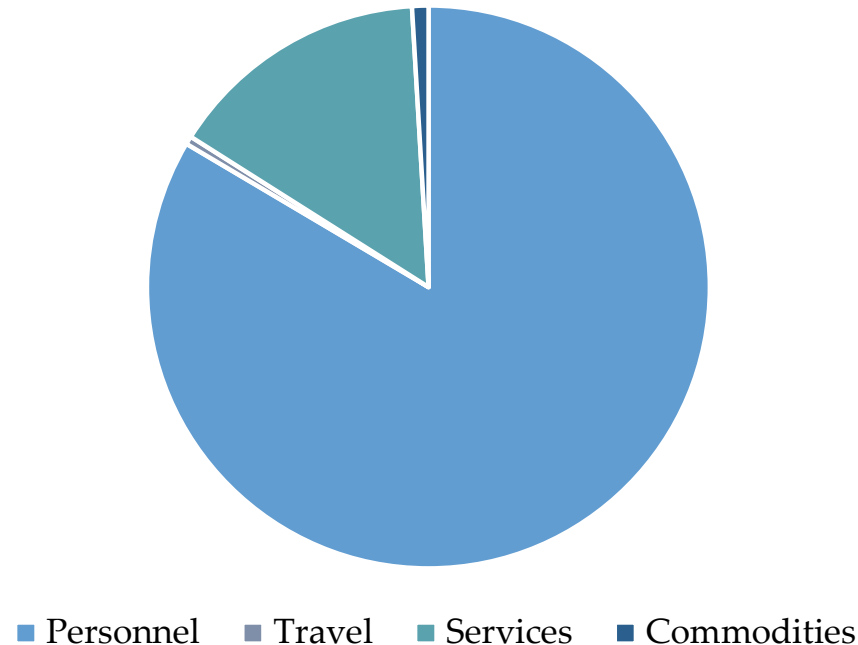
CFEC Permit Transfers, Vessel Licenses, and Fishing Permits
by Calendar Year





Commercial Fisheries Entry Commission

FY2023 Governor Budget By Line Item

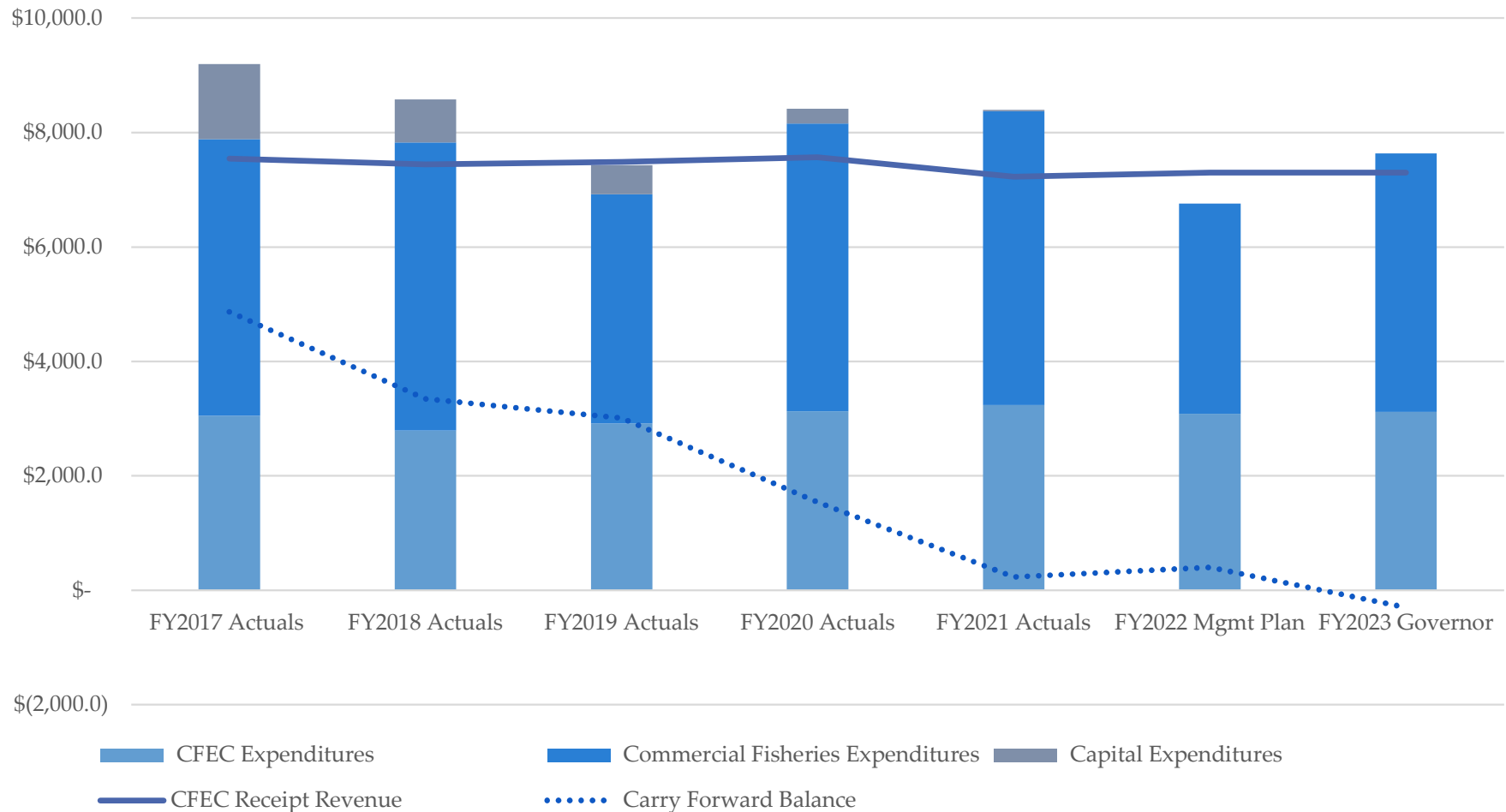


(numbers in thousands)	FY2017 Actuals	FY2018 Actuals	FY2019 Actuals	FY2020 Actuals	FY2021 Actuals	FY2022 Mgmt Plan	FY2023 Governor
Personnel	2,504.1	2,202.5	2,304.2	2,541.9	2,660.1	2,762.9	2,683.9
Travel	2.7	5.4	2.2	7.0	5.9	17.3	15.0
Services	535.8	512.7	541.9	537.7	521.2	363.3	485.0
Commodities	11.6	73.5	72.3	50.9	50.8	75.4	30.0
Total:	3,054.2	2,794.1	2,920.6	3,137.5	3,238.0	3,218.9	3,218.9



Commercial Fisheries Entry Commission

CFEC Receipts
FY2017 Actuals - FY2023 Governor
(\$ in thousands)



Questions?