

Inpatient Mental Health FY2023 Overview

House Health and Social Services
Finance Subcommittee

Thursday, January 27, 2022

Clinton Lasley, Deputy Commissioner
Sylvan Robb, Assistant Commissioner
Scott York, Chief Executive Officer
Tina Cochran, Chief Financial Officer



Alaska Psychiatric Institute

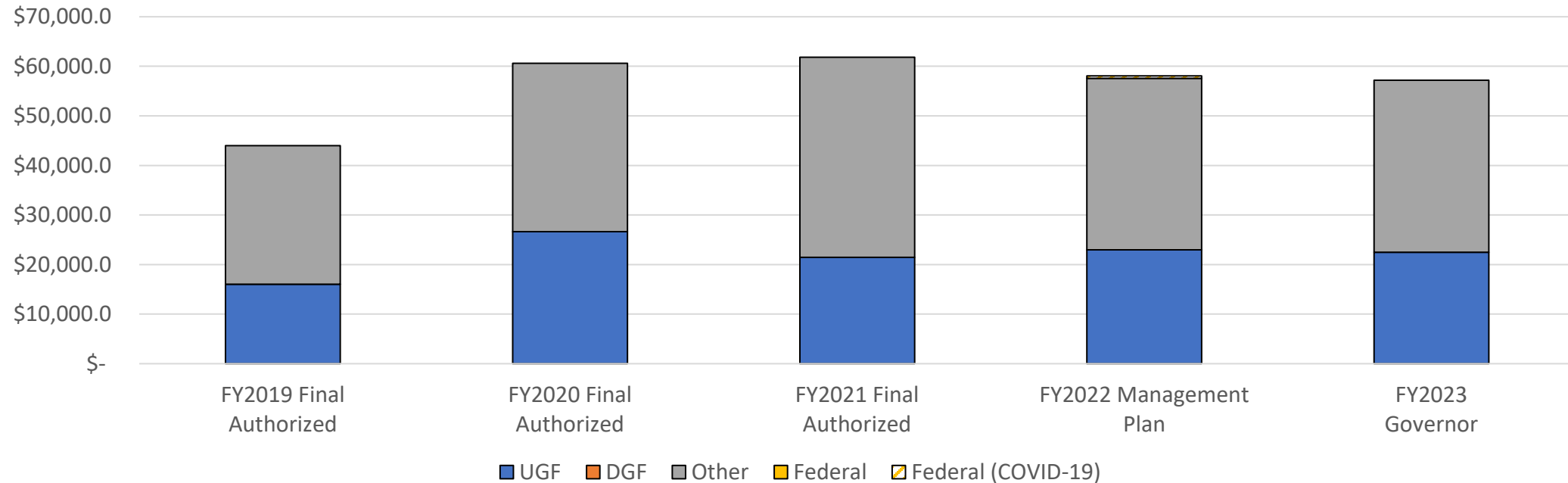


Alaska Psychiatric Institute (API) began serving Alaskans in 1962. API operates 5 inpatient units with a total of 80 licensed beds. Current services delivered include acute adult inpatient, forensic restoration, and long-term care for adults with complex discharge challenges.

Vision

Excellent experiences for patients, families, community supports, students, and staff with quality treatment and best practices in mental health care.

Alaska Psychiatric Institute Operating Budget Comparison FY2019-FY2023 (in thousands)



	FY2019 Final Authorized	FY2020 Final Authorized	FY2021 Final Authorized	FY2022 Management Plan	FY2023 Governor	Difference FY2019 and FY2023
UGF	\$ 16,049.4	\$ 26,655.9	\$ 21,439.7	\$ 22,953.0	\$ 22,465.4	\$ 6,416.0
DGF	\$ -	\$ -	\$ -	\$ -	\$ -	\$ -
Other	\$ 27,949.9	\$ 33,966.5	\$ 40,393.8	\$ 34,602.6	\$ 34,721.2	\$ 6,771.3
Federal	\$ -	\$ -	\$ -	\$ -	\$ -	\$ -
Federal (COVID-19)	\$ -	\$ -	\$ -	\$ 501.6	\$ -	\$ -
Total	\$ 43,999.3	\$ 60,622.4	\$ 61,833.5	\$ 58,057.2	\$ 57,186.6	\$ 13,187.3



“Other” Funding Source

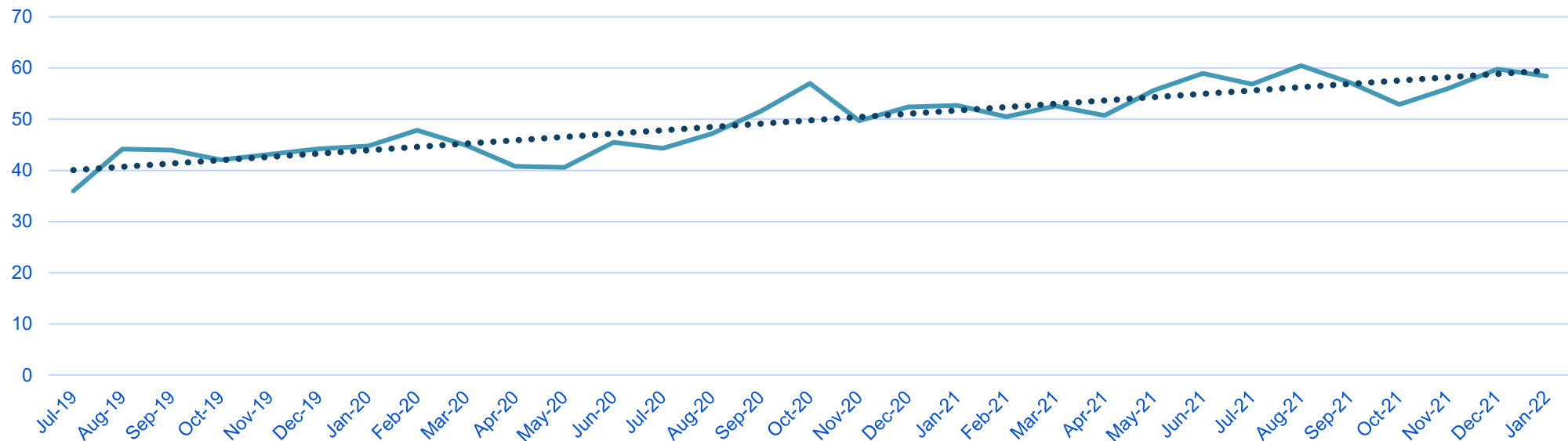
Other

- Interagency Receipts
 - Medicaid
 - Disproportionate Share Hospital (DSH)
 - Reimbursable Agreements with Other State Agencies
 - i.e. Behavioral Health Complex Placement, Public Health Preparedness Grant
- Statutory Designated Program Receipts
 - Medicare
 - Veterans Affairs
 - Third Party Insurance Companies
 - Patient Self Pay

Alaska Psychiatric Institute: Census

	FY2020	FY2021	FY2022*
Admissions	531	796	426
Discharges	556	784	431
**Average Daily Census (ADC)	43	52	57

Average Monthly Census FY2020 through FY2022*



* FY2022 through 01/20/22

** Average daily census is an average for the fiscal year
Current capacity is 67 as of January 20, 2022

Alaska Psychiatric Institute: Waitlist

	FY2020	FY2021	FY2022*
Average Number on Adult Civil Waitlist	7.10	8.60	10.26
Average Days on Adult Civil Waitlist	2.50	2.90	3.11
Average Number on Adolescent Civil Waitlist	N/A	N/A	3.10
Average Days on Adolescent Civil Waitlist	N/A	N/A	10.35
Average Number on Forensic Waitlist	27	25	38
Average Days on Forensic Waitlist	165	137	173

- Civil waitlist is adult and adolescent civil respondents that have been ordered to API for Title 47 health and safety evaluation but have not yet been admitted.
- Forensic waitlist is adult criminal defendants that have been ordered to API for Title 12 restoration, restoring their ability to understand and participate in their criminal trial but have not yet been admitted.

*Data as of January 20, 2022

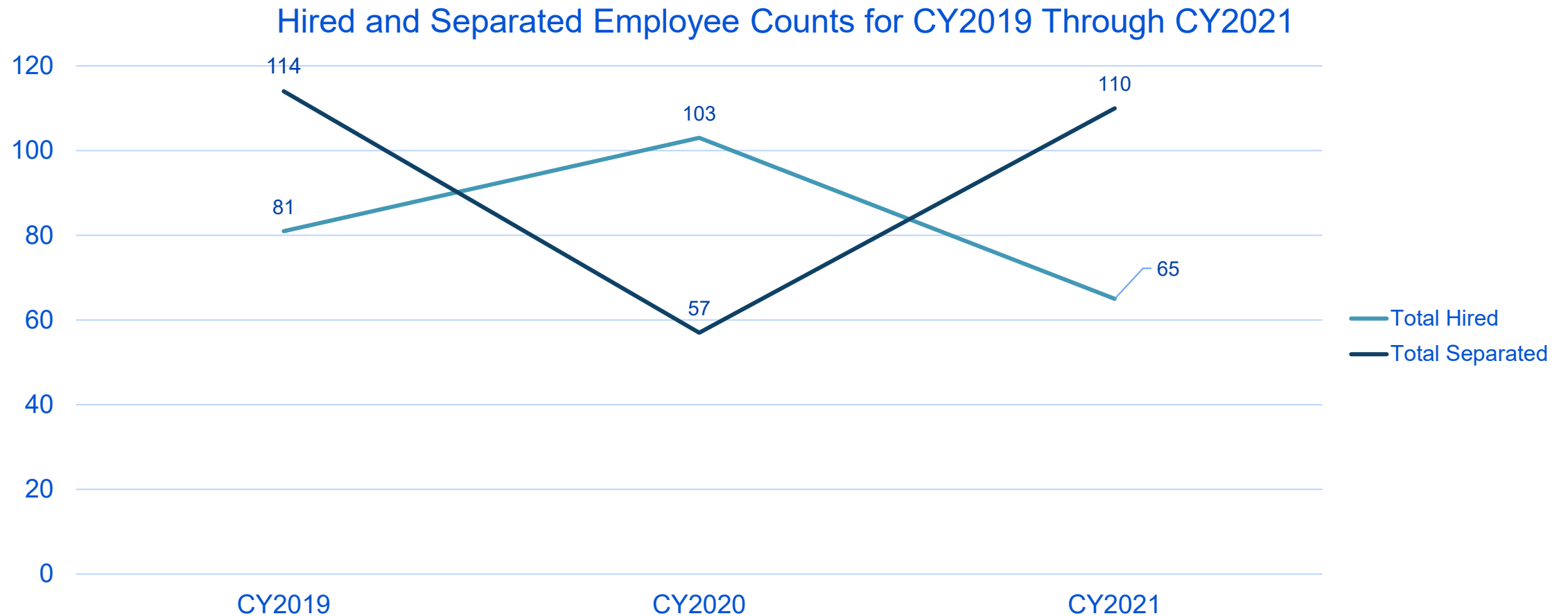


Alaska Psychiatric Institute: Teamwork

- As of FY2020 API has maintained its core leadership
- Key positions hired at the end of FY2021
 - Medical Director – March 2021
 - Director of Clinical Services – March 2021
- Expanded clinical programming by filling vacancies and key positions
 - Chilkat adolescent unit opened May 2021
 - Expanded hours for clinicians to include more evening and weekend treatment
 - Updated and improved risk assessment services hospital wide
 - Assigned a social worker to assist in complex discharges



Alaska Psychiatric Institute: Workforce





Workplace Safety

- Established a Workplace Violence Reduction Committee
 - Goal is to reduce incidents of harm and days away from work.
- Procured and implemented a violence risk assessment tool as a predictor of a patient tendency towards violence.
 - Staff attended training by the developer.
- Established monthly verbal and physical de-escalation skill development for patient facing staff
 - Scenario based practice
- Implemented expert review of actual incidents to provide feedback and coaching
- Implemented a process for routine access for peer support after incidents
 - Critical Incident debriefing is an evidence-based peer support team who are trained in helping individuals process feelings after a critical incident



Alaska Psychiatric Institute: Regulatory Compliance

FY2022 Three Surveys Fiscal Year-to-Date

Regulatory Findings – 9 Citations

CMS Citations Included:

- Nursing
- Quality and Performance Improvement
- Ligature Risks

Citation Resolution:

- 12/2021 API Plan of Correction Completed

FY2021 Two Surveys

Regulatory Findings – 1 Citation

8/2020 OSHA – Unsubstantiated

11/2020 CMS – Infection Control

Citation Resolution:

- API Plan of Correction Accepted

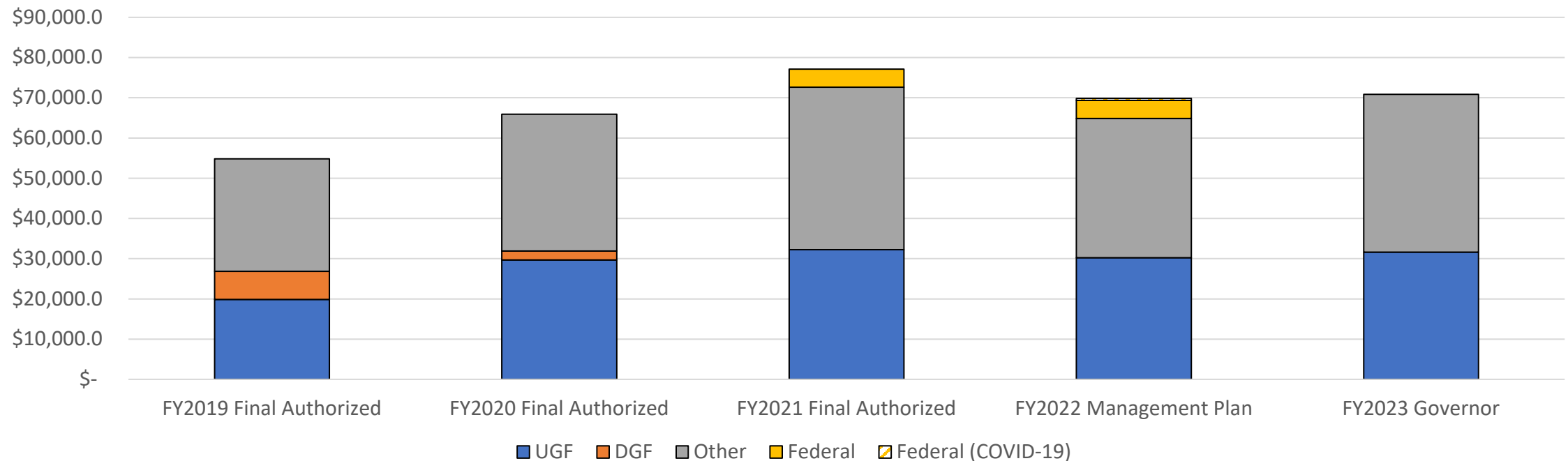


Alaska Psychiatric Institute – Future Vision

- Continue to increase to full capacity of 80 beds
- Establish an outpatient competency restoration pilot program
- Work with Dept of Correction to explore the development of a jail-based competency restoration program
- Re-establish API as a teaching hospital for:
 - Medical residents of University of Washington
 - Psychology and Social Work at UAA

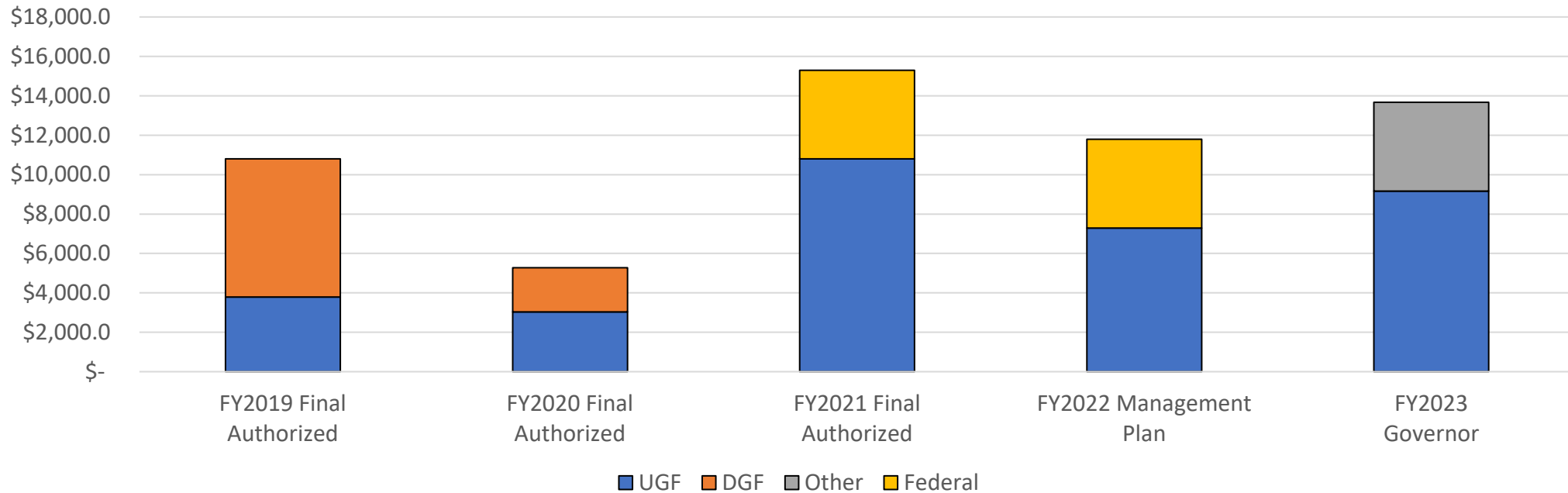
Inpatient Mental Health Operating Budget Comparison FY2019-FY2023

(in thousands) *Includes Designated Evaluation and Treatment (DET) and Alaska Psychiatric Institute (API)



	FY2019 Final Authorized	FY2020 Final Authorized	FY2021 Final Authorized	FY2022 Management Plan	FY2023 Governor	Difference FY2019 and FY2023
UGF	\$ 19,844.2	\$ 29,695.7	\$ 32,237.5	\$ 30,247.8	\$ 31,635.2	\$ 11,791.0
DGF	\$ 7,000.0	\$ 2,234.5	\$ -	\$ -	\$ -	\$ (7,000.0)
Other	\$ 27,949.9	\$ 33,966.5	\$ 40,393.8	\$ 34,602.6	\$ 39,221.2	\$ 11,271.3
Federal	\$ -	\$ -	\$ 4,500.0	\$ 4,500.0	\$ -	\$ -
Federal (COVID-19)	\$ -	\$ -	\$ -	\$ 501.6	\$ -	\$ -
Total	\$ 54,794.1	\$ 65,896.7	\$ 77,131.3	\$ 69,852.0	\$ 70,856.4	\$ 16,062.3

Designated Evaluation and Treatment Operating Budget Comparison FY2019-FY2023 (in thousands)



	FY2019 Final Authorized	FY2020 Final Authorized	FY2021 Final Authorized	FY2022 Management Plan	FY2023 Governor	Difference FY2019 and FY2023
UGF	\$ 3,794.8	\$ 3,039.8	\$ 10,797.8	\$ 7,294.8	\$ 9,169.8	\$ 5,375.0
DGF	\$ 7,000.0	\$ 2,234.5	\$ -	\$ -	\$ -	\$ (7,000.0)
Other	\$ -	\$ -	\$ -	\$ -	\$ 4,500.0	\$ 4,500.0
Federal	\$ -	\$ -	\$ 4,500.0	\$ 4,500.0	\$ -	\$ -
Total	\$ 10,794.8	\$ 5,274.3	\$ 15,297.8	\$ 11,794.8	\$ 13,669.8	\$ 2,875.0



“Other” Funding Source

Other

- Interagency Receipts
 - Reimbursable Service Agreement with Medicaid for federal portion of Disproportionate Share Hospital (DSH)



Designated Evaluation and Treatment

DETs require psychiatric and inpatient hospital services.

There are three criteria for admission into a DET facility:

1. An individual has been determined to be mentally ill (as defined in AS 47.30.915), and
2. An individual presents a likelihood of serious harm to self or others, or is psychologically gravely disabled (as defined in AS 47.30.915), and
3. An individual cannot be treated in a lesser restrictive environment.

In addition to the state psychiatric hospital, the Alaska Psychiatric Institute (API), there are currently three DETs in Alaska:

1. Bartlett Regional Hospital – 12 beds
2. Fairbanks Memorial Hospital – 20 beds
3. Mat-Su Regional Medical Center – 16 beds



Alaska Psychiatric Institute

Thank you

- Scott York, CEO Alaska Psychiatric Institute
 - Scott.York@Alaska.gov
- Tina Cochran, CFO Alaska Psychiatric Institute
 - Tina.Cochran@Alaska.gov