



**Alaska Department of Transportation &
Public Facilities**

STATEWIDE TRANSPORTATION IMPROVEMENT PROGRAM & IIJA OVERVIEW

James Marks, Director of Program Development & Planning



Agenda

☐ **Statewide Transportation Improvement Program (STIP)**

- ☐ Federal & State Rules & Regulations
- ☐ STIP Composition
- ☐ Project Development Process

☐ **Federal Aid Highways Program (FAHP)**

- ☐ FAHP Characteristics, Roles & Responsibilities
- ☐ Lifecycle of FAHP Funding
- ☐ Infrastructure Investment & Jobs Act (IIJA)

☐ **The Year Ahead**

- ☐ Significant Outreach & Coordination
- ☐ Electronic STIP (eSTIP)
- ☐ Performance-Based Planning & Programming

Statewide Transportation Improvement Plan (STIP)

- The STIP is 4-year program required in federal regulations, (*23 USC 135 & 23 CFR 450*) & (*17 AAC 05.155*)
- The STIP lists federally funded surface transportation projects in the State
 - must be fiscally constrained
 - must be a public process
 - is approved by FHWA & FTA
- Failure to comply, jeopardize federal funding in Alaska
- State regulations distribute funding and define State programs, notably:
 - National Highway System (NHS)
 - Alaska Highway System (AHS)
 - Community Transportation Program (CTP)
 - Trails and Recreational Access for Alaskans (TRAAK)
- The State maintains a 10+ Year Extended STIP



STIP Composition

STATE PROGRAMS

Preservation

Maintenance

Bridges

Culverts

Safety

Transit, Rail & Freight

Information Systems

~25%

CAPITAL IMPROVEMENT PROGRAMS

National Highways System (NHS)

Alaska Highway System (AHS)

Alaska Marine Highway System (AMHS)

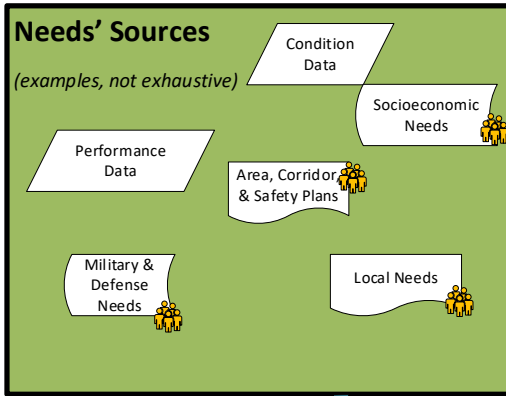
Community Transportation Program (CTP)

Transportation Alternatives Program (TAP)

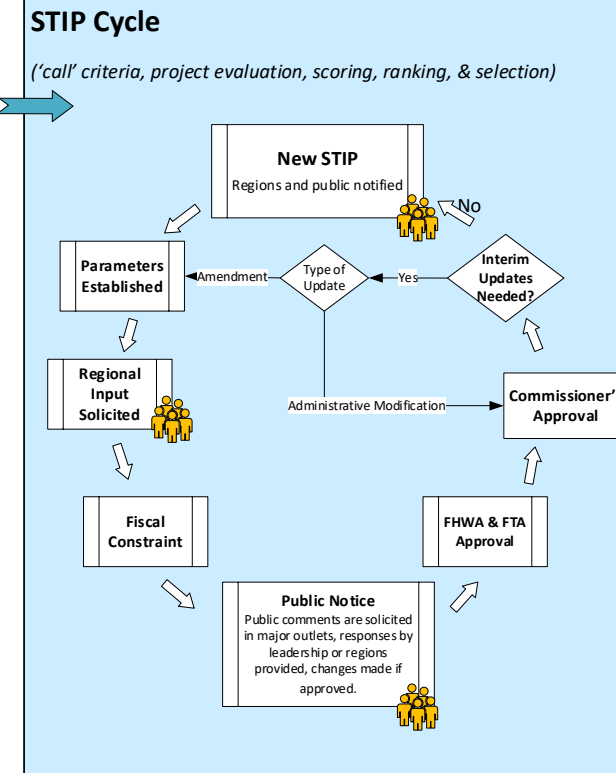
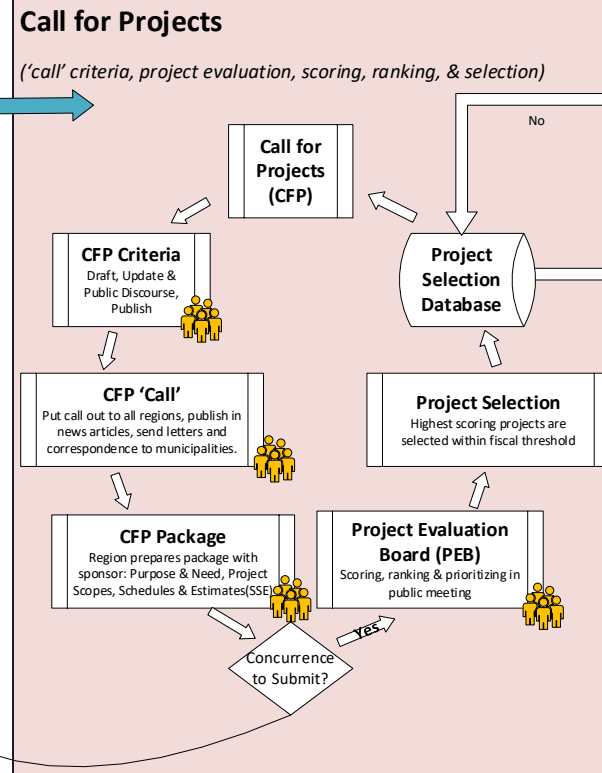
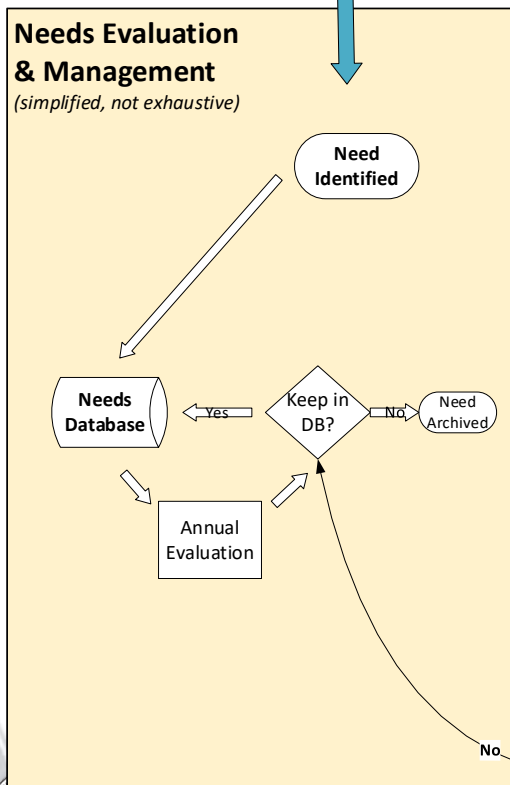
~75%

The STIP Process

The simplified, but not exhaustive steps in project development



Represents times when the public is notified, solicited, or otherwise involved in the development process



Federal-Aid Highways Program (FAHP)

- **Characteristics**

- Federally-Assisted, State-Administered
- Funding tied to specific systems and programs
- States or local agencies pay for maintenance and match

- **Federal Highway Administration (FHWA) Role**

- Establish national highway policy, regulations, guidance, standards
- Review and approve state proposals
- Distribute funds and pay States

- **State and Local Role**

- Project conception, planning, design
- Construction of projects
- Maintenance & operation of highways

Steps to FAHP Funding: 4 A's and 2 O's

Authorization
Appropriation

Legislative actions

(United States Congress)

Apportionment
Allocation

Distribution of funding

(US DOT, Federal Highways Administration)

Obligation
Outlay

Commitment and expenditure

Infrastructure Investment & Jobs Act (IIJA)

Authorization

Appropriation

Apportionment

Allocation

Obligation

Outlay

- ☐ 5 Year Transportation Authorization
- ☐ Around \$550 B in new Federal infrastructure investment, including largest investments ever in:
 - ☐ public transit
 - ☐ dedicated bridge
 - ☐ clean water
 - ☐ clean energy
 - ☐ electric vehicle infrastructure
- ☐ ~\$664M for Alaska in Apportionment
- ☐ Significant # of Discretionary Grants

Infrastructure Investment & Jobs Act (IIJA)

Authorization

Appropriation

Apportionment

Allocation

Obligation

Outlay

- ☐ FFY22 Federal Appropriations have not occurred
- ☐ Operating under a Continuing Resolution
- ☐ Rule-making still underway for new programs, such as:
 - ☐ Expanded Eligibility for STBG, HSIP, etc.
 - ☐ EV Charging Infrastructure
 - ☐ Carbon Reduction program
 - ☐ PROTECT formula and grants
 - ☐ Ferry Capital and Operating grants

Federal-Aid Highway Apportionments

Authorization
Appropriation

Apportionment
Allocation

Obligation
Outlay

- **NHPP**

- National Highways Performance Program (~58%)

- **STBG**

- Surface Transportation Block Grants (~27%)

- **HSIP**

- Highway Safety Improvement Program (~6%)

- **CMAQ**

- Congestion Mitigation & Air Quality (~5%)

- **NHFP**

- National Highways Freight Program (~3%)

- **MPO PL**

- Metropolitan Planning Organization Planning (~1%)

Statutory Apportionment Formula

Federal Fiscal Year 2022

Step 1.

Set lump sum for all apportioned programs & States



52.5B Nation-Wide

Step 2.

Calculate State's total



664.3M for Alaska

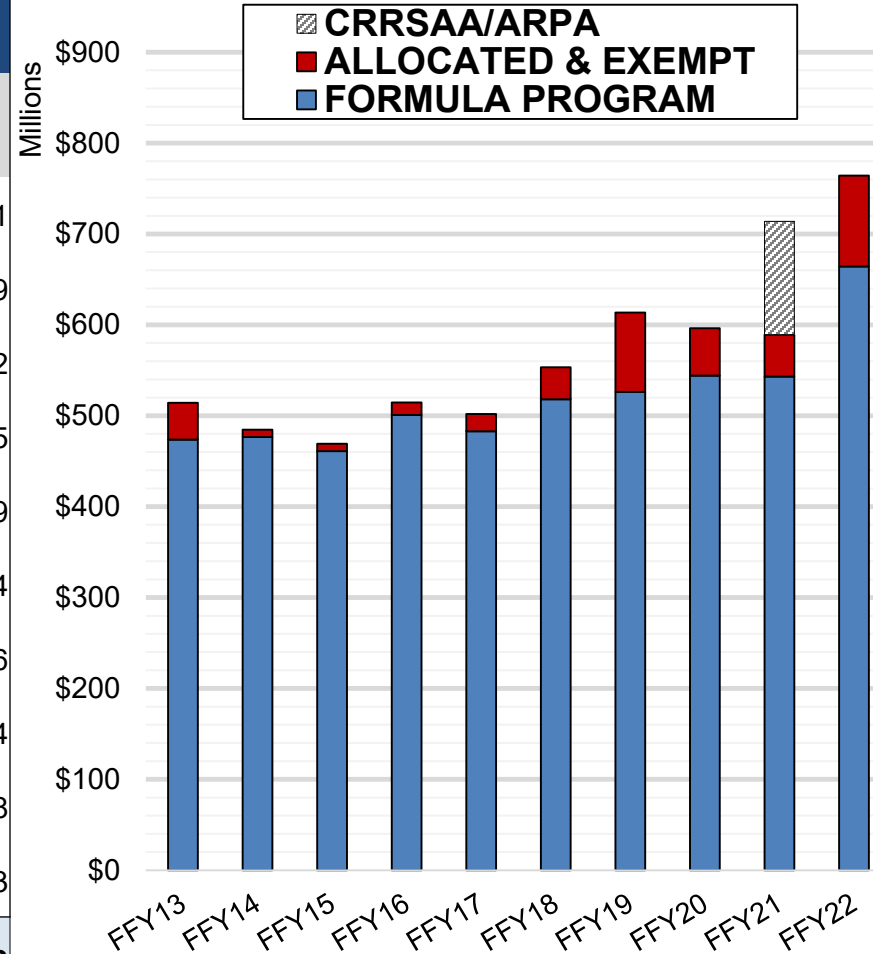
Step 3.

Distribute among State's apportioned programs

\$ million for AK	
NHFP	17.4
CMAQ	30.0
MPO PL	3.0
NHPP	362.7
STBG	176.5
RHC	1.2
Carbon R.	15.7
PROTECT	17.9
HSIP	39.9
664.3	

Alaska Apportionments, Over Time

	APPORTIONED	ALLOCATED	RELIEF FUNDING*	TOTAL
<i>Program Examples</i>	<i>NHPP, STP, HSIP, CMAQ, NHFP, & MPO PL</i>	<i>HIP, Bridge, Earmarks, Ferries, Emergency Relief etc.</i>	<i>ARPA, CRRSAA, etc.</i>	
FFY13	\$473.9	\$40.2		\$514.1
FFY14	\$476.8	\$8.1		\$484.9
FFY15	\$461.2	\$8.0		\$469.2
FFY16	\$500.9	\$13.6		\$514.5
FFY17	\$483.1	\$18.8		\$501.9
FFY18	\$518.1	\$35.3		\$553.4
FFY19	\$526.3	\$87.3		\$613.6
FFY20	\$544.4	\$52.0		\$596.4
FFY21	\$543.0	\$46.4	\$124.4*	\$713.8
FFY22	\$664.3	\$100.0**		\$764.3
10 Year Total	\$5,191.9	\$410.0	\$124.4	\$5,726.3
<i>Run-Rate</i>	\$519.2	\$41.0	\$12.4	\$572.6

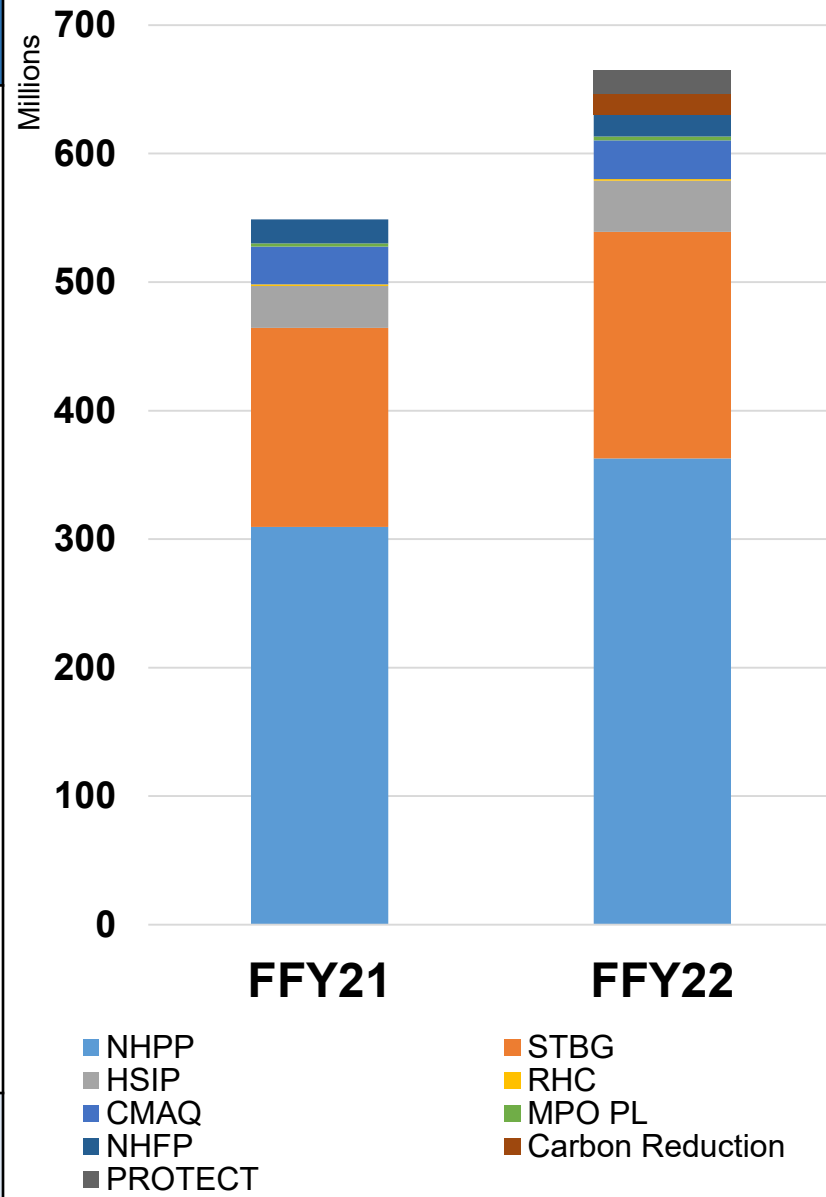


*This is not all-inclusive of relief funding from other sources, e.g. transit

**Estimated place-holder for other allocated & exempt funds, e.g. Bridge, Ferry, Emergency Relief

FAHP Apportionment, FFY21 v. FFY22

	FFY21	FFY22	Δ	Δ %	% of Total
NHPP	309.5	362.7	53.2	17.2%	54.6%
STBG	154.9	176.5	21.6	13.9%	26.6%
HSIP	32.6	39.9	7.3	22.2%	6.0%
RHC	1.2	1.2	0.0	0.0%	0.2%
CMAQ	29.3	30.0	0.7	2.2%	4.5%
MPO PL	2.4	3.0	0.6	23.1%	0.5%
NHFP	18.9	17.4	-1.5	-8.0%	2.6%
Carbon Reduction	0	15.7	15.7		2.4%
PROTECT	0	17.9	17.9		2.7%
Total	555.8	664.3	108.4	19.5%	





STBG in IIJA

☐ Most Flexible FAHP Funds

☐ New Eligibilities, including but not limited to:

- ☐ Wildlife-vehicle Collision Mitigation & Remediation
- ☐ EV Charging Infrastructure
- ☐ Rural Barge Landing, Dock, Waterfront Infrastructure
- ☐ Travel & Tourism Enhancement

☐ Limited New Money

- ☐ STBG Increase from FFY21 – FFY22 ~13.9%
- ☐ Inflation from Jan. 2021 to Jan. 2022 is 7.0%

FAHP Allocations

A_uthorization
A_ppropriation

A_pportionment
A_llocation

O_bligation
O_utlay

- ☐ Highway Infrastructure Program
- ☐ Ferry Boat Funds
- ☐ Discretionary Grants
- ☐ Earmarks
- ☐ Emergency Relief

**Awaiting Appropriation Bill to see:
What Else?**

“Obligation Limit” (Ob Limit) functions like “Catch Limit”

“Apportionment” are the fish in the ocean!

Alaska
Catch
Limit

9

Authorization

Appropriation

Apportionment

Allocation

Obligation

Outlay

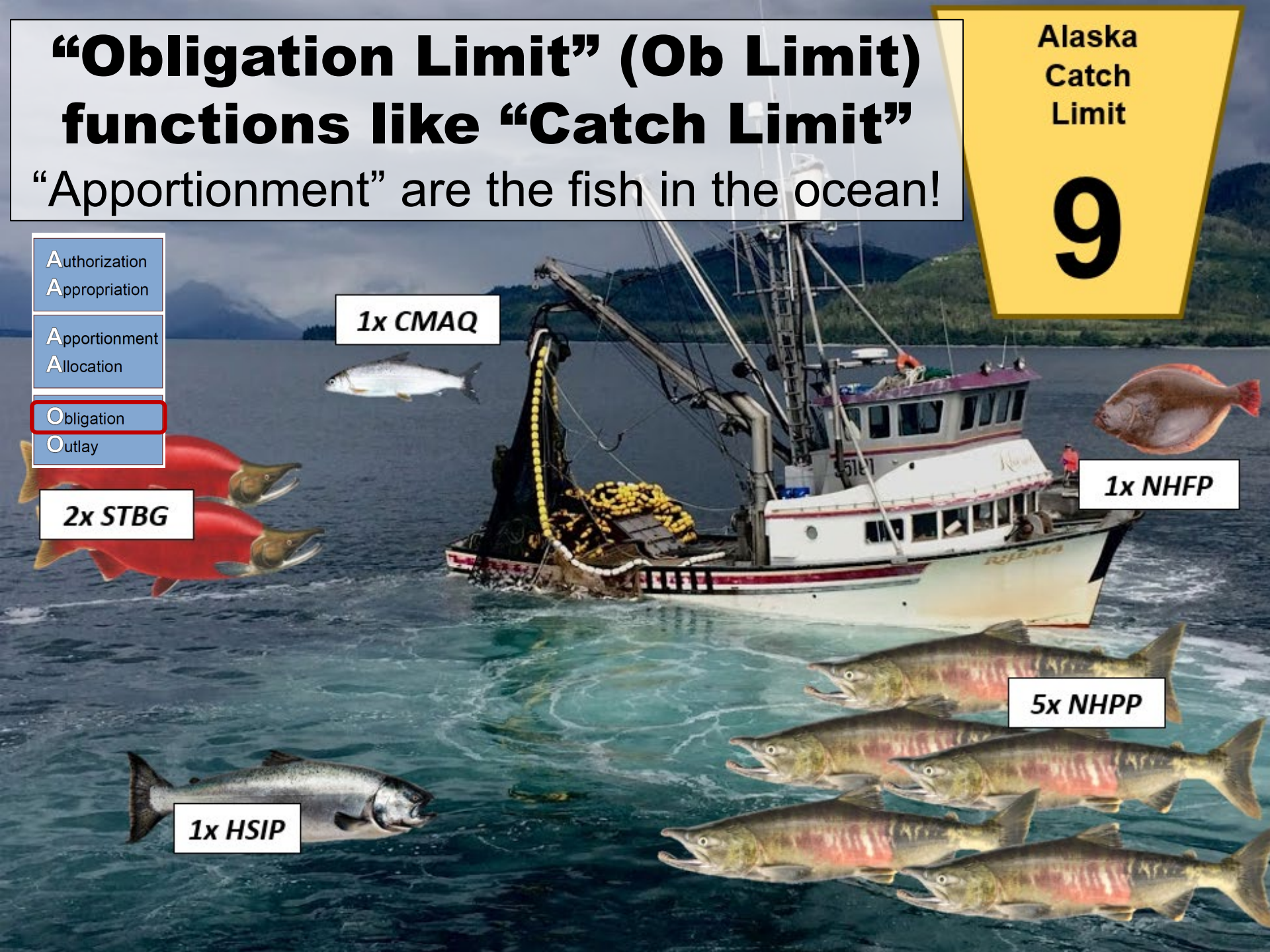
1x CMAQ

2x STBG

1x NHFP

5x NHPP

1x HSIP





The Year Ahead...

- ☐ **Significant Outreach, Coordination & Collaboration**
- ☐ **Survey of Alaska, Phase II**
- ☐ **Call for Projects**
- ☐ **Next STIP 2022-2025**
- ☐ **Electronic STIP (eSTIP)**

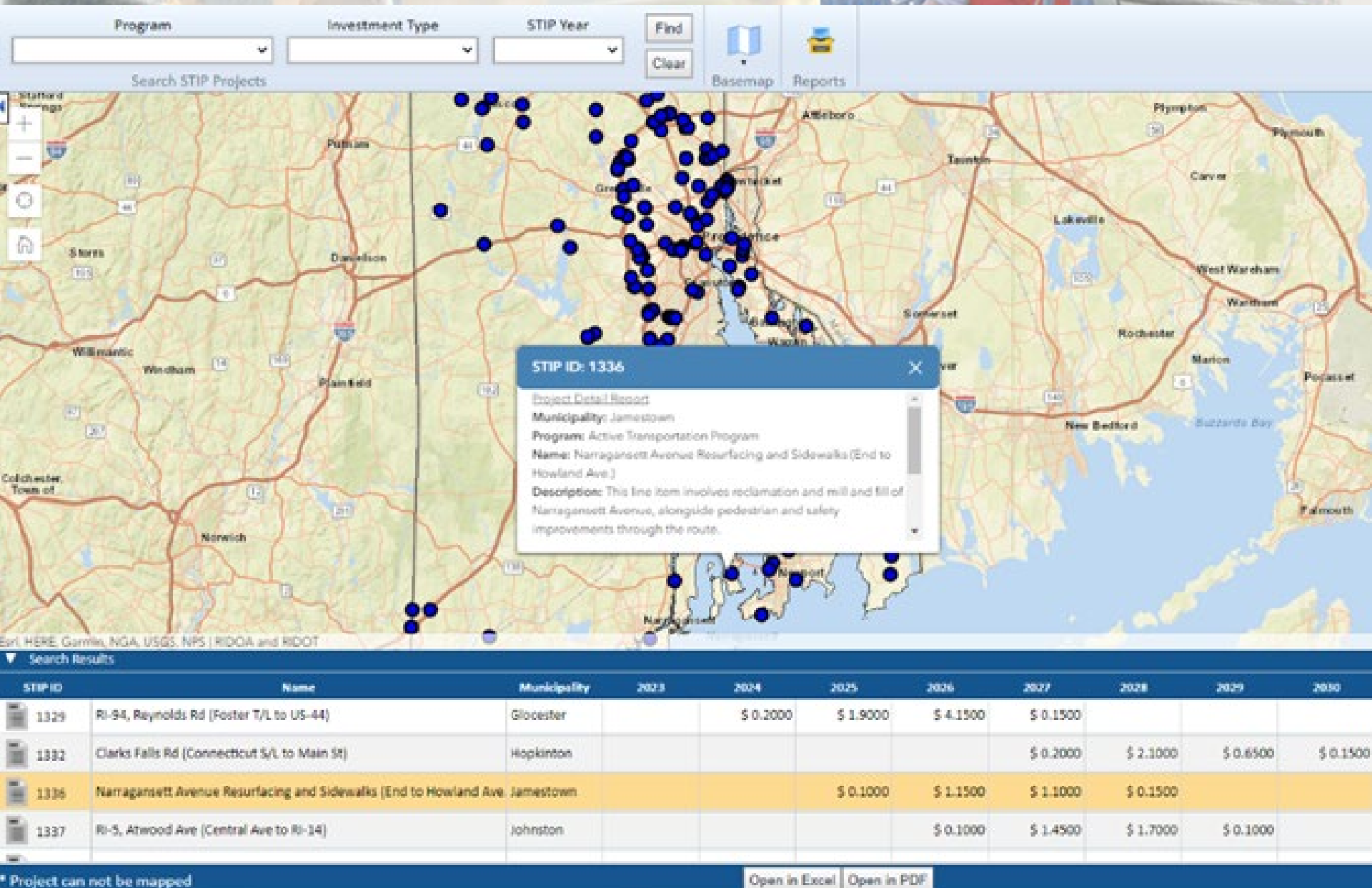
eSTIP: Efficiency & Effectiveness

- ❑ Automation of functions and tasks
- ❑ Reporting & analytics
- ❑ Integrating with DOT and FHWA Systems

The screenshot displays the eSTIP Manager software interface. The top navigation bar includes 'Map', 'Manage', 'Reports', and 'System Admin'. The left sidebar lists various map features like Mile Point, Intersection, Calibration Point, Redline, Project, Traffic Station, Bridge, NHS, Functional Class, Facility Type, Routes, and MassDOT Highway Districts. The main window is titled 'Budget' and 'Manage - Budget - Fiscal Constraints'. It shows a table with columns for Funding Category, Anticipated Net Apportionments of Federal Funds, Estimated Carryover Balance, Anticipated Transfer of Funds, Total Funds Available (10/1) Subject to Obligation, Programmed Obligations, Estimated Balance Remaining, Actual Obligations, and Actual Balance Remaining. The table lists various funding categories such as National Highway Performance, National Highway Freight Program, STBG (FLEX), STBG (NON-FLEX), Bridge-Off System, Recreational Trails, TAP (FLEX), and TAP (NON-FLEX), along with their respective funding amounts. The bottom of the screen includes buttons for 'Add New', 'Save Changes', 'Discard Changes', 'Print', and 'View in Excel'.

FUNDING CATEGORY	ANTICIPATED NET APPORTIONMENTS OF FEDERAL FUNDS	ESTIMATED CARRYOVER BALANCE	ANTICIPATED TRANSFER OF FUNDS	TOTAL FUNDS AVAILABLE (10/1) SUBJECT TO OBLIGATION	PROGRAMMED OBLIGATIONS	ESTIMATED BALANCE REMAINING	ACTUAL OBLIGATIONS	ACTUAL BALANCE REMAINING
National Highway Performance	\$330,408,738	\$2,052,831	\$-19,000,000	\$313,461,569	\$524,999	\$312,936,570	\$13,000	\$313,448,569
National Highway Freight Program	\$20,183,090	\$11,240,671	\$-10,000,000	\$21,423,761	\$595,455	\$20,828,306	\$160,000	\$21,263,761
STBG (FLEX)	\$44,510,150	\$7,561,590	\$1,500,000	\$53,571,740	\$34,000	\$53,537,740	\$0	\$53,571,740
STBG (NON-FLEX)	\$85,656,899	\$13,634,407	\$0	\$99,291,306	\$0	\$99,291,306	\$0	\$99,291,306
Boston Urban Area	\$53,475,919	\$12,912	\$0	\$53,488,831	\$0	\$53,488,831	\$0	\$53,488,831
Barnstable Urban Area	\$3,227,295	\$4,642,512	\$0	\$7,869,807	\$0	\$7,869,807	\$0	\$7,869,807
Springfield Chicopee Holyoke	\$6,954,313	\$1,430,932	\$0	\$8,385,245	\$0	\$8,385,245	\$0	\$8,385,245
Worcester Urban Area	\$5,933,869	\$0	\$0	\$5,933,869	\$0	\$5,933,869	\$0	\$5,933,869
Providence Pawtucket	\$3,404,963	\$7,040,962	\$0	\$10,445,925	\$0	\$10,445,925	\$0	\$10,445,925
Other Areas (Rural & Small Urban)	\$12,660,540	\$507,089	\$0	\$13,167,629	\$0	\$13,167,629	\$0	\$13,167,629
Bridge-Off System	\$28,456,838	\$68,434,615	\$0	\$96,891,453	\$40,000	\$96,851,453	\$10,000	\$96,881,453
Recreational Trails	\$1,186,729	\$1,320,913	\$0	\$2,507,642	\$258,333	\$2,249,309	\$0	\$2,507,642
TAP (FLEX)	\$5,483,782	\$3,736,092	\$0	\$9,219,874	\$0	\$9,219,874	\$8,000	\$9,211,874
TAP (NON-FLEX)	\$5,483,783	\$3,606,808	\$0	\$9,090,591	\$0	\$9,090,591	\$5,000	\$9,085,591
Boston Urban Area	\$3,423,546	\$0	\$0	\$3,423,546	\$0	\$3,423,546	\$5,000	\$3,418,546
Barnstable Urban Area	\$206,613	\$473,882	\$0	\$680,495	\$0	\$680,495	\$0	\$680,495
Springfield Chicopee Holyoke	\$445,217	\$0	\$0	\$445,217	\$0	\$445,217	\$0	\$445,217
FEDERAL AID TOTAL >	\$656,902,571	\$316,136,577	\$0	\$973,039,148	\$8,083,091	\$964,956,057	\$196,000	\$972,843,148
STATE MATCH FOR FEDERAL AID					\$1,552,273		\$21,100	
NON-FEDERAL AID + FEDERAL AID TOTAL					\$9,635,364		\$217,100	

eSTIP: Public Engagement & Involvement





Questions?

JAMES MARKS

Division Director

W. (907)465-6971

JAMES.MARKS@ALASKA.GOV

