

Division of Libraries, Archives and Museums

Alaska Department of Education & Early Development

Patience Frederiksen, Division Director

Lacey Sanders, Administrative Services Director



ALASKA STATE
LIBRARIES
ARCHIVES
& MUSEUMS

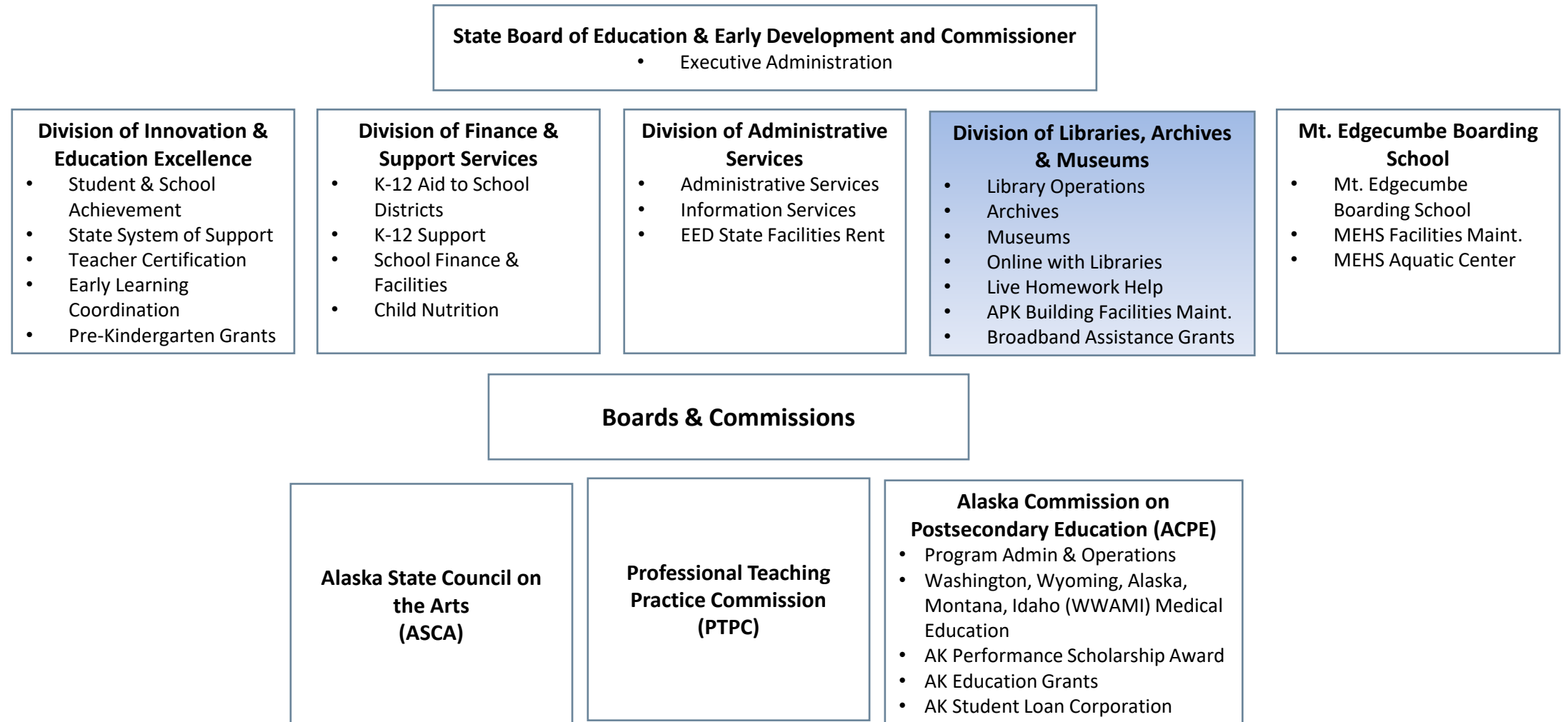


House Finance Subcommittee
January 26, 2022

AN EXCELLENT EDUCATION FOR EVERY STUDENT EVERY DAY



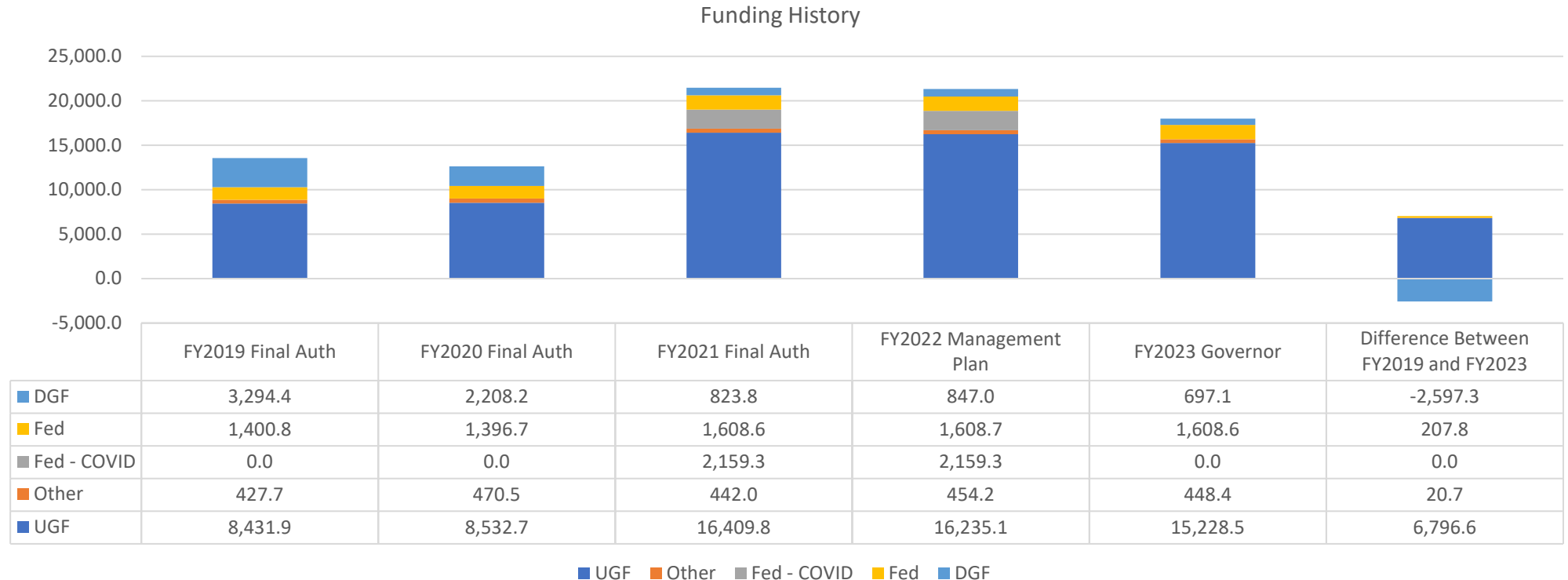
Budget Organizational Chart





Division of Libraries, Archives, and Museums

(\$ thousands)

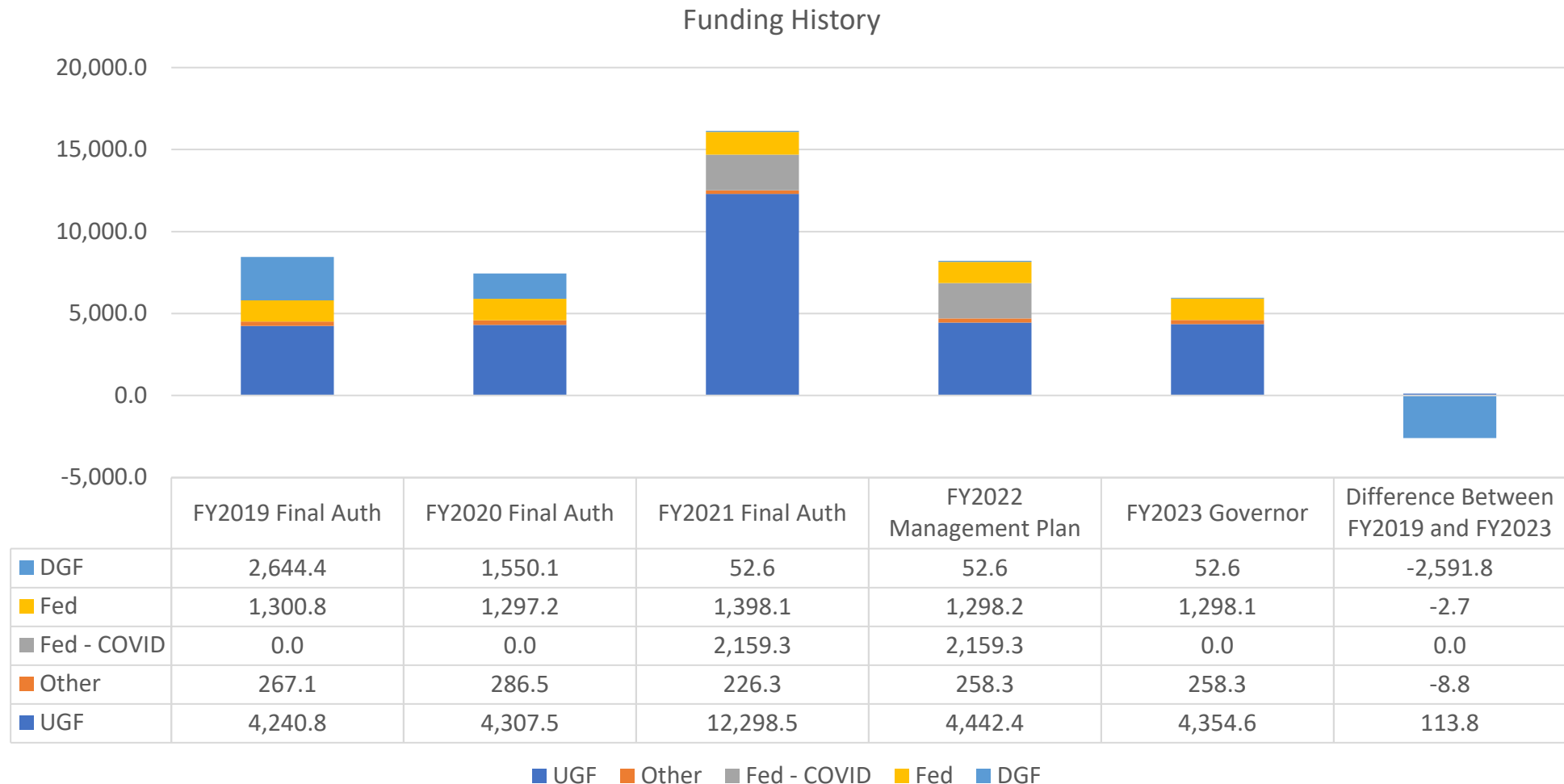


Component	UGF	DGF	Other	Fed	Grand Total
Library Operations	\$ 4,354.6	\$ 52.6	\$ 258.3	\$ 1,298.1	\$ 5,963.6
Archives	\$ 1,052.5	\$ 10.0	\$ 190.1	\$ 39.5	\$ 1,292.1
Museum Operations	\$ 1,145.7	\$ 534.5		\$ 271.0	\$ 1,951.2
Live Homework Help	\$ 138.2	\$ -			\$ 138.2
Online with Libraries (OWL)	\$ 474.5				\$ 474.5
APK Facilities Maintenance	\$ 1,265.1	\$ 100.0			\$ 1,365.1
Broadband Assistance Grants	\$ 6,797.9				\$ 6,797.9
Grand Total	\$ 15,228.5	\$ 697.1	\$ 448.4	\$ 1,608.6	\$ 17,982.6



Budget Component: Library Operations

(\$ thousands)





Budget Component: Library Operations

- › Provides access to information (Information Services)
- › Preserves the history of Alaska (Historical Collections)
- › Supports development of public and school libraries (Library Development)



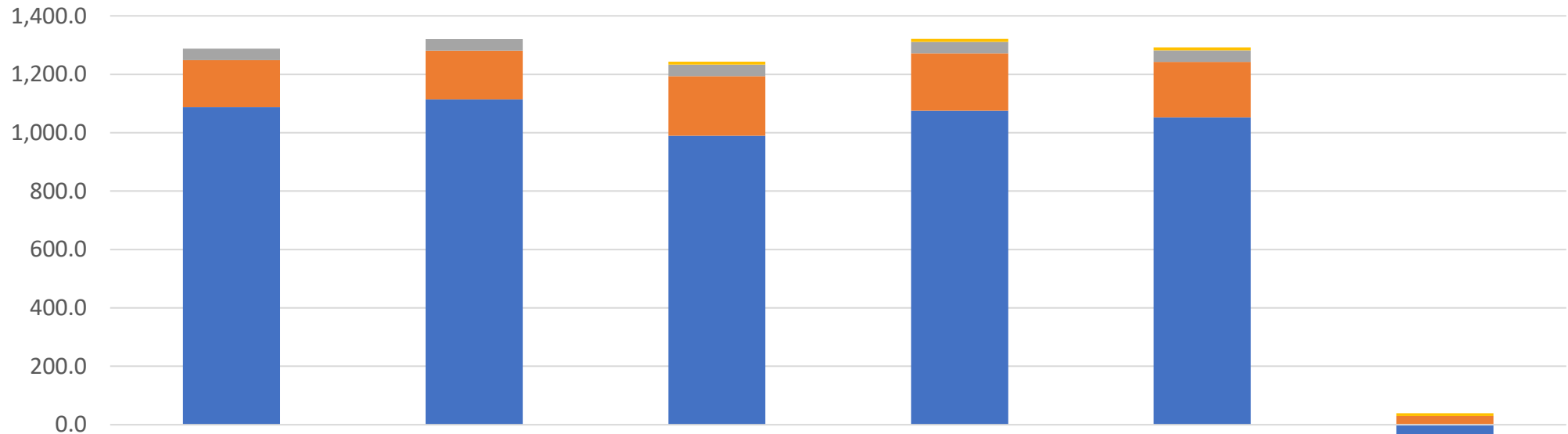
- › No FY2023 Governor's Budget Changes from FY2022



Budget Component: Archives

(\$ thousands)

Funding History



	FY2019 Final Auth	FY2020 Final Auth	FY2021 Final Auth	FY2022 Management Plan	FY2023 Governor	Difference Between FY2019 and FY2023
DGF	0.0	0.0	10.0	10.0	10.0	10.0
Fed	40.0	39.5	39.5	39.5	39.5	-0.5
Other	160.6	167.0	203.7	195.9	190.1	29.5
UGF	1,087.8	1,113.8	990.0	1,075.9	1,052.5	-35.3

UGF Other Fed DGF



Budget Component: Archives

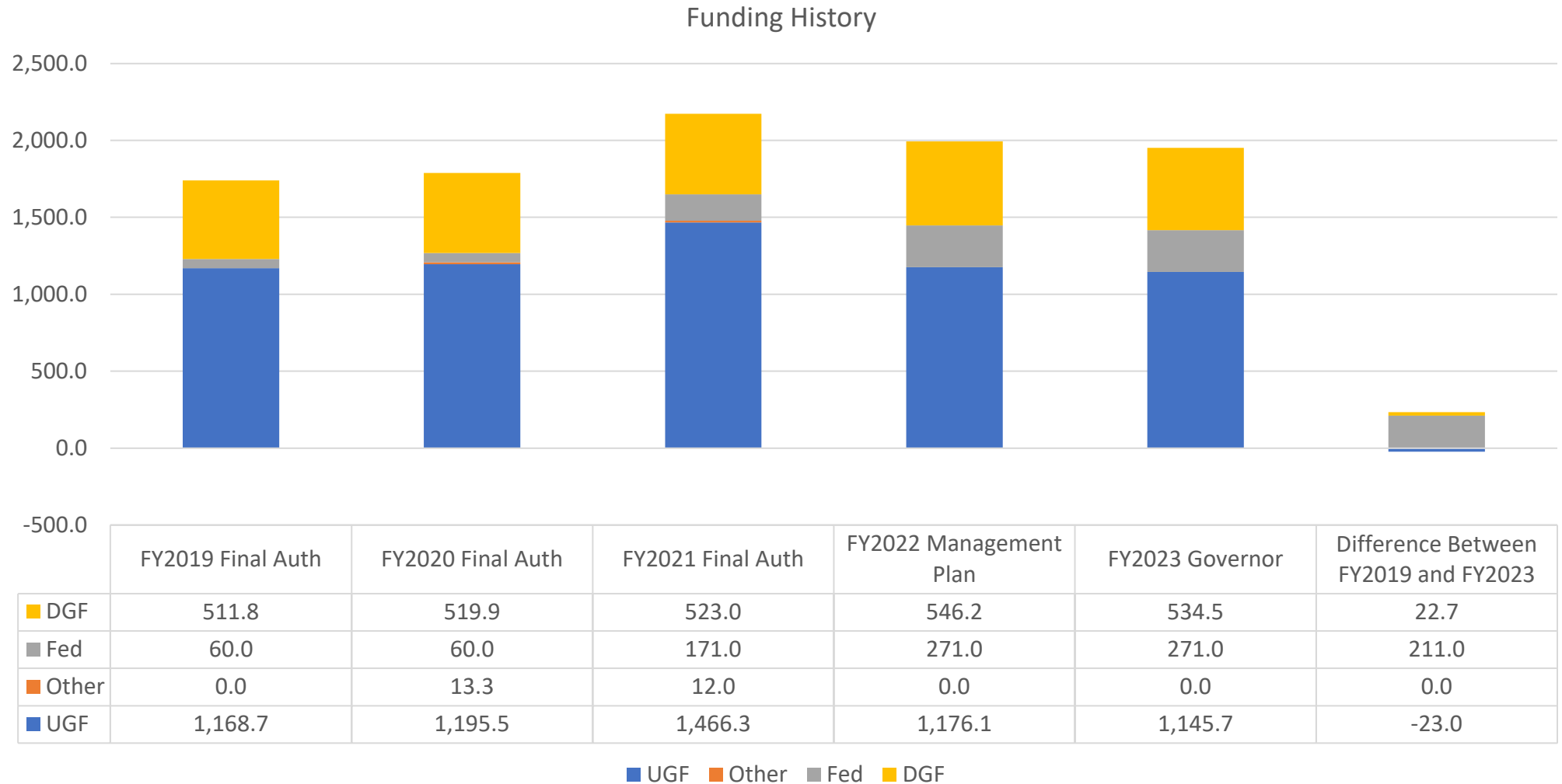
- › Provides access to information (Records Management)
- › Preserves the history of Alaska (State Archives)
- › Promotes the development of archives statewide
- › No FY2023 Governor's Budget Changes from FY2022





Budget Component: Museum Operations

(\$ thousands)





Budget Component: Museum Operations

- › Preserves the history of Alaska
- › Provides public access to the collections – Juneau & Sitka
- › Promotes the development of museums statewide

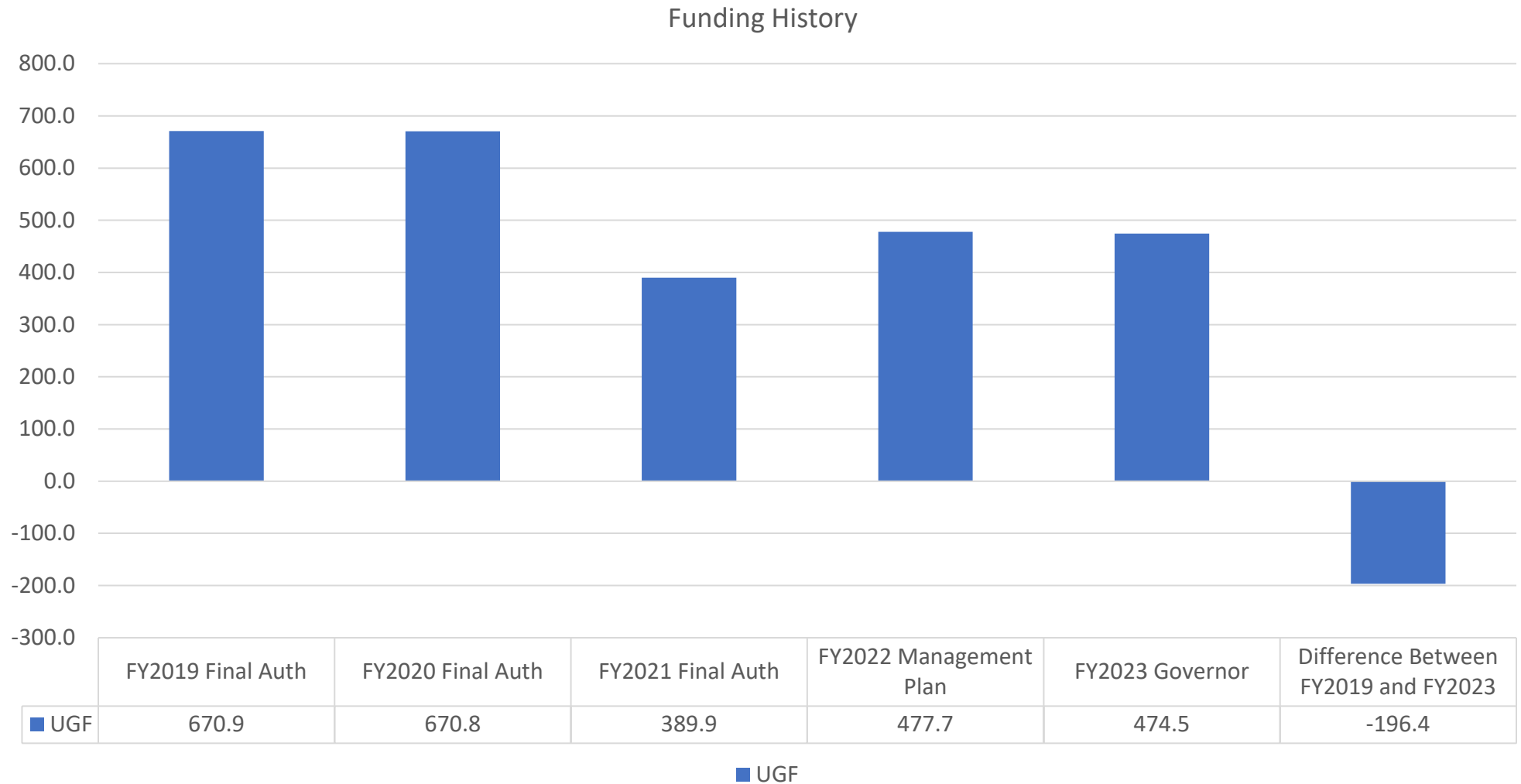


- › No FY2023 Governor's Budget Changes from FY2022



Budget Component: Online with Libraries (OWL)

(\$ thousands)





Budget Component: Online with Libraries (OWL)

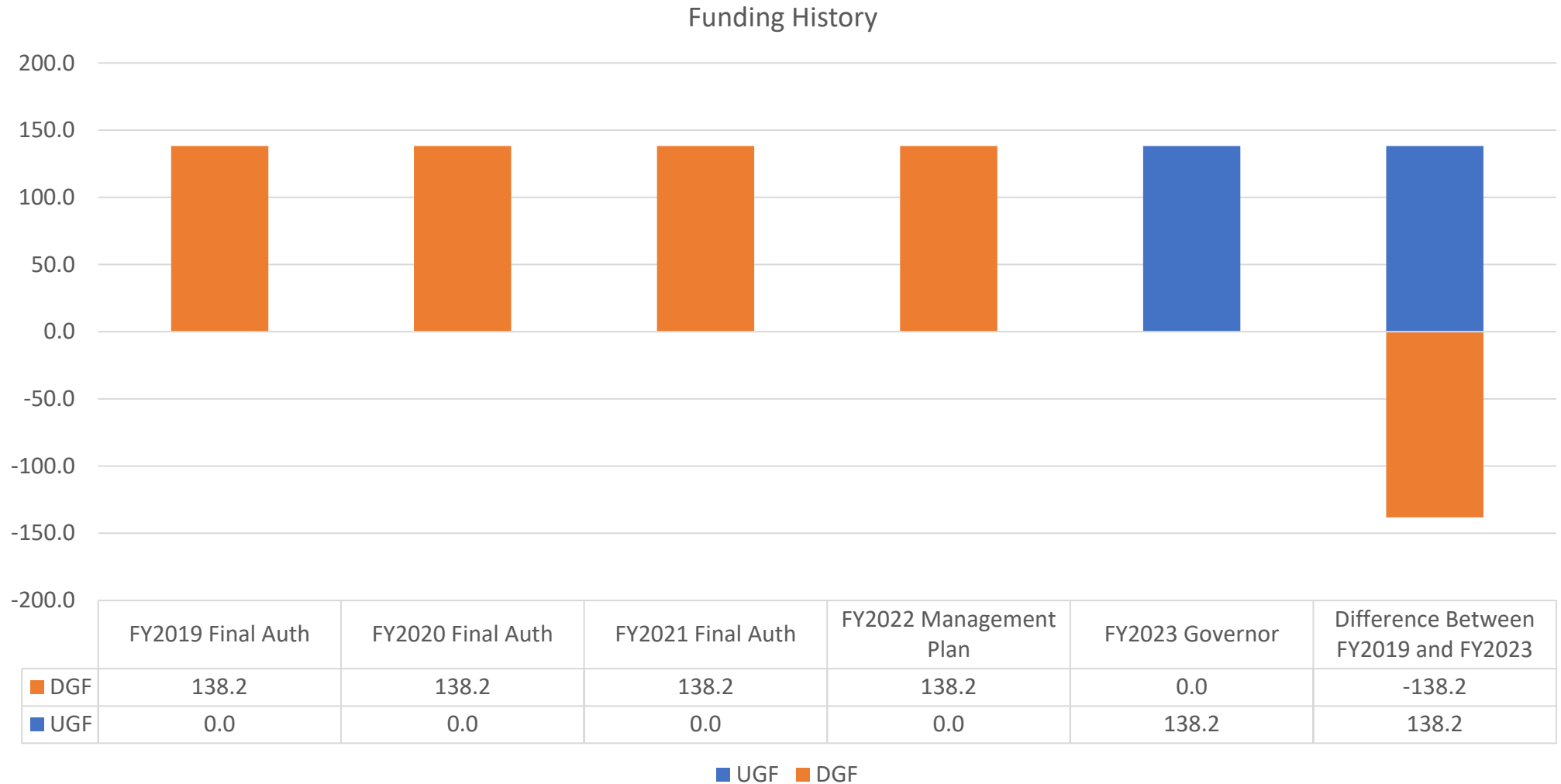
- › Provides state funds to combine with federal E-rate funds and local funds to pay for internet at public libraries
 - \$101.7 awarded to 19 public libraries
- › Operates a Zoom network for training purposes at 85 public libraries
- › No FY2023 Governor's Budget Changes from FY2022





Budget Component: Live Homework Help

(\$ thousands)





Live Homework Help

- › Contract with Tutor.com to provide online tutoring services to Alaskan students with accomplished, vetted, and monitored tutors for grades four through early college
- › FY2023 Governor's Budget Changes from FY2022
 - Replace authority unavailable due to Alaska Constitution Article IX Section 17(d); Total: Net Zero Change (\$138.2) Higher Education Investment Fund (HEIF) and \$138.2 UGF





Budget Component: Live Homework Help

FY2020 Usage 9,711 sessions
FY2021 Usage 12,883 sessions

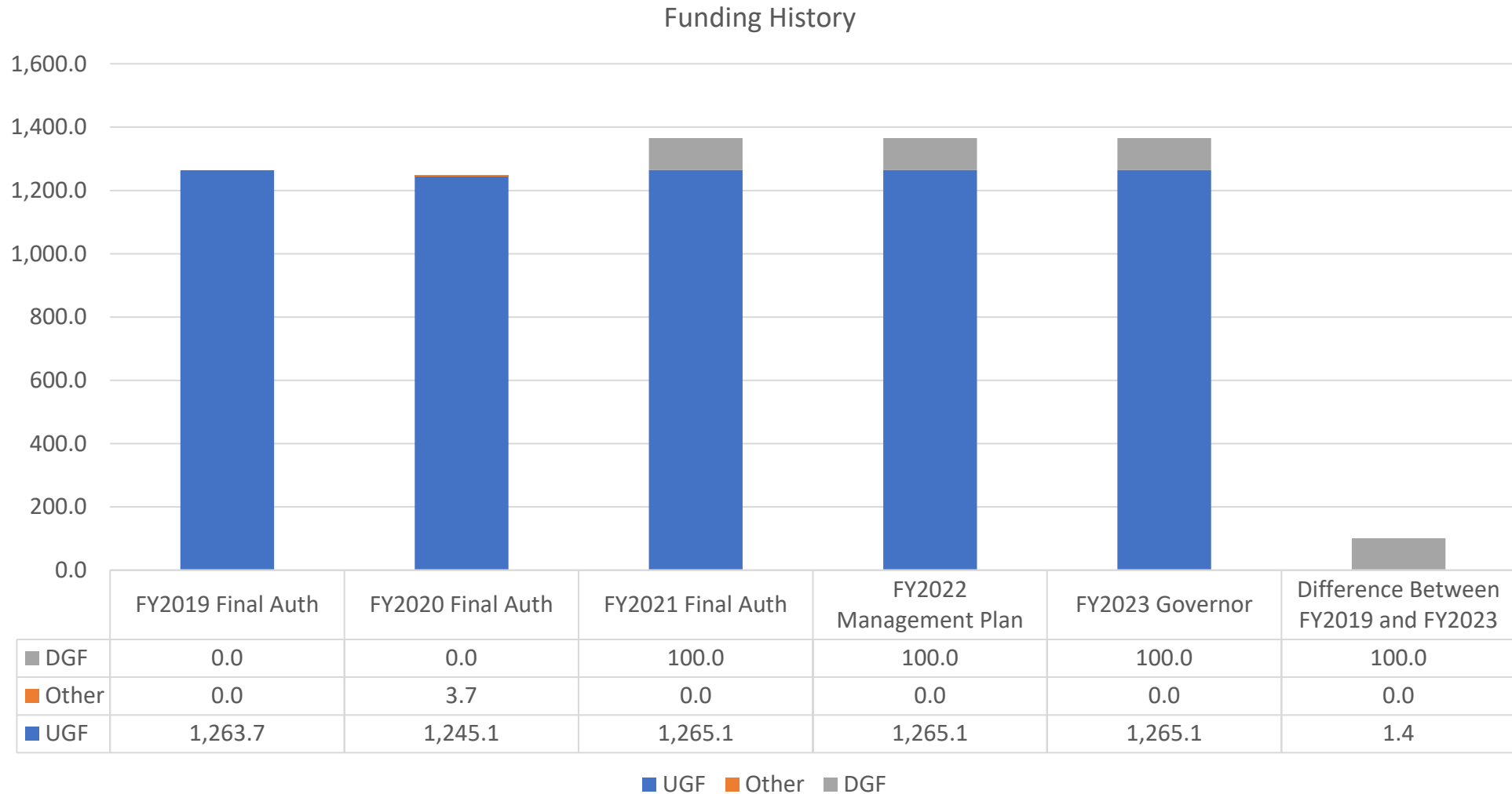
FY2021 Breakout by User

K-12 Public and Private	5,309
Homeschoolers	959
UA Campuses	3,167
Other Colleges/Universities	1,836
Job Seeker or Adult Learner	224
Prefer Not to Answer	1,388

FY2021	Sessions	Hours
July	417	197
August	408	149
September	1,593	584
October	1,768	651
November	1,287	417
December	1,066	365
January	1,010	333
February	1,614	574
March	1,385	467
April	1,297	480
May	568	213
June	470	176
Total	12,883	4,606



Budget Component: Andrew P. Kashevaroff (APK) Facilities Maintenance (\$ thousands)





Budget Component: APK Facilities Maintenance

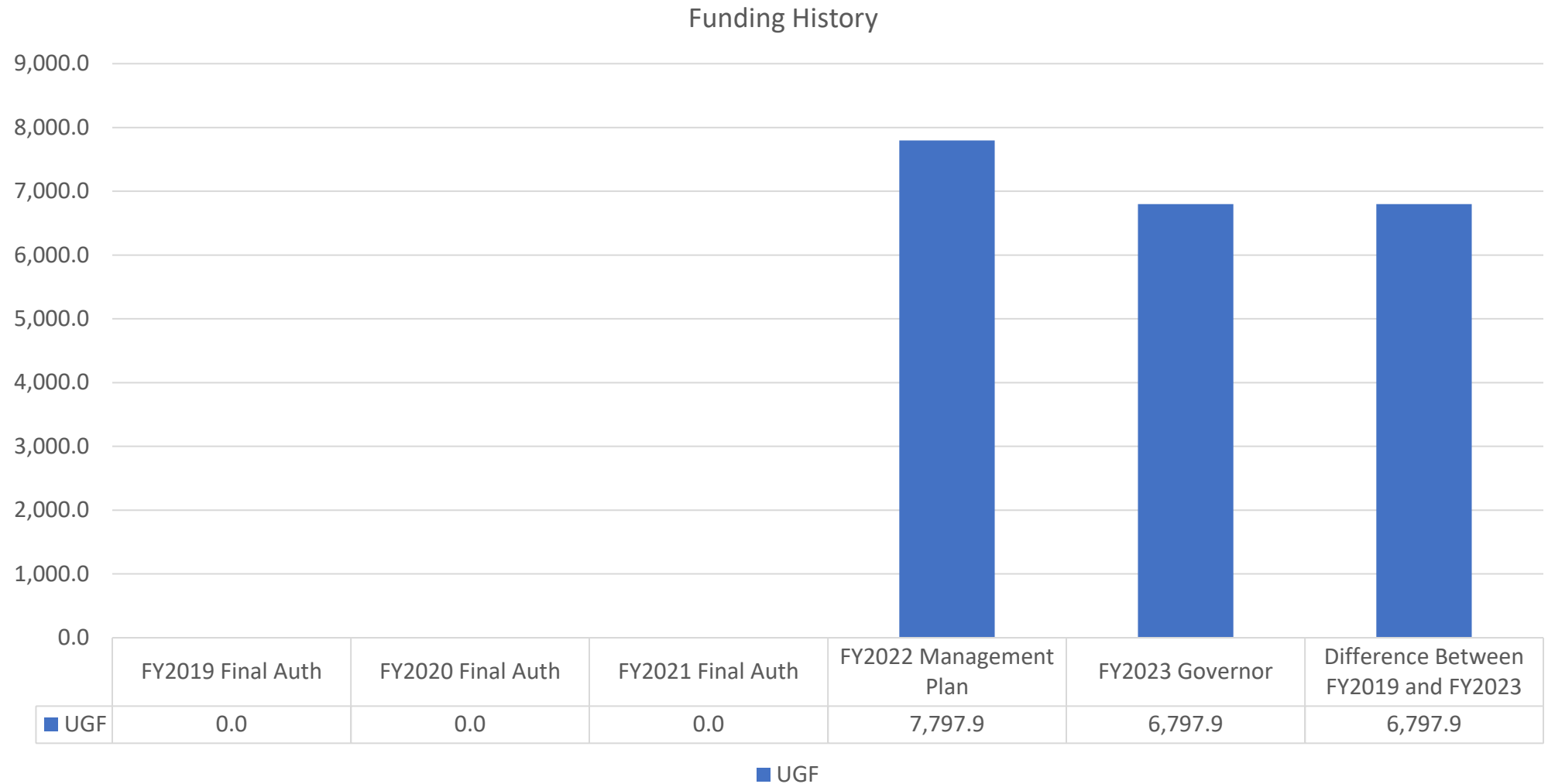
- › Manage the operations and maintenance of the APK Building
- › No FY2023 Governor's Budget Changes from FY2022



APK Space Usage		
	FY2020 Pre-Pandemic	FY2021 Post-Pandemic
Number of Events	145	16
Attendance	7,200	1,100



Budget Component: Broadband Assistance Grants (\$ thousands)





Budget Component: Broadband Assistance Grants

- › Assist school districts and schools with internet services, targeting rural areas that experience extremely high costs for internet
- › Ensures that every school in Alaska has at least 25 mbps
- › FY2023 Governor's Budget Changes from FY2022
 - Fiscal note out-years updated to reflect actual expenditures; Total (\$1,000.0) UGF



Budget Component: Broadband Assistance Grants

How OWL and School BAG Work with E-Rate

Process since 2012 for OWL and 2015 for School BAG

- 1) After the E-Rate filing window closes in the spring, schools and libraries submit their School BAG and OWL applications to the State Library
- 2) The E-Rate level of funding included on application directly impacts the amount of State money awarded through BAG and OWL
- 3) The State Library sends funds for year-long BAG and OWL awards to schools and libraries
- 4) Schools and libraries combine State funds with their local funds to cover monthly broadband bill
- 5) Schools and libraries submit annual financial report on these grants and return unused funds, if any



Budget Component: Broadband Assistance Grants

	Grant Funds Awarded	Number of School Districts	Number of Schools	Megabits Per Second Funded
FY2015	\$3,672.2	23	125	10
FY2016	\$2,604.7	28	135	10
FY2017	\$2,377.1	29	133	10
FY2018	\$1,978.4	26	105	10
FY2019	\$1,324.8	20	80	10
FY2020	\$1,084.8	20	72	10
FY2021	\$6,166.0	28	153	25
FY2022	\$5,804.1	28	152	25

How Schools and Libraries Pay for Broadband



	Total Cost of Broadband in Alaska Schools and Libraries	E-Rate Contribution	E-Rate %	School and Library Contribution	School and Library %	School Broadband Assistance Grants from State	OWL Broadband Assistance Grants to Libraries from State	State %
FY2017	\$101,990.6	\$82,307.5	80.7%	\$17,153.0	16.8%	\$2,377.1	\$153.0	2.5%
FY2018	\$107,794.9	\$93,147.4	86.4%	\$12,532.8	11.6%	\$1,978.3	\$136.4	2.0%
FY2019	\$98,850.9	\$80,639.7	81.6%	\$16,776.2	17.0%	\$1,324.8	\$110.2	1.5%
FY2020	\$97,432.1	\$83,349.4	85.5%	\$12,732.7	13.1%	\$1,084.8	\$265.2	1.4%
FY2021	\$133,098.9	\$109,985.7	82.6%	\$16,835.7	12.6%	\$6,166.0	\$111.5	4.7%
FY2022	\$146,816.7	\$127,165.6	86.6%	\$13,745.3	9.4%	\$5,804.1	\$101.7	4.0%




Contact Information

› Patience Frederiksen, Division Director

Patience.Frederiksen@alaska.gov

(907) 465-2911



› Lacey Sanders, Administrative Services Director

Lacey.Sanders@alaska.gov

(907) 465-8721