Alaska Department of Transportation & Public Facilities

FY2023 Governor's Budget Overview

Ryan Anderson, Commissioner
Rob Carpenter, Deputy Commissioner
Dom Pannone, Administrative Services Director

January 25, 2022

Our mission is to ***Keep Alaska Moving*** through service and infrastructure.

FY2023 Governor's Proposed Operating Budget

High Level Overview:

- Decrease over last year -$76,937.2 (-$60,435.9 UGF)
- No service level reductions
- Continued use of federal covid relief funds* in place of UGF
- Service level increase for the Alaska Marine Highway System (AMHS)
- Use of federal Bipartisan Infrastructure Law (BIL)** funds in AMHS
- Other IIJA/BIL provisions & impacts unknown, not included

* Federal covid relief funds:

- The Coronavirus Aid, Relief, and Economic Security Act (CARES)
- The Coronavirus Response and Relief Supplemental Appropriations Act of 2021 (CRRSAA)
- The American Rescue Plan Act (ARP)

** The Infrastructure Investment and Jobs Act (IIJA) is referred to as the BIL by our federal partners

$ in Thousands (1,000)

Budget History

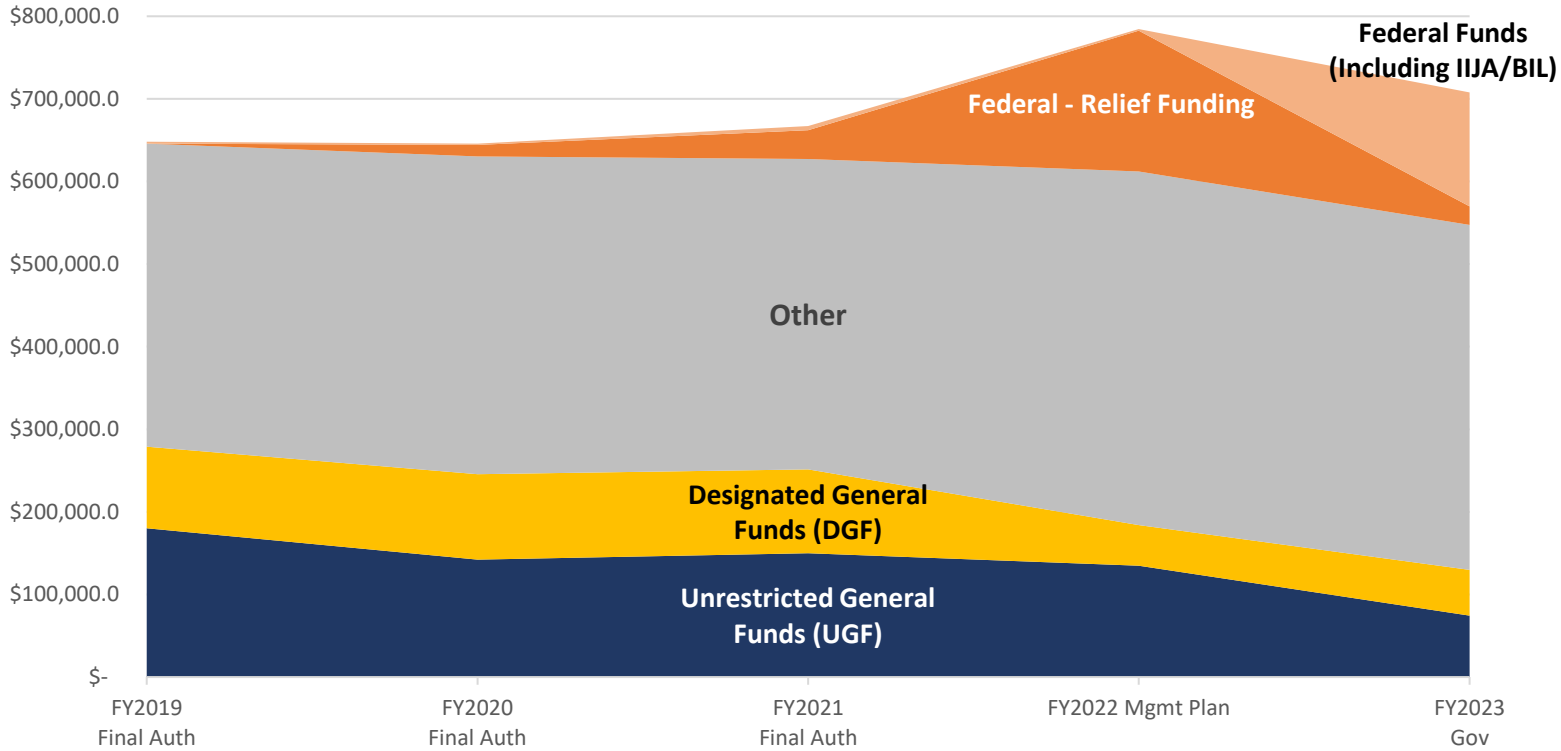

Fund Source	FY2019 Final Auth	FY2020 Final Auth	FY2021 Final Auth	FY2022 Mgmt Plan	FY2023 Gov
Unrestricted General Funds (UGF)	$ 179,988.7	$ 142,107.7	$ 149,963.0	$ 134,943.4	$ 74,507.5
Designated General Funds (DGF)	$ 98,821.1	$ 103,419.1	$ 101,422.8	$ 49,131.7	$ 55,386.9
Other	$ 367,061.7	$ 384,622.1	$ 375,619.8	$ 427,871.7	$ 417,365.5
Federal - Relief Funding	$ -	$ 14,000.0	$ 35,000.0	$ 170,638.2	$ 22,392.2
Federal Funds (Including IIJA/BIL)	$ 2,135.1	$ 1,617.1	$ 4,871.1	$ 1,932.0	$ 137,927.7
TOTAL	$ 648,006.6	$ 645,766.0	$ 666,876.7	$ 784,517.0	$ 707,579.8

Note: FY2022 Mgmt Plan includes $64,236.1 for AMHS forward funding.

$ in Thousands (1,000)

FY2022, FY2023 Comparison

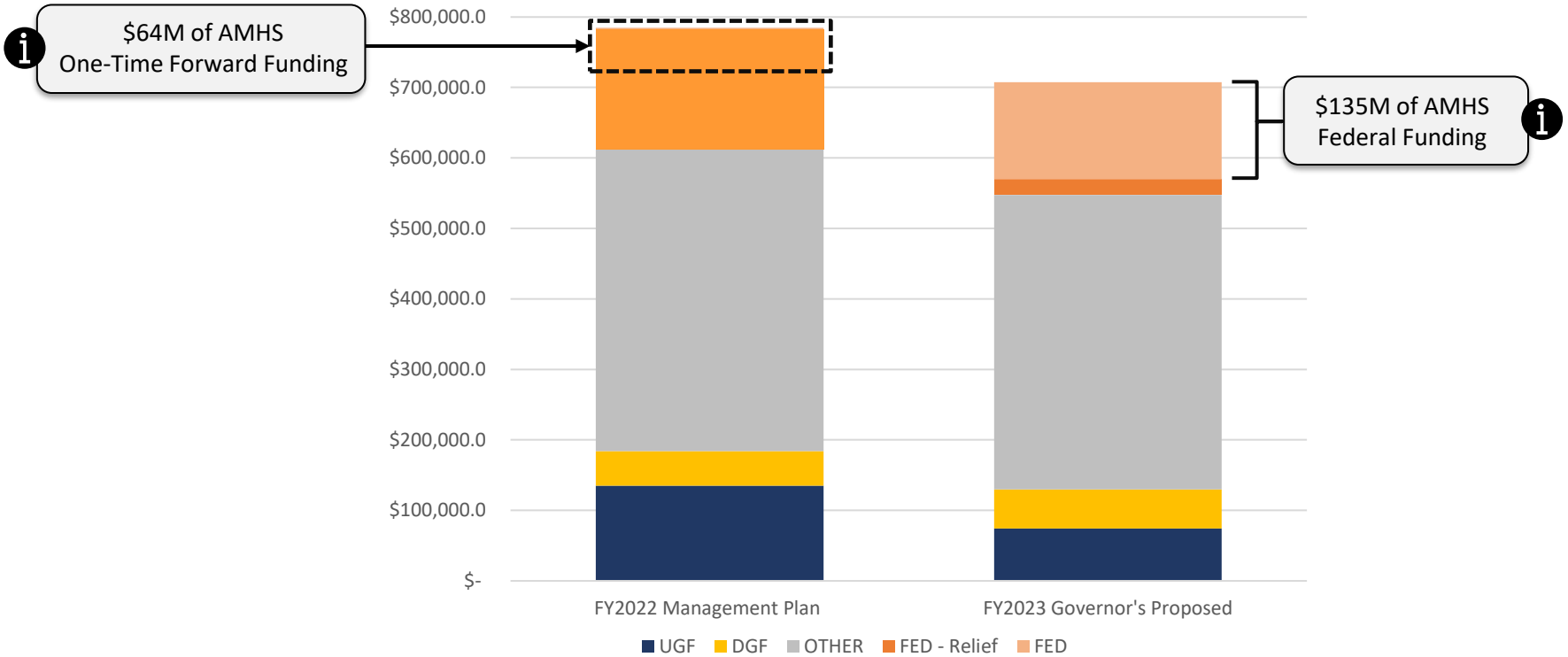

	FY2022 Management Plan	FY2023 Governor's Proposed	$ Difference FY2022 and FY2023	% Difference FY2021 and FY2022
UGF	$ 134,943.4	$ 74,507.5	$ (60,435.9)	-45%
DGF	$ 49,131.7	$ 55,386.9	$ 6,255.2	13%
OTHER	$ 427,871.7	$ 417,365.5	$ (10,506.2)	-2%
FED - Relief	$ 170,638.2	$ 22,392.2	$ (148,246.0)	-87%
FED	$ 1,932.0	$ 137,927.7	$ 135,995.7	7039%
TOTAL	**$ 784,517.0**	**$ 707,579.8**	**$ (76,937.2)**	**-10%**

$ in Thousands (1,000)

FY2023 RDU Funding Level Comparison

- Office of Information Technology, -$399.2
- Information Systems & Services +/-$3.9M
- Federal Funding Reversals, -$20.3M
- Division of Facilities Services technical, -$11.5M
- AMHS service increase, no budgetary layups

Function	FY2022 Mgmt Plan	FY2023 Gov	Change
Facilities Services	$ 111,030.1	$ 99,341.4	$ (11,688.7)
Admin & Support	$ 69,319.8	$ 51,954.9	$ (17,364.9)
Design, Engineering and Construction	$ 124,643.8	$ 118,431.1	$ (6,212.7)
State Equipment Fleet	$ 35,670.2	$ 35,691.3	$ 21.1
Highways, Aviation and Facilities	$ 165,513.2	$ 163,011.5	$ (2,501.7)
International Airports	$ 95,436.3	$ 95,184.5	$ (251.8)
Alaska Marine Highway System (AMHS)	$ 182,903.6	$ 141,754.4	$ (41,149.2)
AMHS *less* Forward Funding	$ 118,667.5	$ 141,754.4	$ 23,086.9

$ in Thousands (1,000)

Federal Covid Relief Funding

	CARES ($111,302.5)			CRRSAA ($224,572.4)				ARP ($87,081.5)			
	FAA		FTA	FAA		FTA	FHWA	FAA		FTA	
	RURAL	INTERNATIONAL		RURAL	INTERNATIONAL			RURAL	INTERNATIONAL		TOTAL
Amounts Received	**$49,367.8**	**$ 33,133.3**	**$28,801.4**	**$26,823.0**	**$ 17,560.9**	**$55,786.5**	**$124,402.0**	**$34,763.6**	**$ 49,578.8**	**$2,739.1**	**$422,956.4**
Expended in FY2020	$ 8,263.3	$ 9,942.2	$ 6,634.1	$ -	$ -	$ -		$ -	$ -	$ -	$ 24,839.6
Expended in FY2021	$ 15,577.7	$ 13,100.0	$ 22,167.3	$ 1,539.4	$ -	$ -	$ 2,130.1	$ -	$ -	$ -	$ 54,514.6
Authorized in FY2022	$ 13,759.7	$ 10,091.1	$ -	$ 12,009.8	$ 17,560.9	$ 55,786.5	$ 119,558.6	$ -	$ 17,348.0	$ 2,739.1	$ 248,853.7
Proposed in FY2023	$ 7,379.3	$ -	$ -	$ 5,455.2	$ -	$ -		$ 9,019.4	$ 20,000.0	$ -	$ 41,853.9
BALANCE	**$ 4,387.7**	**$ -**	**$ -**	**$ 7,818.5**	**$ -**	**$ -**	**$ 2,713.3**	**$25,744.2**	**$ 12,230.8**	**$ -**	**$ 52,894.6**

UNPROGRAMMED BALANCES	
CARES	$ 4,387.7
CRRSAA	$ 10,531.8
ARP	$ 37,975.0

$ in Thousands (1,000)

AMHS Budget

- Budget cycle on calendar year via a 6-month bridge appropriation in FY2022
- Governor's funding request for calendar year 2023
- Eliminates service gaps, no cost saving layups
- 362.7 weeks of service and 6,311 port calls
- $5M DGF for federally unallowable expenses
- $20M DGF backfill language

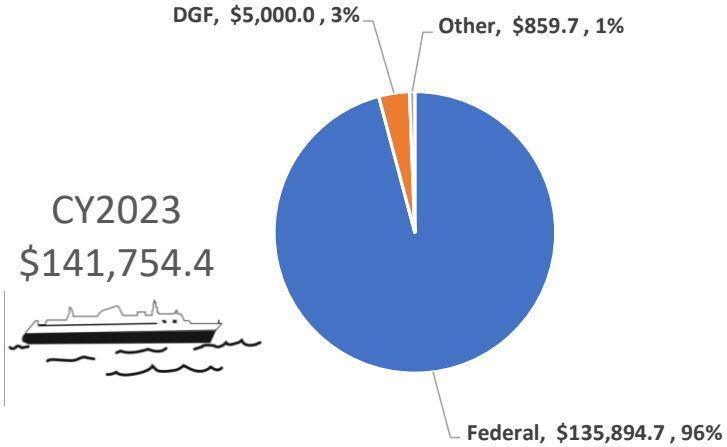

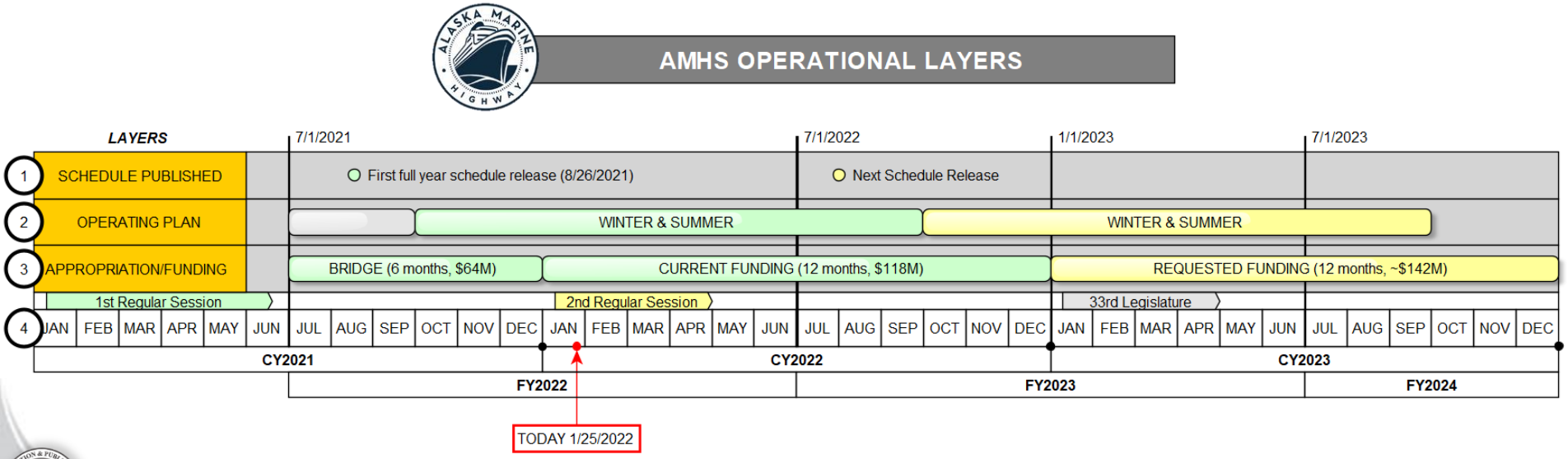

$ in Thousands (1,000)

IIJA SEC. 71103
FERRY SERVICE FOR RURAL COMMUNITIES.

"…establishes a Ferry Service for Rural Communities Program that makes federal resources available to states to ensure basic essential ferry service is provided to rural areas."

$200M nationally, annually for five years ($1B total)

"…operated a regular schedule at any time during the 5-year period ending on March 1, 2020; and served not less than 2 rural areas located more than 50 sailing miles apart."

Title 23 U.S. Code § 218 allows for 100% federal share

FY2022 Outlook

- Weather Events and Outlook
  - Sterling Highway Landslide, est. $150.0
  - “2021-2022 Alaska Winter Storm”, est. $1,250.0
- AMHS Revenues & Projections
  - Delta & Omicron have contributed to reduced revenue projections, approx. $10M
  - Current revenue at $20.8M, projecting $43M in FY2022
- Continue analyzing IIJA/BIL
  - Guidance is starting to come from our federal funding partners, and we’re expecting more information in the upcoming months.
  - We are taking a close look at the legislation and identifying the funding categories, and any eligibility criteria for the funds.
  - We are also gathering information from the public, local government, and industry partners about their needs, and what their vision is for transportation in Alaska.

$ in Thousands (1,000)

Questions?

Dom Pannone
Administrative Services Director
(907) 465-2956
Dom.Pannone@Alaska.gov