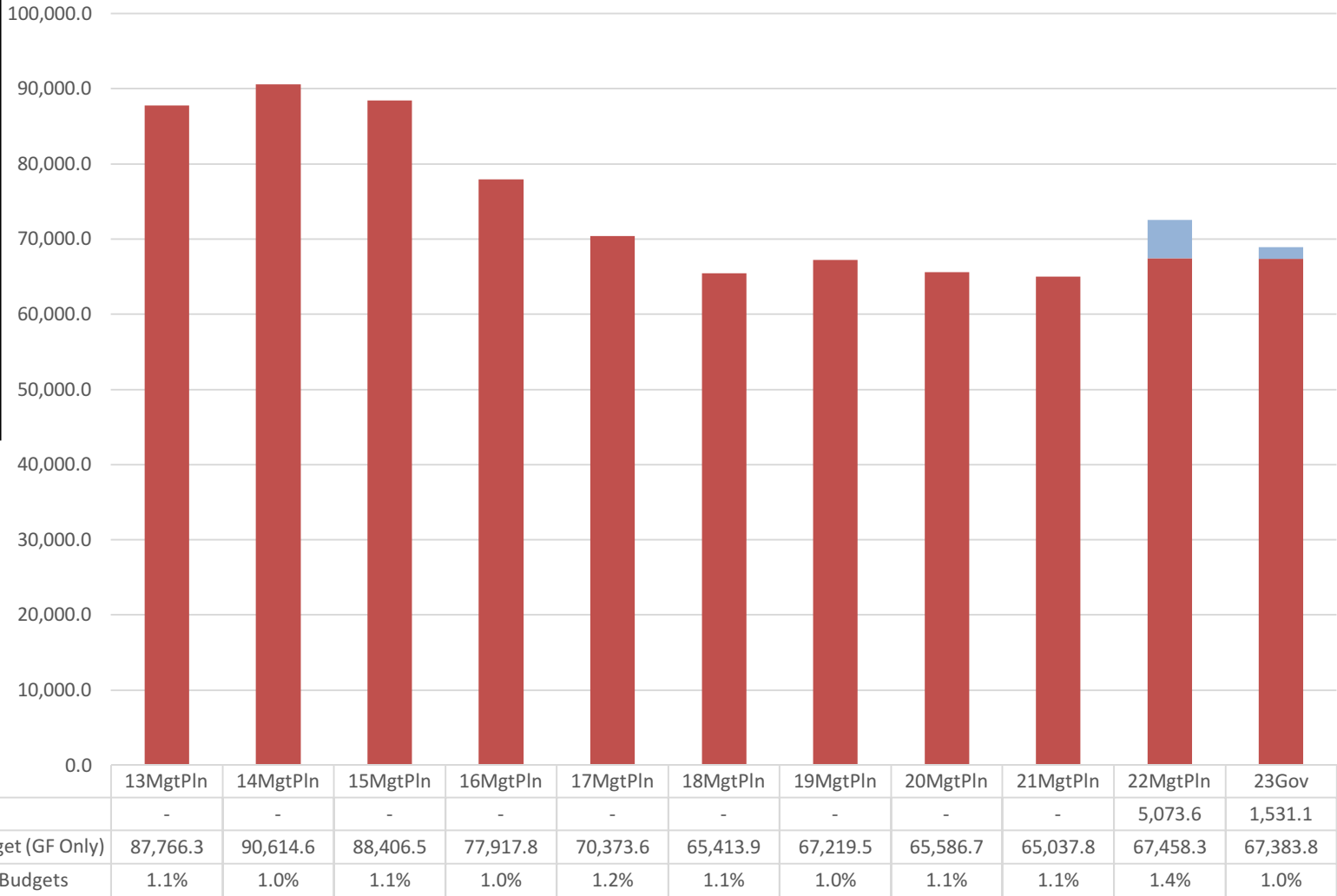


Department of Fish & Game Share of Total Agency Operations (GF Only) (\$ Thousands)

The Department's GF budget (excluding SB 55 increments) *decreased* by about \$19 million (-21%) between FY13 and FY23 .

The Department's total FY23 GF budget equals \$213 per resident worker, based on 323,711 resident workers.



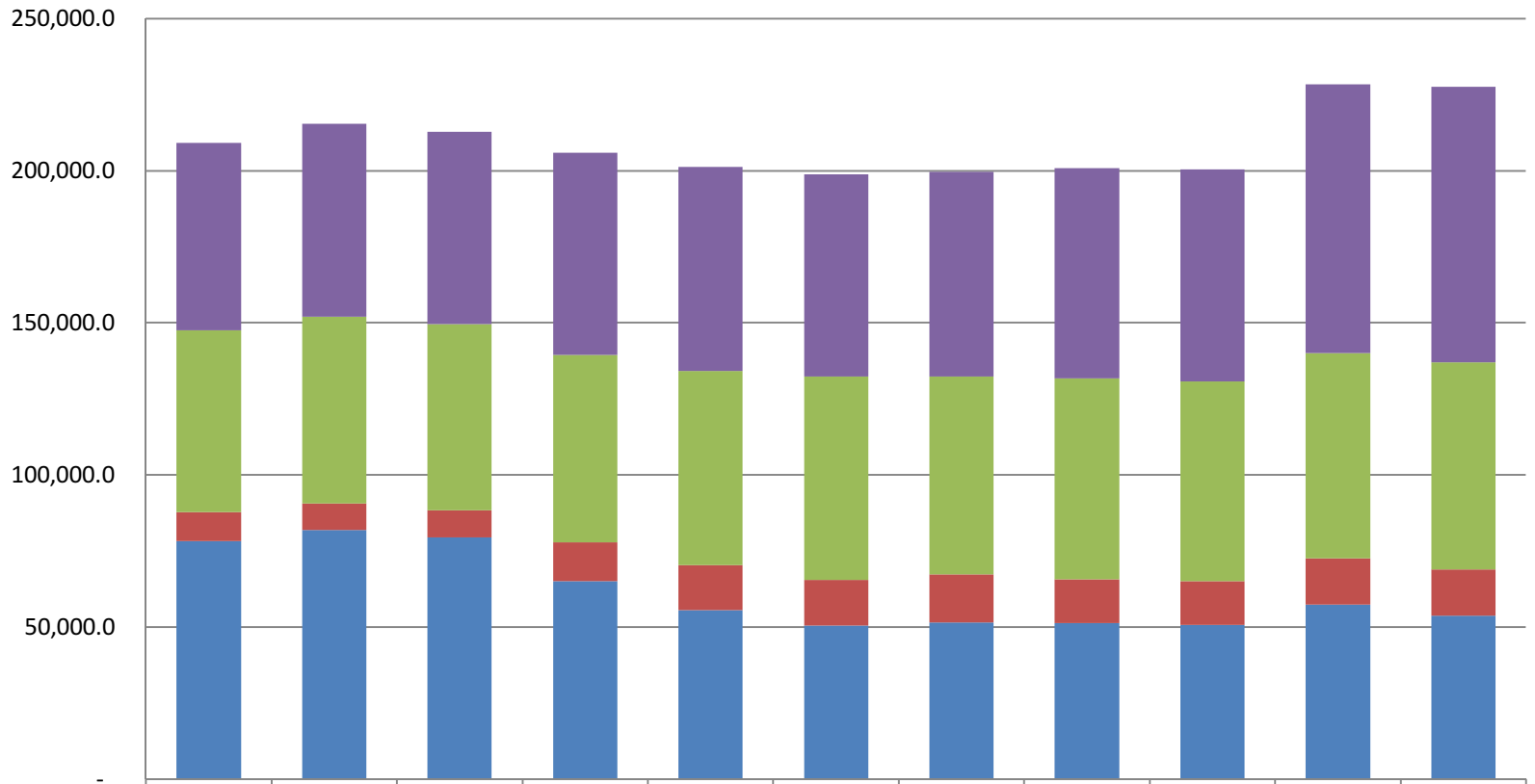
Department of Fish & Game

Total Funding Comparison by Fund Group

Between FY13 MgmtPln and 23Gov:

- UGF decreased by \$24.6 million (-31%)
- DGF increased by \$0.6 million (60%)
- Other Funds increased by \$1.2 million (14%)
- Federal Receipts increased by \$0.4 million (47%)

(All Funds)
(\$ Thousands)



	13MgtPln	14MgtPln	15MgtPln	16MgtPln	17MgtPln	18MgtPln	19MgtPln	20MgtPln	21MgtPln	22MgtPln	23Gov
Federal Receipts (Fed)	61,776.8	63,425.2	63,130.3	66,481.0	67,098.8	66,436.7	67,355.6	69,187.0	69,679.6	88,393.3	90,542.7
Other State Funds (Other)	59,667.5	61,429.9	61,243.4	61,552.7	63,739.3	66,967.7	65,117.9	66,110.2	65,683.9	67,529.2	68,145.9
Designated General (DGF)	9,506.7	8,805.3	9,018.7	12,822.4	14,843.4	14,897.5	15,636.2	14,235.4	14,257.3	15,088.9	15,240.8
Unrestricted General (UGF)	78,259.6	81,809.3	79,387.8	65,095.4	55,530.2	50,516.4	51,583.3	51,351.3	50,780.5	57,443.0	53,674.1

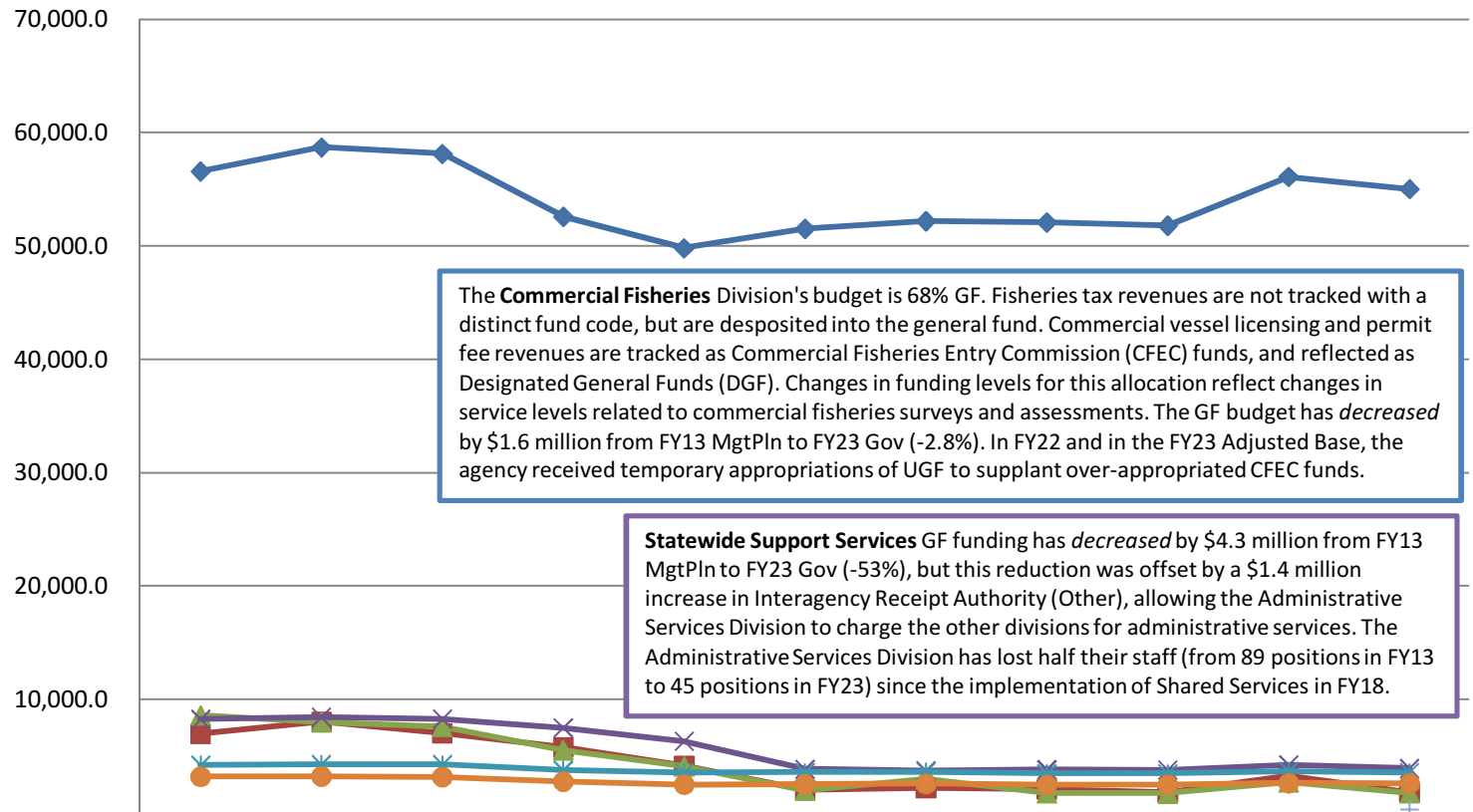
The Wildlife Conservation

Division's budget is only 3% GF. It is primarily funded with Federal Receipts and Fish and Game funds (Other). Total GF funding has *decreased* by \$6.9 million from FY13 MgtPln to FY23 Gov (-80%), while the division's budget (all fund sources) has increased by \$18.3 million (41%).

The Sport Fish

Division's budget is only 4% GF. It is primarily funded with Federal Receipts and Fish and Game funds (Other). Total GF funding has *decreased* by \$5.2 million from FY13 MgtPln to FY23 Gov (-74%), and total funding from all sources has *decreased* by \$740.2 (-1.5%).

Appropriations within Department of Fish & Game (GF Only) (\$ Thousands)



	13MgtPln	14MgtPln	15MgtPln	16MgtPln	17MgtPln	18MgtPln	19MgtPln	20MgtPln	21MgtPln	22MgtPln	23Gov
Commercial Fisheries	56,592.6	58,706.7	58,138.7	52,603.2	49,812.5	51,521.1	52,196.8	52,097.0	51,809.6	56,112.0	55,025.8
Sport Fisheries	6,952.4	8,016.0	7,018.4	5,792.5	4,133.3	2,017.4	2,174.1	2,056.9	1,815.2	3,251.1	1,800.9
Wildlife Conservation	8,587.6	7,990.5	7,575.7	5,528.3	4,085.7	1,944.9	2,962.8	1,711.6	1,708.0	2,673.1	1,716.9
Statewide Support Services	8,249.8	8,432.0	8,267.4	7,492.9	6,308.8	3,857.1	3,716.4	3,802.0	3,784.6	4,231.9	3,918.8
Habitat	4,204.3	4,259.1	4,255.4	3,752.0	3,544.6	3,568.6	3,617.1	3,459.4	3,450.5	3,654.5	3,550.9
Subsistence Research/Monitoring	3,179.6	3,210.3	3,150.9	2,748.9	2,488.7	2,504.8	2,552.3	2,459.8	2,469.9	2,609.3	2,582.8
Agency Unallocated											318.8