



# Introduction

Patrick Pillai, SESA Executive Director  
Service with SESA, 27 years  
Started at SESA as a D/HH Specialist



Serving Alaska for 34 years!

**SESA provides consultation and training to support the unique educational needs of individuals and the Alaskan communities that serve them.**

## **A.S. 14.30.630(b)(1) requires SESA to provide special education services including:**

- (A) Itinerant **outreach services** to students who are deaf, deaf-blind, cognitively impaired, hearing impaired, blind and visually impaired, orthopedically disabled, health-impaired in other ways, and severely emotionally disturbed, and to students with multiple disabilities;
- (B) Special education instructional **support and training** of local school district special education personnel; and
- (C) **Other services** appropriate to special education needs.

# LOGIC MODEL : SPECIAL EDUCATION SERVICE AGENCY (SESA)

**Goal: To Provide Outreach Services, Instructional Training and other Services Appropriate to Special Education**

Context - SESA Statute, Alaska Department of Education, Special Education Law and Regulations

## INPUTS

## OUTPUTS

## OUTCOMES

PROGRAM INVESTMENTS	Activities		Participants	Short Term	Medium Term	Long Term
	SESA	Program				
Money	SESA Support	Technical Assistance & Dissemination Activities	Alaska Dept. of Education	Provide customized, collaborative, student focused technical assistance and training via onsite and distance delivery to school district staff	Build local capacity of special education staff through provision of targeted and intensive instructional support	Ensure that qualified specialists are available to assist districts and rural educational attendance areas to make more special education services available to exceptional children without regard to their location in the state.
SESA Staff			AK School District Staff			
Facility						
Knowledge Base		Knowledge Development Activities	Children and Families	Encourage collaboration between districts & community agencies to promote special education services to students with disabilities	Increase use of evidence-based instructional practices by special education teachers	Improved capacity and infrastructure to sustain implementation of evidence based practices.
Technology			Related Service Providers			
Policy and Guidance		Leadership & Collaboration Activities		Increase the efficiency and effectiveness of specific skill sets through teacher training		
Stakeholders			Stakeholders			

Process Measures

Outcome Measures

**OBJECTIVES**

# What is Technical Assistance

- Classroom/Remote observations
- Educational assessments
- Educational Interventions
- Modeling of educational strategies
- Inservice training
- Coordinating services for rural schools
- Assistance with IEP & ESER
- Assistance with mini-grants
- Training for use of Assistive technology
- Evidence based strategies



# Program Evaluation

**Data is analyzed against benchmarks for:**

- # of consultations provided on site
  - # of consultations provided via distance delivery
  - # of student service reports written
  - # of trip cancellations
  - # of online e-modules and videos created/accessed
  - Results of satisfaction surveys
- 
- Data is analyzed to identify cost savings through use of distance delivery services.

# SESA Productivity

- *In FY2019 SESA specialists logged 1887 technical assistance activities serving 356 student teams in 159 schools across 52 districts. Four hundred and sixty four (464) activities were distance-delivered.*
- *Specialists conducted two hundred and fourteen (214) customized trainings, 84 of which were provided via distance delivery.*
- *Based on an average agency travel cost of \$1076, eighty four distance delivered trainings (84) saved the state \$90,384.*

# Customized Management System

## Reports & Graphs Builder

016

### Graph of Specialist LID Activities Comparison

Bar Graph tallying Activities Count, graphing each specialist for comparison.

**Criteria for inclusion:** User Selected Date Range; Activities are counted for all active specialists. Activities must be Mission-Centric and marked as "Finalized";

**Options:** Date-Range; show/hide Specialist Name



Last Run 1/25/21 10:38 AM

017

### Graph of Specialist Completed Reports Comparison

Bar Graph tallying Completed Reports, graphing each specialist for comparison.

**Criteria for inclusion:** User Selected Date Range; Activities are only counted for the activity Leader. Activities must be Mission-Centric and marked as "Finalized." Reports must be *filed*. Includes all 3 report types.

**Options:** Date-Range; show/hide Specialist Name



Last Run 1/25/21 10:39 AM

018


### Graph of Specialist Activity Category Performance

Graph displaying the breakdown of a selected specialist's activities by type

**Criteria for inclusion:** Selected dates and specialist, activity status: "Finalized"

**Options:** Selected specialist name and time frame


You can view a single specialist, or build a compound PDF for all specialists



Last Run 1/25/21 10:40 AM



# Referrals and File Compliance




**REFERRALS - SUMMARY LIST and LAUNCH**  
 Currently Viewing 15 of 200 Records

Filter By Program/Specialist ▼
 Custom Find

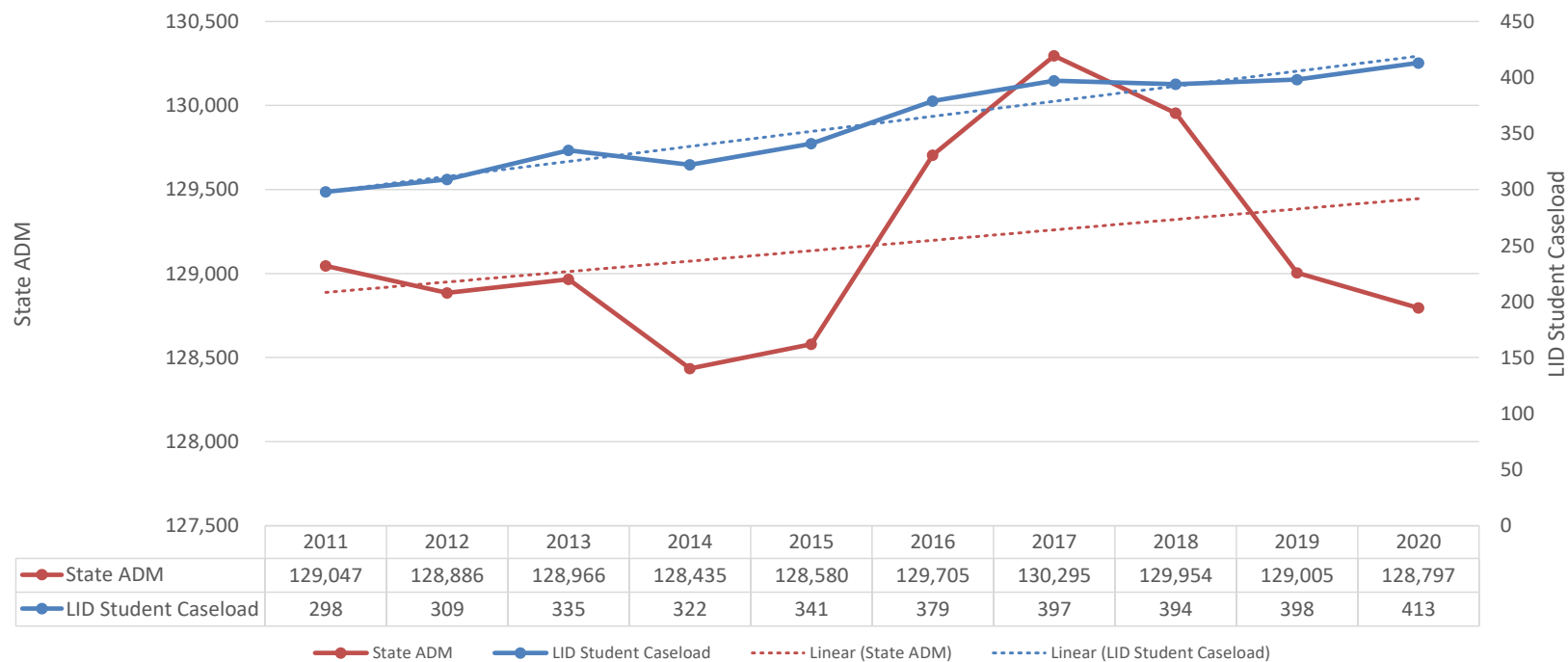
?

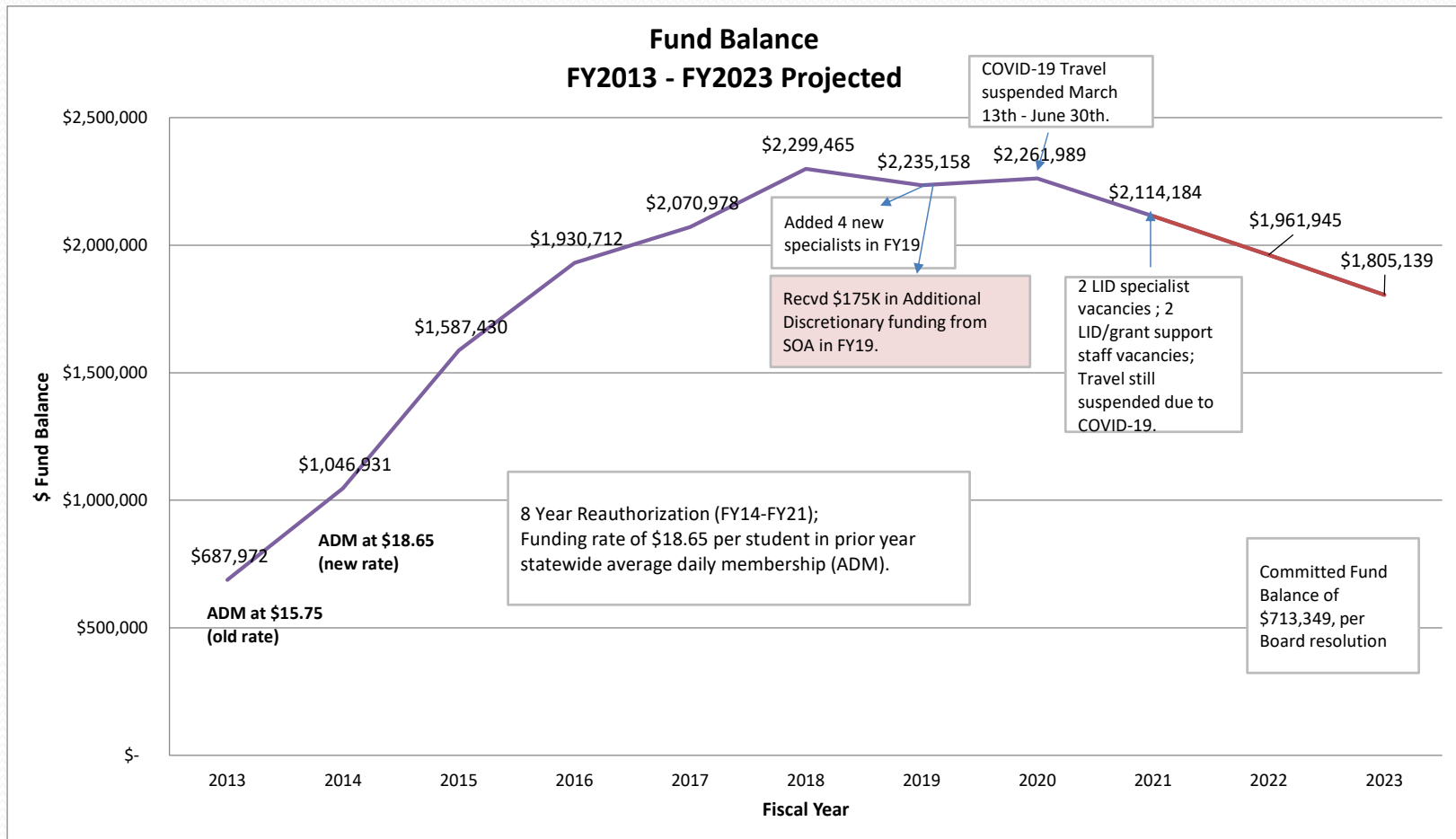
IN PA PROCESSING
 PENDING SPECIALIST REVIEW
 IN SPECIALIST PROCESSING
 PENDING EXEC REVIEW
 APPROVED
 ALL

SORT...

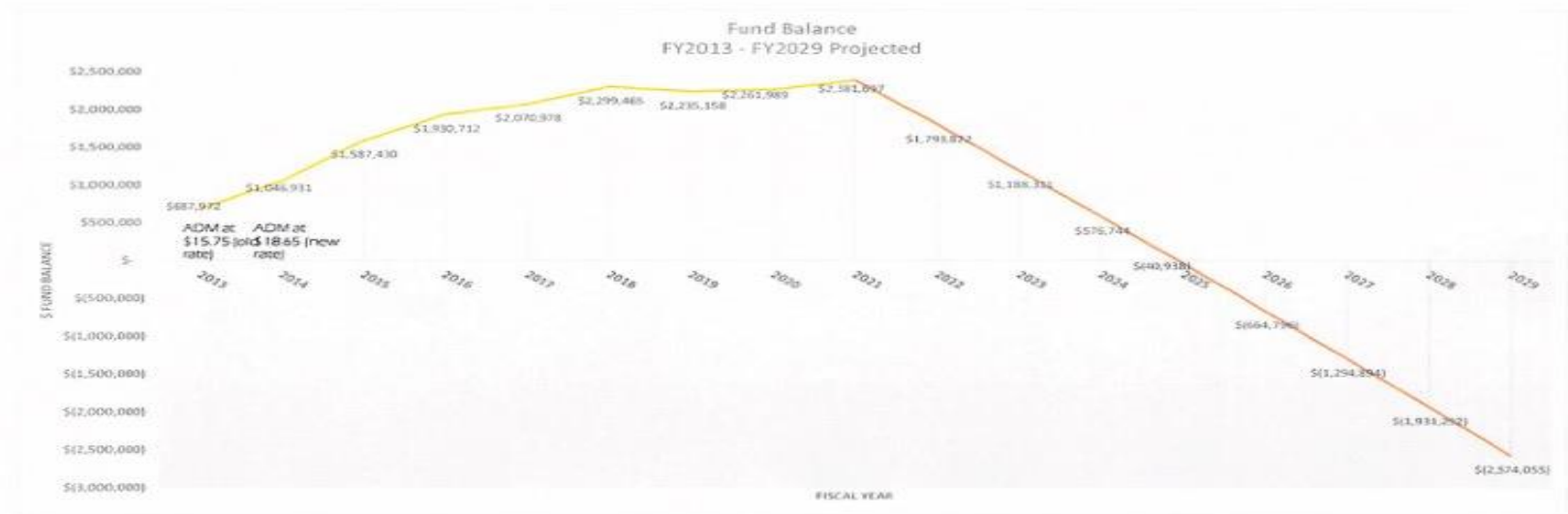
<div>▶</div> <div> <b>MOLLY MAKE-BELIEVE</b>            STATUS: INITIAL PROCESSING            CATEGORY: Vision Impairment            LEAD SPECIALIST: Angelique Black, M.S.Ed., TVI            DETERMINATION:         </div>	<div>           PA Progress..... 60%            SPEC Progress.....            EXEC Approval.....         </div>	Last Modified..... 12/8/2020 5:51:13 PM PA Processing Completed..... PA Name..... Forwarded to Lead Specialist..... Lead Specialist Name.....Angelique Black Assigned to Specialist..... Specialist Name..... Approved by Executive Director.....	 Digital Transfer
<div>▶</div> <div> <b>FRANK FAKE</b>            STATUS: INITIAL PROCESSING            CATEGORY: Vision Impairment            LEAD SPECIALIST: Angelique Black, M.S.Ed., TVI            DETERMINATION:         </div>	<div>           PA Progress..... 67%            SPEC Progress.....            EXEC Approval.....         </div>	Last Modified..... 12/10/2020 11:12:20 AM PA Processing Completed..... PA Name..... Forwarded to Lead Specialist..... Lead Specialist Name.....Angelique Black Assigned to Specialist..... Specialist Name..... Approved by Executive Director.....	 Digital Transfer

State Average Daily Membership (ADM) vs. Low Incidence Disabilities (LID) Student Caseload  
10 Year History

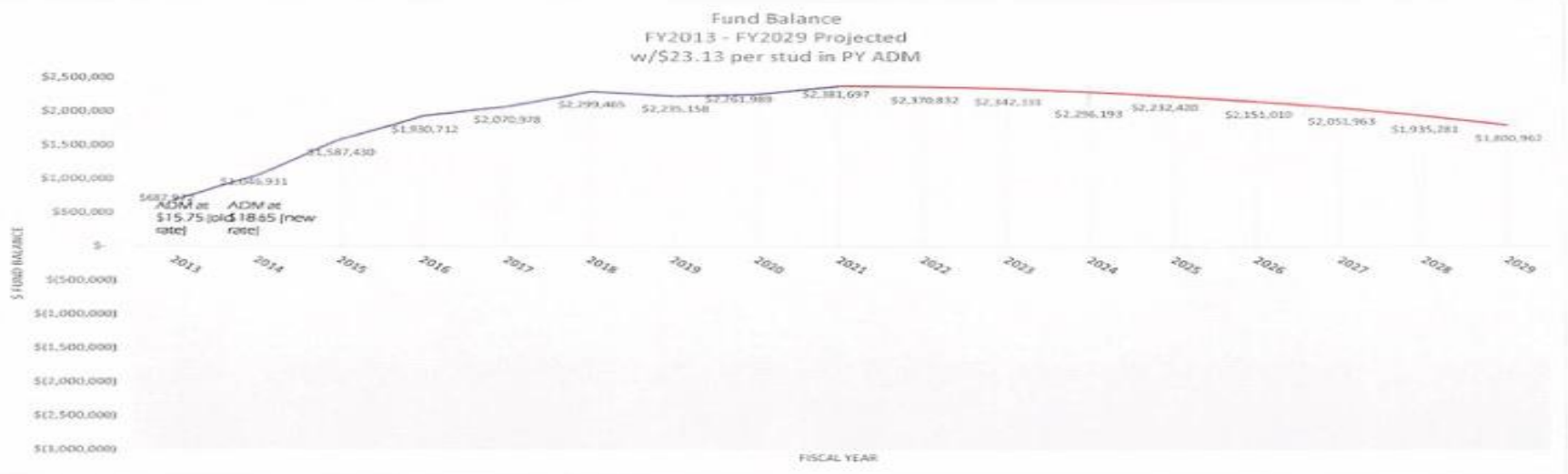




# Fund Balance FY2013-FY2019 Projected



# SB19 Proposed 24% Funding Increase



# Legislative Audit Report

November 12, 2020

Recommends reauthorization based on SESA serving the public interest by:

1. Assisting school districts meet the unique needs of students with low incidence disabilities (LID).
2. Providing opportunities to enhance teachers' and paraprofessionals capabilities.
3. Providing LID and special education resources.





# *The Key to Success*

for Alaskan Educators Serving Students  
with Low-Incidence Disabilities



# Your time is sincerely Appreciated!

## Questions!